

# ENFORCER®

## 2024 CATALOG

### For All Your Security Needs

Wireless • Access • Sensors  
Security • CCTV • Audio/Video  
Vehicle



Celebrating **54** years of Security Innovation

**SECO-LARM®**

# About **SECO-LARM**<sup>®</sup>

---

SECO-LARM has long been the best choice for distributors and dealers around the world when it comes to the business side of security and this is true today more than ever.

Just compare this catalog to our catalog of a few years ago to see our aggressive growth in the kinds of products dealers and distributors need to serve the fast-changing requirements of their customers, including completely new lines of high-end video cameras, DVRs, and access control equipment.



## **A History of Innovation**

SECO-LARM means innovation, with security technologies built around 50 years of R&D experience and over 200 domestic and international patents. We have been developing, manufacturing, and selling state-of-the-art security and access control products for over 50 years.

Distributors and dealers in nearly 100 countries worldwide know they can count on us for a full range of access control, physical security, CCTV, A/V, and wireless components and solutions to satisfy their customer's requirements.

## **Customer Support**

We provide a full range of marketing, pre-sales, and post-sales support as well as services needed to ensure our dealers, customers, and their assets receive the protection they require.

## **The Future Ahead**

Whether it is security for customers at home, work, or in their vehicles, count on SECO-LARM for the technology and support to get nearly any security job done right.

Visit [www.SECO-LARM.com](http://www.SECO-LARM.com) for more information.



# Contents

---

## Access Control

Locking Devices	6-26
Power	27-28
Enter/Exit Devices	29-58

## CCTV

Cameras/NVRs/Kits	59-77
IP Accessories	78-80
Power	81-82
HD Accessories	83-87

<b>RF Wireless</b>	88-96
--------------------	-------

<b>Sensors</b>	97-107
----------------	--------

<b>Burglar &amp; Security</b>	108-127
-------------------------------	---------

<b>Audio &amp; Video</b>	128-135
--------------------------	---------

<b>Stand-Alone Security</b>	136-141
-----------------------------	---------

<b>Model Number Index</b>	142-143
---------------------------	---------



### ADDRESS

16842 Millikan Avenue  
Irvine, CA 92606



### PHONE/FAX

(800) 662-0800  
(949) 261-2999  
Fax: (949) 261-7326



### EMAIL

[sales@seco-larm.com](mailto:sales@seco-larm.com)  
[support@seco-larm.com](mailto:support@seco-larm.com)



### WEB

[www.seco-larm.com](http://www.seco-larm.com)

# Navigating the **SECO-LARM®** Website

Our new, completely redesigned website is much more intuitive, more informative, and easier to use. Everything is right at your fingertips. You'll find our product search much easier to use. Type any part of a product name or model number and find what you want easily. Since you are often on the go, we now also offer a smartphone & tablet version which includes the new search engine. Visit the new site and see for yourself!

## Online Tracking

Our online tracking dialog lets you follow your order from the moment it is entered into our system. You don't even need to login to find the most current information about your order, including shipping and tracking information and your packing list.

**NO LOGIN REQUIRED**

## SECO-LARM® Order Tracking System

**Order Status:** Please enter PO number as it is exactly shown on the PO. Please include all dashes or other marks.

PO#:  Ship-To Zip/Postal Code:

© Copyright 2023 SECO-LARM All rights reserved.

**ENFORCER**<sup>®</sup>

# Bluetooth<sup>®</sup> Access Controllers



SL Access

*Intuitive APP  
Easy Control &  
Management*



Post-Mount Keypad with Proximity Reader  
SK-B941-PQ

## Features

- App-based programming
- No programming codes to remember
- Multiple output modes customizable for each user
- Open door via keypad, card, or app
- Easy backup/restore/replication
- Multilingual app interface - 9 languages
- 9~25 VDC
- Weatherproof – IP65 (except SK-B111-PQ)
- Built-in proximity reader



Indoor Single-gang Keypad with Reader  
SK-B111-PQ



Single-Gang Keypad with Proximity Reader  
SK-B141-PQ



Proximity Reader  
PR-B1124-PQ



Mullion Keypad with Proximity Reader  
SK-B241-PQ



Brochure Download



The Bluetooth<sup>®</sup> word mark and logos are registered trademarks owned by Bluetooth SIG, Inc. and any use of such marks by SECO-LARM is under license. Other trademarks and trade names are those of their respective owners.

**SECO-LARM**<sup>®</sup>  
Manufacturer of **ENFORCER**<sup>®</sup>



Controls Various Device



One App Operates Unlimited Devices



No Subscription Fee



No Internet Exposure



No PC Software to Install



No Cloud to Manage



Downloadable Audit Trail



Up to 1,000 Users

# 1,200-lb Single-Door Maglocks



NEW

## Features

- Anodized aluminum housing (US 28)
- Dual voltage: 12/24 VDC Operation
- No residual magnetism
- Detachable faceplate
- Adjustable mounting bracket
- MOV Surge protection
- Complete mounting hardware included

### E-941SA-1K2PD Only:

- Built-in 1~78 second timer

### E-941SA-1K2DPSQ Only:

- Built-in door position sensor with 0.2A reed switch for monitoring door-closed status

### E-941SA-1K2DPSQ, E-941SA-1K2PQ and E-941SA-1K2PD Only:

- Status LED – Built-in 2-color LED shows lock status
- Built-in bond sensor with 3-amp dry relay output for monitoring door status
- 3A@12VDC SPDT Relay

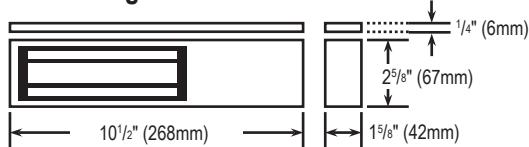
LED	Status
Green	Door is closed and locked
Red	Door not closed and/or locked
Off	Door in use / No power

## Specifications

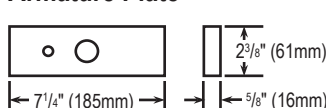
Model	E-941SA-1200	E-941SA-1K2PQ	E-941SA-1K2PD	E-941SA-1K2DPSQ
Holding force	1,200-lb (545kg)			
Operating voltage	12/24 VDC			
Current draw	12VDC	500mA		
	24VDC	250mA		
Coil resistance	48Ω±10% per coil			
Bond sensor relay	N/A	3A@12VDC		
Status LED	N/A	Yes		
Timer	N/A		1~78 sec	N/A
Door position sensor	N/A			0.2A@12VDC
Operating temperature	14°~131° F (-10°~55° C)			
Dimensions	Magnet	10½"x2⅝"x1⅞" (268x67x42 mm)		
	Armature plate	7¼"x2⅝"x⅝" (185x61x16 mm)		
Weight	11-lb (5kg)			

## Dimensions

### Electromagnet



### Armature Plate



\*UL Listed

## Model Numbers

### E-941SA-1200

1,200-lb, single door, UL294, UL1034, UL864, UL10C

### E-941SA-1K2PQ

1,200-lb, single door, with bond sensor and status LED, UL listed

### E-941SA-1K2DPSQ

1,200-lb, single door, with bond sensor and status LED with door position sensor, UL listed

### E-941SA-1K2PD

1,200-lb, single door, with bond sensor, status LED, and timer, UL listed

## Accessories

### E-941S-1K2/LQ

L-Bracket



### E-941S-1K2/ZQ

Z-Bracket



### E-941S-1K2/UQ

U-Bracket for glass doors



### E-941S-1K2/PQ

Plate spacer



### E-941S-1K2/HQ

Armature plate holder



### E-941S-1K2/AP

Armature plate



### E-941S-1K2/HP

Header plate



### E-941S-1K2/F43Q

Filler plate, 1/2"



### E-941S-1K2/F53Q

Filler plate, 5/8"



E-941SA-1200	UL294, UL864, UL1034, UL10B, UL10C, ULC-S104
E-941SA-1K2PQ	UL294, UL10B, UL10C, ULC-S104
E-941SA-1K2PD E-941SA-1K2DPSQ	UL294

# 600-lb Single-Door Maglocks



## Model Numbers

### E-941SA-600

600-lb, single door, UL 294, UL864, UL1034, and UL10C

### E-941SA-600PQ

600-lb, single door, with bond sensor and status LED, UL listed

### E-941SA-600DPSQ

600-lb, single door, with bond sensor, door position sensor, and status LED, UL listed

NEW

## Accessories

### E-941S-600/LQ

L-Bracket



### E-941S-600/ZQ

Z-Bracket



### E-941S-600/UQ

U-Bracket for glass doors



### E-941S-600/PQ

Plate spacer



### E-941S-600/HQ

Armature plate holder



### E-941S-600/AP

Armature plate



### E-941S-600/HP

Header plate



## Applications

Typical Installation

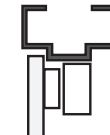


Plate Spacers



With "L" Bracket



With "Z" and "L" Bracket



With "U" Bracket



With Armature Plate Holder



## Features

- Anodized aluminum housing (US 28)
- Dual voltage: 12/24 VDC Operation
- No residual magnetism
- Detachable faceplate
- Adjustable mounting bracket
- MOV Surge protection
- Complete mounting hardware included

### E-941SA-600 Only:

- Listed under UL294, UL864, and UL1034

### E-941SA-600DPSQ Only:

- Built-in door position sensor with 0.2A reed switch for monitoring door closed status

### E-941SA-600PQ,

### E-941SA-600DPSQ Only:

- Status LED – Built-in 2-color LED shows lock/unlock status
- Built-in bond sensor with 3A dry relay output for monitoring door status
- 3A@12VDC SPDT Relay

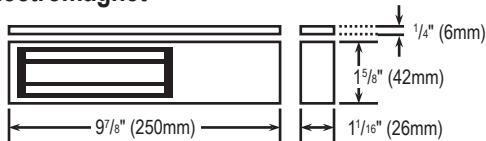
LED	Status
Green	Door is closed and locked
Red	Door not closed and/or locked
Off	Door in use / No power

## Specifications

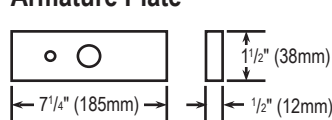
Model	E-941SA-600	E-941SA-600PQ	E-941SA-600DPSQ
Holding force		600-lb (272kg)	
Operating voltage		12/24 VDC	
Current draw	12VDC	500mA	
	24VDC	250mA	
Coil resistance		48Ω±10% per coil	
Bond sensor relay	N/A	3A@12VDC	
Status LED	N/A	Yes	
Door position sensor		N/A	0.2A@12VDC
Operating temperature		14°~131° F (-10°~55° C)	
Dimensions	Magnet	9 <sup>7</sup> / <sub>8</sub> "x1 <sup>5</sup> / <sub>8</sub> "x1 <sup>1</sup> / <sub>16</sub> " (250x42x26 mm)	
	Armature plate	7 <sup>1</sup> / <sub>4</sub> "x1 <sup>1</sup> / <sub>2</sub> "x1 <sup>1</sup> / <sub>2</sub> " (185x38x12 mm)	
Weight		4-lb 6-oz (2kg)	

## Dimensions

### Electromagnet



### Armature Plate



\*UL Listed

E-941SA-600	UL294, UL864, UL1034, UL10B, UL10C, ULC-S104
E-941SA-600PQ	UL294, UL10B, UL10C, ULC-S104
E-941SA-600DPSQ	UL294

# 1,200-lb Double-Door Maglocks



## Model Numbers

### E-941DA-1K2Q

1,200-lb, double-door, UL listed

### E-941DA-1K2P

1,200-lb, double-door, with bond sensor and status LED, UL listed

LED	Status
Green	Door is closed and locked
Red	Door not closed and/or locked
Off	Door in use / No power

## Features

- 1,200-lb Holding force for each door
- Anodized aluminum housing (US 28)
- Dual voltage: 12/24 VDC Operation
- No residual magnetism
- Detachable faceplate
- Adjustable mounting bracket
- MOV Surge protection
- Complete mounting hardware included

### E-941DA-1K2P Only:

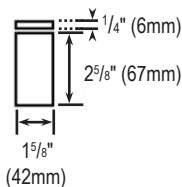
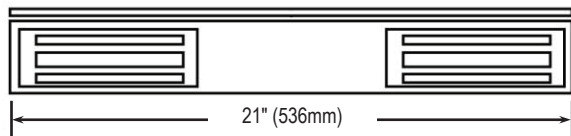
- Status LED – Built-in 2-color LED shows lock status
- Built-in bond sensor with 3-amp dry relay output for monitoring door status
- 3A@12VDC SPDT Relay for bond sensor

## Specifications

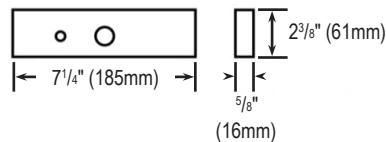
Model	E-941DA-1K2Q	E-941DA-1K2P
Holding force	1,200-lb (545kg) per door	
Operating voltage	12/24 VDC	
Current draw	12VDC	500mA per door (1A total)
	24VDC	250mA per door (500mA total)
Coil resistance	48Ω±10% per coil	
Bond sensor relay	N/A	3A@12VDC
Status LED	N/A	Yes
Operating temperature	14°~131° F (-10°~55° C)	
Dimensions	Magnet	21"x2 <sup>5</sup> / <sub>8</sub> "x1 <sup>5</sup> / <sub>8</sub> " (536x67x42 mm)
	Armature plate	7 <sup>1</sup> / <sub>4</sub> "x2 <sup>3</sup> / <sub>8</sub> "x <sup>9</sup> / <sub>8</sub> " (185x61x16 mm)
Weight	21-lb (10kg)	

## Dimensions

### Electromagnet



### Armature Plate



## Accessories

### E-941S-1K2/LQ L-Bracket



### E-941S-1K2/ZQ Z-Bracket



### E-941S-1K2/UQ U-Bracket



### E-941D-1K2/P Plate spacer



### E-941S-1K2/HQ Armature plate holder



## Applications

### Typical Installation



With "L" Bracket

### Plate Spacers



With "Z" and "L" Bracket



With "U" Bracket



With Armature Plate Holder

\*UL Listed

UL294, UL10B, UL10C, ULC-S104



# 600-lb Double-Door Maglocks



## Model Numbers

**E-941DA-600Q**  
600-lb, double-door, UL listed

**E-941DA-600PQ**  
600-lb, double-door, with bond sensor and status LED, UL listed

LED	Status
Green	Door is closed and locked
Red	Door not closed and/or locked
Off	Door in use / No power

## Features

- 600-lb Holding force for each door
- Anodized aluminum housing (US 28)
- Dual voltage: 12/24 VDC Operation
- No residual magnetism
- Detachable faceplate
- Adjustable mounting bracket
- MOV Surge protection
- Complete mounting hardware included

### E-941DA-600PQ Only:

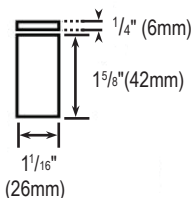
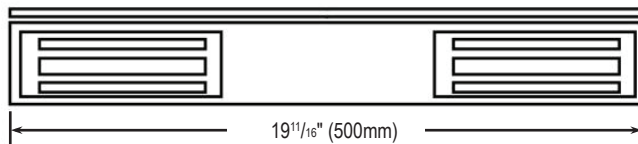
- Status LED - Built-in 2-color LED shows lock status
- Built-in bond sensor with 3-amp dry relay output for monitoring door status
- 3A@12VDC SPDT Relay for bond sensor

## Specifications

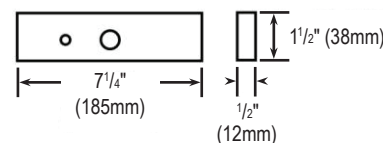
Model	E-941DA-600Q	E-941DA-600PQ
Holding force	600-lb (272kg) per door	
Operating voltage	12/24 VDC	
Current draw	12VDC	500mA per door (1A total)
	24VDC	250mA per door (500mA total)
Coil resistance	48Ω±10% per coil	
Bond sensor relay	N/A	3A@12VDC
Status LED	N/A	Yes
Operating temperature	14°~131° F (-10°~55° C)	
Dimensions	Magnet	19 <sup>11</sup> / <sub>16</sub> "x1 <sup>5</sup> / <sub>8</sub> "x1 <sup>1</sup> / <sub>16</sub> " (500x42x26 mm)
	Armature plate	7 <sup>1</sup> / <sub>4</sub> "x1 <sup>1</sup> / <sub>2</sub> "x1 <sup>1</sup> / <sub>2</sub> " (185x38x12 mm)
Weight	9-lb (4kg)	

## Dimensions

### Electromagnet



### Armature Plate



## Accessories

**E-941S-600/LQ**  
L-Bracket



**E-941S-600/ZQ**  
Z-Bracket



**E-941S-600/UQ**  
U-Bracket



**E-941D-600/PQ**  
Plate spacer



**E-941S-600/HQ**  
Armature plate holder



## Applications

### Typical Installation



With "L" Bracket



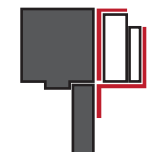
With "U" Bracket



### Plate Spacers



With "Z" and "L" Bracket



With Armature Plate Holder



\*UL Listed

UL294, UL10B, UL10C, ULC-S104

# Single-Door Maglocks



E-941SB-600 Shown



## Features

- MOV surge protection
- With status LED and bond sensor (E-941SB-600PQ, E-941SB-1K2PQ only)
- Black finish
- Adjustable mounting bracket
- Complete mounting hardware for typical installations
- "L" bracket and "Z" brackets available for easy mounting
- Detachable faceplate
- 12/24VDC selectable

## NOTES:

- UL294 Indoor use
- The power for the E-941SB series is to be provided by a Listed (UL294 or UL603) Class 2 Power Supply
- The E-941SB series is intended to be used as an access control system accessory which is installed in accordance with the manufacturer's installation and operation instructions, ANSI/NFPA 70 and the local authority having jurisdiction
- The minimum permissible wire size to be used shall not be less than 22AWG

\*UL Listed

E-941SB-600PQ E-941SB-1K2PQ	UL294, UL10B, UL10C, ULC-S104
E-941SB-600 E-941SB-1200	UL294, UL864, UL1034, UL10B, UL10C, ULC-S104

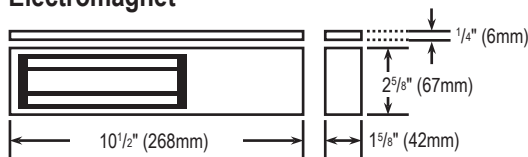
## Specifications

Holding force		600-lb	1,200-lb
Operating voltage		12/24 VDC	
Current draw	12VDC	500mA	
	24VDC	250mA	
Bond sensor		SPDT relay, 3A@12VDC	
Operating temperature		32°~120° F (0°~49° C)	
Dimensions	Magnet	9 <sup>7</sup> / <sub>8</sub> "x1 <sup>5</sup> / <sub>8</sub> "x1 <sup>1</sup> / <sub>6</sub> " (250x40x26 mm)	10 <sup>1</sup> / <sub>2</sub> "x2 <sup>3</sup> / <sub>8</sub> "x1 <sup>5</sup> / <sub>8</sub> " (268x67x42 mm)
	Armature	7 <sup>1</sup> / <sub>4</sub> "x1 <sup>1</sup> / <sub>2</sub> "x1 <sup>1</sup> / <sub>2</sub> " (185x38x12 mm)	7 <sup>1</sup> / <sub>4</sub> "x2 <sup>3</sup> / <sub>8</sub> "x5 <sup>5</sup> / <sub>8</sub> " (185x61x16 mm)
Destructive attack		Level I	
Line Security		Level I	
Standby power		Level I	
Endurance		Level IV	

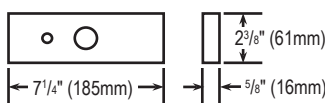
## Dimensions

1,200-lb shown below. 600-lb is the same as the E-941SA-600 (see pg. 7)

### Electromagnet



### Armature Plate



## Model Numbers

**E-941SB-600**  
600-lb\*, single door, UL listed

**E-941SB-600PQ**  
600-lb\*, single door, UL listed

**E-941SB-1200**  
1,200-lb\*, single door, UL listed

**E-941SB-1K2PQ**  
1,200-lb\*, single door, UL listed

## Accessories

**E-941S-600B/ZQ**

(For 600-lb)

**E-941S-1K2B/ZQ**

(For 1,200-lb)

Z-Bracket



**E-941S-600B/LQ**

(For 600-lb)

**E-941S-1K2B/LQ**

(For 1,200-lb)

L-Bracket



**E-941S-600/UQ**

(For 600-lb)

**E-941S-1K2/UQ**

(For 1,200-lb)

U-Bracket for glass doors



**E-941S-600/PQ**

(For 600-lb)

**E-941S-1K2/PQ**

(For 1,200-lb)

Plate spacer



**E-941S-600/HQ**

(For 600-lb)

**E-941S-1K2/HQ**

(For 1,200-lb)

Armature plate holder



**E-941S-600/AP**

(For 600-lb)

**E-941S-1K2/AP**

(For 1,200-lb)

Armature plate



**E-941S-600B/HPQ**

(For 600-lb)

**E-941S-1K2B/HPQ**

(For 1,200-lb)

Header plate/  
Plate spacer



**E-941S-1K2/F43Q**

(For 1,200-lb)

Filler plate, 1/2"



**E-941S-1K2/F53Q**

(For 1,200-lb)

Filler plate, 5/8"



# Double-Door Electromagnetic Locks



E-941DB-600PQ Shown



## Model Numbers

**E-941DB-600PQ\***  
600-lb†, double-door, UL listed

**E-941DB-1K2P\***  
1,200-lb†, double-door, UL listed

## Accessories

**E-941S-600B/ZQ**  
(For 600-lb)  
**E-941S-1K2B/ZQ**  
(For 1,200-lb)  
Z-Bracket



**E-941S-600B/LQ**  
(For 600-lb)  
**E-941S-1K2B/LQ**  
(For 1,200-lb)  
L-Bracket



**E-941S-600/UQ**  
(For 600-lb)  
**E-941S-1K2/UQ**  
(For 1,200-lb)  
U-Bracket for glass doors



**E-941D-600/PQ**  
(For 600-lb)  
**E-941D-1K2/P**  
(For 1,200-lb)  
Plate spacer



**E-941S-600/HQ**  
(For 600-lb)  
**E-941S-1K2/HQ**  
(For 1,200-lb)  
Armature plate holder



**E-941S-600/AP**  
(For 600-lb)  
**E-941S-1K2/AP**  
(For 1,200-lb)  
Armature plate



**E-941S-1K2/F43Q**  
(For 1,200-lb)  
Filler plate, 1/2"



**E-941S-1K2/F53Q**  
(For 1,200-lb)  
Filler plate, 5/8"



## Features

- MOV surge protection
- With status LED and bond sensor
- Black finish
- Adjustable mounting bracket
- Complete mounting hardware for typical installations
- "L" bracket and "Z" brackets available for easy mounting
- Detachable faceplate
- 12/24VDC selectable

## NOTES:

- UL294 Indoor use
- The power for the E-941DB series is to be provided by a Listed (UL294 or UL603) Class 2 power supply
- The E-941DB series is intended to be used as an access control system accessory, which is installed in accordance with the manufacturer's installation and operation instructions, ANSI/NFPA 70 and the local authority having jurisdiction
- The minimum permissible wire size to be used shall not be less than 22AWG

\*UL Listed

UL294, UL10B, UL10C, ULC-S104

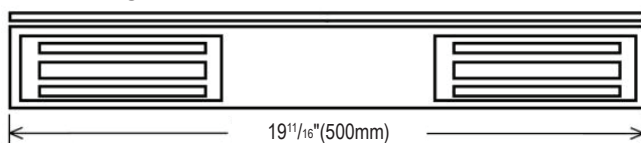
## Specifications

Holding force	E-941DB-600PQ	E-941DB-1K2P
Operating voltage	12/24 VDC	
Current draw	12VDC	500mA@12VDC per door (1A total)
	24VDC	250mA@24VDC per door (500mA total)
Bond sensor	3A@12VDC	
Operating temperature	32°~120° F (0°~49° C)	
Dimensions	Magnet	19 <sup>11</sup> / <sub>16</sub> "x1 <sup>5</sup> / <sub>8</sub> "x1 <sup>1</sup> / <sub>16</sub> " (500x40x26 mm)
	Armature	7 <sup>1</sup> / <sub>4</sub> "x1 <sup>1</sup> / <sub>2</sub> "x1 <sup>1</sup> / <sub>2</sub> " (185x38x12 mm)
Destructive attack	Level I	
Line Security	Level I	
Standby power	Level I	
Endurance	Level IV	

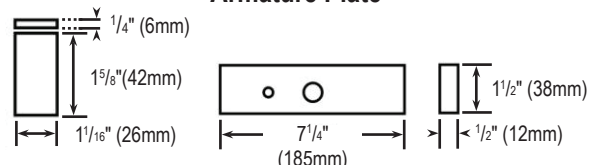
## Dimensions

E-941DB-600PQ shown below. The E-941DB-1K2PQ is the same as the E-941DA-1K2Q (see pg. 8)

### Electromagnet



### Armature Plate



## 1,500-lb Single-Door Maglock



### Model Number

**E-941SA-1K5Q\***  
1500-lb Holding force@12/24 VDC

### Features

- No residual magnetism
- Adjustable mounting bracket
- MOV surge protection
- Anodized aluminum housing (US 28)
- Complete mounting hardware included
- "L" bracket and "Z" brackets available for easy mounting
- 12/24 VDC Operation
- Detachable faceplate

## 300-lb Single-Door Maglock



### Model Number

**E-941SA-300\***  
300-lb Holding force,  
indoor/outdoor use

### Features

- No residual magnetism
- Adjustable mounting bracket
- MOV Surge protection
- Complete mounting hardware included
- Waterproof for outdoor use (IP67)
- Pre-wired 36" (91cm) cable
- 12VDC Operation
- Stainless steel housing
- Dimensions
  - Magnet: 6¾"x1¼"x1" (170x32x23 mm)
  - Armature Plate (E-941S-300/AP): 6"x1¼"x⅜" (152x32x10 mm)

## 300-lb Single-Door Maglock



### Model Number

**E-941SA-300RQ\***  
300-lb Holding force,  
indoor use only

### Features

- No residual magnetism
- Adjustable mounting bracket
- MOV Surge protection
- Complete mounting hardware included
- Anodized aluminum housing (US 28)
- Reversible installation
- Detachable faceplate
- 12/24 VDC Operation
- Optional mounting brackets available
- Dimensions
  - Magnet: 7⅞"x1⅜"x1" (200x35x24 mm)
  - Armature Plate (E-941S-300/AP): 6"x1¼"x⅜" (152x32x10 mm)

\*For additional information on SECO-LARM Maglock Accessories see page 13-14.

# 80-lb Single-Door Maglock

## Model Number

**E-941SA-80Q**  
 80-lb Holding force@12VDC  
 110-lb Holding force@24VDC

## Accessories

**E-941S-80A/LQ**  
 L-Bracket



**E-941S-80M/HQ**  
 Armature Holder



## Features

- Conforms to UL294
- No residual magnetism
- Adjustable mounting bracket
- MOV Surge protection
- For small, minimum security doors including cabinets and drawers
- 12-24 VDC Operation
- Detachable mounting bracket for easy installation
- Armature holder available E-941S-80M/HQ
- Waterproof for outdoor use (IP67)
- Current draw:  
 12VDC: 60mA / 24VDC: 120mA



Intertek  
 Conforms to  
 UL Std. 294



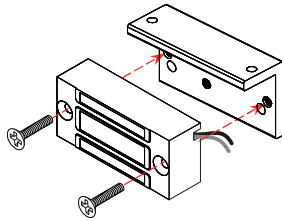
- Dimensions
  - Magnet:  
 $2\frac{3}{4} \times 1\frac{1}{4} \times \frac{13}{16}$ " (70x31x20 mm)
  - Armature Plate:  
 $2\frac{3}{8} \times 1\frac{1}{4} \times \frac{5}{16}$ " (60x31x8.2 mm)

## Mounting Bracket Options

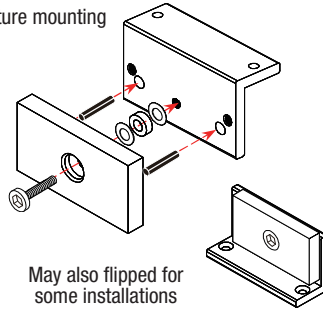
### L-Bracket (1x included)

### Armature Holder (optional for armature)

Maglock mounting

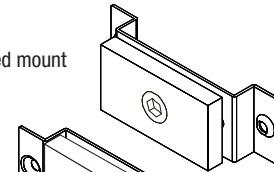


Armature mounting

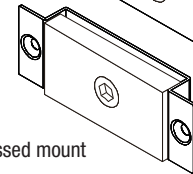


May also flipped for some installations

Raised mount



Recessed mount



# Mounting Brackets


## Z-Brackets

Model Numbers:	Compatible with:
<b>E-941S300R/ZQ</b>	E-941SA-300RQ
<b>E-941S-600/ZQ</b>	E-941SA-600, E-941SA-600PQ, E-941DA-600Q, E-941DA-600PQ
<b>E-941S-600B/ZQ*</b>	E-941SB-600, E-941SB-600PQ, E-941DB-600PQ
<b>E-941S-1K2/ZQ</b>	E-941SA-1200, E-941SA-1K2PQ, E-941SA-1K2PD, E-941DA-1K2Q, E-941DA-1K2P
<b>E-941S-1K2B/ZQ*</b>	E-941SB-1200, E-941SB-1K2PQ, E-941DB-1K2P
<b>E-941S-1K5/ZQ</b>	E-941SA-1K5Q



## L-Brackets

Model Numbers:	Compatible with:
<b>E-941S-80A/LQ</b>	E-941SA-80Q
<b>E-941S300R/LQ</b>	E-941SA-300RQ
<b>E-941S-600/LQ</b>	E-941SA-600, E-941SA-600PQ, E-941DA-600Q, E-941DA-600PQ
<b>E-941S-600B/LQ*</b>	E-941SB-600, E-941SB-600PQ, E-941DB-600PQ
<b>E-941S-1K2/LQ</b>	E-941SA-1200, E-941SA-1K2PQ, E-941SA-1K2PD, E-941DA-1K2Q, E-941DA-1K2P
<b>E-941S-1K2B/LQ*</b>	E-941SB-1200, E-941SB-1K2PQ, E-941DB-1K2P
<b>E-941S-1K5/LQ</b>	E-941SA-1K5Q



Note: Brackets and spacers not available for E-941SA-300

\*Mounting bracket model numbers marked with an asterisk (\*) are black to match the corresponding black maglocks listed on the right.

# Mounting Brackets

## Plate Spacers

Model Numbers:	Compatible with:	
<b>E-941S300R/PQ</b>	E-941SA-300RQ	
<b>E-941S-600/PQ</b>	E-941SA-600, E-941SA-600PQ	
<b>E-941S-1K2/PQ</b>	E-941SA-1200, E-941SA-1K2PQ	
<b>E-941S-1K5/PQ</b>	E-941SA-1K5Q	
<b>E-941D-600/PQ</b>	E-941DA-600Q, E-941DA-600PQ	
<b>E-941D-1K2/P</b>	E-941DA-1K2Q, E-941DA-1K2P	

## Armature Holders

Model Numbers:	Compatible with:	
<b>E-941S-80M/HQ</b>	E-941SA-80Q	
<b>E-941S-600/HQ</b>	E-941SA-600, E-941SA-600PQ, E-941DA-600Q, E-941DA-600PQ	
<b>E-941S-1K2/HQ</b>	E-941SA-1200, E-941SA-1K2PQ, E-941SA-1K2PD, E-941DA-1K2Q, E-941DA-1K2P, E-941SA-1K5Q	

## Armature Plates

Model Numbers:	Compatible with:	
<b>E-941S-300/AP</b>	E-941SA-300, E-941SA-300RQ	
<b>E-941S-600/AP</b>	E-941SA-600, E-941SA-600PQ, E-941DA-600Q, E-941DA-600PQ, E-941SA-600DPSQ, E-941SB-600, E-941SB-600PQ, E-941DB-600PQ, E-94FC-600AR	
<b>E-941S-1K2/AP</b>	E-941SA-1200, E-941SA-1K2PQ, E-941SA-1K2PD, E-942FC-1K3SQ, E-946FC-1K2SQ, E-942FC-1300, E-942FC-1K2Q, E-941SA-1K5Q, E-941DA-1K2Q, E-941DA-1K2PQ, E-941SA-1K2DPSQ, E-941SB-1200, E-941SB-1K2PQ, E-941DB-1K2P, E-94FC-1K2AR	

## Header Plates

Model Numbers:	Compatible with:	
<b>E-941S-600/HP</b>	E-941S-600, E-941S-600PQ	
<b>E-941S-600B/HPQ*</b>	E-941SB-600, E-941SB-600PQ	
<b>E-941S-1K2/HP</b>	E-941SA-1200, E-941SA-1K2PQ, E-941SA-1K2PD	
<b>E-941S-1K2B/HPQ*</b>	E-941SB-1200, E-941SB-1K2P	

## U-Brackets

Model Numbers:	Compatible with:	
<b>E-941S300R/UQ</b>	E-941SA-300RQ	
<b>E-941S-600/UQ</b>	E-941SA-600, E-941SA-600PQ, E-941DA-600Q, E-941DA-600PQ	
<b>E-941S-1K2/UQ</b>	E-941SA-1200, E-941SA-1K2PQ, E-941SA-1K2PD, E-941DA-1K2Q, E-941DA-1K2P, E-941SA-1K5Q	

## Filler Plates

Model Numbers:	Compatible with:	
<b>E-941S-1K2/F43Q</b>	E-941SA-1200, E-941SA-1K2PQ, E-941SA-1K2PD	
<b>E-941S-1K2/F53Q</b>	E-941SA-1200, E-941SA-1K2PQ, E-941SA-1K2PD	

Note: Brackets and spacers not available for E-941SA-300

\*Mounting bracket model numbers marked with an asterisk (\*) are black to match the corresponding black maglocks listed on the right.

# Perfect Match


Black maglocks for black door frames



UL294, UL864, UL1034, and UL10C Listed



**SECO-LARM  
maglocks**  
are now  
available in  
**black**



600-lb Maglock



600-lb Double-door Maglock



1,200-lb Maglock



1,200-lb Double-door Maglock

SECO-LARM® U.S.A., Inc.

16842 Millikan Avenue, Irvine, CA 92606

Tel: (800) 662-0800 Email: sales@seco-larm.com

Fax: (949) 261-7326 Website: www.seco-larm.com



Copyright © 2022 SECO-LARM U.S.A., Inc. All rights reserved.  
All trademarks are the property of SECO-LARM U.S.A., Inc. or their respective owners.  
The SECO-LARM policy is one of continual development. For that reason, SECO-LARM reserves the right to  
change prices and specifications without notice. SECO-LARM is not responsible for misprints.

SECO-LARM® ENFORCER® CRIMEBUSTER® CBA® SLI®



# Electromagnetic Gate Locks



E-942FC-600




E-946FC-600Q

Face and surface mounting



E-942FC-1300



E-946FC-1K2Q

Face and surface mounting

\*UL Listed

UL10B, UL10C, ULC-S104

## Features

- Face or surface mounting
- For indoor & outdoor applications
- For sliding or swinging gates
- Waterproof (IP67) and vandal resistant
- Maintenance-free, factory-sealed design
- Dual-threaded conduit fitting
- Attractive stainless steel housing
- Dual voltage: 12/24 VDC Operation
- 61/2ft (2m) Hookup cord (E-946FC-1K2Q and E-942FC-1300)
- 3ft (91cm) Hookup cord (E-946FC-600Q and E-942FC-600)
- No residual magnetism
- MOV Surge protection
- Complete mounting hardware included
- "L" and "Z" brackets available
- Current draw
  - 12VDC: 500mA
  - 24VDC: 250mA
- Dimensions: See page17

## Accessories

### SD-969-M18/S

Armored door cord for:  
 E-942FC-600  
 E-942FC-1300  
 E-946FC-600Q  
 E-946FC-1K2Q



### E-942F-600G/WQ

Weldable Bracket for:  
 E-942FC-600  
 E-946FC-600Q  
 E-942FC-600AR  
**E-942F-1K2G/WQ**  
 Weldable Bracket for:  
 E-942FC-1K2AR  
 E-942FC-1300



### E-941S-1K2/AP

Armature Plate for:  
 E-942FC-1K2AR  
 E-942FC-1K3SQ  
 E-942FC-1300  
 E-946FC-1K2SQ  
 E-946FC-1K2Q



### E-942F-600/L

L-Bracket for:  
 E-942FC-600  
 E-946FC-600Q



### E-946F-1K2/LQ

L-Bracket for:  
 E-946FC-1K2Q  
**E-942F-1300/L**  
 L-Bracket for:  
 E-942FC-1300



### E-942F-600/AP

Armature Plate for:  
 E-942FC-600  
 E-942FC-600AR  
 E-942FC-600SQ  
 E-946FC-600Q



### E-942F-600/Z

Z-Bracket for:  
 E-942FC-600  
 E-942FC-600AR  
 E-946FC-600Q



### E-942F1300/ZQ

Z-Bracket for:  
 E-942FC-1300  
 E-942FC-1K2AR  
 E-946FC-1K2Q



## Model Numbers

### E-942FC-600

600-lb Holding force, face-mount

### E-946FC-600Q

600-lb Holding force, face and surface mount

### E-942FC-1300

1,200-lb Holding force, face-mount

### E-946FC-1K2Q

1,200-lb Holding force, face and surface mount

## Accessories application

### SD-969-M18/S

Gate lock armored door cord



### Before:

Electromagnetic Gate Locks



### After:

Electromagnetic Gate Locks + Armored Door Cord





# Electromagnetic Gate Locks



E-942FC-600AR



E-942FC-1K2AR

## Model Numbers

**E-942FC-600AR**  
600-lb Electromagnetic gate lock with door cord

NEW

**E-942FC-1K2AR**  
1,200-lb Electromagnetic gate lock with door cord

NEW

## Accessories application

**E-942F-600G/WQ**  
Weldable Bracket for:  
E-942FC-600  
E-942FC-600AR  
E-946FC-600Q

NEW



**E-942F-1K2G/WQ**  
Weldable Bracket for:  
E-942FC-1K2AR  
E-942FC-1300

NEW



## Features

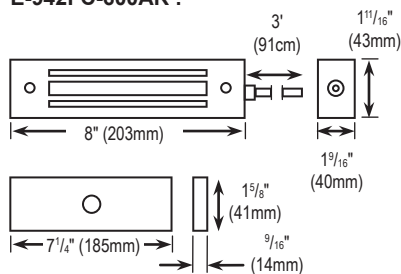
- 12/24 VDC
- For use with nearly all types of outdoor sliding and swinging electric gates
- Low current draw of 500mA@12VDC, 250mA@24VDC
- Can be mounted horizontally or vertically
- 18" (457mm) Armored door cord with a housing with security screws (security wrench included)
- IP65 Weatherproof
- Limited Lifetime Warranty
- Dimensions: See below

## Specifications

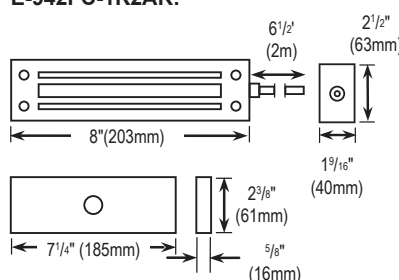
Model	E-942FC-600AR	E-942FC-1K2AR
Holding force	600-lb (272 kg)	1,200-lb (544 kg)
Connections	18" (457mm) Armored door cord with housing	
Operating temperature	14°~131° F (-10°~55° C)	
Weight	6-lb 2-oz (2.76kg)	10-lb 6.5-oz (4.7g)

## Dimensions

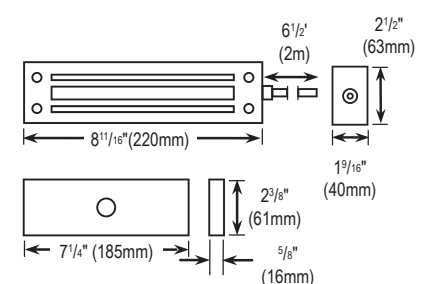
### E-942FC-600, E-946FC-600Q & E-942FC-600AR :



### E-942FC-1300 & E-942FC-1K2AR:




### E-946FC-1K2Q:



## Before: Electromagnetic Gate Locks



## After: Electromagnetic Gate Locks + Weldable Bracket



# Weldable Magnetic Gate Locks



E-942FC-600SQ

E-942FC-1K3SQ

E-946FC-1K2SQ

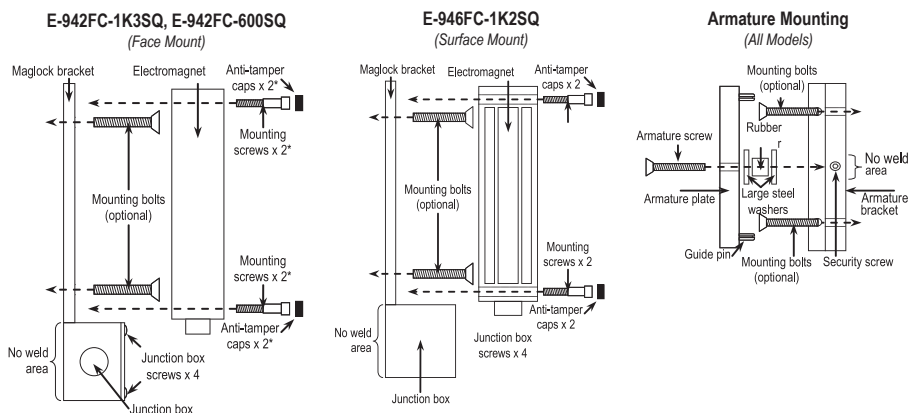
## Features

- For sliding or swinging gates
- Weld or bolt brackets directly to the gate
- Brackets are zinc-plated for corrosion resistance
- Waterproof (IP67) and vandal resistant
- Maintenance-free, factory-sealed design
- Dual-threaded conduit fitting
- Attractive stainless steel housing
- No residual magnetism
- MOV Surge protection
- Junction box with 4 knockouts

## Specifications

Model	E-942FC-600SQ	E-942FC-1K3SQ	E-946FC-1K2SQ
Holding force	600-lb (272kg)	1,200-lb (544kg)	
Operating voltage	12/24 VDC		
Current draw	12VDC	500mA	
	24VDC	250mA	
Operating temperature	14°~131° F (-10°~55° C)		

## Mounting Diagram



## Model Numbers

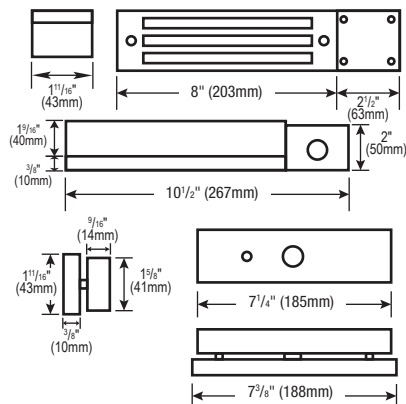
**E-942FC-600SQ**  
 600-lb Holding force,  
 face mounting

**E-942FC-1K3SQ**  
 1,200-lb Holding force,  
 face mounting

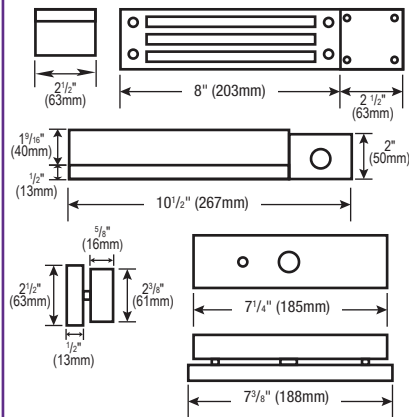
**E-946FC-1K2SQ**  
 1,200-lb Holding force, face and  
 surface mounting

## Dimensions

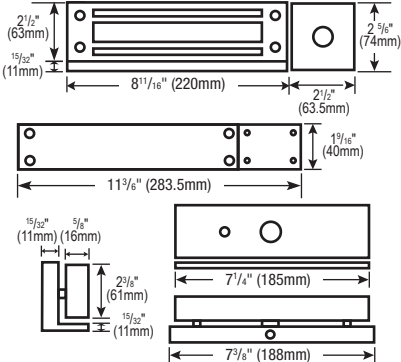
### E-942FC-600SQ:



### E-942FC-1K3SQ:



### E-946FC-1K2SQ:



# Magnetic Door Holders



## Model Numbers

### DH-171SQ

Flush-mount, fail-safe, UL listed

### DH-151SQ

Surface-mount, fail-safe, UL listed

## Specifications

Model	DH-171SQ	DH-151SQ
Installation	Flush-mount	Surface-mount
Current draw	52mA@12VAC, 60mA@12VDC	
	27mA@24VAC, 31mA@24VDC	
	24mA@120VAC	
Holding force	33-lb (15kg)	
Magnet box dimensions	2 <sup>3</sup> / <sub>4</sub> "x4 <sup>9</sup> / <sub>16</sub> "x2 <sup>1</sup> / <sub>16</sub> " (70x116.5x52 mm)	2 <sup>3</sup> / <sub>4</sub> "x4 <sup>9</sup> / <sub>16</sub> "x3" (70x116.5x76 mm)
Door armature dimensions	2 <sup>9</sup> / <sub>16</sub> "x2 <sup>9</sup> / <sub>16</sub> "x1 <sup>9</sup> / <sub>16</sub> " (65x65x40 mm)	
Magnet box weight	1-lb 6.4-oz (635g)	1-lb 1.5-oz (496g)
Operating voltage	12 VAC/VDC, 24 VAC/VDC, 120VAC	

\*UL Listed

UL228

## Features

- For use with door closers to control the release and closing of residential, commercial, and public area doors
- Adjustable armature plate reduces installation time and adjusts to door alignment changes
- Low profile design
- Extension bars available: 3/4", 1", 4", 7"
- Cast aluminum faceplate
- No residual magnetism for easy release
- Built-in voltage spike suppressor
- Use with SECO-LARM door closers SD-C121-S1, SD-131-SQ, SD-C101-SGQ see page 44

## Extension Bars

**DH-100A-01SQ**  
Armature Plate



**DH-100E-07SQ\***  
3/4" Extension bar



**DH-100E-10SQ\***  
1" Extension bar



**DH-100E-40SQ\***  
4" Extension bar




**DH-100E-70SQ\***  
7" Extension bar



\*Armature base and plate not included

# 1,500-lb Electric Shear Lock




Bracket kits for SD-993B-SS:

- SD-993S-SB — Surface mounting kit



- SD-993S-UB — U-bracket kit for frameless glass doors



## Model Number

### SD-993B-SS

12/24 VDC, fail-safe operation, 1,500-lbs holding force

## Specifications

Operating voltage	12 or 24 VDC	
Current draw	12VDC	420mA
	24VDC	210mA
Door gap	Max. 1/16" (2mm)	
Weight (approx.)	2-lb 8-oz (1.1kg)	

## Features

- Concealed security for remote access control with aluminum or steel doors and gates
- Small size for use with most metal door jambs
- Fail-safe operation
- Works with sliding, single-action, and double-action doors and gates
- Spring-loaded locking bolts and magnetic bond hold door securely in place with approximately 1,500-lb (680kg) of shear holding force
- Anodized aluminum housing
- Armature plate adjusts to compensate for gaps between door and frame

\*UL Listed

UL294

## Electric Door Strikes (Reversible)

### Features

- Can be used with virtually any mortise or cylindrical door locking system
- US26D Bright chrome faceplate
- Miniature lock body
- Frame type - wood
- Corrosion-resistant case and moving parts
- Tamper strength test - 1000-lb (454kg)
- Cycle test - 500,000 cycles
- Keeper depth  $1\frac{1}{16}$ " (16.8mm) maximum latch projection possible with  $\frac{1}{8}$ " door / frame clearance -  $\frac{3}{4}$ "
- Strike depth  $1\frac{1}{2}$ " Overall



### Model Numbers

- SD-994A-A1AQ**  
*Asymmetrical plate, fail-secure*
- SD-994A-A1SQ**  
*Symmetrical plate, fail-secure*

### Specifications

Current draw	16VAC	800mA
	12VDC	750mA
Operating temperature	14°~113° F (-10°~45° C)	
Weight	10.3-oz (292g)	
Operating voltage	8~16 VAC/12VDC	
Operation	Fail-secure	

## Basic Electric Door Strikes

### Features

- Converts cylindrical lock sets into an electronic access-controlled locking system
- Can be used with virtually any cylindrical door locking system
- Baked painted finish
- Use fail-safe (SK-990BQ) units for emergency door and escape door installations



### Model Numbers

- SK-990AQ**  
*Fail-secure, 12VDC, for wood frames*
- SK-990BQ**  
*Fail-safe, 12VDC, for wood frames*

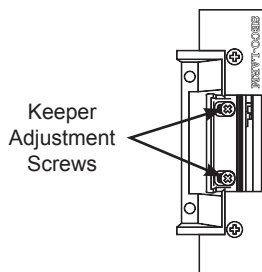

### Specifications

Model	SK-990AQ	SK-990BQ
Current draw	450mA	200mA
Input voltage	10~14 VDC	

## Electric Door Strike (Horizontal Adjustment)

### Features

- $\frac{1}{4}$ " Horizontal keeper adjustment compensates for installation difficulties such as warped doors, different-sized latch bolts, etc.
- Fail-secure operation
- Reversible for right or left-handed doors
- Durable stainless steel faceplate
- Miniature lock body
- Corrosion-resistant case and moving parts
- Screw terminals for ease of wiring
- 1,000-lb (453kg) Holding force
- Tested to 500,000 cycles
- Keeper depth:  $1\frac{1}{16}$ " (16.8mm)
- Latch depth:  $\frac{3}{4}$ " (19mm)



### Model Number

- SD-995A-A1Q**  
*Fail-secure, 8~16 VAC/12VDC*


### Accessory

- SD-995RE-21Q**  
*Optional faceplate, stainless steel*  
 $7\frac{15}{16}$ "x $1\frac{1}{4}$ "x $\frac{1}{8}$ " (202x32x3.2 mm)

### Specifications

Current draw	16VAC	800mA
	12VDC	750mA
Operating temperature	14°~113° F (-10°~45° C)	
Weight	10.3-oz (292g)	
Max. Latch throw	$\frac{5}{8}$ " (16mm)	
Strike depth	$1\frac{1}{2}$ " overall (38mm)	
Adjustable keeper	Max. $\frac{1}{4}$ " (6mm)	
ANSI Faceplate dimensions	$4\frac{7}{8}$ "x $1\frac{1}{4}$ "x $\frac{1}{8}$ " (124x32x3.2 mm)	
Optional ANSI Faceplate dimensions	$7\frac{15}{16}$ "x $1\frac{1}{4}$ "x $\frac{1}{8}$ " (202x32x3.2 mm)	

## Low-Profile Door Strike (Horizontal Adjustment)



### Model Number

**SD-996C-NUHQ**  
Fail-safe/Fail-secure, 12/24 VAC/VDC

**NEW**

### Specifications

Operating voltage	12/24 VAC/VDC	
Current draw	12VAC/VDC	300mA
	24VAC/VDC	150mA
Operating temperature	32°~120° F (0°~49° C)	
Operating humidity	0~85%, non-condensing	
Static strength	1,000-lb (4,448N)	
Dynamic strength	50ft-lb (68J)	
Endurance	1,000,000 cycles (Factory Tested)	

### Features

- Low profile: Strike is only 1" deep for use with aluminum frames
- Field selectable for fail-safe or fail-secure
- 12/24 VAC/VDC Operating voltage
- Static strength – 1,000-lb (4,448N)
- Dynamic strength – 50ft-lb (68J)
- Includes wiring harness and connectors for either 12VAC/VDC or 24VAC/VDC
- Trim plate included
- Mounting tabs included for mounting to hollow aluminum door
- For Indoor Use Only
- Includes 2 faceplates for nearly any type of frame:
  - Metal door frames
  - Wood door frames
- Reversible non-handed design fits either righthand or left-hand doors
- Optional lip-extension brackets available:
  - SD-995C-LE25 1" Lip Extension
  - SD-995C-LE50 2" Lip Extension

## Electric Door Strike (Vertical Adjustment)




### Model Number

**SD-996C-NUVQ**  
Fail-safe/Fail-secure, 12/24 VDC

### Specifications

Current draw	300mA@12VDC, 150mA@24VDC
Operating temperature	14°~113°F (-10°~45° C)
Operating humidity	0~85%
Static strength	1,000-lb (4448N)
Latch throw	1" (25mm) max with 1/8" (3mm) door gap
Dimensions	1 <sup>13</sup> / <sub>16</sub> "x1 <sup>5</sup> / <sub>8</sub> "x3 <sup>5</sup> / <sub>16</sub> " (47x42x84 mm)
Weight	1-lb 5.8-oz (618g)



5 Faceplates Included

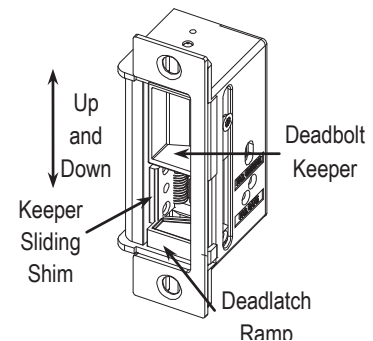


\*UL Listed


**UL294, UL1034**

### Features

- Vertical adjustable deadbolt opening, sliding shim keeper, and deadlatch ramp accommodates a wide range of locks
- Accommodates deadbolts up to 1"
- Powered by a solenoid
- Reversible non-handed design fits either right-hand or left-handed doors
- Listed under UL294 and UL1034
- Convert cylindrical lock sets into electronic access control systems
- Use with virtually any cylindrical door locking system
- Includes trim plate to hide gaps in installation
- Tested to 250,000 cycles (UL tested)



# Electric Door Strikes



SD-995C / SD-995C24

SD-994C / SD-994C24



\*UL Listed  
UL294, UL1034

## Features

- Field-programmable in just seconds for fail-safe or fail-secure applications
- Can be used with virtually any cylindrical door locking system
- Use with an optional digital keypad
- Suitable for office-type applications
- Symmetrical-sized, reversible for right-hand or left-hand doors
- Shallow design for use with most frames
- Powered by a solenoid, not a buzzer coil
- Static strength – 1,000-lb (4448N)
- Stainless steel lip (keeper) for strength and long life
- Non-polarized connection; wires can be reversed
- Tested to 1 million cycles
- Includes trim plate to hide gaps in installation
- Optional lip-extension brackets available:
  - SD-995C-LE25 – 1" Extension
  - SD-995C-LE50 – 2" Extension
- Dimensions:
  - SD-995C/SD-995C24  
4<sup>7</sup>/<sub>8</sub>"x1<sup>1</sup>/<sub>4</sub>"x1<sup>1</sup>/<sub>4</sub>" (124x32x32 mm)
  - SD-994C/SD-994C24  
7<sup>15</sup>/<sub>16</sub>"x1<sup>7</sup>/<sub>16</sub>"x1<sup>1</sup>/<sub>4</sub>" (202x36x32 mm)

## Model Numbers


**SD-995C**  
Fail-safe/Fail-secure, 12VDC, for metal frames, UL listed

**SD-995C24**  
Fail-safe/Fail-secure, 24VDC, for metal frames, UL listed

**SD-994C**  
Fail-safe/Fail-secure, 12VDC, for wood frames, UL listed

**SD-994C24**  
Fail-safe/Fail-secure, 24VDC, for wood frames, UL listed


## Accessories

**SD-995C-LE25**  
Lip extender, 1" (25mm) 


**SD-995C-LE50**  
Lip extender, 2" (50mm) 

**SD-995JA-11Q**  
Frame preparation jig 

## Trim Plate Included

Trim plate included for cleaner installations. 

# Universal Door Strike



\*UL Listed  
UL294, UL1034

## Features

- Includes three faceplates for nearly any kind of frame
- Listed under UL294 and UL1034
- Convert cylindrical lock sets into electronic access control systems
- Use with virtually any cylindrical door locking system
- Holding force – 1,000-lb (908kg)
- Powered by a solenoid
- Stainless steel lip for added strength and longer life
- Low profile – strike has a depth of only 1<sup>1</sup>/<sub>4</sub>" for use with hollow aluminum frames
- Reversible non-handed design
- Trim plate Included
- Faceplate dimensions:
  - Aluminum: 4<sup>7</sup>/<sub>8</sub>"x1<sup>1</sup>/<sub>4</sub>" (124x32 mm)
  - Hollow metal: 4<sup>7</sup>/<sub>8</sub>"x1<sup>1</sup>/<sub>4</sub>" (124x32 mm)
  - Wood: 7<sup>15</sup>/<sub>16</sub>"x1<sup>7</sup>/<sub>16</sub>" (202x37 mm)

## Model Number

**SD-996C-NUQ**  
Fail-safe/Fail-secure, 12/24 VDC

## Specifications

Operating voltage	12/24 VDC ±15%	
Current draw	12VDC	280mA
	24VDC	140mA
Operating temperature	14°~113°F (-10°~45° C)	
Operating humidity	85% ±15%	

## No-Cut Electric Door Strike



\*UL Listed  
UL1034

### Model Number

**SD-995C-D3Q**

*Fail-safe/Fail-secure, 12/24 VDC*


### Specifications

Operating voltage	12/24 VDC	
Current draw	12VDC	300mA
	24VDC	150mA
Latch throw	9/16" (15mm)	
Keeper width	17/16" (36mm)	
Static strength	1,500-lb (6673N)	
Dynamic strength	70ft-lb (95J)	
Endurance	100,000 cycles (UL Tested), 1,000,000 cycles (Factory Tested)	
Operating temperature	32°-120° F (0°-49° C)	
Operating humidity	0-85% ±15%	


### Features

- Low profile: Strike is only 1 1/16" deep for use with aluminum frames
- Listed under UL1034
- Field selectable for fail-safe or fail-secure operation
- Mounting tabs included for mounting to hollow aluminum & metal frames
- Reversible non-handed design fits either right-hand or left-hand doors
- For indoor use only
- Static strength – 1,500-lb (680kg)  
Dynamic strength – 70ft-lb (9.68kg-m)
- 12/24 VDC Operating voltage
- Tested to 100,000 cycles (UL Tested), tested to 1,000,000 cycles (Factory Tested)
- Low current draw: 300mA@12VDC, 150mA@24VDC
- The SD-995C-D3Q is intended to be used with UL Listed Exit Hardware
- The SD-995C-D3Q shall not impair the intended operation of an emergency exit
- The SD-995C-D3Q shall not impair the operation of panic hardware mounted on the door

## Mini No-Cut Electric Door Strike



SD-991A-D1Q with no-cut strike plate



Silver low-cut strike plate included

### Model Number

**SD-991A-D1Q**

*Fail-secure, 12VDC*

### Specifications

Operation	Fail-secure	
Operating voltage	12VDC	
Current draw	280mA@12VDC	
Holding force	1,000-lb (454kg)	
Endurance	250,000 cycles (Factory Tested)	
Latch throw	1/2" (13mm)	
Keeper width	SD-991SS-61Q/S	1 1/8" (28mm)
	SD-991RA-61Q/A or B	1 3/16" (30mm)
Operating humidity	0-85%	
Operating temperature	14°-120° F (-10°-49° C)	

### Additional Strike Plate

**SD-991RA-61Q/B**

*Bronze low-cut strike plate*



### Features

- Includes no-cut and low-cut strike plates
- Can be used with almost any cylindrical door locking system
- Converts cylindrical lock sets into an electronic access-controlled system
- 2-wire installation, non-polarized connection
- Stainless steel keeper for strength and long life
- Suitable for office-type applications
- For indoor use only
- Compatible with keypads, pushbutton switches and other entry devices
- Reversible non-handed design fits either right-hand or left-hand doors
- Shallow design for use with most metal frames
- Powered by a solenoid, not a buzzer coil
- Optional bronze low-cut strike plate (SD-991RA-61Q/B) available:
  - Fits most metal or wood frames with minimum cutting of door frame beyond the hole for the strike

## Surface-Mount Electric Rim Strikes



SD-998C-D3Q



SD-998C-D3AQ



SD-998C-BD3A



### Model Numbers

**SD-998C-D3AQ** (Rim strike)  
Fail-safe/Fail-secure, silver  
1/2" (13mm) Tamper resistant housing

**SD-998C-D3Q** (Rim strike)  
Fail-safe/Fail-secure, silver  
3/4" (19mm) tamper resistant housing

**SD-998C-BD3A** (Rim strike)  
Fail-safe/Fail-secure, black  
1/2" (13mm) tamper resistant housing

NEW

### Specifications

Model	SD-998C-D3Q (Silver)	SD-998C-D3AQ (Silver) SD-998C-BD3A (Black)
Operating voltage	12/24 VDC	
Current draw	540mA@12VDC, 270mA@24VDC	
Max. latch throw	3/4" (19mm)	1/2" (13mm)
Static strength	1,500-lb (6673N)	
Dynamic strength	70ft-lb (95J)	
Endurance	250,000 cycles (UL Tested)	
Operating temperature	14°~120° F (-10°~49° C)	
Operating humidity	0~85%	

### Features

- Non-polarized connection
- Listed under UL294 and UL1034
- Accommodates up to 3/4" Pullman latch
- Dynamic strength 70ft-lb (95J)
- Field-programmable for fail-safe or fail-secure operation
- For ANSI standard fire doors
- Metal or wood frames installation
- Rated for 250,000 cycles (Factory test for 1,000,000 cycles)
- Works with standard rim-type exit devices including SECO-LARM SD-962xR-36A and SD-962xR-36G

- See page 42 for more information on SECO-LARM Rim Exit Bars
- Five-year limited warranty
- Horizontal adjustment
- Metal construction

#### Dimensions:

- SD-998C-D3Q  
9"x1 3/4"x3/4" (229x45x19 mm)
- SD-998C-D3AQ, SD-998C-BD3A  
9"x1 3/4"x1/2" (229x45x13 mm)

\*UL Listed


**UL294, UL1034**

### Accessories

**SD-998SMB**  
Surface-mount bracket



## Weatherproof Door/Gate Strike



### Model Number

**SD-995A-D3Q**  
Fail-secure, 12~24 VAC/VDC

### Specifications

Operating voltage	12/24 VAC/VDC
Current draw	310mA@12VDC
Operating temperature	14°~113° F (-10°~45° C)
Operating humidity	0~95%
Lock mode	Fail-secure
Dimensions	3 1/2"x1 7/16"x2 5/8" (89x35x67 mm)

### Features

- Weather-resistant (IP42)
- For use in wood jambs or metal gate posts
- One piece cast body
- Compatible with most locksets
- Low current draw
- Extra wide keeper 1 5/8"
- 12~24 VAC/VDC operating



# Electric Deadbolts

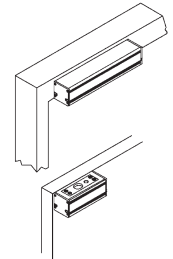
## Model Numbers

**SD-997B-GBQ**  
Fail-safe, 12/24 VDC

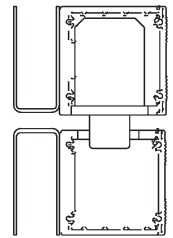
**SD-997A-GBQ**  
Fail-secure, 12/24VDC,  
with manual lock/unlock

## Accessory Mounting Diagrams

Mounting with the SD-997SMB-AQ:

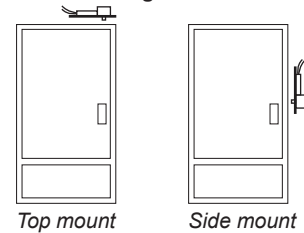


Mounting with the SD-997UB-AQ:


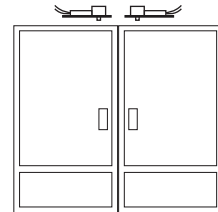


## Applications

For single doors



For double doors



SD-997B-GBQ

SD-997A-GBQ

Incorporates manual lock/unlock cylinder

## Features

- Adds concealed deadbolt security to most wood or hollow metal doors, with the convenience of electrical operation
  - Stainless steel bolt, 5/8" (16mm) diameter and 5/8" (16mm) throw
  - Magnetic switch senses door position for positive locking
  - Attempts to relock multiple times if the door is not closed properly
  - Door open/close monitor (NO/NC/COM)
  - Solenoid shuts off if door is not closed properly
  - Adjustable door lock delay timer
  - Easily connects with an optional keypad
- SD-997A-GBQ Only:**
- Incorporates manual lock/unlock cylinder to operate lock if power is lost, (turn lock knob from inside protected premises and/or use key from outside protected premises)

## Specifications

Model	SD-997A-GBQ	SD-997B-GBQ
Operation	Fail-secure	Fail-safe
Operating voltage	12/24 VDC	
Current draw	12VDC	880mA
	24VDC	470mA
Manual lock/unlock	Yes	No
Relay rating	SPDT, 250mA@12VDC (NO/NC/COM)	
Adjustable delay timer	0/3/5/9 seconds	0/2.5/5/9 seconds
Weight	2-lb 5-oz (1kg)	1-lb 13-oz (0.8kg)

## Accessories

**SD-997SMB-AQ**  
Surface mount  
bracket kit for SD-997B-GBQ



**SD-997UB-AQ\***  
U-Bracket for glass doors for  
SD-997B-GBQ



\*Must use with SD-997SMB-AQ.

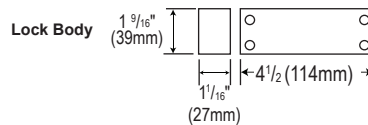
## Mini Electric Deadbolt (Surface Mount)

### Features

- Adds deadbolt security to smaller doors and cabinets, with the convenience of electrical operation
- Surface-mount design for easy installation
- Aluminum-alloy bolt,  $1^{5/32}$ " (13mm) diameter and  $9/16$ " (14mm) throw
- Easily connects with an optional keypad
- Magnetic switch senses door position for positive locking
- Automatically relocks after 6 seconds if the lock was unlocked but the door was not opened
- Door open/close monitor (NC/COM) and adjustable door lock delay timer (0~3 seconds)



### Dimensions

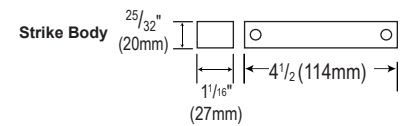


### Model Number

**SD-997B-1SQ**  
Fail-safe, 12VDC

### Specifications

Operation	Fail-safe	
Operating voltage	12VDC	
Current draw	Standby	237mA@12VDC max.
	Active	650mA@12VDC max.
Status sensor	250mA@30VDC (NC/COM)	
Adjustable lock delay timer	0~3 seconds	
Operating temperature	32°~158° F (0°~70° C)	
Weight	1-lb 2.5-oz (450g)	



## Motorized Cabinet Lock

### Features

- Spring feature gently pushes door open
- 12~28 VAC/VDC
- Lock status sensor allows for monitoring whether the lock is engaged
- Door status sensor allows for monitoring whether the door is closed completely



### Model Number

**CL-210M-U3BQ**  
Fail-secure, 12~28 VAC/VDC

### Specifications

Operating voltage	12~28 VAC/VDC
Current draw	165mA@12/24 VDC
Lock status output	1A@125VAC
Holding force	220-lb (100kg)
Relock time delay	2~5 seconds
Operating temp.	14°~113° F (-10°~45° C)
Dimensions	2 <sup>3</sup> / <sub>8</sub> "x2 <sup>3</sup> / <sub>8</sub> "x7 <sup>1</sup> / <sub>8</sub> " (60x60x22 mm)
Weight	3-oz (93g)

## Electric Deadbolt Cabinet Lock

### Features

- Electronically secure lockers, cabinets, cases, and drawers
- Lock status sensor allows for monitoring door lock status
- Selectable fail-safe/fail-secure operation
- Operating voltage: 12/24 VDC
- Current draw:  
300mA@12VDC,  
150mA@24VDC
- NO/NC Rated contacts
- Mounting hardware included



### Model Number

**SD-997C-GCQ**  
Fail-safe/Fail-secure, 12/24 VDC


### Specifications

Operating voltage	12/24 VDC	
Current draw	12VDC	300mA
	24VDC	150mA
Contact switch	NO/NC	
Lock status	Micro-switch	
Lock status rating	1A@30VDC	
Door status	Reed switch	
Dimensions	3 <sup>1</sup> / <sub>4</sub> "x1 <sup>3</sup> / <sub>16</sub> "x1 <sup>1</sup> / <sub>8</sub> " (82x30x28 mm)	


# Access Control Power Supplies



EAP-1D1Q



EAP-3D1Q



EAP-5D1Q

## Model Numbers

<b>EAP-1D1Q</b> 1 Amp, 1 output	
<b>EAP-3D1Q</b> 3 Amps, 1 output	
<b>EAP-3D4</b> 3 Amps, 4 outputs	<b>NEW</b>
<b>EAP-3D5Q</b> 3 Amps, 5 outputs	
<b>EAP-5D1Q</b> 5 Amps, 1 output	
<b>EAP-5D4</b> 5 Amps, 4 outputs	<b>NEW</b>
<b>EAP-5D5Q</b> 5 Amps, 5 outputs	
<b>EAP-5D8</b> 5 Amps, 8 outputs	<b>NEW</b>

## Specifications

Input voltage	110~240 VAC	
Output voltage	12 or 24 VDC selectable via DIP switch	
AC Input fuse rating	3.15A ( glass fuse )	
Output voltage range (adjustable)	12VDC	12~13@12VDC setting, via VR switch
	24VDC	23~25@24VDC setting, via VR switch
LED Status Indicator	DC	Red=12VDC output, blue=24VDC output
	AC	Green, input
End-of-line resistor (EOL)	Selectable ON ( 2.2KΩ ) or OFF via DIP switch	
AC-Fail relay delay Timer	Selectable @ 5sec, 5min, or 5hr via DIP switch	
Supervision relays	Contact Rating: 3A@24VDC Dry Relay Output	

## Accessories


### PD-4BTQ

4-Channel power controller board (see page 28)



### PD-8BTQ

8-Channel power controller board (see page 28)



### PD-5PAQ

5-Output power distribution board (see page 28)



## Features

- AC Power failure supervision relay
- Battery failure/low battery supervision
- Auxiliary output relay
- Adjustable voltage range to compensate for voltage drop
- Built-in backup battery charger
- Selectable 2.2kΩ End-of-Line (EOL) resistor for AC failure and battery failure supervision relays via DIP switch
- LED Status indicator for AC input, DC output and channel outputs
- Selectable delay timer (5 seconds, 5 minutes, 5 hours) for AC failure supervision relay via DIP switch

### Power:

- Field selectable for 12VDC or 24VDC
- Operating input voltage 110~240 VAC
- Adjustable output voltage range (12~13 VDC, 23~25VDC)
- AC Input fuse rating 3.15A (glass fuse)
- DC Output overload sensing with red LED indicator and automatic shutdown during short circuit

### EAP-1D1Q Only:

- 1A@12/24VDC supply current rating

### EAP-3D1Q, EAP-3D4, EAP-3D5Q Only:

- 3A@12VDC, 1.5A@24VDC supply current rating

### EAP-5D1Q, EAP-5D5Q, EAP-5D4, EAP-5D8 Only:

- 5A@12VDC / 2.5A@24VDC supply current

### Enclosure:

- Heavy-duty steel case
- Removable steel cover for easy access
- 6ft Power cord and battery leads included
- EAP-1D1Q Enclosure has room for one 7AH or two 4AH batteries, dimensions: 7<sup>3</sup>/<sub>4</sub>"x10<sup>3</sup>/<sub>4</sub>"x3<sup>9</sup>/<sub>16</sub>" (197x255x91 mm)
- EAP-3D1Q, EAP-3D4, EAP-3D5Q Enclosure has room for two 7AH batteries, dimensions: 12<sup>1</sup>/<sub>8</sub>"x12<sup>1</sup>/<sub>4</sub>"x3<sup>9</sup>/<sub>16</sub>" (308x311x90 mm)
- EAP-5D1Q, EAP-5D4, EAP-5D5Q, EAP-5D8 Enclosure has room for two 7AH or two 12AH batteries, dimensions: 14<sup>13</sup>/<sub>16</sub>"x14<sup>5</sup>/<sub>16</sub>"x4<sup>1</sup>/<sub>8</sub>" (377x363x105 mm)

## Access Control Power Supply Module

### Features

- Current rating: 5A@12VDC, 2.5A@24VDC
- Input: 110~240 VAC
- Output: 12/24 VDC (selectable)
- Adjustable output voltage (12~13 VDC / 23~25 VDC)
- AC Input and DC output LED status indicators
- AC power failure supervision relay
- Selectable delay timer for AC failure supervision relay
- Battery failure / low battery supervision relay
- Built-in back-up battery charger
- 2.2kΩ End-of-Line (EOL) resistor



Dimensions:  
5 1/2" x 4 3/4" x 1 9/16" (140x120x39 mm)

### Model Numbers

**EAP-5D1MQ**  
5 Amps, 1 output

### Related Products


**EAP-5D1Q**  
5 Amps, 1 output  
(see page 27)




## Power Controller Boards

### Features

- For 12/24 VAC/VDC operation
- Input current draw: 10A@24VAC
- Individually fused (blade, 3.0A) Outputs
- Each output can operate in both fail-safe and fail-secure modes
- Each output individually controlled
- Individual status LEDs
- Auxiliary supervision relay
- Dry and wet trigger inputs
- Includes auxiliary interface
- Includes auxiliary interface disconnect



PD-4BTQ  
Dimensions:  
5 3/8" x 3 5/8" x 1 5/16" (136x92x23 mm)



PD-8BTQ  
Dimensions:  
8" x 5 1/16" x 1 5/16" (204x129x23 mm)

### Model Numbers

**PD-4BTQ**  
4-Output power controller board

### Related Products

**EAP-3D4**  
3 Amps, 4 outputs  
(see page 27)



**EAP-5D4**  
5 Amps, 4 outputs  
(see page 27)



**PD-8BTQ**  
8-Output power controller board

### Related Products


**EAP-5D8**  
5 Amps, 8 outputs  
(see page 27)



## Power Distribution Board

### Features

- For 12VDC or 24VDC operation
- Individually PTC-fused (1.1A) outputs
- Each output can operate in both fail-safe and fail secure modes
- Dry and wet trigger inputs
- Power failure supervision relay
- Auxiliary supervision relay
- Individual LED status indicator for each output, power input, and trigger



Dimensions:  
5 5/16" x 3 9/16" x 1 1/16" (90x135x27 mm)

### Model Number

**PD-5PAQ**  
5-Output power distribution board

### Related Products

**EAP-3D5Q**  
3 Amps, 5 outputs  
(see page 27)



**EAP-5D5Q**  
5 Amps, 5 outputs  
(see page 27)



# SL Access

## App-Based Programming and Management



**Multiple Devices**  
One app, multiple devices with intuitive naming

**Easy Unlock**  
Touch screen or "Auto" proximity unlock

**User Management**  
Add/remove, maintain, set access type, schedule


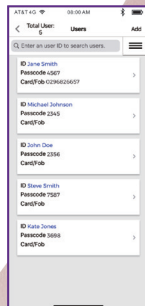
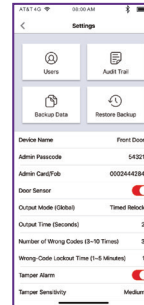
**Real User Names**  
No need to keep a list of names and codes assigned

**Quick Buttons**  
Access to Users, Audit Trail, Backup, & Restore

**Device Setup**  
Set all parameters with an intuitive list of options

**Audit Trail**  
Last 1,000 events showing user, date/time, source

**Record**  
Save audit trail to .csv file for analysis & archive



We've taken the biggest hassle out of access control by using integrated *Bluetooth*® wireless technology to allow programming and management to be handled with an app—simple, intuitive, with no programming codes to remember—and all this with no cloud or subscriptions, none of the risks inherent in internet exposure, and no complicated software systems to install and maintain.

### Features

- No cloud to maintain, no internet exposure for increased security
- No registration, no fees, no complex software systems to maintain
- 1,000 Users plus administrator
- Access/manage multiple devices with one app
- Settings and users easily backed up for restoring or copying to other devices
- User list is searchable by userID, downloaded to a .csv file for backup or editing and reimport
- Audit trail shows last 1,000 events, searchable by user and downloadable to .csv file

### Programmable Functions

- Give each device an intuitive name (i.e., Front Door, IT Dept)
- UserID up to 16 characters allows using real names (i.e., Judy Smith, Stan Chen). Each passcode can be 4~8 digits
- Can set custom output mode, scheduling, access limitations for individual users
- Programmable output mode – timed (1~1,800s), toggle, remain unlocked, remain locked
- Programmable wrong-code lockout and lockout time
- Set vibration sensor tamper alarm timing and sensitivity

The *Bluetooth*® word mark and logos are registered trademarks owned by Bluetooth SIG, Inc. and any use of such marks by SECO-LARM is under license. Other trademarks and trade names are those of their respective owners.

## Bluetooth® Keypad with Reader

### Features

- 9~25 VDC
- Form C relay
- 1,000 users and 1 administrator
- Uses *SL Access* app for all setup and maintenance for both device and users (see page 29)
- Uses *Bluetooth LE* (BLE4.2)
- Backlit keys for easy nighttime use
- LED Status indicator
- Vibration sensor tamper alarm output and internal buzzer
- IP65 weatherproof, rugged, zinc-alloy housing with chrome plating
- Dimensions: 2<sup>15</sup>/<sub>16</sub>"x4<sup>3</sup>/<sub>4</sub>"x1<sup>13</sup>/<sub>16</sub>" (74x120x46 mm)



### Model Number

**SK-B141-PQ**

*Single-gang keypad with reader*

### Specifications

Max. current draw	Standby	55mA@12VDC
	Active	100mA@12VDC
Outputs	Form C	2.0A@30VDC
	Tamper	100mA@30VDC (solid state N.C.)
Inputs	Egress	N.O. Ground
	Door sensor	N.C. Ground
IP Rating	IP65	
Proximity reader frequency	EM 125kHz	
Proximity reader sensing distance	1 <sup>3</sup> / <sub>16</sub> " (3cm)	
Operating temperature	-4~122° F (-20~50° C)	

For optional proximity cards/keyfobs, see page 40

## Mullion Bluetooth® Keypad with Reader



### Model Number

**SK-B241-PQ**

*Bluetooth keypad/proximity reader*

### Specifications

Max. current draw	Standby	60mA@12VDC
	Active	115mA@12VDC
Outputs	Form C	2.0A@30VDC
	Tamper	100mA@30VDC (solid state N.C.)
Inputs	Egress	N.O. Ground
	Door sensor	N.C. Ground
IP Rating	IP65	
Proximity reader frequency	EM 125kHz	
Proximity reader sensing distance	1 <sup>3</sup> / <sub>16</sub> " (3cm)	
Operating temperature	-4~122° F (-20~50° C)	

### Features

- 9~25 VDC
- Form C relay
- 1,000 users and 1 administrator
- Uses *SL Access* app for all setup and maintenance for both device and users (see page 29)
- Use *Bluetooth LE* (BLE4.2)
- EM125 Proximity reader
- Backlit keys for easy nighttime use
- LED Status indicator
- Vibration sensor tamper alarm output and buzzer
- IP65 weatherproof, rugged, zinc-alloy housing with chrome plating
- Dimensions: 1<sup>3</sup>/<sub>4</sub>"x6"x1" (45x152x25 mm)

For optional proximity cards/keyfobs, see page 40

## Also Available from SECO-LARM®

### Bluetooth® Post-Mount Keypad with Proximity Reader

SK-B941-PQ - with unique hinge design



The Bluetooth® word mark and logos are registered trademarks owned by Bluetooth SIG, Inc. and any use of such marks by SECO-LARM is under license. Other trademarks and trade names are those of their respective owners.

More information, see page 32

# Indoor *Bluetooth*<sup>®</sup> Keypad with Reader



## Model Number

### SK-B111-PQ

1,000 users and 1 administrator, single-gang keypad with reader

NEW

## Specifications

Operating voltage	9~25 VDC	
Current draw	Standby	50mA@12VDC
	Active	90mA@12VDC
Outputs	Form C	2.0A@30VDC
	Tamper alarm	100mA@30VDC (solid state N.C.)
Egress input	N.O. Ground	
Door sensor input	N.C. Ground	
Proximity reader	EM 125kHz	
Faceplate material	Stainless steel, ABS/PC plastic	
Operating humidity	0-95%, non-condensing	
Operating temperature	-4°~122° F (-20°~50° C)	
Dimensions	2¾"x4½"x1¼" (70x114x31 mm)	
Weight	3.75-oz (107g)	

## Features

- 9~25 VDC
- Form C relay
- 1,000 Users and 1 administrator
- Uses *SL Access* app for all setup and maintenance for both device and users (see page 29)
- Uses *Bluetooth LE* (BLE4.2)
- Backlit keys for easy nighttime use
- LED Status indicator
- Vibration sensor tamper alarm output and internal buzzer
- Dimensions: 2¾"x4½"x1¼" (70x114x31 mm)

For optional proximity cards/keyfobs, see page 40

# *Bluetooth*<sup>®</sup> Proximity Reader



## Model Number

### PR-B1124-PQ

Proximity reader

## Specifications

Max. current draw	Standby	55mA@12VDC
	Total	100mA@12VDC
Outputs	Form C	2.0A@30VDC
	Tamper	100mA@30VDC (solid state N.C.)
Inputs	Egress	N.O. Ground
	Door sensor	N.C. Ground
Proximity reader frequency	EM 125kHz	
Proximity reader sensing distance	2" (5cm)	
Operating temperature	-4~122° F (-20~50° C)	

## Features

- 9~25 VDC
- Form C relay
- 1,000 users and 1 administrator
- Uses *SL Access* app for all setup and maintenance for both device and users (see page 29)
- Use *Bluetooth LE* (BLE4.2)
- EM125 Proximity reader
- LED Status indicator
- Vibration sensor tamper alarm output and buzzer
- IP65 weatherproof, rugged, ABS housing
- Dimensions: 2½"x4¾"x1¼" (74x120x46 mm)

For optional proximity cards/keyfobs, see page 40

## Bluetooth® Post-Mount Keypad with Proximity Reader

### Features

- 9~25 VDC
- Form C relay
- 1,000 users and 1 administrator
- Uses *SL Access* app for all setup and maintenance for both device and users (see page 29)
- Uses *Bluetooth LE* (BLE4.2)
- Backlit keys for easy nighttime use
- LED Status indicator
- Vibration sensor tamper alarm output and internal buzzer
- Unique hinged design for easy installation
- IP65 Weatherproof, rugged anodized steel housing with key lock



### Model Number

**SK-B941-PQ**

1,000 users and 1 administrator

**NEW**

### Specifications

Operating voltage		9~25 VDC
Current draw	Standby	55mA@12VDC
	Active	100mA@12VDC
Outputs	Form C	2.0A@30VDC
	Tamper alarm	100mA@30VDC (solid state N.C.)
Egress input		N.O. Ground
Door sensor input		N.C. Ground
Proximity reader		EM 125kHz
IP Rating		IP65 Weatherproof
Material (Faceplate)		Stainless steel
Operating humidity		0-95%, non-condensing
Dimensions		5"x6 <sup>9</sup> / <sub>16</sub> "x3 <sup>1</sup> / <sub>16</sub> " (127x166x94 mm)

For optional proximity cards/keyfobs, see page 40

## Heavy-Duty Outdoor Access Control Keypad with Proximity Reader



### Model Number

**SK-3133-PPQ**

Outdoor keypad, 1,200 users

### Specifications


Operating voltage		12~24 VAC/VDC
Proximity reader frequency		EM 125kHz
Proximity reader sensing distance		1½" (38mm)
IP Rating		IP66
Operating humidity		5~95% Non-condensing
Operating temperature		-4°~158° F (-20°~70° C)
Material	Faceplate	1/16" (1.5mm) Stainless steel
	Housing	5/64" (2mm) Anodized steel, powder paint
Dimensions		5 1/4"x7 1/16"x3 3/8" (133x180x85 mm)
Weight		3-lb 12-oz (1.7kg)

### Features

- Vandal resistant, suitable for wall, post, or gooseneck mounting
- Rugged construction – heavy-duty stainless steel faceplate with coated steel housing
- Built-in proximity card reader
- 12~24 VAC/VDC Operation, auto-adjusting
- IP66 Weatherproof
- Keylock provides secure access to the interior of the keypad
- LED status indicators
- Backlit keys for easy nighttime use
- Up to 1,000 user codes and/or proximity cards for output #1, 100 for output #2, and 100 for output #3
- Up to 50 temporary visitor codes
- Up to 50 duress codes for output #1, 10 for output #2, and 10 for output #3
- Egress input lets users exit the premises without keying in the code
- Door sensor input for anti-tailgating operation
- Heavy-duty, vandal-resistant enclosure

For optional proximity cards/keyfobs, see page 40

### Hinged Faceplate



Unique faceplate hinge allows for easy installation

The Bluetooth® word mark and logos are registered trademarks owned by Bluetooth SIG, Inc. and any use of such marks by SECO-LARM is under license. Other trademarks and trade names are those of their respective owners.



## Indoor Access Control Keypad



Upgraded



### Model Number

**SK-1011-SDQ**  
1,000 users, 1 relay output

### Specifications

Operating voltage	12~24 VAC/VDC	
Current draw (12VDC)	Standby	15mA
	Total max current draw	90mA
Outputs	Form C	1A@30VDC
	Tamper	50mA@24VDC
Inputs	Egress	N.O. Ground
Operating temperature	-4°~158° F (-20°~70° C)	
Dimensions (including back box)	2 <sup>7</sup> / <sub>8</sub> "x4 <sup>5</sup> / <sub>8</sub> "x1 <sup>1</sup> / <sub>2</sub> " (73x117x38 mm)	
Weight	6-oz (170g)	

### Features

- Output – Form C relay, 1,000 users
- Always-on backlit keypad
- Super user code gives admin access
- All features are programmed directly from the keypad: No need for an external programmer
- Indoor keypad
- Up to 50 possible temporary visitor codes, which can be programmed for one-time or limited-time use (1~99 hours)
- Programmable output time (Up to 99,999 seconds)
- Auto-disable access at specific times
- Programmable egress input with optional warning alarm and delayed egress
- Mounts to a standard single-gang back box (surface-mount back box included)
- Data I/O terminal for split-series setup providing added security
- Data I/O terminal for split-series setup providing added security - use with SK-701-C Split-Series Controller

## Indoor Access Control Keypad



Upgraded



### Model Number

**SK-1131-SPQ**  
1,200 users, 3 outputs,  
built-in proximity card reader

### Specifications

Operating voltage	12~24 VAC/VDC	
Current draw (12VDC)	Standby	66mA
	Total max current draw	160mA
Outputs	#1 - Form C	1A@30VDC
	#2 - Form C	1A@30VDC
	#3 - Transistor ground	100mA@24VDC
Inputs	Tamper	50mA@24VDC
	Egress	N.O. Ground
	Door sensor	N.C. Ground
Proximity reader frequency	Door inhibit	N.O. Ground
	Proximity reader frequency	EM 125kHz
Proximity reader sensing distance	1 <sup>1</sup> / <sub>2</sub> " (38mm)	
Operating temperature	-4°~158° F (-20°~70° C)	
Dimensions (including back box)	2 <sup>7</sup> / <sub>8</sub> "x4 <sup>5</sup> / <sub>8</sub> "x1 <sup>1</sup> / <sub>2</sub> " (73x117x38 mm)	
Weight	6-oz (170g)	

### Features

- 4 Available programmable access modes for all 3 outputs: card only, code only, card and common user code, card and unique user code
- Three outputs (two Form C relay, and one Transistor ground), 1,200 users
- Programmable output time (Up to 99,999 seconds)
- Super user code gives admin access
- Up to 50 possible temporary visitor codes, which can be programmed for one-time or limited-time use (1~99 hours)
- Auto-disable access at specific times
- Programmable egress input with optional warning alarm and delayed egress
- Duress code signals a silent alarm if an authorized user is forced to open the door
- Mounts to a standard single-gang back box (surface-mount back box included)
- Illuminated keypad with programmable status LEDs
- Door sensor input for anti-tailgating operation
- Door-propped-open warning
- Door-forced-open warning
- Door open warning and alarm
- Data I/O terminal for split-series setup providing added security - use with SK-701-C Split-Series Controller

For optional proximity cards/keyfobs, see page 40

## Split-Series Controller



### Model Number

**SK-701-C**

*Built-in, current-limited connection*

**NEW**

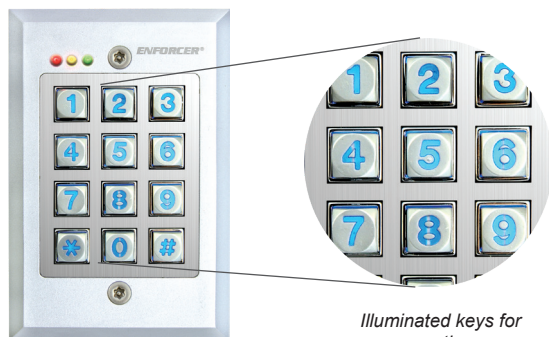
### Specifications

Operating voltage	12-24 VDC	
Proximity reader sensing distance	1/2" (38mm)	
Operating temperature	-4°~158° F (-20°~70° C)	
Dimensions	Keypad	2 <sup>7</sup> / <sub>16</sub> "x4 <sup>5</sup> / <sub>16</sub> "x1 <sup>1</sup> / <sub>2</sub> " (73x117x38 mm)
	Controller	4 <sup>3</sup> / <sub>4</sub> "x3 <sup>7</sup> / <sub>16</sub> "x1 <sup>1</sup> / <sub>4</sub> " (120x87x32 mm)

### Features

- Allows for split series installation for added security for select keypads
- 12~24 VDC Auto-adjusting operation
- Built-in, current-limited (750mA) power source for keypad for added security
- All features are programmed directly from the keypad, no need for an external programmer
- EEPROM Memory protects programmed information in case of power loss
- Simple three-wire connection between keypad and controller
- Compatible with SK-1011-SDQ, SK-1123-SDQ, SK-1123-SPQ, SK-1131-SPQ, SK-3133-PPQ, and SK-4131-SPSQ

## Outdoor Flush-Mount Access Keypad



*Illuminated keys for easy anytime use*

### Model Number

**SK-1123-FDQ**

*Flush-mount, 1,100 users*

### Specifications

Operating voltage	12-24 VAC/VDC	
Current draw	Standby	15mA
	Key pressed	40mA
	Relay active	Output 1: 65mA Output 1&2: 66mA
Outputs	#1 - Form C	1A@30VDC
	#2 - Transistor ground	100mA@24VDC
	Timer	Active for up to 99,999 seconds (nearly 28 hours)
Egress	N.O. Ground	
Door sensor input	N.C. Ground	
Dimensions	3 <sup>1</sup> / <sub>8</sub> "x4 <sup>3</sup> / <sub>16</sub> "x1 <sup>13</sup> / <sub>16</sub> " (80x120x46 mm)	
IP Rating	IP66	
Weight	16.2-oz (460g)	

### Features

- 1,100 Users over 2 Outputs - codes may be 4~8 digits
- Super user code gives admin access
- Up to 50 (01~50) possible temporary visitor codes, which can be programmed for one-time or limited-time use (1~99 hours)
- Programmable egress input with optional warning alarm and delayed egress
- Auto-disable access at specific times
- Up to 50 (01~50) duress codes for output #1 and 10 (01~10) for output #2
- Duress code signals a silent alarm if an authorized user is forced to open the door
- Programmed directly from the keypad
- Mounts to a standard single-gang back box
- Durable stainless steel faceplate
- Keypad illuminates when a button is pressed; backlight can be programmed for FULL, AUTO, or OFF in standby mode
- Mantrap: for a protected area with two doors, this feature allows only one door to be open at a time
- Door sensor input for anti-tailgating operation
- Door-propped-open warning
- EEPROM Memory protects programmed information in case of power loss

# Sealed-Housing Outdoor Keypads



SK-1322-SPQ



SK-1323-SDQ



SK-1323-SPQ



SK-1323-SPQ only

## Model Numbers

**SK-1322-SPQ**  
Weatherproof keypad with Proximity Reader

**SK-1323-SDQ**  
Standard keypad

**SK-1323-SPQ**  
Standard keypad with built-in proximity card reader

NEW

## Accessories

**PR-K1S1-A**  
Proximity Cards (EM 125kHz)  
(Sold in packs of 10)



**PR-K1K1-AQ**  
Proximity Keyfob (EM 125kHz)  
(Sold in packs of 10)

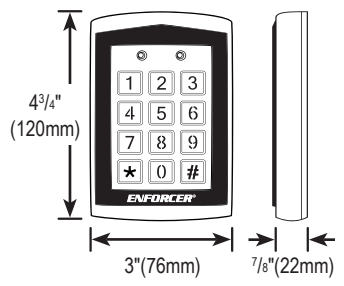


## Features

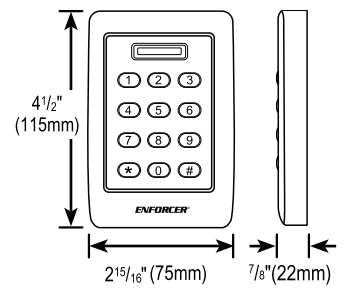
- 1,010 Users (Output #1: 1,000 users, Output #2: 10 users)
  - 2 Form C relay outputs, each rated 1A@30VDC
  - All features are programmed directly from the keypad—no need for an external programmer
  - EEPROM memory prevents data loss
  - Optical tamper sensor for added security
  - Circuitry is potted with epoxy for outdoor use
  - IP65 Weatherproof, rugged aluminum construction
  - Status LEDs show when a relay is active
  - Each relay has programmable output time from 1~99 seconds or toggle
  - Output #2 can be programmed for use with a doorbell
  - 2 Egress inputs; 1 door sensor input
  - Backlit keys for easy nighttime use
- SK-1322-SPQ and SK-1323-SPQ Only**
- Built-in 125kHz proximity reader
  - 3 Programmable access modes for Output #1: Card Only, Card or Code, and Card with Code
  - Output #2 may have either a card or a code programmed for each user
- SK-1322-SPQ Only**
- ABS plastic housing

## Dimensions

### SK-1323-SxQ:



### SK-1322-SPQ:



Sample wiring diagram, see pg. 36.

## Specifications

Model	SK-1322-SPQ	SK-1323-SDQ	SK-1323-SPQ
Operating voltage	12~24 VAC/VDC		
Current draw	Standby	64mA@12VDC	
	Active	120mA@12VDC (Max)	
IP Rating	IP65		
Relay outputs	1A@30VDC, Form C, NO/NC/COM		
Egress inputs	Input #1	N.O. Ground	
	Input #2	N.O. Ground	
Door sensor input	N.C. Ground		
Tamper sensor	Optical		
Operating temperature	-4°~122° F (-20°~50° C)		
Keypad LED life	60,000 hours (over 6.8 years)		
Weight	9-oz (240g)	1-lb 2-oz (510g)	
Dimensions	2 15/16" x 4 1/2" x 7/8" (75x115x22 mm)	3" x 4 3/4" x 7/8" (76x120x22 mm)	

# Mullion-Style Outdoor Keypads



SK-2323-SPQ only

SK-2323-SDQ & SK-2323-SPQ

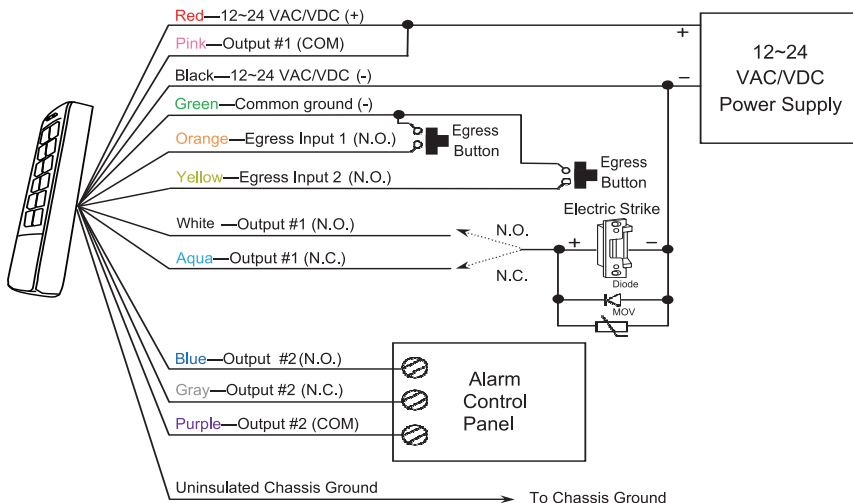
## Features

- 1,010 Users (Output #1: 1,000 users, Output #2: 10 users)
- 2 Form C relay outputs, each rated 1A@30VDC
- Each relay has programmable output time from 1~99 seconds or toggle
- Output #2 can be programmed for use with a doorbell
- 2 Egress inputs; 1 door sensor input
- Backlit keys for easy nighttime use
- Status LEDs show when a relay is active
- All features are programmed directly from the keypad—no need for an external programmer
- EEPROM memory prevents data loss
- IP65 Weatherproof, rugged aluminum construction
- Optical tamper sensor for added security
- Circuitry is potted with epoxy for outdoor use
- Dimensions: 1<sup>3</sup>/<sub>4</sub>"x6"x1<sup>5</sup>/<sub>16</sub>" (44x152x24 mm)

### SK-2323-SPQ Only

- Built-in 125kHz proximity reader
- 3 Programmable access modes for Output #1: Card Only, Card or Code, and Card with Code
- Output #2 may have either a card or a code programmed for each user

## Sample Wiring Diagram



## Model Numbers

**SK-2323-SDQ**  
Mullion-style keypad

**SK-2323-SPQ**  
Mullion-style keypad with built-in proximity card reader

## Accessories

**PR-K1S1-A**  
Proximity Cards (EM 125kHz)  
(Sold in packs of 10)



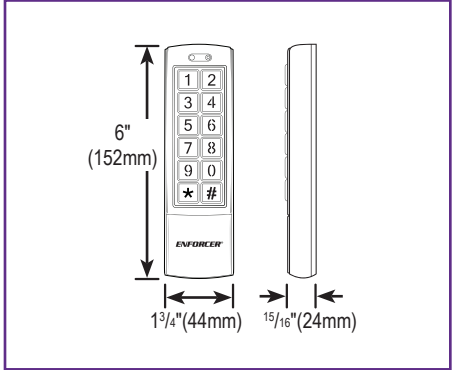
**PR-K1K1-AQ**  
Proximity Keyfob (EM 125kHz)  
(Sold in packs of 10)



## Specifications

Operating voltage	12~24 VAC/VDC	
Current draw	Standby	64mA@12VDC
	Active	120mA@12VDC (Max)
Relay outputs	1A@30VDC Form C NO/NC/COM	
Egress inputs	Input #1	N.O. ground
	Input #2	N.O. ground
Door sensor input	N.C. ground	
Tamper sensor	Optical	
Operating temperature	-4°~122° F (-20°~50° C)	
Keypad LED life	60,000 hours (over 6.8 years)	

## Dimensions



# Outdoor Access Control Keypads



SK-1123-SDQ



SK-1123-SPQ



## Model Numbers

**SK-1123-SPQ**  
Prox. card reader, 1,100 users

**SK-1123-SDQ**  
1,100 users

## Accessories

**PR-K1S1-A**  
Proximity Cards (EM 125kHz)  
(Sold in packs of 10)



**PR-K1K1-AQ**  
Proximity Keyfob (EM 125kHz)  
(Sold in packs of 10)



## Features

- Built-in proximity reader. 125kHz (EM125)\*
- 12~24 VAC/VDC Auto-adjusting operation
- Up to 1,000 possible user codes (000~999) and/or proximity cards\* programmable for output #1, 100 (001~100) for output #2
- Up to 50 (01~50) possible temporary visitor codes, which can be programmed for one-time or limited-time use (1~99 hours)
- Keypad illuminates when a button is pressed; backlight can be programmed for FULL, AUTO, or OFF in standby mode
- Output #1: Form C relay, 1A@30VDC max.
- Output #2: Form C relay, 1A@30VDC max.
- Outputs #1, #2 can be programmed to activate for up to 99,999 seconds (nearly 28 hours)
- Surface-mount back box included
- Duress code signals a silent alarm if an authorized user is forced to open the door under duress
- Egress input lets users exit the premises without keying in the code
- Interlocking input for connecting to a second keypad
- All features are programmed directly from the keypad: No need for an external programmer
- Tamper output: N.C. Dry contact, 50mA@24VDC max.
- IP66 Weatherproof rating
- EEPROM Memory protects programmed information in case of power loss
- Up to 50 (01~50) duress codes for output #1, 10 (01~10) for output #2
- Door sensor input for anti-tailgating operation
- Data I/O terminal for split-series setup providing added security - use with SK-701-C Split-Series Controller

\*SK-1123-SPQ only

## Specifications

Model	SK-1123-SPQ	SK-1123-SDQ
Operating voltage	12~24 VAC/VDC	
Current draw (at 12VDC)	Standby	66mA
	Total max current	160mA
Outputs	#1 – Form C	1A@30VDC
	#2 – Form C	1A@30VDC
	Key Active	100mA@24VDC
	Duress	100mA@24VDC
	Interlock	100mA@24VDC
	Tamper	50mA@24VDC
Inputs	Egress	N.O. Ground
	Door sensor	N.C. Ground
	Door inhibit	N.O. Ground
Proximity reader frequency	EM 125kHz	N/A
Proximity reader sensing distance	1 1/2" (38mm)	N/A
Operating temperature	-4°~158° F (-20°~70° C)	
Weight	1-lb 2-oz (520g)	
Dimensions (including back box)	3 1/8"x4 15/16"x2 1/16" (79x125x52 mm)	



## Fingerprint Reader Keypad

### Features

- 500DPI Optical fingerprint reader
- Up to 3,000 users (up to 1,000 fingerprint users, up to 2,000 PIN users)
- User code length 4~6 digits
- 12VDC Operation
- Form C relay output – 2A@12VDC
- Tamper alarm output – 2.5A@12VDC
- Adjustable relay output time – 100ms~99s, or toggle
- Weatherproof – IP66
- Wiegand output
- 2-Door interlock



### Model Number

**SK-2612-SFSQ**  
Fingerprint reader and keypad

### Specifications

Current draw	Standby	45mA@12VDC
	Active	200mA@12VDC (max.)
Outputs	Form C	2A@12VDC
	Tamper alarm	2.5A@12VDC
Egress input	N.O. Ground	
Door sensor input	N.C. Ground	
Enclosure material	Zinc alloy	
IP Rating	IP66	
Operating temperature	-22°~140° F (-30°~60° C)	
Dimensions	2 1/4"x5 3/8"x1" (58x137x26 mm)	

## Stand-Alone / Wiegand Keypad Reader

### Features

- 1,000 Users (up to 998 users and 2 duress users)
- 12~24 VAC/VDC Operation • Low current draw – 105mA max.
- Form C relay output – 2A@12VDC
- Supports EM125 cards (sold separately)
- Adjustable output time – 0.5~99s, or toggle
- Built-in tamper alarm and external alarm output
- Weatherproof – IP66 • Backlit keypad
- EEPROM Memory protects programmed information in case of power loss
- All features programmed directly on the keypad: No need for an external programmer
- Egress input lets users exit the premises without keying in a code
- Wiegand output and input – 26~37 bits
- 2-Door interlock
- Easy transfer of settings/users to second device



### Model Number

**SK-2612-SPQ**  
Stand-alone / Wiegand keypad reader

### Specifications

Current draw	Standby	40mA@12VDC
	Active	105mA@12VDC (max.)
Outputs	Form C	2A@12VDC
	Alarm	2.5A@12VDC
Egress input	N.O. Ground	
Door sensor input	N.C. Ground	
Enclosure material	Black ABS plastic	
IP Rating	IP66	
Operating temperature	-40°~140° F (-40°~60° C)	
Dimensions	1 15/16"x4 3/4"x1 15/16" (49x120x24 mm)	

For optional proximity cards/keyfobs, see page 40

## Stand Alone Keypads

### Features

- Up to 1,000 users (up to 990 users and up to 10 visitors)
- 9~18 VDC Operation
- Form C relay output – 3A@12VDC
- Adjustable relay output time – 1~99s, or toggle
- Built-in tamper alarm
- Backlit keypad
- Multicolor status LED
- EEPROM Memory protects programmed information in case of power loss
- All features programmed directly on the keypad: No need for an external programmer
- Weatherproof– IP66



SK-1612-SDQ



SK-2612-SDQ

### Model Numbers

**SK-1612-SDQ** Single-gang


**SK-2612-SDQ** Mullion

### Specifications

Model	SK-1612-SDQ	SK-2612-SDQ
Current draw	Standby	50mA@12VDC
	Active	80mA@12VDC (max.)
Egress input	3A@12VDC, Form C	
Door sensor input	N.O. Ground	
Enclosure material	Zinc alloy	
IP Rating	IP66	
Operating temperature	-40°~140° F (-40°~60° C)	
Operating humidity	10~90% non-condensing	
Dimensions	2 3/8"x3 7/8"x1 1/8" (66x98x22 mm)	1 15/16"x4 3/4"x1 15/16" (49x120x24 mm)



# Outdoor Wiegand Proximity Readers



## Model Numbers

<b>PR-2121-PQ</b>	<i>Mini</i>
<b>PR-2123-PQ</b>	<i>Mullion</i>
<b>PR-2125-PQ</b>	<i>Single-gang</i>

## Specifications

Current draw	Standby	20mA@12VDC
	Active	50mA@12VDC (max.)
Outputs	Wiegand	EM – 26 bits
Card read range		0~2" (0~5 cm)
IP Rating		IP66
Operating temperature		-40°~140° F (-40°~60° C)

## Accessories

**PR-K1S1-A**  
Proximity Cards (EM 125kHz)  
(Sold in packs of 10)



**PR-K1K1-AQ**  
Proximity Keyfob (EM 125kHz)  
(Sold in packs of 10)



## Features

- 9~24 VDC Operation
- Low current draw – 50mA max.
- Built-in buzzer for external alarm input
- Multicolor status LED
- Supports EM125 cards, 10 Cards included
- Weatherproof– IP66
- Extreme cold tolerance to -40° F (-40° C)
- Wiegand output reader – EM 26 bits
- Dimensions:
  - PR-2121-PQ** – 1<sup>7</sup>/<sub>16</sub>"x2<sup>3</sup>/<sub>4</sub>"x1<sup>1</sup>/<sub>16</sub>" (37x70x17 mm)
  - PR-2123-PQ** – 1<sup>7</sup>/<sub>8</sub>"x4<sup>3</sup>/<sub>4</sub>"x1<sup>3</sup>/<sub>16</sub>" (48x120x20 mm)
  - PR-2125-PQ** – 2<sup>1</sup>/<sub>16</sub>"x4<sup>3</sup>/<sub>4</sub>"x1<sup>3</sup>/<sub>16</sub>" (75x120x20 mm)

# Outdoor Stand-Alone / Wiegand Readers



## Model Numbers

<b>PR-3123-PQ</b>	<i>Mullion</i>
<b>PR-3125-PQ</b>	<i>Single-gang</i>

## Specifications

Outputs	Form C	2A@12VDC
	Alarm	2.5A@12VDC
	Wiegand	26~37 bits
Wiegand input		26~37 bits, PIN input – 4, 8, or 10 bits
Egress input		N.O. Ground
Door sensor input		N.C. Ground
IP Rating		IP66
Operating temperature		-40°~140° F (-40°~60° C)

## Accessories

**PR-K1S1-A**  
Proximity Cards (EM 125kHz)  
(Sold in packs of 10)



**PR-K1K1-AQ**  
Proximity Keyfob (EM 125kHz)  
(Sold in packs of 10)



## Features

- 1,000 Users (up to 998 users and 2 duress users)
- 9~24 VDC Operation
- Adjustable output time – 0.5~99s, or toggle
- Built-in tamper alarm and external alarm output
- Weatherproof – IP66
- Can serve as Wiegand output reader or controller, output and input – 26~37 bits
- Supports EM125 cards, 10 Cards included
- 2-Door interlock
- Easy duplication of users to additional devices
- Dimensions:
  - PR-3123-PQ** – 1<sup>7</sup>/<sub>8</sub>"x4<sup>3</sup>/<sub>4</sub>"x1<sup>3</sup>/<sub>16</sub>" (48x120x20 mm)
  - PR-3125-PQ** – 2<sup>1</sup>/<sub>16</sub>"x4<sup>3</sup>/<sub>4</sub>"x1<sup>3</sup>/<sub>16</sub>" (75x120x20 mm)

## Proximity Cards / Keyfobs



PR-K1S1-A



PR-K1K1-AQ

### Model Numbers

#### PR-K1S1-A

Proximity cards (EM 125kHz)  
(Sold in packs of 10)

#### PR-K1K1-AQ

Proximity keyfob (EM 125kHz)  
(Sold in packs of 10)

## Illuminated Push-to-Open Bar



### Model Number

#### SD-961A-36SLQ

Illuminated Push-to-Open bar

NEW

### Specifications

Operating voltage	12-24 VDC
Contact rating	≤5A@230VAC
Door size	36" (91.4cm), minimum 23 <sup>5</sup> / <sub>8</sub> " (60cm)
Dimensions	33 <sup>7</sup> / <sub>16</sub> "x2 <sup>3</sup> / <sub>8</sub> "x2 <sup>3</sup> / <sub>8</sub> " (850x61x61 mm)

### Features

- Provides convenient on-door egress
- LED makes it easy to see the status
- Can be stand-alone or connected to an access control system
- Two built-in non-latching (momentary), dual-contact outputs (NO/NC/COM) rated at ≤5A@230VAC, adjustable 0.5-60 sec
- Dogging – standard dogging with hex key
- For 36" doors – actual length: 33<sup>7</sup>/<sub>16</sub>" (85cm)
- Can be cut to fit smaller doors, minimum 23<sup>5</sup>/<sub>8</sub>" (60cm)
- Large LED shows red in standby and green when triggered, but is programmable red/green/blue by an access control panel
- Blinking LED and buzzer programmable for relock warning
- Built-in buzzer indicates unlocked (selectable, up to 92dB)

## Push-to-Exit Bar



### Model Number

#### SD-961A-36

Push-to-Exit bar

### Specifications

Circuit type	2 NO/NC Contacts
Contact rating	5A@125VAC
Door size	For 36" doors
Dimensions	34 <sup>1</sup> / <sub>2</sub> "x2 <sup>3</sup> / <sub>4</sub> "x2 <sup>1</sup> / <sub>2</sub> " (876x70x61 mm)
Weight	7-lb (3kg)

### Features

- New end caps come off and go on in seconds
- Designed to allow egress from inside an area normally locked by an electric lock or electromagnetic lock, and/or to disarm (shunt) or trigger an alarm when the door is opened
- Rugged, heavy-duty construction
- Pushing the bar at any point sends a signal to release the lock and/or sound an alarm
- For 36 inch doors (actual length is 34.5 inches)
- Includes 2 built-in non-latching (momentary), dual-contact switches (NO/COM/NC), rated 5A@125VAC
- Attractive brushed-aluminum bar with black base and trim
- Includes SECO-LARM SD-969-A18 Armored Door Cord, and mounting hardware (for mounting in wood or metal doors)
- Designed for easy cutting in field to match width of non-standard-sized doors



# Electromechanical Push Bars



SD-961B-36GQ shown

## Model Numbers

### SD-961B-36GQ

Mechanical push bar, black

### SD-961B-36GSQ

Solenoid-actuated push bar, black

NEW

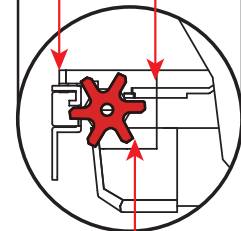
NEW

## Double-Locking Spindle

The locking spindle coupled with the sliding lock bolt provides stronger, more secure locking



Strike assembly Sliding lock bolt



Locking Spindle

## Features

- Double-locking spindle (stronger and more secure)
- Aluminum alloy construction in a reversible, non-handed design
- Fail-secure operation (but can be opened from inside by pressing the bar)
- Lock status monitoring for returning status to the access control system
- Mortise lock cylinder and keys included to release the lock from the outside
- Dogging latch on push bar to hold open
- For wood or metal doors 36" (91.5cm), minimum 32<sup>7</sup>/<sub>8</sub>" (83.5cm)
- Includes all needed hardware for typical installations

### SD-961B-36GSQ Solenoid-Actuated Model

- Solenoid-actuation allows unlocking and relocking by an access device
- Solenoid is rated for both continuous and intermittent operation

## Specifications

Model	SD-961B-36GQ	SD-961B-36GSQ
Operating voltage	N/A	12~24 VAC/VDC
Current draw	N/A	1.5A@12VDC, 0.5A@12VDC after 3 seconds
Entrance	External keyed lock	External keyed lock or access device
Endurance	N/A	Over 500,000 cycles
Contact load	5A@125VAC	
Output	Form "C" (NO/NC/COM) door monitor	
For doors	36" (91.5cm), minimum 32 <sup>7</sup> / <sub>8</sub> " (83.5cm), wood or metal, non-handed	
Latch	Double locking spindle	
Color	Black	
Material	Anodized aluminum	
Dimensions	2 <sup>7</sup> / <sub>16</sub> "x2 <sup>9</sup> / <sub>16</sub> "x35 <sup>1</sup> / <sub>16</sub> " (61.5x65x890 mm)	
Weight	5-lb 10-oz (2.56kg)	6-lb 6-oz (2.88g)

# Mechanical Keypad Door Lock

## Features

- Non-handed installation
- External and internal entry lever
- 13 code buttons, over 8,000 possible codes
- Lock code easily changed
- Suitable for door thicknesses from 1<sup>3</sup>/<sub>16</sub>"~2<sup>1</sup>/<sub>8</sub>" (30~54 mm)
- Tubular latchbolt included
- Heavy-duty steel case (US32D/630)
- Fully mechanical
- No batteries or other power source required
- Free egress from inside
- Simple Installation



## Model Number


### SD-962H-8LAQ

Over 8,000 possible codes

## Specifications

Code length	4~6 Digits (0~9, X, Y, and Z)
Handed	Field reversible
Bolt throw	1/2" (13mm)
Backset	2 <sup>3</sup> / <sub>4</sub> " (70mm)
Housing	Heavy-duty satin finish stainless steel US32D/630
Dimensions	2"x4 <sup>3</sup> / <sub>4</sub> "x5 <sup>1</sup> / <sub>2</sub> " (50x120x140 mm)
Weight	3-lb 1-oz (1.35kg)

## Rim-Type Exit Device



\*UL Listed

UL305

### Features

- For exit doors - Allows exit from inside while locked from outside
- Reversible non-handed design fits either right-hand or left-hand doors
- For metal or wood doors up to 1 3/4" thick
- Stainless steel 3/4" throw latch bolt
- Deadlocking latch – Prevents the use of credit cards or similar means to open the latch bolt
- Fits doors from 30" to 48" wide
- Hex-type 1/4-turn dogging lock - Allows the exit device to be unlocked for extended periods of time
- Includes all hardware for typical installations
- Works with standard external door handle/lock devices (not included)
- Heavy-duty steel construction
- Stainless steel spring
- BHMA 156.3

### Model Numbers

**SD-962AR-36A Silver**  
**SD-962BR-36A Black**  
 For doors 30"~48"  
 (76~122 cm) wide, UL listed

NEW

### Accessories

**SD-962HL-4A**  
 Entry-type lever trim  
 for SD-962AR-36A  
 and SD-962BR-36A

#### Features

- Non-handed
- SC4, 6-pin lock
- Entry type
- Key locks and unlocks
- Two keys included



#### SD-998C-BD3A

See page 24 for more information



#### SD-998C-D3Q

See page 24 for more information




#### SD-998C-D3AQ

See page 24 for more information



## Grade 1 Rim-Type Exit Device



\*UL Listed

UL305

### Features

- Heavy-duty ANSI Grade 1 steel construction
- Allows exit from inside while locked from outside
- Reversible non-handed design
- For metal or wood doors up to 1 3/4" (44mm) thick
- Separate deadlocking latch prevents the use of credit cards or similar means to open the latch bolt
- Fits doors from 33" to 48" (84~122 cm)
- Hex-type 1/4-turn dogging lock allows the exit device to be unlocked for extended period of time
- Includes all needed hardware for typical installation
- Works with standard external door handle/lock devices (not included)
- BHMA 156.3

### Model Numbers

**SD-962AR-36G Silver**  
**SD-962BR-36G Black**  
 For doors 33"~48" (84~122 cm),  
 UL listed

NEW

### Accessories

**SD-962HL-4A**  
 Entry-type lever trim  
 for SD-962AR-36G  
 and SD-962BR-36G

#### Features

- Non-handed
- SC4, 6-pin lock
- Entry type
- Key locks and unlocks
- Two keys included



#### SD-998C-BD3A

See page 24 for more information



#### SD-998C-D3Q

See page 24 for more information



#### SD-998C-D3AQ

See page 24 for more information



## Armored Door Cords



### Model Numbers

**SD-969-S18Q**  
Aluminum capped, 17"

**SD-969-A18Q**  
Plastic capped, 16"


### Specifications

Model	SD-969-S18Q	SD-969-A18Q
End cap	Aluminum	Plastic
Construction	Stainless steel armored	
Inside door cord diameter	5/16" (8mm)	
Outside door cord diameter	7/16" (11mm)	1/2" (13mm)
Cord length	17" (43cm)	16" (40cm)

### Features

- Designed to carry wiring to conduct power to electric locks or access systems installed in doors
- Surface mount
- Stainless steel armored cable
- Mounting screws included

## Armored Door Cords (Removable Covers)



### Model Numbers

**SD-969-T15Q/S Silver**  
Door cord with terminal blocks

**SD-969-T15Q/B Bronze**  
Door cord with terminal blocks

**SD-969-M15Q/S Silver**  
Door cord with removable cover

**SD-969-M15Q/B Bronze**  
Door cord with removable cover


### Specifications

Model	SD-969-T15Q/x	SD-969-M15Q/x
Cord length	15" (39cm)	
Terminal block	Yes	No
Pre-wired	Yes	No
Maximum current	3A@30VAC/ VDC	N/A
Construction	Stainless steel armored	
Outside dia.	7/16" (11mm)	
Inside dia.	5/16" (8mm)	

### Features

- Designed to carry wiring to conduct power to electric locks or access systems mounted in doors
- Once mounted, to access wiring, simply remove cover. Door cord stays in place. No need to remove door cord from the door.
- Prevents stripping of the screws and mounting points
- Surface mount
- 15" (39cm) Stainless steel armored cable
- Security screws (included) to prevent tampering
- Available in bronze and silver finish
- Terminal blocks with pre-wired cables (8 connections) for quick, easy, and secure installation (SD-969-T15Q)

## Electric Transfer Hinge



### Model Number

**SD-H412**  
5-knuckle, 4-wire electric transfer hinge with concealed wiring

### Specifications

Operating voltage	12-30 VAC/VDC
Current draw (28AWG)	0.5A@30VAC/VDC
Operating temp.	-4~185° F (-20~85° C)
Dimensions	4 1/2"x4 1/2"x1 1/8" (114.3x114.3x3.4 mm)
Weight	16-oz (454g)

## Surface-Type Door Closer w/ Back Check



Cover included



### Features

- Heavy-duty Grade 1 door closer for commercial use
- Adjustable sweep speed, latching speed, and back check
- Non-handed installation
- ANSI 156.4 certification 2 million life cycles
- Cast-aluminum body & forged steel arm
- Concealing plastic cover
- Adjustable spring force
- Max. Door Opening Angle Hinge Side: 180°
- Door width: 32"~60" (800~1500 mm)
- Door weight: 45~330-lb (20-150 kg)

### Model Number

**SD-C101-SBAQ**  
Up to 330-lb, ANSI size 1~6

## Grade 1 Door Closer




### Features

- Fits metal or wood doors up to 59" (150cm) wide
- Door weight up to 330-lb (150kg), adjustable for size 1~6
- Two independent valve adjustments for easy setting of sweep and latch speed
- Grade 1 door closer
- Reversible, non-handed design
- Anodized aluminum body
- Silver finish
- Forged steel arms
- Includes mounting hardware

### Model Number

**SD-C101-SGQ**  
Up to 330-lb, ANSI size 1~6

## Door Closer – ANSI Size 2




### Features

- Reversible, non-handed design
- Two independent valve adjustments for easy setting of sweep and latch speed
- Anodized aluminum body
- Silver finish
- Forged steel arms
- Includes mounting hardware
- Fits metal or wood doors up to 42" (107cm) wide
- Door weight up to 100-lb (45kg), ANSI size 2

### Model Number

**SD-C121-S1**  
Up to 100-lb, ANSI size 2

## Door Closer – ANSI Size 3



### Features

- Reversible, non-handed design
- Two independent valve adjustments for easy setting of sweep and latch speed
- Anodized aluminum body
- Silver finish
- Forged steel arms
- Includes mounting hardware
- Fits metal or wood doors up to 36" (91cm) wide
- Door weight up to 140-lb (65kg), ANSI size 3

### Model Number

**SD-C131-SQ**  
Up to 140-lb, ANSI size 3

# Request-to-Exit Plates



## SD-7202GC-PEQ

Illuminated SPDT

- Conforms to UL294
- 2" Square illuminated pushbutton
- Includes interchangeable messages in English, Spanish, and French
- Single-gang, stainless steel faceplate
- NO/NC Contacts rated 50A@24VAC



## SD-7103GC-PEQ

Illuminated DPST

- Conforms to UL294
- Illuminated green pushbutton
- Includes interchangeable messages in English, Spanish, and French
- Slimline, stainless steel faceplate
- NO/NC Contacts rated 5A@24VAC



## SD-7202GC-PTQ

Illuminated Timer SPDT

Similar to SD-7202GC-PEQ but with:

- Conforms to UL294
- Built-in timer: 1~180 seconds
- Buzzer output for audible status
- NO/NC Contacts rated 3A@24VAC



## SD-7103GC-PTQ

Illuminated Timer SPDT

Similar to SD-7103GC-PEQ but with:

- Conforms to UL294
- Built-in timer: 1~180 seconds
- Buzzer output for audible status
- NO/NC Contacts rated 3A@24VAC



## SD-7217GWQ

SPDT

- Conforms to UL294
- No message screen printed on plate
- Green 1½" pushbutton
- Single-gang white plastic faceplate
- NO/NC Contacts rated 50A@24VAC



## SD-7201GCPE1Q

SPDT

## SD-7201GFPE1Q

DPDT

- Conforms to UL294
- "EXIT" and "SALIDA"
- Green 1½" pushbutton
- Single-gang, stainless steel faceplate
- NO/NC Contacts rated 50A@24VAC



## SD-7201GC-PEQ

SPDT

- Conforms to UL294
- "PUSH TO EXIT"
- Green 1½" pushbutton
- Single-gang, stainless steel faceplate
- NO/NC Contacts rated 50A@24VAC



# Request-to-Exit Plates



## SD-7201RCPE1Q

SPDT

- Conforms to UL294
- "EXIT" and "SALIDA"
- Red 1½" pushbutton
- Single-gang, stainless steel faceplate
- NO/NC Contacts rated 50A@24VAC



Conforms to UL Std. 294



## SD-7201GAPT1Q

Timer

SPDT

Similar to SD-7201GCPE1Q but with:

- Conforms to UL294
- Built-in timer: 1~180 seconds
- Buzzer output for audible status
- NO/NC Contacts rated 3A@24VDC



Conforms to UL Std. 294



## SD-7623-GSTQ

Illuminated

Timer

LED

- Conforms to UL294
- Single-gang, stainless steel faceplate
- Field-selectable dual-color status LED (red/green)
- Built-in timer, 1~180 seconds
- 12/24 VDC Operation
- NO/NC Contacts rated 3A@24VDC



Conforms to UL Std. 294



## SD-7217-GSBQ

Buzzer

LED

DPST

- Conforms to UL294
- Single-gang, stainless steel faceplate
- Built-in buzzer with adjustable sound level
- Built-in LED for visible status
- 12/24 VDC Operation
- NO/NC Contacts rated 10A@125VAC



Conforms to UL Std. 294



## SD-7257-SSTQ *Single-gang*

Vandal

Illuminated

DPST

**NEW**

- 12-24 VDC Operation
- NO/NC Contacts rated at 2A@24VAC
- Dual color status LED (red/green)
- Built-in timer, 0.5~60 seconds, toggle, and momentary
- Built-in adjustable buzzer



Conforms to UL Std. 294



## SD-7213-GSP *Green mushroom pushbutton*

## SD-7213-RSP *Red mushroom pushbutton*

Pneumatic Timer

DPST

- Conforms to UL294
- Single-gang, stainless steel faceplate
- Built-in pneumatic timer requires no external power
- NO/NC Contacts rated 5A@125VAC
- Timer adjustable from 1~60 seconds
- Conforms to NFPA 101 Fire Codes for non-electrical breaking of contact



Conforms to UL Std. 294

# Request-to-Exit Plates



## SD-6276-SS1Q

Illuminated
Timer
SPDT

- Conforms to UL294
- Single-gang, stainless steel faceplate
- Piezoelectric buttons for indoor or outdoor use
- Dual-color LED ring shows status
- Timer adjustable 1~30 seconds or toggle
- Dual NO/NC contacts rated 2.5A@24VAC/VDC
- Weatherproof (IP65)



Conforms to UL Std. 294



## SD-6176-SS1Q

Illuminated
Timer
SPDT

- Conforms to UL294
- Slimline, stainless steel faceplate
- Piezoelectric buttons for indoor or outdoor use
- Dual-color LED ring shows status
- Timer adjustable 1~30 seconds or toggle
- Dual NO/NC contacts rated 2.5A@24VAC/VDC
- Weatherproof (IP65)



Conforms to UL Std. 294



## SD-6276-SSVQ

Illuminated
Timer
Override

- Conforms to UL294
- Single-gang, stainless steel faceplate
- Piezoelectric buttons for indoor or outdoor use
- Dual-color LED ring shows status
- Timer adjustable 1~30 seconds or toggle
- Dual NO/NC contacts rated 2.5A@24VAC/VDC
- Built-in manual override button
- Weatherproof (IP65)



Conforms to UL Std. 294



## SD-7101KBPE1Q *Slimline*

SPST

- Black pushbutton
- Stainless steel, ring guard
- N.C. Contact rated 1A@125VAC
- Weatherproof (IP65)



## SD-7101RAEX1Q

SPST

- Red pushbutton
- Stainless steel, ring guard
- N.O. Contact rated 1A@125VAC
- Weatherproof (IP65)



## SD-7204SGEX1Q *Single-gang*

## SD-7104SGEX1Q *Slimline*

Vandal
DPST

- Conforms to UL294
- Vandal-resistant, 1" diameter, stainless steel pushbutton
- "EXIT" and "SALIDA" silk-screened on plate
- NO/NC Contacts rated 50A@24VAC
- Weatherproof (IP65)



Conforms to UL Std. 294



## SD-7275SGEX1Q *Single-gang*

## SD-7175SGEX1Q *Slimline*

Vandal
Illuminated
DPST

- Conforms to UL294
- 1" diameter, illuminated 2-color, momentary pushbutton
- NO/NC Contacts rated 50A@24VAC
- "EXIT" and "SALIDA" silk-screened on plate
- Weatherproof (IP65)



Conforms to UL Std. 294

## Wave-to-Open Sensors



### Model Numbers

**SD-927PKC-NEQ**  
Single-gang, stainless steel faceplate, with built-in timer, English message

**SD-927PKC-NSQ**  
Single-gang, stainless steel faceplate, with built-in timer, Spanish message

**SD-927PKC-NFQ**  
Single-gang, stainless steel faceplate, with built-in timer, French message

**SD-927PWCQ**  
Single-gang, white plastic faceplate, with English, French, and Spanish decals

### Features

- Conforms to UL294
- No-touch – just wave a hand in front of the sensor
- Sensing range: 2<sup>3</sup>/<sub>8</sub>"~8" (6~20 cm) (SD-927PWCQ, up to 2" (5cm))
- Selectable LED color: Green to red or red to green
- SPDT relay output, 3A@24VDC
- Clean and simple no-touch operation reduces the risk of cross-contamination
- Reliable motion-sensing IR technology
- Durable, stainless steel, single-gang faceplate (except for SD-927PWCQ)
- Built-in timer, adjustable 0.5~30 sec., toggle, or as long as sensor is triggered (SD-927PWCQ timer is 0.5 sec. or as long as sensor is triggered)
- 12~24 VDC (SD-927PWCQ – 12VDC)
- Current draw: 120mA@12VDC (SD-927PWCQ – 50mA@12VDC)
- Dimensions: 2<sup>3</sup>/<sub>4</sub>"x4<sup>1</sup>/<sub>2</sub>"x1<sup>5</sup>/<sub>16</sub>" (70x115x33.5 mm)



### Specifications

Model	SD-927PKC-NxQ	SD-927PWCQ
Power	12~24 VAC/VDC	12VDC
Current drain (max)	120mA@12VDC	50mA@12VDC
Relay type	Form C dry contact, 3A@24VDC	
Switching capacity	3A@24VDC	
Response time	10mS	
LEDs	Standby	Red (selectable)
	Triggered	Green (selectable)
Output time	0.5~30 sec., toggle, or as long as sensor is triggered	0.5 sec. or as long as sensor is triggered
Sensing range	Adjustable, 2 <sup>3</sup> / <sub>8</sub> "~8" (6-20 cm)	2" (5cm)
Operating temp.	-4°~131° F (-20°~55° C)	

## Wave-To-Open Sensors with Manual Override Button



### Model Numbers

**SD-927PKC-NEVQ**  
Single-gang, stainless steel faceplate, with built-in timer, mechanical override, English message

**SD-927PKC-NSVQ**  
Single-gang, stainless steel faceplate, with built-in timer, mechanical override, Spanish message

**SD-927PKC-NFVQ**  
Single-gang, stainless steel faceplate, with built-in timer, mechanical override, French message



### Features

- Conforms to UL294
- Dual voltage, 12~24 VAC/VDC
- Range adjustable from 2<sup>3</sup>/<sub>8</sub>"~8" (6~20 cm)
- Stainless steel single-gang plate
- 3A relay, adjustable from 0.5~30 sec, toggle, or as long as hand is near the sensor
- LED illuminated sensor area for easy identification
- Quick connect screw-less terminal block
- Selectable LED colors (turns from red to green or green to red) when activated
- Adds manual override button as a backup to the sensor



### Specifications

Power	12~24 VAC/VDC	
Current drain (max)	120mA@12VDC	
Relay type	Form C dry contact, 3A@24VDC	
Switching capacity	3A@24VDC	
Response time	10mS	
LEDs	Standby	Red (selectable)
	Triggered	Green (selectable)
Output time	0.5~30 sec., toggle, or as long as sensor is triggered	
Sensing range	Adjustable, 2 <sup>3</sup> / <sub>8</sub> "~8" (6-20 cm)	
Operating temp.	-4°~131° F (-20°~55° C)	



# Outdoor Wave-to-Open Sensors



SD-9263-KSQ    SD-9163-KSQ    SD-9263-KSVQ    SD-9163-KSVQ    SD-9463-KSVQ



Intertek  
Conforms to  
UL Std. 294

## Features

- Conforms to UL294
  - Weatherproof (IP65) construction for outdoor use
  - Clean and simple no-touch operation reduces the risk of cross-contamination
  - Adjustable sensor range up to 7" (18cm)
  - SPDT Relay output, 1.2A@24VDC
  - Adjustable trigger duration 0.5~30 seconds or toggle
  - Selectable LED color: Green to red or red to green
  - 12/24 VDC Operation
  - Max. current draw ( $\pm 10\%$ ): 25mA@12VDC, 35mA@24VDC
- SD-9463-KSVQ, SD-9263-KSVQ, SD-9163-KSVQ:**
- Manual override button function in case of power failure
- SD-9263-KS1Q, SD-9163-KS1Q:**
- Spanish versions
- SD-9263-KS2Q, SD-9163-KS2Q:**
- French versions

## Model Numbers

**SD-9263-KSQ**  
*Single-gang, no-touch sensor*

**SD-9163-KSQ**  
*Slimline, no-touch sensor*

**SD-9263-KSVQ**  
*Single-gang, no-touch sensor with mechanical override*

**SD-9163-KSVQ**  
*Slimline, no-touch sensor with mechanical override*

**SD-9263-KS1Q**  
*Single-gang, no-touch sensor, Spanish message*

**SD-9263-KS2Q\***  
*Single-gang, no-touch sensor, French message*

**SD-9163-KS1Q**  
*Slimline, no-touch sensor, Spanish message*

**SD-9163-KS2Q\***  
*Slimline, no-touch sensor, French message*

**SD-9463-KSVQ**  
*Double-gang, no-touch sensor with mechanical override*

NEW

\* French versions, contact SECO-LARM for details

# Surface-Mount Wave-to-Open Sensor with Manual Override Button



Intertek  
Conforms to  
UL Std. 294

## Model Number

**SD-9773-KNEVQ**  
*Surface-Mount, Wave-to-Open sensor with mechanical override button*

NEW

## Specifications

Power	12-24 VDC	
Current drain (max.)	Standby (red)	20mA@12VDC / 26mA@24VDC
	Triggered (green)	26mA@12VDC / 32mA@24VDC
	Standby (green)	16mA@12VDC / 20mA@24VDC
	Triggered (red)	31mA@12VDC / 39mA@24VDC
Relay type	SPDT dry contact, 1A@24VDC	
Response time	10ms	
LEDs	Standby	Red†
	Triggered	Green†
Output time	0.5~30 s, toggle	
Range	1 9/16"-6" (4~15 cm)	
IP Rating	IP54‡	
Housing material	Aluminum alloy with ABS plastic	
Operating temperature	-4°~131° F (-20°~55° C)	
Dimensions	3 1/8" x 4 1/2" x 1 1/8" (80x115x28mm)	
Weight	9.5-oz (270g)	

†Color function reversible

‡When properly installed

## Features

- Conforms to UL294
- Adjustable sensor range up to 6" (15cm)
- 1A relay, adjustable trigger duration 0.5~30 seconds or toggle
- LED illuminated sensor area for easy identification
- Selectable LED colors (turns from red to green or green to red) when sensor is activated
- Aluminum alloy and ABS plastic housing
- IP54 Weather-resistant for outdoor use

## Post-Mount Wave-to-Open Sensor

### Features

- Conforms to UL294
- Adjustable sensor range up to 7" (18cm)
- Weatherproof for outdoor use (IP65)
- Stainless steel faceplate
- Hinged faceplate easily removes from box for easy wiring
- Gooseneck or wall-mountable
- Manual override button
- LED-Illuminated sensor area
- Selectable LED colors (turns from red to green or green to red) on sensor activation
- Includes heavy-duty steel box



### Model Number

**SD-9963-KSGQ**  
*Post-mount, Wave-to-Open sensor with manual override*

### Specifications

Operating voltage	12-24 VDC	
Current drain (max.)	Standby	16mA@12VDC / 25mA@24VDC
	Triggered	25mA@12VDC / 32mA@24VDC
Relay type	Form C dry contact, 1A@30VDC	
Response time	10ms	
LEDs	Standby	Red (selectable)
	Triggered	Green (selectable)
Output time	0.5-30 s or toggle	
IP Rating	IP65	
Temperature range	-4°~131° F (-20°~55° C)	
Dimensions	4"x5½"x3" (102x134x77 mm)	
Keys included	2	

## Mullion Surface-Mount RTE Bars

### Features

- Dual-colored LED Indicates status
- Momentary SPDT switch
- Operating life: Over 100,000 cycles (factory tested)
- Oversized plate for increased visibility



### Model Number

**SD-7098-SKQ**  
*RTE Bar with dual-color side LED*

### Specifications

Operating voltage	12/24 VDC
Contact rating	1A@30VDC 0.5A@125VAC
Switch type	NO/NC/COM/SPDT
Dimensions	3¼"x9¼"x7/8" (95x250x22 mm)

## 4.5" Round Push Plate

### Features

- Large, stainless steel plate button for public area usage
- International Symbol of Access and "PUSH TO OPEN" engraved for easy visual and tactile identification
- Use with SECO-LARM maglocks for an easily installed, high-security system
- Contact rating: 15A@125/250 VAC
- Momentary SPDT switch
- Operating life: Over 100,000 cycles (factory tested)
- Surface-mount plastic back box allows for quick installation, flexible mounting, and easy RF (wireless) upgrade



### Model Number

**SD-7983-SSHQ**  
*4.5" Round push plate*

### Specifications

Contact rating	15A@125/250 VAC
Switch type	NO/NC/COM (SPDT)
Contact resistance	50mΩ Max.(initial)
Operating life	100,000 Cycles (factory tested)
Operating travel	1.27mm
Flammability rating	UL94HB
Material	Stainless Steel/ABS Plastic
Dimensions	5⅞"x5⅞"x2⅞" (130x130x54 mm)
Operating temp.	32°~221° F (0°~105° C)
Weight	16.5-oz (467g)

## RF Wireless RTE Transmitters



SD-8202GT-PEQ



SD-862T-GWSQ

### Features

#### SD-8202GT-PEQ:

- Single-gang, stainless steel faceplate
- For hard-to-wire installations
- Range of 250ft (76m)

#### SD-862T-GWSQ:

- Completely wireless and portable
- Range of 250ft (76m)
- Useful for hard-to-wire installations
- Use in offices, factories, institutions, or residences
- Desk mount or wall mount wireless RTE button

- 2" Square illuminated pushbutton
- Built-in RF transmitter (similar to SK-919T1-GBWQ; see page 92~93 for compatible receivers)

- No exposed antenna
- Single-gang faceplate
- 2" square pushbutton
- Back box included
- 9V alkaline battery included
- Compatible with SECO-LARM 315MHz receivers (see pages 92~93)

### Model Numbers

#### SD-8202GT-PEQ

Wireless 2" square, illuminated green pushbutton, 315MHz

#### SD-862T-GWSQ

Wireless 2" square, green pushbutton, with backbox, 315MHz

### Accessories

#### SK-910RBQ

315MHz 1-Channel RF receiver (see page 92)



#### SK-910RB2Q

315MHz 2-Channel RF receiver (see page 92)



#### SK-910RD3

315MHz 3-Channel RF receiver (see page 93)



#### SK-910RD4

315MHz 4-Channel RF receiver (see page 93)



## Microwave RTE Sensor

### Features

- 12~24 VDC Operating voltage
- 24.150GHz Microwave Doppler technology
- 10ft (3m) Sensing range, adjustable
- Adjustable relay output time, 1~33 s
- Small size allows for a wide range of applications
- Universally compatible, install the sensor above automatic doors for no-touch ingress/egress
- More consistent detection in large areas and over a wide range of temperatures
- Indoor use only



### Model Number

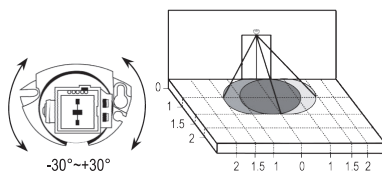
#### SD-R400-BQ

Microwave RTE sensor

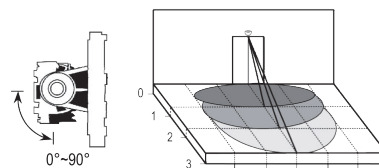
### Specifications

Operating voltage	12~24 VDC	
Current draw	Standby	23mA@12VDC / 14mA@24VDC
	Active	39mA@12VDC / 21mA@24VDC
Sensor frequency	24.150GHz	
Sensor range	3'~10' (0.9~3m), adjustable	
Min. detection speed	5cm/s	
Output relay	2A@30VDC (0.5A@125VAC) Dry relay, NO/NC/COM	
Relay output time	1~33 s	
Mounting height	6'~10' (1.8~3 m)	
Cable length	8' (2.5m)	
LED Indicator	Red on relay activation	
Case material	Black ABS/Polycarbonate	
Operating temp.	-4°~131° F (-20°~55° C)	
Dimensions	3 1/8" x 2 3/8" x 2 1/8" (80x60x54 mm)	
Weight	2.5-oz (70g)	

### Detection Area



Horizontal Area of Detection



Vertical Area of Detection

## Request-to-Exit Key Switch Plates



SD-72051-V0, SD-72002-V0



SD-71051-V0, SD-71002-V0

### Features

#### SD-72051-V0 and SD-71051-V0:

- N.C. Turn-to-Open
- Stainless steel plate
- Includes shunt ON, momentary OFF spring loaded keylock switch
- Switch is maintained ON, springs back from OFF
- Key is removable from the ON position
- Replacement key available (SS-090KN-0)

#### SD-72002-V0 and SD-71002-V0:

- N.C. Turn-to-Open
- Stainless steel plate
- Includes maintained ON/OFF keylock switch
- Switch can be left ON or OFF
- Key is removable from the ON or OFF position
- Replacement key available (SS-090KN-0)

### Model Numbers

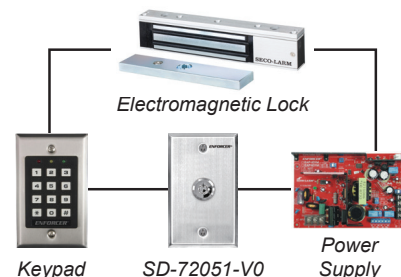
**SD-72051-V0**  
*Single-gang, momentary*

**SD-72002-V0**  
*Single-gang, shunt*

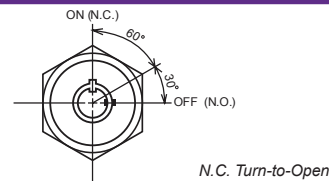
**SD-71051-V0**  
*Slimline, momentary*

**SD-71002-V0**  
*Slimline, shunt*

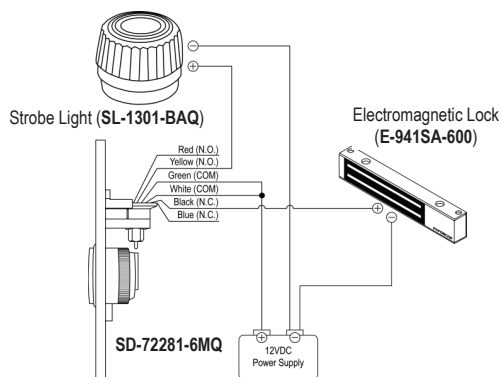
### Application



### Keylock Switch Type



## Mortise Cylinder Key Switches with LEDs



### Features

- Acts as a backup for access control systems so that the system does not rely on the integrity of a single device
- For electric lock control or alarm panels
- Keyed mortise cylinder (2 keys included)
- Mortise cylinder removable for ease of keying

- Flush-mount with vandal-resistant screws
- Back plate fits to single-gang box
- Stainless steel cover conceals screws
- DPDT switch rated 5A@125VAC
- Color-coded wires
- Red and green LEDs to indicate switch status (On/Off)

### Model Numbers

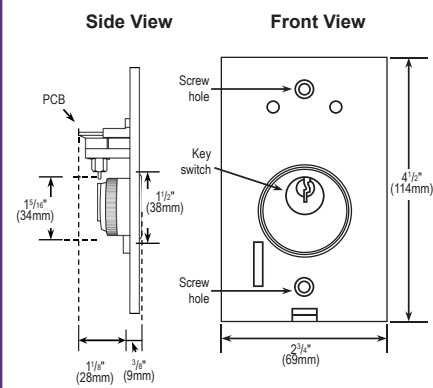
**SD-72231-6MQ**  
*Single-gang, maintained*

**SD-72281-6MQ**  
*Single-gang, momentary*

### Specifications

Switch type	DPDT Switch
Contact rating	5A@125VAC, NO/NC
Dimensions	2 <sup>3</sup> / <sub>4</sub> "x4 <sup>1</sup> / <sub>2</sub> "x1 <sup>7</sup> / <sub>16</sub> " (69x114x37 mm)

### Dimensions



# Tubular Key Lock Switches

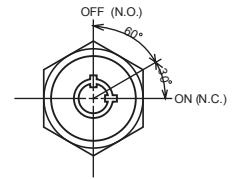
PATENTED



SS-090

## SS-090 *Shunt ON/OFF, two terminals, SPST*

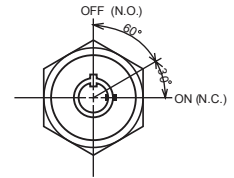
- Maintained ON/OFF, key removable from both ON and OFF positions
- Commonly used as an ON/OFF switch to arm/disarm alarm or shunt zone
- Rated 2A@12VDC
- N.O. Turn to close
- Replacement keys available (see chart)



SS-090-1H0

## SS-090-1H0 *Shunt ON/OFF, two terminals, SPST*

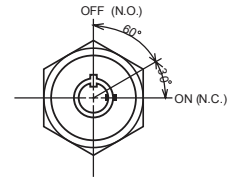
- Maintained ON/OFF, key removable from OFF position only
- Commonly used in situations that require return of key to ensure that device is OFF
- N.O. Turn to close
- Replacement key available (SS-090KN-0)



SS-095

## SS-095 *Momentary ON, shunt OFF, two terminals, SPST*

- Maintained OFF, springs back from ON; key removable from ON position only
- Commonly used for momentary arm/disarm alarm inputs or other applications requiring high-security momentary ON
- N.O. Turn to close
- Replacement keys available (see chart)



## Spare / Replacement Keys

### SS-090KN



- Replacement keys for tubular key lock switches
- Eleven different key numbers available (1300-1310)
- See the chart below for which key numbers are available for each key lock and the correct key lock part numbers for ordering

## Ordering Information

Key #	SS-090	SS-095	SS-090-1H0	SS-090KN
1300	SS-090-2H0	SS-095-1H0	SS-090-1H0	SS-090KN-0
1301	SS-090-2H1	SS-095-1H1	N/A	SS-090KN-1
1302	SS-090-2H2	SS-095-1H2	N/A	SS-090KN-2
1303	SS-090-2H3	SS-095-1H3	N/A	SS-090KN-3
1304	SS-090-2H4	SS-095-1H4	N/A	SS-090KN-4
1305	SS-090-2H5	SS-095-1H5	N/A	SS-090KN-5
1306	SS-090-2H6	N/A	N/A	SS-090KN-6
1307	SS-090-2H7	N/A	N/A	SS-090KN-7
1308	SS-090-2H8	N/A	N/A	SS-090KN-8
1309	SS-090-2H9	N/A	N/A	SS-090KN-9
1310	SS-090-2HX	N/A	N/A	SS-090KN-X

## Accessories

**SS-199Q**  
Stainless steel slimline plate with 3/4" (19mm) "D" hole



**SS-299Q**  
Stainless steel single-gang plate with 3/4" (19mm) "D" hole



# Wireless Video Door Phone



## Features

- Wireless operation – camera and monitor can operate from up to 492ft (150m)\* away
- Remotely and securely talk to visitors and unlock doors or gates via the monitor
- Monitor can be carried around the premises while talking to the visitor
- Connect up to two additional monitors and one additional camera†
- Intercom calling between paired monitors†
- Camera has built-in IR LEDs for nighttime use
- Camera powered by 9~16 VAC/5~16 VDC
- Camera includes a built-in PIR sensor that activates the camera and takes photos of the visitor when they approach
- Monitor includes a kickstand
- Monitor front door at any time
- Egress input
- 170° wide field of view
- Adjustable camera pan and tilt angle — up to 20° from centerline in any direction — to allow for mounting variations

## Specifications

Camera		Monitor		
Type	Color camera	Display	7" (178mm) TFT	
Chip	CMOS	Operating voltage	12VDC (adapter) or 3.7VDC (battery)	
Resolution	640 TV Lines	Current draw	Active: 600mA@3.7VDC Standby: 5mA@3.7VDC	
Lens	2mm	Battery life	Active: ~2.5 Hours Standby: ~7 Days	
Field of view	170°	Antenna gain	0dBi	
Camera angle adjustment	Up to 20° any direction	Modulation type	GFSK	
Operating voltage	9~16 VAC/5~16 VDC	Operating frequency	2402~2480 MHz	
Relock delay	3/6/8 Seconds	Wireless range	492' (150m)*	
Relay output	3A@24VAC/24VDC	Operating temperature	32°~95° F (-5°~35° C)	
Current draw	Active	300mA@12VDC	Dimensions	8"x6"x1 1/8" (203x153x27 mm)
	Standby	15mA@12VDC		
Battery life	Active	~7 Hours		
	Standby	~60 Days		
Dimensions (with bracket)	3 1/8"x5 11/16"x1 15/16" (80x144x50 mm)			
Operating temperature	14°~122° F (-10°~50° C)			

\*Line-of-sight range. Actual range may vary depending on the installation and operating environment.  
†Additional monitors and camera sold separately.

## Model Number

**DP-266-1C7Q**  
Camera and monitor set



## Accessories

**DP-266-M7Q**  
Additional monitor



**DP-266-BM7**  
Replacement Rechargeable Lithium-Ion Battery for Monitor



**DP-266-CAQ**  
Additional camera



**DP-266-BC7**  
Replacement rechargeable lithium ion battery for Camera



## Special Features



**Unlocks Doors**  
Allows access remotely via the monitor



**Wireless Operation**  
Range: Up to 492ft (150m)

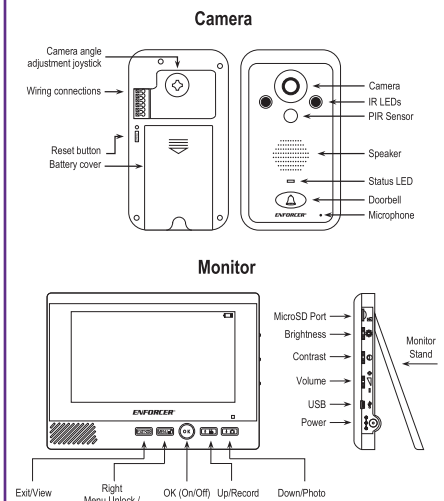


**2 Cameras, 3 Monitors**  
Pair up to 3 monitors with 2 camera



**Adjustable Viewing Angle**  
Larger variety of viewing angles

## Overview



# Hands-Free Video Door Phone

## Model Number

**DP-264-1C7Q**  
Camera and monitor set

## Specifications

Camera	
Type	Color camera
CMOS	1/3" CMOS sensor
Resolution	700 TV lines
Lens	2.1mm
Relay output	3A@30VDC max. dry contact
Operating temperature	-13°~149°F (-25°~65°C)
Current draw	150mA
IP Rating	IP65
Dimensions	4 7/16" x 5 3/8" x 2 1/16" (112 x 136 x 52 mm)
Weight	1-lb 6-oz (750g)
Monitor	
Display	7" Color TFT
Operating voltage	18VDC
Relock delay	5 seconds
E-lock delay	1 second
Current draw	Standby: 20mA
Dimensions	9 1/2" x 6 5/8" x 1" (241 x 161 x 25 mm)
Weight	1-lb 2-oz (560g)

## Features

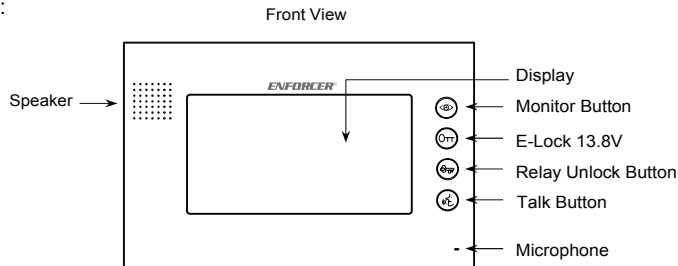


## Features

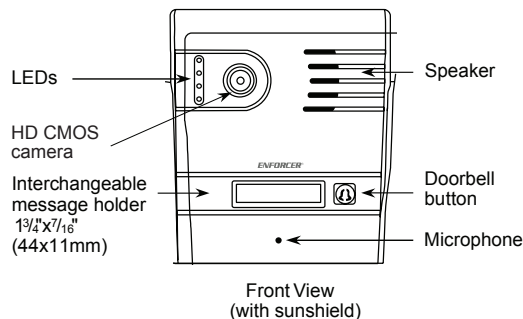
- Simple 2-wire connection
- Remotely and securely talk to visitors and unlock doors, gates, etc. from the monitor
- Easily connect 2 additional monitors and an additional camera
- Camera has four IR LEDs for nighttime operation
- Weatherproof, IP65 (Camera only)
- Built-in microphone and speaker for hands-free two-way communication
- Soft-touch button operation
- Adjustable color tone, brightness, speaker, and ringer volume
- 700 TV Lines resolution, large 7" screen

## Overview

Monitor Unit:



Camera Unit:



## Accessories

**DP-264-M7Q**  
Additional Hands-Free Monitor



**DP-264-CQ**  
Additional Camera



**DP-264-MSQ**  
Indoor Monitor Bracket



\*Additional monitors and cameras sold separately

## Alarm Pager System



### Features

- Monitors up to three zones per premises or vehicle, plus manual paging
- Connect to nearly any type of burglar alarm control panel, vehicle alarm, communications panel, etc.
- One positive and two negative instant trigger inputs
- Range: Up to one half mile (4W output)
- Over two million possible coding combinations
- Code-learning receiver learns up to three transmitters
- Color LEDs (Green, Orange, or Red) on the receiver indicate which zone of the premises or vehicle was triggered
- EEPROM memory stores codes for up to one year without power
- Audible or vibrating page indicator
- Belt-clip receiver included
- Stores the last six pages for easy recall
- Unattended page indicator
- Low battery indicator
- Receiver uses two AAA batteries (not included)
- Extra vibrating receiver available (E-37RV)
- Connect to a CB antenna, car AM radio antenna (adapter cable included), or external antenna (E-37ANT)

\* Range may vary greatly depending on installation and operating environment.

### Model Number

#### E-37EV

Range: 1/2 mile (800m)

### Accessories

#### E-37RV

Additional vibrating receiver



#### E-37ANT

Optional external antenna



### Specifications

Model	E-37EV	
	Transmitter	Receiver
Range	Up to 1/2 mile (800m)*	
Operating frequency	27MHz	N/A
Memory capacity	Over 2 million codes	Up to 3 transmitter codes
Operating voltage	12VDC	3VDC (2x AAA batteries)
Current draw	1A (active)	50mA
RF output power	4W max.	N/A
Weight	5.1-oz (145g)	1.6-oz (45g) (without battery)
Dimensions	4 1/8"x3 1/8"x1 5/16" (105x79x33 mm)	3"x2 1/8"x5/8" (75x54x16 mm)

## Wireless Intercom



### Features

- Simple and easy setup
- Encrypted transmission offers security and protection
- Range up to 1,000ft (300m)\*
- 4 Selectable channels
- Connect up to 16 wireless intercoms
- Each intercom has adjustable volume
- Indicator LEDs show mode and status
- Powered by batteries (alkaline or rechargeable) or power adapter (both not included)
- 4 Communication modes: full broadcast to all stations, talk on a single channel, private talk, and hands free
- Fail-safe design: if an intercom loses connection it automatically reconnects to other intercoms

\* Range may vary greatly depending on installation and operating environment.

### Model Numbers

#### DP-T100-2Q

Wireless Intercom Starter Kit – 2 Intercoms

#### DP-T100-1Q

Wireless Intercom – Additional

### Specifications

Power	12VDC/500mA adapter (2.1mm) or 1.5V AA alkaline/rechargeable batteries x 4
Frequency	902–928 MHz (frequency hopping)
Channels	4
Max. RF Power	57.2mW
Range	1,000' (300m)*
Dimensions	7 1/2"x3 1/2"x1 1/4" (190x89x32 mm)
Weight	5.3-oz (150g)



# Programmable Timers

## Features

### SA-025Q

- Can be triggered via N.O. positive (+) trigger, N.C. negative (-) trigger, or by powering up the unit
- Relay can be programmed to activate at the start or at the end of the timing cycle
- Built-in reset function
- Timer can be set from 1s to 60min
- Programmable for pulse (flash) activation
- LED indicates relay is energized
- Functions programmed via DIP switches – no jumpers to cut
- For more information see page 120



## Model Numbers

### SA-025Q

Programmable timer with case

### SA-025MQ

Multi-Function Timer/Counter

### SA-026Q

Mini programmable timer

## Specifications

Model	SA-025Q	SA-026Q
Operating voltage	12~24 VDC	12~24 VAC/VDC
Current	Standby	1mA
	Active	40mA
Form C relay	10A@24VDC	3A@24VDC

## Specifications (SA-025MQ only)

Operating voltage	12~24 VDC	
Current draw	Standby	20~40mA@12/24 VDC
	Active	65~100mA@12/24 VDC (relay and buzzer activated)
Inputs	Trigger	N.O.+ or N.C.–
	Reset	N.O.–
Output	10@24VDC NO/NC/COM Dry Form C relay	
Audio and visual indicators	Display	For programming and status
	Red LED	Relay output indicator
	Buzzer	For programming and warning
Operating temperature	–40°~158° F (–40°~70° C)	
Dimensions	2 <sup>11</sup> / <sub>16</sub> "x1 <sup>1</sup> / <sub>8</sub> "x3 <sup>1</sup> / <sub>4</sub> " (68x28x83 mm)	
Weight	2.8-oz (79.2g)	

## Features

### SA-025MQ

- 12~24 VDC (auto-sensing) operation
- Low current draw
- Form C relay output (10A@24VDC)
- 7 modes easily programmable with pushbuttons and LED display (auto door closure, guard timer, pulse extender / false trigger avoidance, timed relay output, timed pulse relay output, input counter, input timer)
- Mode and last programmed settings remain after power loss
- Timer can be set from 1s~11h 59min
- Can be set to trigger notification (red LED and/or buzzer) and/or relay output
- Can be triggered by N.O.+ or N.C.– input
- Relay can be programmed to trigger at the start or end of the timing cycle, or to toggle
- Relay can be programmed to trigger (0.5s on / 0.5s off) or steady on
- Includes reset input (N.O.–) to manually reset cycle



## Features

### SA-026Q

- Adjustable timer from 1~180 seconds via an onboard potentiometer
- NO/NC Switch trigger
- Relay output: Form C (SPDT) via terminal blocks
- Includes double-sided foam tape
- For more information see page 120



## 365-Day Annual Timer

### Features

- Wide operating voltage range – 10~48 VDC, 12~24 VAC
- Two N.O. or N.C. Form C relays, 10A@14VDC, with one egress input per relay
- 99 Programmable events per relay (total, 198) set weekly, daily, or hourly, over a year
- 20 Programmable holiday events – each holiday event from 1~31 days in duration
- Block programming allows events to be repeated
- EEPROM Memory for safe data protection in case of power failure
- No clock battery to replace - built-in super capacitor saves date/time 7-10 days after power loss
- Built-in leap year compensation, auto US/EU switch to Daylight Savings Time or manual DST
- Smart backup battery charger for external backup battery (not included) extends battery life
- Easy troubleshooting status checks – relay test, input voltage, backup battery voltage/charge

Upgraded



- Passcode protection can be turned ON or OFF
- First-person-in (first-man-in, FM) function interrupts the normal operation of the annual timer
- Event outputs can be programmed to disable, ON, OFF, shunt, or momentary (1~99 seconds)
- Tandem mode allows both relays to operate simultaneously

### Model Number

SA-027HQ

### Specifications

Operating voltage	10~48 VDC / 12~24 VAC
Number of relays	2 Form C
Relay contact rating	10A@14VDC
Relay active current draw	110mA@12VDC ±10% (per channel)
Standby current draw	14mA@12VDC ±10%
Backup battery type	12VDC (supports lead-acid compatible battery, not included)
Battery charge	Smart charge, 50mA max., battery ≥11.5V and ≤12.8V
Event capacity	99 per relay
Operating temperature	-4°~167° F (-20°~75° C)
Dimensions	4½"x3"x1½" (105x76x33 mm)
Weight	5.6-oz (158g)

## 7-Day Timer

### Features

- Wide operating voltage range – 10~48 VDC, 12~24 VAC
- One (1) N.O. or N.C. Form C relay, 10A@14VDC, with an egress input
- First-person-in (first-man-in, FM) function interrupts the normal operation of the timer
- 60 Programmable events set weekly, daily, or hourly, over a week
- Programmable holiday event – holiday from 1~31 days in duration
- EEPROM Memory for safe data protection in case of power failure
- No clock battery to replace - built-in super capacitor saves date/time 7-10 days after power loss
- Easy troubleshooting status checks – relay test, input voltage
- Passcode protection can be turned ON or OFF

Upgraded



- Event outputs can be programmed to disable, ON, OFF, shunt, or momentary (1~99 seconds)
- Enable/Disable 1-hour offset as a quick setting during Daylight Savings Time
- Large alphanumeric white backlit LCD display for easy programming

### Model Number

SA-027WQ

### Specifications

Operating voltage	10~48 VDC / 12~24 VAC
Number of relays	One (1) Form C
Relay contact rating	10A@14VDC
Relay active current draw	110mA@12VDC ±10%
Standby current draw	14mA@12VDC ±10%
Event capacity	60 events
Operating temperature	-4°~167° F (-20°~75° C)
Dimensions	4½"x3"x1½" (105x76x33 mm)
Weight	5.6-oz (158g)

# ENFORCER®

# Everything CCTV

*We've got you covered!*

**IP Cameras**

**NVR**

**NVR & Camera Kits**



SECO-LARM Offers a Complete Line of ENFORCER CCTV Products



**HDMI®**  
HIGH-DEFINITION MULTIMEDIA INTERFACE

**ONVIF®** | **GST**

**NDAA COMPLIANT**

The terms HDMI, HDMI High-Definition Multimedia Interface, HDMI trade dress and the HDMI Logos are trademarks or registered trademarks of HDMI Licensing Administrator, Inc. ONVIF® is a trademark of ONVIF, Inc.



### IP Cameras

- Up to 4K@30FPS
- Up to 12 AI functions
- True WDR
- Day/Night ICR
- Smart IR



### 4K Network Video Recorders

- 4/8/16 Channels
- Supports 4K cameras
- 1/2/4/6/10 TB HDD
- Built-in PoE ports



### NVR and Camera Kits

- 4/8/16 Channels with 4/6/12 cameras (5MP)
- Plug & Play wizard setup
- Up to 12 AI functions

**SECO-LARM® U.S.A., Inc.**

16842 Millikan Avenue, Irvine, CA 92606

**Tel:** (800) 662-0800 **Email:** sales@seco-larm.com

**Fax:** (949) 261-7326 **Website:** www.seco-larm.com



Copyright © 2023 SECO-LARM U.S.A., Inc. All rights reserved.

All trademarks are the property of SECO-LARM U.S.A., Inc. or their respective owners. The SECO-LARM policy is one of continual development. For that reason, SECO-LARM reserves the right to change prices and specifications without notice. SECO-LARM is not responsible for misprints.

**SECO-LARM® ENFORCER® CRIMEBUSTER® CBA® SLI®**

## 4K 4-Channel IP Camera Kit



### Model Number

**DRN-K104-04**  
4-Channel NVR+4 cameras

NEW

### Specifications

Camera Support	Up to 8MP (4K)
Incoming bandwidth	50Mbps
Outgoing bandwidth	48Mbps
HDMI Output	Up to 4K
VGA Output	Up to 1920x1080
Frame rate	4K: Up to 30FPS, 4MP: Up to 60FPS, 2MP: Up to 120FPS
Compression	H.265+/H.265/H.264+/H.264
AI	Support
PoE Input	4xRJ45
Alarm I/O	None
Power supply	48VDC@1.2A
HDD	1 SATA HDD, up to 10TB
Dimensions (NVR) (WxDxH)	11 <sup>13</sup> / <sub>16</sub> "x8 <sup>15</sup> / <sub>16</sub> "x2 <sup>1</sup> / <sub>16</sub> " (300x227x53 mm)

IP

2TB

PoE

ONVIF

4K Resolution

NDA COMPLIANT

### Features

- 4x EV-N2506-2W4WQ 5MP 2.8mm Turret Cameras included (see page 65)
- Compatible with 8MP (4K) IP Cameras
- Wizard assistance for easy first time set up
- Plug-and-Play feature
- 4x Built-in PoE Ports (IEEE 802.3af/at)
- VGA and HDMI outputs with up to 4K resolution
- 2TB HDD included
- Other HDD sizes available by special order, including 1/4/6/8/10 TB
- Tri Stream Encoding
- Live view recording and playback up to 4K@30FPS
- ONVIF Profile S conformant
- Easy app setup with QR code, see page 64
- P2P for simple remote connections using PC or mobile device
- 9 AI functions including human and vehicle detection
- Facial recognition (only with optional EV-N2806-2W4WQ, see page 68)



App and PC software available, See page 64

## 4K 8-Channel IP Camera Kit



### Model Number

**DRN-K108-06**  
8-Channel NVR+6 cameras

NEW

### Specifications

Camera Support	Up to 8MP (4K)
Incoming bandwidth	76Mbps
Outgoing bandwidth	32Mbps
HDMI Output	Up to 4K
VGA Output	Up to 1920x1080
Frame rate	4K: Up to 30FPS, 4MP: Up to 60FPS, 2MP: Up to 120FPS
Compression	H.265+/H.265/H.264+/H.264
AI	Support
PoE Input	8xRJ45
Alarm I/O	None
Power supply	48VDC@1.5A
HDD	1 SATA HDD, up to 10TB
Dimensions (NVR) (WxDxH)	11 <sup>13</sup> / <sub>16</sub> "x8 <sup>15</sup> / <sub>16</sub> "x2 <sup>1</sup> / <sub>16</sub> " (300x227x53 mm)

IP

2TB

PoE

ONVIF

4K Resolution

NDA COMPLIANT

### Features

- 6x EV-N2506-2W4WQ 5MP 2.8mm Turret Cameras included (see page 65)
- Compatible with 8MP (4K) IP Cameras
- Wizard assistance for easy first time set up
- Plug-and-Play feature
- 8x Built-in PoE Ports (IEEE 802.3af/at)
- VGA and HDMI outputs with up to 4K resolution
- 2TB HDD included
- Other HDD sizes available by special order, including 1/4/6/8/10 TB
- Tri Stream Encoding
- Live view recording and playback up to 4K@30FPS
- ONVIF Profile S conformant
- Easy app setup with QR code, see page 64
- P2P for simple remote connections using PC or mobile device
- 9 AI functions including human and vehicle detection
- Facial recognition (only with optional EV-N2806-2W4WQ, see page 68)



App and PC software available, See page 64

# 4K 16-Channel IP Camera Kit


**IP**
**4TB**
**PoE**
**ONVIF**
**4K Resolution**
**NDA COMPLIANT**
**Model Number**
**DRN-K116-12**  
 16-Channel NVR+12 cameras

**NEW**
**Specifications**

Camera Support	Up to 8MP (4K)
Incoming bandwidth	112Mbps
Outgoing bandwidth	96Mbps
HDMI Output	Up to 4K
VGA Output	Up to 1920x1080
Frame rate	4K: Up to 45FPS, 4MP: Up to 90FPS, 2MP: Up to 180FPS
Compression	H.265+/H.265/H.264+/H.264
AI	Support
PoE Input	16xRJ45
Alarm I/O	8 In / 1 Out
Power supply	48VDC@3.75A
HDD	2 SATA HDD, each HDD up to 10TB
Dimensions (NVR) (WxDxH)	14 <sup>7</sup> / <sub>8</sub> "x13 <sup>3</sup> / <sub>8</sub> "x2" (378x340x50 mm)



App and PC software available, See page 64

**Features**

- 12x EV-N2506-2W4WQ 5MP 2.8mm Turret Cameras included (see page 65)
- Compatible with 8MP (4K) IP Cameras
- Wizard assistance for easy first time set up
- Plug-and-Play feature
- 16x Built-in PoE Ports (IEEE 802.3af/at)
- VGA and HDMI outputs with up to 4K resolution
- 4TB HDD included
- Other HDD sizes available by special order, including 1/2/6/8/10 TB
- Tri Stream Encoding
- Live view recording and playback up to 4K@45FPS
- ONVIF Profile S conformant
- 8 Sensor inputs, 1 alarm relay output
- Easy app setup with QR code, see page 64
- P2P for simple remote connections using PC or mobile device
- 9 AI functions including human and vehicle detection
- Facial recognition (only with optional EV-N2806-2W4WQ, see page 68)

**Specifications**

Model	DRN-K104-04	DRN-K108-06	DRN-K116-12	
<b>Video</b>	Camera Support	Up to 8MP (4K)		
	Incoming bandwidth	50Mbps	76Mbps	112Mbps
	Outgoing bandwidth	48Mbps	32Mbps	96Mbps
	HDMI Output	1024x768, 1280x720, 1280x1024, 1440x900, 1920x1080, 2560x1440, 3840x2160 (4K)		
	VGA Output	1024x768, 1280x720, 1280x1024, 1440x900, 1920x1080		
	Frame rate	4K: Up to 30FPS, 4MP: Up to 60FPS, 2MP: Up to 120FPS		4K: Up to 45FPS, 4MP: Up to 90FPS, 2MP: Up to 180FPS
	Compression	H.265+/H.265/H.264+/H.264		
	AI	Support		
<b>Auxiliary Interface</b>	Playback function	Fast forward/ backward (2x, 4x, 8x, 16x) Slow forward (1/2x, 1/4x, 1/8x, 1/16x)		
	HDMI output	1 Output		
	VGA output	1 Output		
	PoE input	4x RJ45	8x RJ45	16x RJ45
	USB	USB2.0 x 1 front & 1 rear		
	Alarm I/O	None	None	8 In / 1 Out
	HDD	1 SATA HDD, up to 10TB	1 SATA HDD, up to 10TB	2 SATA, each HDD up to 10TB
<b>General</b>	Power supply	48VDC@1.2A	48VDC@1.5A	48VDC@3.75A
	Power consumption	5W	6W	8W
	Dimensions (NVR) (WxDxH)	11 <sup>3</sup> / <sub>16</sub> "x8 <sup>15</sup> / <sub>16</sub> "x2 <sup>1</sup> / <sub>16</sub> " (300x227x53 mm)		14 <sup>7</sup> / <sub>8</sub> "x13 <sup>3</sup> / <sub>8</sub> "x2" (378x340x50 mm)

## 4-Channel Network Video Recorder



IP

2TB

PoE

ONVIF

4K Resolution

NDA COMPLIANT

### Model Number

**DRN-104-2TB**  
4-Channel NEW

### Specifications

Camera Support	Up to 8MP (4K)
Incoming bandwidth	50Mbps
Outgoing bandwidth	48Mbps
HDMI Output	Up to 4K
VGA Output	Up to 1920x1080
Frame rate	4K: Up to 30FPS, 4MP: Up to 60FPS, 2MP: Up to 120FPS
Compression	H.265+/H.265/H.264+/H.264
AI	Support
PoE Input	4xRJ45
Alarm I/O	None
Power supply	48VDC@1.2A
HDD	1 SATA HDD, up to 10TB
Dimensions (WxDxH)	11 <sup>13</sup> / <sub>16</sub> "x8 <sup>15</sup> / <sub>16</sub> "x2 <sup>1</sup> / <sub>16</sub> " (300x227x53 mm)

### Features

- Compatible with 8MP (4K) IP Cameras
- Wizard assistance for easy first time set up
- 4x Built-in PoE Ports (IEEE 802.3af/at)
- VGA and HDMI outputs with up to 4K resolution
- 2TB HDD included
- Other HDD sizes available by special order, including 1/4/6/8/10 TB
- Tri Stream Encoding
- Live view recording and playback up to 4K@30FPS
- ONVIF Profile S conformant
- Easy app setup with QR code, see page 64
- P2P for simple remote connections using PC or mobile device
- Supports up to 12 AI functions (some only with EV-N2806-2W4WQ, see page 68)
- Facial recognition (only with EV-N2806-2W4WQ, see page 68)

App and PC software available, See page 64

## 8-Channel Network Video Recorder



IP

2TB

PoE

ONVIF

4K Resolution

NDA COMPLIANT

### Model Number

**DRN-108-2TB**  
8-Channel NEW

### Specifications

Camera Support	Up to 8MP (4K)
Incoming bandwidth	76Mbps
Outgoing bandwidth	32Mbps
HDMI Output	Up to 4K
VGA Output	Up to 1920x1080
Frame rate	4K: Up to 30FPS, 4MP: Up to 60FPS, 2MP: Up to 120FPS
Compression	H.265+/H.265/H.264+/H.264
AI	Support
PoE Input	8xRJ45
Alarm I/O	None
Power Supply	48VDC@1.5A
HDD	1 SATA HDD, up to 10TB
Dimensions (WxDxH)	11 <sup>13</sup> / <sub>16</sub> "x8 <sup>15</sup> / <sub>16</sub> "x2 <sup>1</sup> / <sub>16</sub> " (300x227x53 mm)

### Features

- Compatible with 8MP (4K) IP Cameras
- Wizard assistance for easy first time set up
- 8x Built-in PoE Ports (IEEE 802.3af/at)
- VGA and HDMI outputs with up to 4K resolution
- 2TB HDD included
- Other HDD sizes available by special order, including 1/4/6/8/10 TB
- Tri Stream Encoding
- Live view recording and playback up to 4K@30FPS
- ONVIF Profile S conformant
- Easy app setup with QR code, see page 64
- P2P for simple remote connections using PC or mobile device
- Supports up to 12 AI functions (some only with EV-N2806-2W4WQ, see page 68)
- Facial recognition (only with EV-N2806-2W4WQ, see page 68)

App and PC software available, See page 64

# 16-Channel Network Video Recorder

## Model Number

**DRN-116-4TB**  
16-Channel

**NEW**



**IP**

**4TB**

**PoE**

**ONVIF**

**4K Resolution**

**NDA COMPLIANT**

## Specifications

Camera Support	Up to 8MP (4K)
Incoming bandwidth	112Mbps
Outgoing bandwidth	96Mbps
HDMI Output	Up to 4K
VGA Output	Up to 1920x1080
Frame rate	4K: Up to 45FPS, 4MP: Up to 90FPS, 2MP: Up to 180FPS
Compression	H.265+/H.265/H.264+/H.264
AI	Support
PoE Input	16xRJ45
Alarm I/O	8 In / 1 Out
Power supply	48VDC@3.75A
HDD	2 SATA HDD, each HDD up to 10TB
Dimensions (WxDxH)	14 <sup>7</sup> / <sub>8</sub> "x13 <sup>3</sup> / <sub>8</sub> "x2" (378x340x50 mm)



App and PC software available, See page 64

## Features

- Compatible with 8MP (4K) IP Cameras
- Wizard assistance for easy first time set up
- 16x Built-in PoE Ports (IEEE 802.3af/at)
- VGA and HDMI outputs with up to 4K resolution
- 4TB HDD included
- Other HDD sizes available by special order, including 1/2/6/8/10 TB
- Tri Stream Encoding
- Live view recording and playback up to 4K@45FPS
- ONVIF Profile S conformant
- Easy app setup with QR code, see page 64
- P2P for simple remote connections using PC or mobile device
- 8 Sensor inputs, 1 alarm relay output
- Supports up to 12 AI functions (some only with EV-N2806-2W4WQ, see page 68)
- Facial recognition (only with EV-N2806-2W4WQ, see page 68)

## Specifications

Model	DRN-104-2TB	DRN-108-2TB	DRN-116-4TB	
<b>Video</b>	Camera Support	Up to 8MP (4K)		
	Incoming bandwidth	50Mbps	76Mbps	112Mbps
	Outgoing bandwidth	48Mbps	32Mbps	96Mbps
	HDMI Output	1024x768, 1280x720, 1280x1024, 1440x900, 1920x1080, 2560x1440, 3840x2160 (4K)		
	VGA Output	1024x768, 1280x720, 1280x1024, 1440x900, 1920x1080		
	Framerate	4K: Up to 30FPS, 4MP: Up to 60FPS, 2MP: Up to 120FPS		4K: Up to 45FPS, 4MP: Up to 90FPS, 2MP: Up to 180FPS
	Compression	H.265+/H.265/H.264+/H.264		
	AI	Support		
Playback function	Fast forward/ backward (2x, 4x, 8x, 16x)			
	Slow forward (1/2x, 1/4x, 1/8x, 1/16x)			
<b>Auxiliary Interface</b>	HDMI output	1 Output		
	VGA output	1 Output		
	PoE input	4x RJ45	8x RJ45	16x RJ45
	USB	USB2.0 x 1 front & 1 rear		
	Alarm I/O	None	None	8 In / 1 Out
	HDD	1 SATA HDD, up to 10TB	1 SATA HDD, up to 10TB	2 SATA, each HDD up to 10TB
<b>General</b>	Power supply	48VDC@1.2A	48VDC@1.5A	48VDC@3.75A
	Power consumption	5W	6W	8W
	Dimensions (WxDxH)	11 <sup>13</sup> / <sub>16</sub> "x8 <sup>15</sup> / <sub>16</sub> "x2 <sup>1</sup> / <sub>16</sub> " (300x227x53 mm)		14 <sup>7</sup> / <sub>8</sub> "x13 <sup>3</sup> / <sub>8</sub> "x2" (378x340x50 mm)

## SL Vision

### Experience the convenience



Experience the convenience of *SL Vision* in the palm of your hand, giving you secure and reliable mobile access to your CCTV system for greater peace of mind when you're away. Take control of your cameras and receive alerts no matter where you are. Available for iOS and Android devices.



Available for iOS  
(11.0 and above)  
and  
Android  
(5.0 and above)

#### Live View

View up to 16 channels concurrently

#### Search

Search based on various parameters

#### AI Search

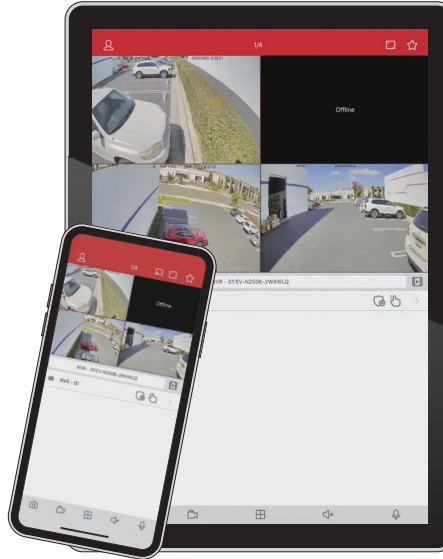
Human, vehicle, facial recognition, license plate, etc.

#### Instant Notifications

Immediate alerts based on your set parameters

#### 2-Way Audio

Listen or speak through a specific camera



#### Manual Trigger

Trigger alarms, relays, deterrence lights, sirens, etc.

#### Capture

Save videos or snapshots to mobile device

#### Share and Save

Share and save video/snapshots via email, FTP, SMS, or cloud

#### Remote Access

Access recorded footage and snapshots for review

#### Favorites

Set certain channels as favorites for quick viewing

## SL VMS (Video Management System)

### One portal to monitor and manage your CCTV system



- **Fast playback**
- **AI features**
- **Multiple search filters**
- **User account access limits**
- **Easy P2P connection**



Mac



Windows

Available for both Mac and Windows devices

Download from the product page at [www.seco-larm.com](http://www.seco-larm.com)

#### Live View

- Up to 128 channels
- Zoom in on any channel
- Synchronous or single playback
- Real-time alarm notification



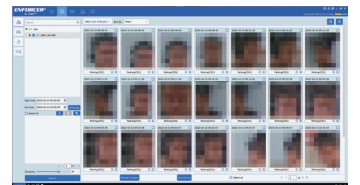
#### Active Deterrence

- Set active features to warn intruders
- 2-Way audio - speak or listen
- Human / vehicle recognition
- License plate / facial recognition



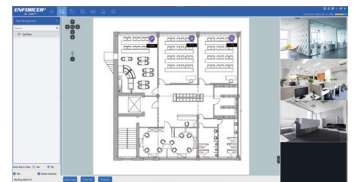
#### AI Search

- By human or vehicle
- By facial recognition
- By license plate
- Filtered search



#### Floor Plan Mapping

- Upload your floor plan
- Visually locate cameras
- Easily monitor and see notifications



### Plus:

**Remote Configuration** – Easier Management

**Custom Area Reports** – Real-time and by Email

**View Statistics** – Custom Reports Exported to Excel

**Track Recurring Visitors** – Easy AI Search and Add to Database

All trademarks are the property of SECO-LARM U.S.A., Inc. or their respective owners.



## IP 5MP 2.8mm Turret Camera with WDR



IP

PoE

ONVIF

 NDAA  
COMPLIANT

### Model Number

**EV-N2506-2W4WQ**
*IP, Turret, 2.8mm, AI Lite, WDR, 5MP, PoE*

NEW

### Specifications

Format	IP
Lens	2.8mm ICR
Viewing angle	133°
Megapixels	5MP
Power	12VDC/PoE 802.3af
CMOS size	1/2.7"
3DNR	Yes
WDR	Yes
IP Rating	IP66
# of IR SMT LEDs	2PCs (850nm)
IR SMT LED range	Up to 98ft (30m)
Gamma correction	Auto
Gain control	Auto
Dimensions	ø3 <sup>15</sup> / <sub>16</sub> "x3 <sup>9</sup> / <sub>16</sub> " (ø100x90 mm)
Operating temperature	-40°F~131°F (-40°C~55°C)
Weight	0.8-lb (370g)

### Features

- 1/2.7" 5MP SmartSens CMOS
- 30FPS@5MP (2880x1620)
- Triple Stream Encoding
- H.265/H.264, and MJPEG
- True Wide Dynamic Range (WDR)
- True Day & Night Function ICR Module
- Corridor Mode
- Smart IRs adjust IR strength to conditions
- PoE (IEEE 802.3af), 12VDC
- ONVIF Profile G, S, and T conformant
- Built-in Microphone
- AI Functions: Face Detection, Human & Vehicle Detection, Perimeter Intrusion Detection, Line Crossing Detection, Stationary Object Detection, Cross Counting, Heat Map, Crowd Density Detection, Queue Length Detection
- Mounting brackets available (EV-SSWQ, see pg. 74)

## IP 5MP Motorized 2.8mm~12mm Turret Camera with WDR



IP

PoE

Motorized

ONVIF

 NDAA  
COMPLIANT

### Model Number

**EV-N2506-NW4WQ**
*IP, Motorized turret, 2.8~12mm, AI Lite, WDR, 5MP, PoE*

NEW

### Specifications

Format	IP
Lens	2.8~12mm Motorized ICR
Viewing angle	38°~134°
Megapixels	5MP
Power	12VDC/PoE 802.3af
CMOS size	1/2.7"
3DNR	Yes
WDR	Yes
IP Rating	IP66
# of IR SMT LEDs	4PCs (850nm)
IR SMT LED range	Up to 147ft (45m)
Gamma correction	Auto
Gain control	Auto
Dimensions	ø4 <sup>15</sup> / <sub>16</sub> "x2 <sup>3</sup> / <sub>8</sub> " (ø126x60 mm)
Operating temperature	-40°F~131°F (-40°C~55°C)
Weight	1.6-lb (725g)

### Features

- 1/2.7" 5MP SmartSens CMOS
- 30FPS@5MP (2880x1620)
- Triple Stream Encoding
- H.265/H.264, and MJPEG
- True Wide Dynamic Range (WDR)
- True Day & Night Function ICR Module
- Corridor Mode
- Smart IRs adjust IR strength to conditions
- PoE (IEEE 802.3af), 12VDC
- ONVIF Profile G, S, and T conformant
- AI Functions: Face Detection, Human & Vehicle Detection, Perimeter Intrusion Detection, Line Crossing Detection, Stationary Object Detection, Cross Counting, Heat Map, Crowd Density Detection, Queue Length Detection
- Mounting brackets available (EV-STWQ, see pg. 74)

## IP 5MP 2.8mm Mini Dome Camera with WDR



IP

PoE

ONVIF

 NDA  
COMPLIANT

### Model Number

**EV-N2506-2W4WMQ**
*IP, Mini vandal dome, 2.8mm, AI Lite, WDR, 5MP, PoE*

NEW

### Specifications

Format	IP
Lens	2.8mm ICR
Viewing angle	133°
Megapixels	5MP
Power	12VDC/PoE 802.3af
CMOS size	1/2.7"
3DNR	Yes
WDR	Yes
IP Rating	IP66
# of IR SMT LEDs	10PCs (850nm)
IR SMT LED range	Up to 66ft (20m)
Gamma correction	Auto
Gain control	Auto
Dimensions	ø4 1/2" x 3 5/8" (ø115x92 mm)
Operating temperature	-40°F~131°F (-40°C~55°C)
Weight	1.15-lb (520g)

### Features

- 1/2.7" 5MP SmartSens CMOS
- 30FPS@5MP (2880x1620)
- Triple Stream Encoding
- H.265/H.264, and MJPEG
- True Wide Dynamic Range (WDR)
- True Day & Night Function ICR Module
- Corridor Mode
- Smart IRs adjust IR strength to conditions
- PoE (IEEE 802.3af), 12VDC
- ONVIF Profile G, S, and T conformant
- Built-in Microphone
- AI Functions: Face Detection, Human & Vehicle Detection, Perimeter Intrusion Detection, Line Crossing Detection, Stationary Object Detection, Cross Counting, Heat Map, Crowd Density Detection, Queue Length Detection
- Mounting brackets available (EV-SMWQ, see pg. 74)

## IP 5MP Motorized 2.8~12mm Vandal Dome Camera with WDR



IP

PoE

Motorized

ONVIF

 NDA  
COMPLIANT

### Model Number

**EV-N2506-NW4WAQ**
*IP, Motorized vandal dome, 2.8~12mm, AI Lite, WDR, 5MP, PoE*

NEW

### Specifications

Format	IP
Lens	2.8~12mm Motorized ICR
Viewing angle	38°~134°
Megapixels	5MP
Power	12VDC/PoE 802.3af
CMOS size	1/2.7"
3DNR	Yes
WDR	Yes
IP Rating	IP66
# of IR SMT LEDs	2PCs (850nm)
IR SMT LED range	Up to 147ft (45m)
Gamma correction	Auto
Gain control	Auto
Dimensions	ø5 7/8" x 4 15/16" (ø149x109 mm)
Operating temperature	-40°F~131°F (-40°C~55°C)
Weight	2.1-lb (940g)

### Features

- 1/2.7" 5MP SmartSens CMOS
- 30FPS@5MP (2880x1620)
- Triple Stream Encoding
- H.265/H.264, and MJPEG
- True Wide Dynamic Range (WDR)
- True Day & Night Function ICR Module
- Corridor Mode
- Smart IRs adjust IR strength to conditions
- PoE (IEEE 802.3af), 12VDC
- ONVIF Profile G, S, and T conformant
- AI Functions: Face Detection, Human & Vehicle Detection, Perimeter Intrusion Detection, Line Crossing Detection, Stationary Object Detection, Cross Counting, Heat Map, Crowd Density Detection, Queue Length Detection
- Mounting brackets available (EV-SDWQ, see pg. 74)

## IP 5MP 2.8mm Bullet Camera with WDR



IP

PoE

ONVIF

 NDAA  
COMPLIANT

### Model Number

**EV-N1506-2W4WQ**
*IP, Bullet, 2.8mm, AI Lite, WDR, 5MP, PoE*

NEW

### Specifications

Format	IP
Lens	2.8mm ICR
Viewing angle	133°
Megapixels	5MP
Power	12VDC/PoE 802.3af
CMOS size	1/2.7"
3DNR	Yes
WDR	Yes
IP Rating	IP66
# of IR SMT LEDs	2PCs (850nm)
IR SMT LED range	Up to 98ft (30m)
Gamma correction	Auto
Gain control	Auto
Dimensions	∅2 <sup>13</sup> / <sub>16</sub> "x5 <sup>15</sup> / <sub>16</sub> " (∅71x151 mm)
Operating temperature	-40°F~131°F (-40°C~55°C)
Weight	0.6-lb (275g)

### Features

- 1/2.7" 5MP SmartSens CMOS
- 30FPS@5MP (2880x1620)
- Triple Stream Encoding
- H.265/H.264, and MJPEG
- True Wide Dynamic Range (WDR)
- True Day & Night Function ICR Module
- Corridor Mode
- Smart IRs adjust IR strength to conditions
- PoE (IEEE 802.3af), 12VDC
- ONVIF Profile G, S, and T conformant
- Built-in Microphone
- AI Functions: Face Detection, Human & Vehicle Detection, Perimeter Intrusion Detection, Line Crossing Detection, Stationary Object Detection, Cross Counting, Heat Map, Crowd Density Detection, Queue Length Detection
- Mounting brackets available (EV-SCWQ, see pg. 74)

## IP 5MP Motorized 2.8~12mm Bullet Camera with WDR



IP

PoE

Motorized

ONVIF

 NDAA  
COMPLIANT

### Model Number

**EV-N1506-NW4WQ**
*IP, Motorized bullet, 2.8~12mm, AI Lite, WDR, 5MP, PoE*

NEW

### Specifications

Format	IP
Lens	2.8~12mm Motorized ICR
Viewing angle	38°~134°
Megapixels	5MP
Power	12VDC/PoE 802.3af
CMOS size	1/2.7"
3DNR	Yes
WDR	Yes
IP Rating	IP66
# of IR SMT LEDs	4PCs (850nm)
IR SMT LED range	Up to 98ft (30m)
Gamma correction	Auto
Gain control	Auto
Dimensions	∅3 <sup>3</sup> / <sub>16</sub> "x9 <sup>1</sup> / <sub>2</sub> " (∅84x242 mm)
Operating temperature	-40°F~131°F (-40°C~55°C)
Weight	1.6-lb (725g)

### Features

- 1/2.7" 5MP SmartSens CMOS
- 30FPS@5MP (2880x1620)
- Triple Stream Encoding
- H.265/H.264, and MJPEG
- True Wide Dynamic Range (WDR)
- True Day & Night Function ICR Module
- Corridor Mode
- Smart IRs adjust IR strength to conditions
- PoE (IEEE 802.3af), 12VDC
- ONVIF Profile G, S, and T conformant
- AI Functions: Face Detection, Human & Vehicle Detection, Perimeter Intrusion Detection, Line Crossing Detection, Stationary Object Detection, Cross Counting, Heat Map, Crowd Density Detection, Queue Length Detection
- Mounting brackets available (EV-SCWQ, see pg. 74)

## IP 5MP Full Color Turret Camera with WDR



IP

PoE

ONVIF

NDA  
COMPLIANT

Color  
at  
Night

### Model Number

**EV-N2506-2W4WLQ**

IP, Turret, 2.8mm, full color & IR, WDR, 5MP, PoE, white LED

NEW

### Specifications

Format	IP
Lens	2.8mm ICR
Viewing angle	133°
Megapixels	5MP
Power	12VDC/PoE 802.3af
CMOS size	1/2.7"
3DNR	Yes
WDR	Yes
IP Rating	IP66
# of IR SMT LEDs	2PCs (850nm)
IR SMT LED range	Up to 98ft (30m)
Gamma correction	Auto
Gain control	Auto
Dimensions	ø3 <sup>15</sup> / <sub>16</sub> "x3 <sup>9</sup> / <sub>16</sub> " (ø100x90 mm)
Operating temperature	-40°F~131°F (-40°C~55°C)
Weight	0.8-lb (370g)

### Features

- 1/2.7" 5MP SmartSens CMOS
- 30FPS@5MP (2880x1620)
- Triple Stream Encoding
- H.265/H.264, and MJPEG
- True Wide Dynamic Range (WDR)
- True Day & Night Function ICR Module
- Corridor Mode
- Smart IRs adjust IR strength to conditions
- PoE (IEEE 802.3af), 12VDC
- ONVIF Profile G, S, and T conformant
- Built-in Microphone
- Warm Light Range 82'
- AI Functions: Face Detection, Human & Vehicle Detection, Perimeter Intrusion Detection, Line Crossing Detection, Stationary Object Detection, Cross Counting, Heat Map, Crowd Density Detection, Queue Length Detection
- Mounting brackets available (EV-SSWQ, see pg. 74)

## IP 4K 2.8mm Turret Camera with WDR



IP

PoE

ONVIF

4K  
Resolution

NDA  
COMPLIANT

### Model Number

**EV-N2806-2W4WQ**

IP, Turret, 2.8mm, AI, WDR, 8MP (4K), PoE

NEW

### Specifications

Format	IP
Lens	2.8mm ICR
Viewing angle	126°
Megapixels	8MP (4K)
Power	12VDC/PoE 802.3af
CMOS Size	1/2.8"
3DNR	Yes
WDR	Yes
IP Rating	IP66
# of IR LEDs	2PCs (850nm)
IR LED Range	Up to 98ft (30m)
Gamma correction	Auto
Gain control	Auto
Dimensions	ø3 <sup>15</sup> / <sub>16</sub> "x3 <sup>9</sup> / <sub>16</sub> " (ø100x90 mm)
Operating temperature	-40°F~131°F (-40°C~55°C)
Weight	0.8-lb (370g)

### Features

- 1/2.8" 8MP Sony CMOS Sensor
- 30FPS@4K (3840x2160)
- Triple Stream Encoding
- H.265/H.264, and MJPEG
- True Wide Dynamic Range (WDR)
- True Day & Night Function ICR Module
- Corridor Mode
- Smart IRs adjust IR strength to conditions
- PoE (IEEE 802.3af), 12VDC
- ONVIF Profile G, S, and T conformant
- Built-in Microphone
- AI Functions: Face Detection and Facial Recognition, Human & Vehicle Detection, Perimeter Intrusion Detection, Line Crossing Detection, Stationary Object Detection, Cross Counting, Heat Map, Crowd Density Detection, Queue Length Detection, License Plate Recognition and Detection
- Mounting brackets available (EV-SSWQ, see pg. 74)

## IP 4K 2.8mm Ultra-Low-Light Turret Camera



### Model Number

**EV-N2806-2W4D**
*IP, Turret, 2.8mm, AI, WDR, 8MP (4K), PoE, Active Deterrence, Color 24/7*

NEW

### Specifications

Format	IP
Lens	2.8mm F1.0
Viewing angle	132°
Megapixels	8MP (4K)
Power	12VDC / PoE 802.3/af
CMOS Size	1/1.8"
3DNR	Yes
WDR	Yes
IP Rating	IP67
# of Warm lights	2PCs
Warm light viewable length	25m
# of Red & blue lights	1x Red, 1x blue
Speaker	Built-in
Dimensions	ø4 <sup>9</sup> / <sub>16</sub> "x3 <sup>15</sup> / <sub>16</sub> " (ø116.4x100mm)
Weight	1-lb 4.5-oz (580g)

### Features

- 1/1.8" 8MP Sony CMOS Sensor
- 30FPS@4K (3840x2160)
- Triple Stream Encoding
- H.265/H.264, and MJPEG
- True Wide Dynamic Range (WDR)
- 24/7 Color display
- Corridor mode
- Active deterrence
- PoE (IEEE 802.3af), 12VDC
- ONVIF Profile G, S, and T conformant
- Built-in microphone
- Built-in speaker
- AI Functions: Face Detection and Facial Recognition, Human & Vehicle Detection, Perimeter Intrusion Detection, Line Crossing Detection, Stationary Object Detection, Cross Counting, Heat Map, Crowd Density Detection, Queue Length Detection, License Plate Recognition and Detection
- Mounting brackets available (EV-SSWQ, see pg. 74)

## IP 4K 2.8mm Ultra-Low-Light Bullet Camera with WDR



### Model Number

**EV-N1806-2W4D**
*IP, Bullet, 2.8mm, AI, WDR, 8MP (4K), PoE, Active Deterrence, Color 24/7*

NEW

### Specifications

Format	IP
Lens	2.8mm F1.0
Viewing angle	132°
Megapixels	8MP (4K)
Power	12VDC / PoE 802.3/af
CMOS Size	1/1.8"
3DNR	Yes
WDR	Yes
IP Rating	IP67
# of Warm lights	2PCs
Warm light viewable length	25m
# of Red & blue lights	1x Red, 1x blue
Speaker	Built-in
Dimensions	ø3 <sup>3</sup> / <sub>4</sub> "x9 <sup>1</sup> / <sub>16</sub> " (ø96x230mm)
Weight	1-lb 11.5-oz (780g)

### Features

- 1/1.8" 8MP Sony CMOS Sensor
- 30FPS@4K (3840x2160)
- Triple Stream Encoding
- H.265/H.264, and MJPEG
- True Wide Dynamic Range (WDR)
- 24/7 Color display
- Corridor mode
- Active deterrence
- PoE (IEEE 802.3af), 12VDC
- ONVIF Profile G, S, and T conformant
- Built-in microphone
- Built-in speaker
- AI Functions: Face Detection and Facial Recognition, Human & Vehicle Detection, Perimeter Intrusion Detection, Line Crossing Detection, Stationary Object Detection, Cross Counting, Heat Map, Crowd Density Detection, Queue Length Detection, License Plate Recognition and Detection
- Mounting brackets available (EV-SCWQ, see pg. 74)

## IP Fixed Turret Camera



IP

PoE

ONVIF

1440p Resolution

### Model Number

**EV-N2506-2W4Q**  
IP, Turret, 2.8mm, 5MP, PoE

### Specifications

Format	IP
Lens	2.8mm ICR
Viewing angle	131°
Megapixels	5MP
Power	12VDC/PoE 802.3af
CMOS	1/2.7"
3DNR	Yes
D-WDR	Yes
IP Rating	IP66
# of IR SMT LEDs	2PCs (850nm)
IR SMT LED range	Up to 100ft (30m)
Gamma correction	1.6-2.2
Gain control	Yes
Dimensions	ø2 <sup>15</sup> / <sub>16</sub> "x3 <sup>11</sup> / <sub>16</sub> " (ø75x93 mm)
Weight	0.8-lb (370g)

### Features

- 1/2.7" 5MP SmartSens CMOS
- 2.8mm Lens
- H.265/H.264, Tri-Stream IP Camera
- Weather-resistant for indoor and outdoor use (IP66)
- ICR Module
- 20FPS/5MP, 1440p
- 3DNR
- D-WDR
- ONVIF Profile G and S conformant
- IR LEDs - 2PCs (850nm)
- IR Range to 100' (30m)
- 12VDC and PoE 802.3af Operation
- Mounting brackets available (EV-SSWQ, see pg. 74)

## IP Fixed Bullet Camera



IP

PoE

ONVIF

1440p Resolution

### Model Number

**EV-N1506-2W4Q**  
IP, Bullet, 2.8mm, 5MP, PoE

### Specifications

Format	IP
Lens	2.8mm ICR
Viewing angle	131°
Megapixels	5MP
Power	12VDC/PoE 802.3af
CMOS	1/2.7"
3DNR	Yes
D-WDR	Yes
IP Rating	IP66
# of IR LEDs	2PCs (850nm)
IR LED Range	Up to 50ft (15m)
Gamma correction	1.6-2.2
Gain control	Yes
Dimensions	ø2 <sup>13</sup> / <sub>16</sub> "x5 <sup>15</sup> / <sub>16</sub> " (ø71x151 mm)
Weight	0.8-lb (370g)

### Features

- 1440p Resolution
- 1/2.7" 5MP SmartSens CMOS
- 2.8mm Lens
- H.265/H.264, Tri-Stream IP Camera
- Weather-resistant for indoor and outdoor use (IP66)
- ICR Module
- 20FPS/5MP, 1440p
- 3DNR
- D-WDR
- ONVIF Profile G and S conformant
- IR LEDs - 2PCs (850nm)
- IR Range to 100' (30m)
- 12VDC and PoE 802.3af Operation
- Mounting brackets available (EV-SCWQ, see pg. 74)

## IP Wall-Plate Camera


**IP**
**PoE**
**STARVIS CMOS**
**1080p Resolution**
**NDA COMPLIANT**

### Model Number

**EV-N5205-3S4Q**  
*IP, Wall-plate, 2.5mm, 2MP, PoE*

### Specifications

Sensor	1/2.8" 2MP Sony STARVIS™ CMOS	
Video encoding	H.265, H.264, MJPEG	
Resolution	2MP, (1920x1080)	
DNR	2DNR	Yes
	3DNR	Yes
D-WDR	Yes	
Lens	2.5mm	
IP Rating	IP65	
Operating voltage	12VDC, PoE (IEEE 802.3af)	
Operating temperature	32°~122° F (0°~50° C)	
Dimensions	2 3/4"x4 1/2"x3 1/16" (70x114x78 mm)	
Weight	3.8-oz (110g)	

### Features

- 1/2.8" 2MP Sony STARVIS™ CMOS
- H.265, H.264/MJPEG, Tri-stream IP Camera
- Max. 30FPS/Full HD 2MP (1920x1080)
- Weatherproof for indoor and outdoor use (IP65)
- Remote access via web browser
- Network Bandwidth Control
- Event Alarm, E-mail, FTP Function
- ONVIF Profile G and S conformant
- Vandal-resistant metal front panel
- 3DNR & D-WDR
- 12VDC, PoE (IEEE 802.3af)

## IP Corner-Mount Camera

### Features

- 1440p resolution
- 1/2.8" 5MP Sony STARVIS™ CMOS
- Designed to easily fit corners in office buildings, elevators, jail cells, and more
- 2.9mm Lens
- 12VDC and PoE 802.3af Operation
- Rugged, weather-resistant (IP65) design
- 10/100Mbps Ethernet interface (x24)
- ONVIF Profile G and S conformant


**IP**
**PoE**
**1440p Resolution**
**NDA COMPLIANT**

### Model Number

**EV-N4506-2S4Q**  
*IP, Corner-mount, 2.9mm, 5MP, PoE*

### Specifications

CMOS	1/2.8" 5MP Sony IMX335	
Max. streaming	1440p @30fps	
Video output format	H.264/H.264, Tri-Stream IP Camera	
Viewing angle	135°	
IP Rating	IP65	
# of IR LEDs	30 (940nm)	
Dimensions	7 1/2"x5 1/2"x1 1/16" (190x140x43 mm)	

## IP PIR Camera

### Features

- 1440p resolution
- 1/2.8" 5MP Sony CMOS
- 3.7mm Covert Pinhole Lens
- 12VDC and PoE 802.3af Operation
- 10/100Mbps Ethernet interface (x24)
- ONVIF Profile G and S conformant
- Weather-resistant for indoor and outdoor use (IP65)
- 30FPS
- D-WDR
- 3DNR


**IP**
**PoE**
**1440p Resolution**
**NDA COMPLIANT**

### Model Number

**EV-N6506-3W4Q**  
*IP, PIR, 3.7mm, 5MP, PoE*

### Specifications

CMOS	1/2.8" 5MP Sony CMOS	
Max. streaming	1440p @30fps	
Video output format	H.265/MJPEG, Dual Stream	
Viewing angle	120°	
IP Rating	IP65	
# of IR LEDs	18 Covert LEDs (940nm)	
Dimensions	4 1/16"x2 3/8"x1 5/16" (104x60x34 mm)	

## 4-in-1 HD 5MP 2.8mm Turret Camera with WDR



HD  
WDR

### Model Number

**EV-Y2501-A2WWQ**  
HD, Turret, 2.8mm, WDR, 5MP, 12VDC

NEW

### Specifications

Format	HD
Lens	2.8mm ICR
Viewing angle	128°
Megapixels	5MP
Power	12VDC
CMOS size	1/2.8"
3DNR	Yes
WDR	Yes
IP Rating	IP66
# of IR SMT LEDs	2PCs (850nm)
IR SMT LED range	Up to 98ft (30m)
Shutter control	Auto
Gain control	Auto
Dimensions	ø3 <sup>15</sup> / <sub>16</sub> "x1 <sup>3</sup> / <sub>16</sub> " (ø100x30 mm)
Operating temperature	-40°F~131°F (-40°C~55°C)
Weight	0.8-lb (320g)

### Features

- 1/2.8" 5MP SmartSens CMOS
- 20FPS@5MP (2592x1966)
- True Wide Dynamic Range (WDR)
- True Day & Night Function ICR Module
- 3D Digital Noise Reduction (3D DNR)
- Video Output Mode: TVI, CVI, AHD, CVBS (Analog)
- Rugged, weatherproof (IP66) construction
- Mounting brackets available (EV-SSWQ, see pg. 74)

## 4-in-1 HD 5MP 2.8~12mm Turret Camera with WDR



HD  
WDR

Varifocal

### Model Number

**EV-Y2501-AMWWQ**  
HD, Turret, 2.8~12mm, WDR, 5MP, 12VDC

NEW

### Specifications

Format	IP
Lens	2.8~12mm Varifocal ICR
Viewing angle	38°~134°
Megapixels	5MP
Power	12VDC
CMOS size	1/2.8"
3DNR	Yes
WDR	Yes
IP Rating	IP66
# of IR SMT LEDs	4PCs (850nm)
IR SMT LED range	Up to 115ft (35m)
Shutter control	Auto
Gain control	Auto
Dimensions	ø5 <sup>5</sup> / <sub>8</sub> "x5" (ø136x127 mm)
Operating temperature	-40°F~131°F (-40°C~55°C)
Weight	1.6-lb (725g)

### Features

- 1/2.8" 5MP SmartSens CMOS
- 20FPS@5MP (2592x1966)
- True Wide Dynamic Range (WDR)
- True Day & Night Function ICR Module
- 3D Digital Noise Reduction (3D DNR)
- Video Output Mode: TVI, CVI, AHD, CVBS (Analog)
- Rugged, weatherproof (IP66) construction
- Mounting brackets available (EV-STWQ, see pg. 74)



## 4-in-1 HD Fixed Bullet Camera


**HD**
**DNR**
**1440p Resolution**
**Model Number**
**EV-Y1501-A2WWQ**  
*HD, Bullet, 2.8mm, 5MP, 12VDC*
**NEW**
**Specifications**

Formats	TVI (Default) / CVI / AHD / Analog (CVBS)
CMOS	1/2.7" 5MP CMOS
DNR	3DNR
WDR	Yes
Lens	2.8mm ICR
# of IR LEDs	18 (SMT)
IR Range	Up to 50ft (20m)
Gain control	Auto
Operating voltage	12VDC
IP Rating	IP66
Dimensions	5 1/2" x 2 3/4" x 2 13/16" (140x69x71 mm)
Weight	12.3-oz (349g)

**Features**

- Select between multiple formats: TVI, CVI, AHD, and Analog
- ICR Module
- Joystick OSD Control
- DNR (Digital Noise Reduction)
- WDR (True Wide Dynamic Range)
- Rugged, weatherproof (IP66) construction
- Cables concealed in bracket to prevent tampering
- Mounting brackets available (EV-SCWQ, see pg. 74)

## 4-in-1 HD Varifocal Bullet Camera


**HD**
**DNR**
**1440p Resolution**
**Model Number**
**EV-Y1501-AMWWQ**  
*HD, Bullet, 2.8~12mm, 5MP, 12VDC*
**NEW**
**Specifications**

Formats	TVI (Default) / CVI / AHD / Analog (CVBS)
CMOS	1/2.7" 5MP CMOS
DNR	3DNR
WDR	Yes
Lens	2.8-12mm ICR
# of IR LEDs	30 (SMT)
IR Range	Up to 115ft (35m)
Gain control	Auto
Operating voltage	12VDC
IP Rating	IP66
Dimensions	9 7/16" x 3" x 3 5/16" (240x77x84 mm)
Weight	1-lb 12.4-oz (805g)

**Features**

- Select between multiple formats: TVI, CVI, AHD, and Analog
- ICR Module
- Joystick OSD Control
- DNR (Digital Noise Reduction)
- WDR (True Wide Dynamic Range)
- Rugged, weatherproof (IP66) construction
- Cables concealed in bracket to prevent tampering
- Mounting brackets available (EV-SCWQ, see pg. 74)

# 4-in-1 HD 2.8~12mm Vandal Dome Camera



HD

DNR

1440p Resolution

## Model Number

**EV-Y2501-AMWAQ**  
 HD, Vandal dome, 2.8~12mm,  
 5MP, 12VDC

## Specifications

Formats	TVI (Default) / CVI / AHD / Analog
CMOS	1/2.7" 5MP CMOS
DNR	2DNR
D-WDR	Yes
Lens	2.8~12 mm
Viewing angle	38°~138°
# of IR LEDs	24 (SMT)
IR Range	Up to 98ft (30m)
Operating voltage	12VDC
IP Rating	IP66
Dimensions	ø5 <sup>13</sup> / <sub>16</sub> "x4 <sup>5</sup> / <sub>8</sub> " (ø147x117 mm)
Weight	2-lb 35-oz (1067g)

## Features

- ICR Module
- D-WDR (Digital Wide Dynamic Range)
- Joystick OSD control
- Heavy-duty vandal-resistant design
- Rugged, weatherproof (IP66) construction
- Cables concealed in bracket to prevent tampering
- Mounting brackets available (EV-SVWQ, see below)

# Camera Mounting Brackets

## Conduit Box Brackets\*

Model Numbers:	Compatible with:	Model Numbers:	Compatible with:	Model Numbers:	Compatible with:
<b>EV-STWQ</b> Large turret, white	EV-N2506-NW4WQ EV-Y2501-AMWWQ	<b>EV-SVWQ</b> Vandal dome, white	EV-Y2501-AMWAQ	<b>EV-SMWQ</b> Mini vandal dome, white	EV-N2506-2W4WMQ
<b>EV-SLGQ</b> Large turret, gray	EV-Y2501-AMGQ	<b>EV-SLWQ</b> Large turret, white	EV-Y2501-AMWQ EV-Y2251-AMWQ	<b>EV-SDWQ</b> Dome, white	EV-N2506-NW4WAQ
<b>EV-SSGQ</b> Small turret, gray	EV-Y2501-A2GQ	<b>EV-SSWQ</b> Small turret, white	EV-Y2501-A2WQ EV-Y2501-A2WWQ EV-Y2251-A2WQ EV-N2506-2W4Q EV-N2506-2W4WQ EV-N2506-2W4WLQ EV-N2806-2W4WQ	<b>EV-SCWQ</b> Bullet, white	EV-N1506-2W4Q EV-N1506-2W4WQ EV-N1506-NW4WQ EV-Y1501-A2WQ EV-Y1501-AMWQ



\* Camera Mounting Brackets have standard 3/4" conduit knock-out and include 1/2" conduit adapter

## 4-in-1 HD 2.8mm Turret Cameras



EV-Y2251-A2WQ

**HD**
**DNR**
**1080p**  
Resolution

**1440p**  
Resolution \*

### Model Numbers

**EV-Y2251-A2WQ**

HD, Turret, 2.8mm, 2MP, 12VDC, white

**EV-Y2501-A2GQ\***

HD, Turret, 2.8mm, 5MP, 12VDC, gray

### Specifications

Model	EV-Y2251-A2WQ	EV-Y2501-A2GQ
Formats	TVI (Default) / CVI / AHD / Analog (CVBS)	
CMOS	1/2.7" 2MP CMOS	1/2.7" 5MP CMOS
3DNR / D-WDR	3DNR	D-WDR
Lens	2.8mm ICR	
Viewing angle	121°	
# of SMT LEDs	18	
IR Range	Up to 65ft (20m)	
Gain control	Auto	
IP Rating	IP66	
Dimensions	ø3 <sup>15</sup> / <sub>16</sub> "x3 <sup>9</sup> / <sub>16</sub> " (ø100x90 mm)	
Weight	16.72-oz (474g)	

### Features

- ICR Module
- D-WDR (Digital Wide Dynamic Range)
- Joystick OSD control
- Heavy-duty vandal-resistant design
- Rugged, weatherproof (IP66) construction
- Split-glass design eliminates IR reflection
- Cables concealed in bracket to prevent tampering
- Mounting brackets available (EV-SSWQ, white or EV-SSGQ, gray. See pg. 74)

## 4-in-1 HD 2.8~12mm Turret Cameras



EV-Y2251-AMWQ

**HD**
**DNR**
**1080p**  
Resolution

**1440p**  
Resolution \*

### Model Numbers

**EV-Y2251-AMWQ**

HD, Turret, 2.8~12mm, 2MP, 12VDC, white

**EV-Y2501-AMGQ\***

HD, Turret, 2.8~12mm, 5MP, 12VDC, gray

### Specifications

Model	EV-Y2251-AMWQ	EV-Y2501-AMGQ
Formats	TVI (Default) / CVI / AHD / Analog (CVBS)	
CMOS	1/2.7" 2MP CMOS	1/2.7" 5MP CMOS
3DNR / D-WDR	3DNR	D-WDR
Lens	2.8~12mm ICR	
Viewing angle	38°~138°	
# of IR LEDs	40 (SMT)	
IR Range	Up to 148ft (45m)	
Gain control	Auto	
IP Rating	IP66	
Dimensions	ø5 <sup>5</sup> / <sub>16</sub> "x5" (ø135x127 mm)	
Weight	1-lb, 9.3-oz (720g)	

### Features

- ICR Module
- D-WDR (Digital Wide Dynamic Range)
- Joystick OSD control
- Heavy-duty vandal-resistant design
- Rugged, weatherproof (IP66) construction
- Split-glass design eliminates IR reflection
- Cables concealed in bracket to prevent tampering
- Mounting brackets available (EV-SLWQ, white or EV-SLGQ, gray. See pg. 74)

## 4-in-1 HD Wall-Plate Camera



HD

STARVIS CMOS

1080p Resolution

### Installation Options:



### Features

- 2.9mm Lens (155° viewing angle)
- 1/2.8" 2MP Sony STARVIS™ CMOS
- D-WDR (Digital Wide Dynamic Range)
- 2DNR (2D Digital Noise Reduction)
- Vandal-resistant
- Fits in a standard single-gang back box (not included)
- Adjustable mounting angle
- Each kit includes:
  - Camera
  - Single-gang plate
  - Slimline plate
  - Angled mounting rings
- Rugged, waterproof (IP67) design

### Model Number

**EV-Y5105-N2SQ**  
HD, Wall-plate, 2.9mm, 2MP, 12VDC

### Specifications

Video output format	TVI / CVI / AHD / Analog	
CMOS	1/2.8" 2MP Sony STARVIS™ CMOS	
Resolution	1080p	
Video output	1.0Vp-p Complex video, 75Ω	
Lens	2.9mm	
Viewing angle	155°	
S/N Ratio	50dB	
Operating voltage	12VDC	
Current draw	130mA	
IP Rating	IP67	
Operating temperature	14°~122° F (-10°~50° C)	
Dimensions	Camera	1 <sup>2</sup> / <sub>16</sub> "xø1 <sup>1</sup> / <sub>8</sub> " (36xø28 mm)
	Single-gang plate	2 <sup>3</sup> / <sub>4</sub> "x4 <sup>1</sup> / <sub>2</sub> " (70x114 mm)
	Slimline plate	1 <sup>1</sup> / <sub>2</sub> "x4 <sup>1</sup> / <sub>2</sub> " (38x114 mm)
Camera body weight	2.8-oz (80g)	

## 4-in-1 HD Corner-Mount Camera



HD

STARVIS CMOS

DNR

1080p Resolution

### Features

- Supports HD TVI, CVI, AHD, and Analog formats
- 1200 TV Lines, 1080p resolution
- 1/2.8" 2MP Sony STARVIS™ CMOS
- 2.8mm ICR Lens
- 12VDC
- True Day & Night function with ICR mechanism
- 30 Covert IR SMT LEDs for discreet monitoring
- Built-in joystick OSD control
- Vandal-resistant metal front panel
- Designed to easily fit corners in office buildings, elevators, and more
- Rugged, weatherproof (IP65) design

### Model Number

**EV-Y4201-A2SQ**  
HD, Corner-mount, 2.8mm, 2MP, 12VDC

### Specifications

Format	TVI / CVI / AHD / Analog
Viewing angle	130°
CMOS	1/2.8" 2MP Sony STARVIS™ CMOS
3DNR	Yes
D-WDR	Yes
IP rating	IP65
# of IR SMT LEDs	30 (940nm)
IR SMT LED range	Up to 82ft (25m)
Dimensions	7 <sup>1</sup> / <sub>2</sub> "x5 <sup>1</sup> / <sub>2</sub> "x1 <sup>11</sup> / <sub>16</sub> " (190x140x43 mm)
Weight	13.75-oz (390g)

# 4-In-1 HD Covert PIR Camera



## Model Number

**EV-Y6501-A3WQ**  
 HD, PIR, 3.7mm, 5MP, 12VDC

HD

DNR

1440p  
Resolution

## Specifications

CMOS	1/2.8" 5MP Sony CMOS	
Resolution (HD)	2592x1944, 1440p	
Viewing angle	120°	
# of IR LEDs	18 Covert (940nm)	
IR Range	Up to 50ft (15m)	
FPS	20	
F Stop	2.2	
Minimum illumination	(IR On)	0.1 Lux
	(IR Off)	0.01 Lux
Operating voltage	80mA@12VDC	
IP Rating	IP65	
Operating temperature	-4°~140° F (-20°~60° C)	
Dimensions	4 <sup>1</sup> / <sub>16</sub> "x2 <sup>3</sup> / <sub>8</sub> " x1 <sup>5</sup> / <sub>16</sub> " (104x60x34 mm)	
Weight	12.3-oz (350g)	

## Features

- Select between multiple formats: TVI, CVI, AHD, and Analog
- Joystick OSD Control
- D-WDR (Digital Wide Dynamic Range)
- Camera is hidden in a non-functioning PIR sensor housing
- 1/2.8" 5MP Sony CMOS
- 3.7mm Covert pinhole lens
- 18 Covert IR LEDs for discreet monitoring
- 1440p Resolution
- 2DNR (2D Digital Noise Reduction)

# Gigabit PoE+ Switches

## Model Numbers

**PoE**
**NS-504UT-GAQ**
*Unmanaged gigabit PoE+ switch, 4-Port*
**NS-508UT-GAQ**
*Unmanaged gigabit PoE+ switch, 8-Port*
**NS-516UT-GAQ**
*Unmanaged gigabit PoE+ switch, 16-Port*


NS-504UT-GAQ



NS-508UT-GAQ



NS-516UT-GAQ

## Features

- Provides both Ethernet data and power to multiple PoE devices
- Specially designed for video transmission with fast packet forwarding capability for clear images and smooth transmission
- Conforms to IEEE 802.3, IEEE 802.3u, IEEE 802.3af, IEEE 802.3at (NS 508UT GAQ also conforms to IEEE802.3ab)
- IEEE 802.3x Flow control

## Specifications

Model	NS-504UT-GAQ	NS-508UT-GAQ	NS-516UT-GAQ
Operating voltage	100~240 VAC		
Power consumption	<5W	<15W	<25W
Ethernet speed	10/100/1000Mbps (uplink, 1000Mbps)		10/100/1000Mbps (downlink and uplink)
Ethernet standard	IEEE 802.3, IEEE 802.3u, IEEE 802.3af, IEEE 802.3at, IEEE 802.3x, IEEE 802.3ab		IEEE 802.3, IEEE 802.3u, IEEE 802.3af, IEEE 802.3at, IEEE 802.3x, IEEE 802.3ab
Transmission distance	328ft (100m) <sup>†‡</sup>	328ft (100m) <sup>†</sup>	328ft (100m) <sup>†</sup>
Switching capacity	1.2G	20G	40G
Transfer rate	10Mbps	14,880pps	
	100Mbps	148,800pps	
	1000Mbps	1,488,000pps	
MAC Address table	1K	4K	8K
LED Indicators	Connection/transmission and PoE for each port, power		
PoE Capacity	55W	120W	250W
Operating humidity	0~85% Non-condensing	0~85% Non-condensing	0~85% Non-condensing
Operating temperature	-40°~158° F (-40°~70° C)	-40°~158° F (-40°~70° C)	-40°~158° F (-40°~70° C)
Dimensions	4"x7 <sup>5</sup> / <sub>8</sub> "x2 <sup>15</sup> / <sub>16</sub> " (102x22x75 mm)	7 <sup>7</sup> / <sub>8</sub> "x1 <sup>3</sup> / <sub>4</sub> "x4 <sup>5</sup> / <sub>8</sub> " (200x44x118 mm)	17 <sup>5</sup> / <sub>16</sub> "x1 <sup>3</sup> / <sub>4</sub> "x7 <sup>7</sup> / <sub>8</sub> " (440x44x200 mm)
Weight	6.8-oz (194g)	1-lb 12.4-oz (806g)	7.5-lb (3.4kg)

<sup>†</sup> Distance depends on Ethernet cables used. Cat5e/6 recommended

<sup>‡</sup> 656ft (200m) at 10Mbps with VLAN switch on

## PoE+ Switch (10/100Mbps)

\*Power adapter included

† Distance depends on Ethernet cables used. Cat5e/6 recommended.

‡ 656ft (200m) at 1Mbps with VLAN switch ON



### Model Number

**NS-104UT-MAQ\***  
Unmanaged PoE+ switch, 4-Port

### Specifications

Operating voltage	48~57 VDC	
Power consumption	<5W	
Ports	4 Downlink, 2 uplink	
Transmission distance†	328ft (100m) ‡	
PoE capacity	55W	
Switching capacity	1.2Gbps	
Transfer rate	10Mbps	14,880pps
	100Mbps	148,800pps
Dimensions	4"x1 7/8"x2 15/16" (102x22x75mm)	

### Features

- Provides both Ethernet data and power to multiple PoE devices including IP cameras, IP access, IP speakers/intercoms, VOIP, etc.
- Easy plug-and-play installation
- Supports up to 10/100BASE-T
- Specially designed for video transmission with fast packet forwarding capability for clear images and smooth transmission
- Conforms to IEEE 802.3, IEEE 802.3u, IEEE 802.3af, IEEE 802.3at, IEEE 802.3x
- IEEE 802.3x flow control

## 30W PoE+ Injector



### Model Number

**NJ-A301U-T6AQ**  
30W PoE+ Injector

### Specifications

Operating voltage	100~240 VAC	
Connections	Data In	1x Shielded RJ45
	PoE Out	1x Shielded RJ45
PoE Power output	Up to 52VDC, 30W	
Power link	Pin 1/2 (-), 3/6 (+) up to 30W	
Ethernet speed	10/100/1000 Mbps	
LED Indicator	Green - power in, red - power out	
Operating humidity	90% (Maximum, non-condensing)	
Dimensions	4 3/4"x2"x1 7/16" (121x50x36 mm)	

### Features

- Supports up to 30W on 2-pairs
- LED indicates power supply input and PoE output
- Internal AC/DC converter
- Easy Plug-and-Play installation
- Connects 10,100,1000BaseT PoE devices
- Overcurrent, overload, overvoltage, and anti-interference protection
- Supports Cat5e network cables and higher
- Compliant with IEEE 802.3af/at standard

## Passive Ethernet over Coax

### Features

- 1 Channel Ethernet over coax
- 10/100 Mbps Full duplex
- Transmission distance: 650ft (200m)
- Link Cable: RG59/U or better
- Passive operation - no external power required
- Built-in surge protection
- Fast and easy to install
- Bidirectional – can operate as transmitter and receiver
- Sold as a set



### Model Number

**NE-SE01-020Q**  
Up to 650ft (200m)

### Specifications

Type	Passive Ethernet Extender over Coax
Input connector	RJ45
Output connector	BNC
Ethernet speed	10/100 Mbps
Standard	IEEE802.3 10Base-T
Operating temperature	-4°~158° F (-20°~70° C)
Dimensions (Excluding pigtail)	2 3/8"x1 1/8"x13/16" (60x29x20 mm)

# PoE+ Extenders

## Model Numbers



### NR-P101E-TQ

Gigabit PoE+ extender, outdoor, 1-input to 1-output

### NR-P102E-TQ

Indoor Passive Gigabit PoE+ Extender

### NR-P401E-TQ

Gigabit PoE+ extender, 1-input to 4-output



NR-P101E-TQ



NR-P102E-TQ



NR-P401E-TQ

## Features

- Extends the range of PoE devices an additional 328ft (100m) with Cat5e cables or higher
- Maximum extended range of up to 984ft (300m) using two extenders
- Connects 10,100,1000BaseT PoE devices including IP cameras, IP access control, VOIP, IP speakers/intercoms, etc.
- Supports up to gigabit transmission rates
- Passive operation – no external power required and easy plug-and-play installation
- Automatically detects PoE equipment and protects from damage due to faulty installation
- Surge protection for both data and power ports

### NR-P101E-TQ:

- IP66 Weatherproof with weather-resistant UTP cable

### NR-P401E-TQ:

- 4 Output ports for up to 4 PoE devices

## Specifications

Model		NR-P101E-TQ	NR-P102E-TQ	NR-P401E-TQ
Connections	PoE In	1x Weather-resistant RJ-45	1x Shielded RJ-45	
	PoE Out	1x Weather-resistant RJ-45	1x Shielded RJ45	4x Shielded RJ-45
PoE Power	Input	Up to 30W		Up to 60W
	Output	Up to 25W		Up to 55W (total for 4 ports)
Transmission range*	1 Extender	656ft (200m)		
	2 Extenders	984ft (300m)		
Data link	Both pin 1/2, 3/6 and 4/5, 7/8			
Power link	Pin 1/2 (+), 3/6 (-) up to 25W		Pin 1/2 (-), 3/6 (+) and 4/5 (+), 7/8 (-), up to 85W	Pin 1/2 (+), 3/6 (-) up to 12W for 4 PSE, 25W for 2 PSE
Network cables	Weather-resistant Cat-5e or higher		Shielded Cat-5e or higher	
Ethernet speed	10/100/1000 Mbps half/full duplex			
PoE standard	IEEE 802.3af, IEEE 802.3at		IEEE 802.3af, IEEE 802.3at, IEEE 802.3bt (4 pairs, 90W)	IEEE 802.3af, IEEE 802.3at, IEEE 802.3bt (4 pairs, 60W)
LED Indicators	Power link	None	Green = PoE power in	Yellow
	PoE		Green = PoE switch on	N/A
	Data link		LAN x2 green (steady = link, flashing = transmit)	Green, steady
	Data transmit			Green flashing
IP Rating	IP66 (with waterproof UTP cable)		None†	
Operating humidity	90% (maximum, non-condensing)			
Operating temperature	-13°~101° F (-25°~55° C)		14°~122° F (-10°~50° C)	14°~113° F (-10°~45° C)
Dimensions	7 <sup>1</sup> / <sub>4</sub> "x1 <sup>3</sup> / <sub>4</sub> "x1 <sup>3</sup> / <sub>4</sub> " (185x45x45 mm)‡		3 <sup>9</sup> / <sub>16</sub> "x2 <sup>1</sup> / <sub>16</sub> "x1 <sup>1</sup> / <sub>8</sub> " (90x52x29 mm)	4 <sup>1</sup> / <sub>16</sub> "x1 <sup>1</sup> / <sub>8</sub> "x3 <sup>3</sup> / <sub>8</sub> " (119x28x85 mm)
Weight	8-oz (227g)		7.2-oz (204g)	8.8-oz (250g)

\*The maximum range depends on the actual operating conditions, PoE device power requirements, and the type of PoE device. Cat5e/6 Ethernet cables are recommended.

†The NR-P401E-TQ and NR-P102E-TQ can be used outdoors with an IP66 sealed box and weather-resistant UTP cables.

‡Including endcaps



# 12VDC Switching CCTV Power Supplies

## Model Numbers




**PC-U0405-PULQ**  
4 Outputs, 5A cont., PTC fuses

**PC-U0910-PULQ**  
9 Outputs, 10A cont., PTC fuses


**PC-U1810-PULQ**  
18 Outputs, 10A cont., PTC fuses

**PC-U1820-PULQ**  
18 Outputs, 20A cont., PTC fuses

**PC-U1830-PULQ**  
18 Outputs, 30A cont., PTC fuses



PC-U0405-PULQ shown



PC-U1820-PULQ shown

## Features

- 100~220 VAC Input\*
- New lightweight, cost-effective design
- Improved efficiency
- Adjustable output to reduce voltage drop
- Outputs protected with PTC fuses
- Individual output status LEDs
- Heavy-duty steel case with cover
- Built-in short circuit and overheat protection

## Specifications

Model	PC-U0405-PULQ	PC-U0910-PULQ	PC-U1810-PULQ	PC-U1820-PULQ	PC-U1830-PULQ
Outputs	4	9	18	18	18
Total supply current	5A	10A	10A	20A	30A
Max. current per output	1.6A		1.1A	1.6A	1.85A
Output fuse	PTC				
Output voltage	11.0~13.8 VDC (adjustable by trimpot, ±10%)				
Input voltage*	100~220 VAC ±10% (47~63 Hz)			110/220 VAC (50/60 Hz)	
LED Indicators	Cover	Green: AC Input, Red: DC Output			
	PDM**	Red: DC Output			
Operating humidity	90% (non-condensing)				
Operating temperature	32°~104° F (0°~40° C)				
Dimensions	9 <sup>7</sup> / <sub>16</sub> "x10 <sup>1</sup> / <sub>4</sub> "x2 <sup>3</sup> / <sub>8</sub> " (240x260x60 mm)			10"x10 <sup>5</sup> / <sub>16</sub> "x3 <sup>1</sup> / <sub>8</sub> " (254x262x79 mm)	
Weight	4-lb 3-oz (1.89kg)	4-lb 7-oz (2.01kg)	5-lb 2-oz (2.31kg)	6-lb 1-oz (2.76kg)	6-lb 4-oz (2.84kg)

\* UL listed for 90~120 VAC

\*\* Power distribution module

## Low Noise CCTV Power Supply



### Model Number

**PC-L1620-PQ**  
16 Outputs, 20A cont., PTC fuses

**NEW**

### Specifications

Operating voltage	110/220 VAC (50/60Hz)
Outputs	16
Total supply current	20A
Max. current per output	1.25A
Output fuse	2A PTC (Per-channel)
Output voltage	12VDC $\pm$ 5%
Efficiency	80%
LED Indicators	Individual per output, red indicates powered
Operating humidity	95% non-condensing
Operating temperature	32°~104° F (0°~40° C)
Dimensions	8"x9 <sup>3</sup> / <sub>16</sub> "x3 <sup>15</sup> / <sub>16</sub> " (204x250x100 mm)
Weight	6-lb (2.71kg)

### Features

- Low-noise design for all CCTV applications where filtered power is needed, such as 4K (8MP) HD CCTV cameras, non-PoE IP cameras, and analog cameras
- 110/220 VAC input with 6kV surge protection
- Each output's voltage individually adjustable to compensate for voltage drop
- Outputs independently grounded with integrated noise filter for better noise reduction
- Outputs individually isolated and individually fused (2A PTC)
- Individual output status LEDs
- Heavy-duty steel case with cover and cam lock
- Built-in short circuit and overheat protection

## 4-Channel "Brick" Power Supply

### Features

- 4-Channel, 5-Amp power distribution
- Can be mounted with the bracket for easy access and reduced power cord clutter
- Universal input voltage: 100~240 VAC
- Adjustable output voltage: 12~13.8 VDC
- Built-in 6.8-Amp overcurrent protection
- High voltage and overcurrent protection
- LED Power indicator



### Model Number

**PA-U0405-NULQ**  
4 Outputs, 5A Continuous

## Rack-Mount Power Supply



### Model Number

**PH-U1820-PULQ**  
18 Outputs, 20A

### Specifications

Input voltage	110/220 VAC (with selection switch)	
Input fuse	Glass, 10A	
Maximum current per output	Ch. 1~2	5A
	Ch. 3~18	1.6A
Output fuse type	PTC	
Output voltage	Adjustable, 11.7~13.6 VDC	
Operating humidity	Up to 90%, non-condensing	
Operating temperature	-14°~86° F (-26°~30° C)	
Dimensions	1 <sup>3</sup> / <sub>4</sub> "x17 <sup>1</sup> / <sub>2</sub> "x7 <sup>7</sup> / <sub>8</sub> " (45x445x200 mm)	
Weight	5-lb 7-oz (2.47kg)	

### Features

- 18 Outputs, 20A total
- PTC fuse protected outputs, 16 outputs at 1.6A and 2 outputs at 5A
- 11.7~13.6 VDC field-adjustable output
- 110/220 VAC Input with selection switch
- LCD Display of output voltage and total output current
- LED Status indicators for each output
- Removable screw terminal blocks for convenient installation and reliable connections
- For rack mounting or stacking on a shelf
- Compact 1U size fits standard racks
- Attractive, high-tech industrial design

## Power Converters

### Model Numbers

**ST-LA108-TPQ**  
0.8A@12VDC

---

**ST-LA115-TPQ**  
1.5A@12VDC

### Features

- Two models available, providing varying degrees of low-voltage DC output
- Built-in overload protection
- Regulated and filtered output
- LED Indicates power input
- 2.1mm DC Plug with pigtail for simple and quick installations



## 4-in-1 HD Video Distributor

### Model Number

**VA-1102B-WYQ**  
1 Input, 2 outputs

### Features

- Compatible with TVI, CVI, AHD, and Analog
- Distributes 1 video input to 2 video outputs
- Connect to a video camera, multiplexer, DVR, etc.
- LED Power indicator
- Signals are cleaned and buffered to ensure clear video over the camera's recommended maximum distance



## Power Adapters

### Model Numbers

**ST-UV12-S1.0Q** 1 Amp

---

**ST-UV12-S2.0Q** 2 Amps

---

**ST-UV12-S5.0Q** 5 Amps

### Features

#### ST-UV12-S1.0Q, and ST-UV12-S2.0Q Only:

- Sideways plug for easy use on power strips
- Universal 100~240 VAC input
- Regulated 12VDC output
- 6ft (1.8m) Cord with 2.1mm plug (positive center)
- Low current drain

#### ST-UV12-S5.0Q Only:

- Convert AC input power to low-voltage DC output power
- LED Power indicator
- Universal 100~240 VAC input
- Regulated 12VDC output
- 6ft (1.8m) Cord with 2.1mm plug (positive center)
- Includes AC power cord (IEC320-C13)
- Low current drain



ST-UV12-S1.0Q




ST-UV12-S2.0Q



ST-UV12-S5.0Q

See also page 117 for additional power adapters

## 4-in-1 HD Passive Video Baluns



EB-P101-01HQ



EB-P101-20HQ

HD

4K

### Model Numbers

**EB-P101-01HQ**  
Standard balun

**EB-P101-20HQ**  
Balun with 6" pig-tail

### Specifications

Range over 4K	
HD-TVI	4MP-590ft (180m) 4K-426ft (130m)
HD-CVI	4MP/4K - 656ft (200m)
HD-AHD	4MP-656ft (200m) 4K-492ft (150m)
Analog	4MP/4K - 1,312ft (400m)

### Features

- 4-in-1 TVI / CVI / AHD / Analog video up to 4K
- PAL / NTSC / SECAM compatible
- Built-in TVS surge protection
- Anti-static and wave filters
- Lightning protection – Grade III
- 60dB Crosstalk and noise immunity
- Real-time transmission over low-cost Cat5e/6 instead of costly coaxial
- Exceptional interference rejection
- Passive operation – No external power required
- Quick-connect terminals for easy installation
- Small size allows mounting of multiple baluns behind a DVR

## 4-in-1 HD Video Power Balun

### Features

- Includes all features listed above plus:
- Transmits video and power over Cat5e/6
  - Pigtails for flexible installation
  - Fast and easy to install
  - Sold as a set



HD

### Model Number

**EB-P101-20PHQ**  
Power video balun


### Specifications

Range over 4/5MP	
HD-TVI	1080p-820ft (250m), 5MP-590ft (180m)
HD-CVI	1080P-820ft (250m), 4MP 656ft (200m)
HD-AHD	1080p-820ft (250m), 5MP 590ft (180m)
Analog	Up to 1,312ft (400m)

## 4-in-1 HD Balun with Pass-Through

### Features

- Includes all features listed above plus:
- Patented ergonomic design includes built-in terminals for power or data pass-through
  - Terminal blocks - No crimping required



PATENTED

HD

4K

### Model Number

**EB-P501-02HQ**  
Balun with pass-through

### Specifications

Range over 4K	
HD-TVI	Up to 656ft (200m)
HD-CVI	Up to 820ft (250m)
HD-AHD	Up to 820ft (250m)
Analog	Up to 1,312ft (400m)

## 4-in-1 HD to HDMI Converter



**HDMI**  
HIGH-DEFINITION MULTIMEDIA INTERFACE

**HD**

### Model Number

**VC-3YAQ**  
HD to HDMI converter

### Specifications

Input signal	HD-TVI, HD-CVI, HD-AHD, NTSC, PAL
Output signal	HDMI, VGA, CVBS, loop output
Input resolutions supported	720p@25/30/50/60 Hz, 1080p@25/30 Hz, NTSC, PAL
Input connector	BNC (75Ω 1Vp-p)
Maximum input cable length	HD-TVI, HD-CVI, HD-AHD: 984ft (300m); CVBS: 328ft (100m)
Maximum output cable length	HDMI: 16ft (5m); VGA: 16ft (5m); CVBS: 328ft (100m)
Power supply	500mA@12VDC
Power consumption	350mA (max.)
Operating humidity	Up to 95%
Operating temperature	32°~131° F (°0~55° C)
Dimensions	5 <sup>1</sup> / <sub>8</sub> "x3 <sup>7</sup> / <sub>16</sub> "x1 <sup>3</sup> / <sub>16</sub> " (130x88x30 mm)
Weight	9.7-oz (275g)

### Features

- Converts HD-TVI, HD-CVI, HD-AHD, or Analog/CVBS video to HDMI, VGA, CVBS, or loop output
- Secondary BNC connection supports CVBS conversion, loop output, or dual HD Analog video input
- Dual HD Analog video input mode to switch between multiple video inputs
- Wall mountable with included screws
- Picture-in-picture mode when dual HD Analog video input used
- HDMI/VGA output support: 480p, 576p, 720p, 1080i, 1080p
- CVBS output support: NTSC, PAL
- CVBS underscan adjustment
- Compact, perfect for plug and play installations
- Quick installation, no driver or operating system requirements

## VGA to BNC Converter



### Model Number

**VC-2VAQ**  
1024x768 (NTSC)

### Specifications

Input signal	VGA
Output signal	VGA: 0.7 Vp-p RGB 15 pin female D-sub 1.0Vp-p, 75Ω BNC Composite
Current draw	500mA@5VDC
Maximum resolution	1024x768
Power source	1A@5VDC, 2.5mm
Dimensions	4 <sup>13</sup> / <sub>16</sub> "x3 <sup>3</sup> / <sub>16</sub> "x1 <sup>1</sup> / <sub>16</sub> " (122x81x27 mm)
Weight	9.3-oz (265g)

### Features

- Connect a DVR with VGA output to an existing monitor with BNC input
- Video standards: NTSC/PAL
- Auto configure resolution: Up to 1024x768 (up to 75Hz)
- Dual composite video (BNC) and VGA output ports
- Gold-plated BNC connector for longer life
- On-screen display (OSD) for image adjustments including size, brightness, contrast, hue, saturation, sharpness, and more
- Quick installation – no driver or operating system requirements

## 4-in-1 HD Ground Loop Isolator



HD

### Model Number

**VG-1C12YQ**

### Specifications

Bandwidth	Video DC to 40MHz	
Insertion loss	≤0.5dB	
Frequency response	5Hz~10MHz	
Isolation voltage	800VDC (min.)	
Insulation resistance	≥100MΩ	
Surge protection	4kV, 10/700μs IEC 61000-4-5/1955	
Connector	In	BNC Male
	Out	BNC Female
Impedance	75Ω (BNC-to-BNC)	
Cable length	7 <sup>1</sup> / <sub>8</sub> " (200mm) each side	
Housing material	ABS Plastic	

### Features

- TVI / CVI / AHD / Analog compatible
- Built-in surge protection
- BNC Terminals for easy installation
- Passive operation - no external power required
- Reduces ground loop interference
- Prevents video-signal distortion, picture tearing, cross talk, and other picture quality problems
- Housing dimensions: 1<sup>1</sup>/<sub>16</sub>"x1<sup>1</sup>/<sub>8</sub>"x1<sup>3</sup>/<sub>16</sub>" (43x28x21 mm)
- Weight: 2.0-oz (57g)

## 4-in-1 HD Video Surge Protector



HD

### Model Number

**VS-1V12YQ**

### Specifications

Bandwidth	Up to 270MHz	
Maximum input	6Vp-p	
Insertion loss	0.8dB@42MHz	
Return loss	16dB	
Frequency response	Up to 3dB@10MHz	
Insulation resistance	10,000MΩ	
Maximum surge voltage	4kV	
Discharging current	15kV	
Surge reaction speed	<1ns	
Signal passing capability	Breakdown voltage	6V
	Clamping voltage	25V

### Features

- Helps prevent damage to sensitive HD-TVI, HD-CVI, HD-AHD, and Analog CCTV cameras, DVRs, and switches
- Intercepts repeated surges and spikes that could damage HD-TVI, HD-CVI, HD-AHD, and Analog CCTV equipment
- Passive operation – no external power required
- Includes a 16" grounding wire for convenient connection to ground
- Dimensions: 3<sup>1</sup>/<sub>8</sub>"x1"x1" (79x25x25 mm)
- Weight: 2.3-oz (65g)

# CCTV Connectors

## Illuminated Power Connectors

### CA-1610-3FLQ

- 2.1mm DC Plug with LED and 3' (0.9m) red/black wires, LED indicates power and polarity



PATENTED

## Illuminated Power Connectors

### CA-1510-3FLQ

- 2.1mm DC jack with LED and 3' (0.9m) red/black wires, LED indicates power and polarity



PATENTED

## DC Connectors

### EVA-F5521-3Q

- 2.1mm DC Plug pigtail connector with 3' (0.9m) red/black wire



## DC Connectors

### EVA-M5521-3Q

- 2.1mm DC Jack pigtail connector with 3' (0.9m) red/black wire



## DC Connectors

### CA-161T

- 2.1mm DC Plug-to-terminal block



## DC Connectors

### CA-151T


- 2.1mm DC Jack-to-terminal block



## DC Connectors

### CA-161P

- 2.1mm DC Plug-to-terminal block (screwless)



## DC Connectors

### CA-1515Q

- 2.1mm DC Jack-to-jack adapter



## Junction Box (Small)

### JB-1

NEW

- Weatherproof (IP65) terminal block
- 4"x2"x1<sup>9</sup>/<sub>16</sub>" (102x50x40 mm)



## Junction Box (Large)

### JB-2

NEW

- Weatherproof (IP65) terminal block
- 4<sup>15</sup>/<sub>16</sub>"x2<sup>3</sup>/<sub>16</sub>"x1<sup>9</sup>/<sub>16</sub>" (125x55x40 mm)



## Hook-and-Loop Cable Tie

### X-714-046-18B


- Hook and loop fasteners make for organized, secure, and reusable operation



## BNC Connectors

### EVA-CB0R1Q

- BNC-to-RCA connector (gold-plated)





Up to  
500ft  
(150m)

Make it Clean.  
Make it Efficient.



FC  
FCC approved

# Make it Wireless

**ENFORCER**<sup>®</sup>

RF transmitters and receivers can help turn a security, access control, home automation, or gate operation into a clean and efficient wireless operation.

The ENFORCER line has a wide variety of RF equipment, including pendant and handheld transmitters, miniature receivers, desktop transmitters and receivers, wired transmitters, a 4-channel central receiver with programmable output tones, and more. All of the transmitters are compatible with all of the receivers in the extensive ENFORCER RF Wireless product line.



**Specifications:**

- 5 Output modes: 4-Second Momentary, 1-Second Momentary, Toggle, Validity, and Latch (4-Channel receiver can be programmed for 1~60 second momentary output)
- Transmitters: 315MHz Frequency, up to 500ft (150m)
- Receivers: 11~24 VAC/VDC, 8A Form C relays
- Each receiver learns up to 15 transmitter codes
- Easily add and delete transmitters
- Over 68 billion ( $6.8 \times 10^{10}$ ) possible codes
- OEM / Private label available

**SECO-LARM**<sup>®</sup>

Manufacturer of **ENFORCER**<sup>®</sup>

Phone: (949) 261-2999 (CA & Int'l)  
(800) 662-0800

Email: [sales@seco-larm.com](mailto:sales@seco-larm.com)  
Website: [www.seco-larm.com](http://www.seco-larm.com)

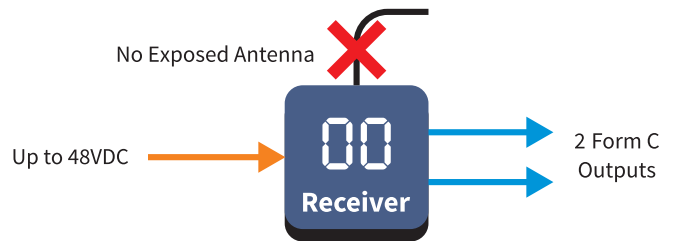
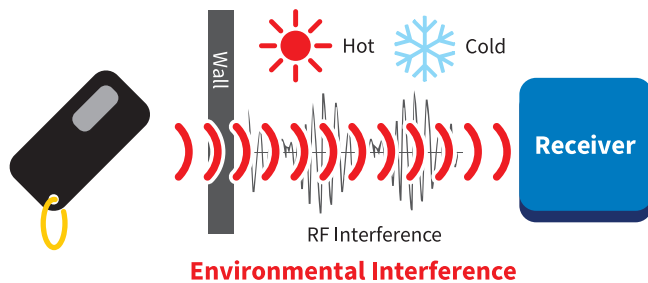


# HL Series RF Receivers/Transmitters

The ENFORCER 900MHz\* HL Series RF transmitters and receivers use digital modulation for improved immunity to interference, better signal penetration in environments with heavy obstructions, and significantly longer range of up to 1,800ft (550m)<sup>†</sup> line of sight. The ultra-low power consumption gives you up to 10-years battery life<sup>‡</sup> using common CR2032 coin cell batteries.



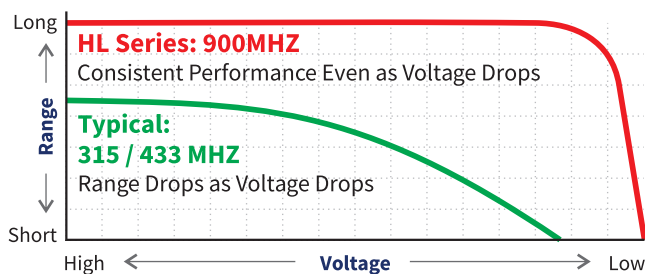
## Benefits



- Range up to 1,800ft (550m)<sup>†</sup>
- Improved immunity to interference
- Better penetration through physical obstacles

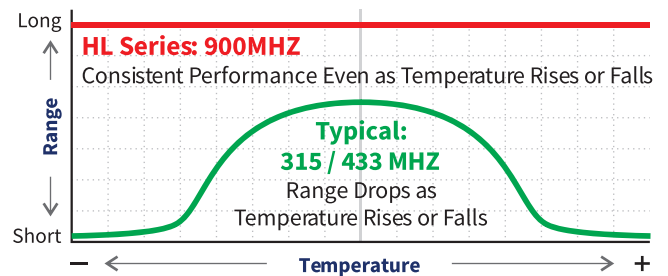
- Flexible voltage (up to 48VDC)
- PCB antenna, no antenna to be installed, adjusted, vandalized, or damaged

### Consistent performance as voltage drops



- Consistent range with a pocket-sized 1~4 button transmitter
- Power-efficient transmitter uses regular coin-type batteries

### Consistent performance as temperature varies



- Armor piercing technology (patent pending)
- Temperature compensation for consistent operation in varying temperatures

## Options

- Data encryption with code hopping
- Serial outputs for data control and/or logging
- 3.2~6 VDC Battery-powered receiver with low-voltage monitor

\* Actual frequency, 917MHz † Actual operating range will vary greatly depending on the installation and operating environment ‡ Based on ten 1-second button presses per day



# HL Series RF Receivers



PATENTED

### Model Numbers

**HL-951R1-SQ**  
1-Channel, 10A Form C relay,  
917MHz, 10~24 VAC, 9~48 VDC

NEW

**HL-951R2-SQ**  
2-Channel, 10A Form C relay,  
917MHz, 10~24 VAC, 9~48 VDC

NEW

### Specifications

Frequency	917MHz*	
Operating voltage	10~24 VAC or 9~48 VDC**	
Operating current	Standby	7mA@12VDC (typical)
	Active	68mA@12VDC per channel
Relay output	Type	Independent, sequence, access control
	Modes	1~99 seconds momentary, 1~99 minutes momentary, toggle, latch, validity (follow)
Connectors	Screw terminals:	
LED Digital display	Signal strength, programming functions, etc.	
Operating temperature	-40°~167° F (-40°~75° C)	

### Features

- Flexible operating voltage: 10~24 VAC, 9~48 VDC (3.2~6 VDC low-voltage version also available)
- Independently programmable channels
- 5 Relay output functions
- Form C (NO/NC/COM) contacts, 10A@14VDC
- Compatible with all SECO-LARM transmitters of the same frequency
- On-board antenna, no external antenna to be installed, adjusted, vandalized, or damaged
- Up to 99 button codes per channel
- Programming by switch, no need to cut jumpers
- LED Indicates RF reception, signal strength, and programming functions
- Dimensions: 37/8"x27/16"x1/16" (99x62x30 mm)

\* 868MHz version also available.  
 \*\*For low voltage 3.2~6 VDC battery powered model contact SECO-LARM

# HL Series RF Transmitters



HL-951T1-SQ



HL-951T2-SQ



PATENTED

### Model Numbers

**HL-951T1-SQ**  
1-Button pocket-sized pendant

NEW

**HL-951T2-SQ**  
2-Button pocket-sized pendant

NEW

### Specifications

Frequency	917MHz*
Battery	CR-2032 x 1 (Optional x 2)
IP rating	IP68
Dimensions	1 5/16"x3 1/16"x1/2" (34x78x13 mm)

\* 868MHz also available. Contact SECO-LARM

### Features

- Pocket-size pendant
- Efficient power use for longer battery life
- Includes one 3VDC lithium battery (X-930-096)
- On-board antenna, no external antenna to be installed, adjusted, vandalized, or damaged
- LED transmission indicated
- Waterproof (IP68) for indoor and outdoor use

### Accessories

**X-930-096**  
3VDC Lithium battery,  
CR2032



## OEM/ODM Welcome

# HL Series RF Transmitters (Specialty)


**PATENTED**

## Model Numbers

**HL-951T1-SDQ**  
1 Button HL Transmitter with DIP switch coding

**NEW**

**HL-951T1-SWQ**  
1 Button HL Transmitter with Wires

**NEW**

## Specifications

Frequency	917MHz*
Battery	CR-2032 x 1 (Optional x 2)
IP rating	IP68
Dimensions	1 <sup>5</sup> / <sub>16</sub> "x3 <sup>1</sup> / <sub>16</sub> "x1 <sup>1</sup> / <sub>2</sub> " (34x78x13 mm)

\* 868MHz also available. Contact SECO-LARM

## Accessories

**X-930-096**  
3VDC Lithium battery, CR2032



## Features

- Pocket-size pendant
- Efficient power use for longer battery life
- Includes one 3VDC lithium battery (X-930-096)
- On-board antenna, no external antenna to be installed, adjusted, vandalized, or damaged
- LED transmission indicator

## OEM/ODM Welcome

- Waterproof (IP68) for indoor and outdoor use


### HL-951T1-SWQ

- 4 Wires, 2 for power and 2 for contact closure trigger

### HL-951T1-SDQ

- DIP Switch coding for blocking coding transmitters

# Long-Range System-on-Module (SoM) Transceivers


**PATENTED**

## Model Numbers

**HL-951CM-SQ**  
SoM, On-Board Antenna

**NEW**

**HL-951CM-SFQ**  
SoM, Off-Board Antenna

**NEW**

## Specifications

Model	HL-951CM-SQ	HL-951CM-SFQ
Maximum RF power	+20dBm (100mW)	
Antenna type	PCB	Flexible
RF Modulation	FSK	
Data rate	66kbps	
Code type	Fixed	
Operating frequency	917MHz	
Memory capacity	99 transmitter button codes per channel	
Operating voltage	3~5 VDC	
Setup input	1 Tactile switch	
Output rating	5mA@5VDC	
Outputs	Control	4
	Buzzer	1
	Data com	1 UART (3V)
LED Indicators	2, RF Signal	
Operating temperature	-22°~158° F (-30°~70° C)	
Dimensions	1/2"x1 1/2" (13x38 mm)	1/2"x1" (13x25 mm)

## Features

- FCC certified
- Available in both 917MHz and 868.35MHz versions
- Long range, up to 1,800ft (550m)± line of sight
- Armor piercing technology for improved penetration
- Improved immunity to background interference
- Better penetration of physical obstacles
- 1 Setup tactile switch
- 4 Control switch outputs
- 2 LED RF Signal indicators / site survey test mode to find optimal installation location
- 1 Buzzer output
- 1 Relay control output
- 1 UART Data com output (3V)
- Choice of fixed PCB antenna or detachable flexible antenna
- Up to 99 button codes per channel
- Programming by switch, no need to cut jumpers
- Plug & Play

## OEM/ODM Welcome

## 1-Channel RF Receivers



### Model Numbers

**SK-910RBQ**  
315MHz

**SK-910RB-4Q\***  
433.92MHz

### Specifications

Model	SK-910RBQ	SK-910RB-4Q
Number of channels	1	
Operating frequency	315MHz	433.92MHz
Memory capacity	15 Transmitter button codes per channel	
Operating voltage	11~24 VAC/VDC	
Current draw	Standby	8mA@12VDC
	Active	30mA@12VDC
Relay rating	NO/NC/COM Relay, 10A@24VDC/120VAC	
Dimensions	2 <sup>9</sup> / <sub>16</sub> "x3 <sup>1</sup> / <sub>8</sub> "x1" (65x80x25 mm)	

### Features

- Five programmable relay output modes: 4-second momentary, 1-second momentary, toggle, latch, and validity
- Control garage doors, gates, house lights, alarm panels, or other devices via remote
- LED indicates RF transmission programming options and output modes
- One-button programming - no need to cut jumpers

### Accessories

#### SK-91ERSD

*Extended range antenna for 315MHz receivers*

#### SK-93ERSD

*Extended range antenna for 433.92MHz receivers*



## 2-Channel RF Receivers



### Model Numbers

**SK-910RB2Q**  
315MHz

**SK-910RB2-4Q**  
433.92MHz

### Specifications

Model	SK-910RB2Q	SK-910RB2-4Q
Number of channels	2	
Operating frequency	315MHz	433.92MHz
Memory capacity	15 Transmitter button codes per channel	
Operating voltage	11~24 VAC/VDC	
Current draw	Standby	8mA@12VDC
	Active	30mA@12VDC
Relay rating	NO/NC/COM Relay, 10A@24VDC/120VAC	
Dimensions	2 <sup>9</sup> / <sub>16</sub> "x3 <sup>1</sup> / <sub>8</sub> "x1" (65x80x25 mm)	

### Features

- Five programmable relay output modes: 4-second momentary, 1-second momentary, toggle, latch, and validity
- Control garage doors, gates, house lights, alarm panels, or other devices via remote
- LED indicates RF transmission programming options and output modes
- One-button programming - no need to cut jumpers

### Accessories

#### SK-91ERSD

*Extended range antenna for 315MHz receivers*

#### SK-93ERSD

*Extended range antenna for 433.92MHz receivers*



\* Special order item. Please contact SECO-LARM for detail

## 3- and 4-Channel RF Receivers



### Model Numbers

**SK-910RD3**  
315MHz, 3-Channel

**SK-910RD4**  
315MHz, 4-Channel

NEW

NEW

### Specifications

Model	SK-910RD3	SK-910RD4
Number of channels	3	4
Operating frequency	315MHz*	
Memory capacity	60 Transmitter button codes per channel	
Operating voltage	11~24 VAC/VDC	
Current draw	60mA@12 VDC, 50mA@24 VDC (per channel)	
Relay rating	Form C 10A@14VDC	
Dimensions	4 <sup>3</sup> / <sub>16</sub> "x7 <sup>1</sup> / <sub>8</sub> "x2 <sup>3</sup> / <sub>16</sub> " (107x23x60 mm)	

\* Can receive 433.92MHz with optional SK-93ERSD Extended Range Antenna

† Operating range varies greatly depending on the installation and operating environment

### Features

- Five programmable relay output modes – 0.5~99 second timed pulse, toggle, latch, follow (validity), 1~99 minute timed pulse
- Dual frequency - Can receive 433.92MHz signals with optional SK-93ERSD Extended Range Antenna
- Range† up to 500ft (150m) or 1,000ft (300m) with optional SK-91ERSD Extended Range Antenna
- Up to 60 transmitter button codes can be learned per channel
- Alphanumeric display indicates learn mode entered, transmitter learned, memory cleared, RF reception, and relay output mode
- Display hidden in semi-transparent case until lit
- Pushbutton programming, no need to cut jumpers
- Compatible with all ENFORCER transmitters of the same frequency

### Accessories

#### SK-91ERSD

Extended range antenna for 315MHz receivers

#### SK-93ERSD

Extended range antenna for 433.92MHz receivers



NOTE: 433.92MHz versions with CE certification are also available by special order.

## Miniature 1- and 2-Channel RF Receivers

### Features

- Control garage doors, gates, house lights, alarm panel, or other devices via remote
- Small size
- LED indicates RF transmission programming options and output modes



### Model Numbers

**SK-910RAQ**  
3A relay, 11~24 VAC/VDC

**SK-910RAVQ**  
5A Transistor ground, 3~13.8 VDC

**SK-910RAV2Q**  
3A Transistor ground, 3~13.8 VDC

### Accessories

#### SK-91ERSD

Extended range antenna (SK-910RAQ only)



### Specifications

Model	SK-910RAQ	SK-910RAVQ	SK-910RAV2Q
Number of channels	1		2
Operating frequency	315MHz		
Memory capacity	15 Transmitter button codes		15 Transmitter button codes per channel
Operating voltage	11~24 VAC/VDC	3~13.8 VDC	
Current draw	50mA@12VDC		
Output	NO/NC/COM Relay, 3A	Transistor ground, 5A	Transistor ground, 3A
Dimensions	2 <sup>9</sup> / <sub>16</sub> "x3 <sup>3</sup> / <sub>16</sub> "x3 <sup>1</sup> / <sub>4</sub> " (65x80x19 mm)		



# 315MHz Pendant Transmitters



PATENTED

### Features

- Over 68 billion (6.8x10<sup>10</sup>) possible codes
- LED transmission indicator
- All transmitters are compatible with all SECO-LARM Receivers of the same frequency
- Includes one 3VDC lithium battery (X-930-096)
- Patented transmitter design
- Weatherproof (IP66)

### Model Numbers

<b>1-Button</b>
<b>SK-919T1-GBQ</b> 315MHz, 1 Channel
<b>SK-919T1-GBUQ</b> 315MHz, 1 Channel, No logo
<b>2-Button</b>
<b>SK-919T2-GNQ</b> 315MHz, 3-Channel
<b>3-Button</b>
<b>SK-919T3-GNQ</b> 315MHz, 7-Channel
<b>4-Button</b>
<b>SK-919T4-GNQ</b> 315MHz, 15-Channel

### Accessories

**X-930-096**  
3VDC Lithium battery, CR2032



# 315MHz CODEBUMP™ Pendant Transmitters



PATENTED

### Features

- Over 18 quintillion possible codes
- LED transmission indicator
- All transmitters are compatible with all SECO-LARM Receivers of the same frequency
- Includes one 3VDC lithium battery (X-930-096)
- Patented transmitter design
- Weatherproof (IP66)

### Model Numbers


<b>1-Button</b>
<b>SK-917T1-GBQ</b> 315MHz, 1 Channel
<b>2-Button</b>
<b>SK-917T2-GNQ</b> 315MHz, 3-Channel
<b>3-Button</b>
<b>SK-917T3-GNQ*</b> 315MHz s, 7-Channel
<b>4-Button</b>
<b>SK-917T4-GNQ</b> 315MHz, 15-Channel

\* Special order item. Please contact SECO-LARM for details.

### CODEBUMP™

Patented CODEBUMP™ anti-codegrabbing technology changes the transmitter's code to one of 18 quintillion possible codes every time the transmitter button is pressed.

# 433MHz Pendant Transmitters


**PATENTED**

## Model Numbers

### 1-Button

**SK-939T1-GBUQ**  
433.92MHz, 1 Channel, No Logo

### 2-Button

**SK-939T2-GNUQ**  
433.92MHz, 3-Channel, No Logo

### 3-Button

**SK-939T3-GNUQ\***  
433.92MHz, 7-Channel

### 4-Button

**SK-939T4-GNUQ\***  
433.92MHz, 15-Channel

\* Special order item. Please contact SECO-LARM for details.

## Accessories

**X-930-096**  
3VDC Lithium battery,  
CR2032



## Features

- Over 68 billion (6.8x10<sup>10</sup>) possible codes
- LED transmission indicator
- All transmitters are compatible with all SECO-LARM Receivers of the same frequency
- Includes one 3VDC lithium battery (X-930-096)
- Patented transmitter design
- Weatherproof (IP66)

# Special Use Transmitters



SK-919T1-GBDQ

SK-919T1-GBWQ


**Block Coding**
**PATENTED**

## Model Numbers

**SK-919T1-GBDQ**  
315MHz, 1-Channel,  
DIP Switch code

**SK-919T1-GBWQ**  
315MHz, Wired 1-Channel

## Specifications

Model	SK-919T-GBDQ
Frequency	315MHz
Battery	CR-2032 x 1
Dimensions	1 1/4" x 2 3/16" x 5/16" (31.5x55x8 mm)
Model	SK-919T-GBWQ
Wiring	Switch: Two 6" wires for N.O. Power: Two 6" wires for power input
Frequency	315MHz
Battery	CR-2032 x 1
Dimensions	1 1/4" x 2 3/16" x 5/16" (31.5x55x8 mm)

## Accessories

**X-930-096**  
3VDC Lithium battery,  
CR2032



## Features

- SK-919T1-GBDQ:**
  - Use for "block coding" (multiple transmitters programmed to the same code)
  - Frequency 315MHz
  - Operates up to 500ft (150m)
  - LED Transmission and low-battery indicator
  - Includes one 3VDC lithium battery (X-930-096)
  - Compatible with all 315MHz SK-series receivers
  - Coding by 8-pin DIP switch providing 256 combinations
- SK-919T1-GBWQ:**
  - Powered by internal battery or external 3~13 VDC output regulated adapter (not included)
  - Frequency 315MHz
  - Operates up to 500ft (150m)
  - Over 68 billion (6.8x10<sup>10</sup>) possible codes
  - LED Transmission indicator
  - Includes one 3VDC lithium battery (X-930-096)
  - Compact size
  - Compatible with all SECO-LARM SK-series receivers of the same frequency

# RF Handheld Transmitters



## Model Numbers

### 1-Button

**SK-919TP1H-BQ**  
315MHz, 1-Channel

### 2-Button

**SK-919TP2H-NQ**  
315MHz, 3-Channel

### 4-Button

**SK-919TP4H-NQ**  
315MHz, 15-Channel

## Accessories

**X-930-096**  
3VDC Lithium battery,  
CR2032




**SK-9HBC**  
Belt-clip holster/  
wall-mount bracket for  
handheld transmitters



## Features

- Operates up to 500ft
- Over 68 billion (6.8x10<sup>10</sup>) possible codes
- LED transmission indicator
- Includes one 3VDC lithium battery (X-930-096)
- All transmitters are compatible with all SECO-LARM receivers of the same frequency
- Visor clip and belt clip included. Belt Clip Holster/ Wall Mount Switch also available (Model SK-9HBC)
- Weatherproof (IP65)
- Slimline design: 2<sup>3</sup>/<sub>16</sub>"x3<sup>1</sup>/<sub>2</sub>"x<sup>1</sup>/<sub>2</sub>" (56x89x12 mm)

# RF Wireless RTE Transmitters



SD-8202GT-PEQ

SD-862T-GWSQ



## Model Numbers

**SD-8202GT-PEQ**  
Wireless 2" square, illuminated  
green pushbutton, SPDT

**SD-862T-GWSQ**  
Wireless 2" square,  
green pushbutton

## Accessories

**SK-910RBQ**  
315MHz 1-Channel  
RF receiver  
(see page 92)



**SK-910RB2Q**  
315MHz 2-Channel  
RF receiver  
(see page 92)



**SK-910RD3**  
315MHz 3-Channel  
RF receiver  
(see page 93)



**SK-910RD4**  
315MHz 4-Channel  
RF receiver  
(see page 93 )



## Features

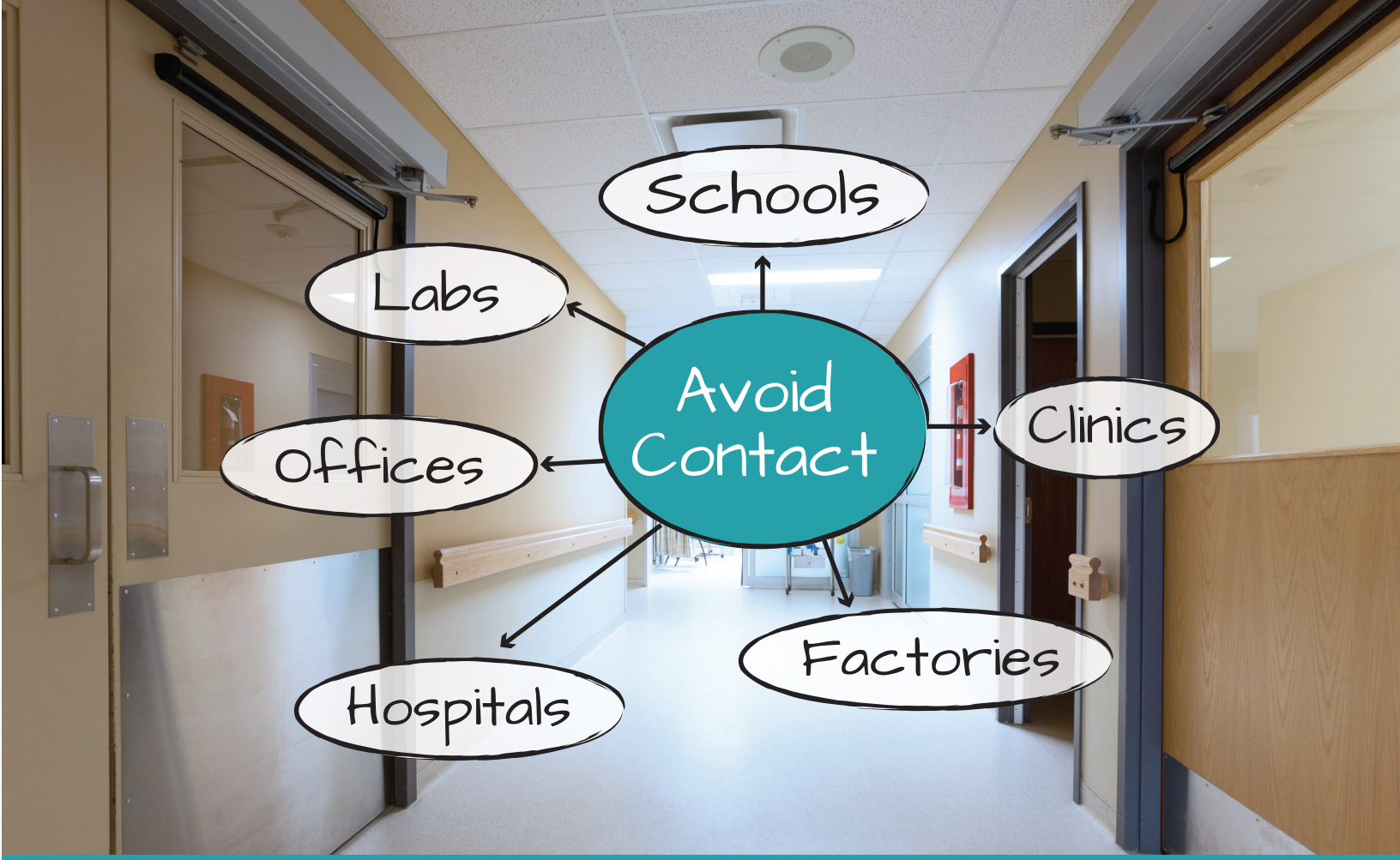
### SD-8202GT-PEQ:

- Single-gang, stainless steel faceplate
- For hard-to-wire installations
- Range 250ft (76m)
- 2" Square illuminated pushbutton
- Built-in RF transmitter
- Compatible with SECO-LARM 315MHz receivers (see pages 92~93)

### SD-862T-GWSQ:


- Completely wireless and portable
- Range of 250ft (76m)
- Useful for hard-to-wire installations
- Use in offices, factories, institutions, or residences
- Desk mount or wall mount wireless RTE button
- No exposed antenna
- Single-gang faceplate
- 2" Square pushbutton
- Back box included
- 9V Alkaline battery include





# Wave-to-Open Sensors

- Wave-to-Open – just wave a hand in front of the sensor
- Sensing range: 2<sup>3</sup>/<sub>8</sub>"~8" adjustable\*
- Selectable LED color: Green to red or red to green
- Clean and simple no-touch operation reduces the risk of cross-contamination
- 12~24 VAC/VDC
- SPDT relay output, 3A@24VDC
- Reliable motion-sensing IR technology
- Durable, stainless steel or white plastic faceplate
- Built-in timer, adjustable 0.5~30 seconds or toggle†
- Manual override available
- Decals available – English, Spanish, and French (SD-927PWCQ)
- Sensors sold separately



SD-927PKC-NEQ



## Related Products:

Outdoor Wave-to-Open Sensors



SD-9263-KSQ

SD-9263-KSVQ

SD-9163-KSQ

SD-9163-KSVQ

Décor No-Touch Sensor



SD-927PWCQ

Wave-to-Open Sensor with Manual Override



SD-927PKC-NEVQ

Wave-to-Open Sensors only



CS-PD422-PQ ø22mm



CS-PD438-PQ ø38mm

\*SD-927PWCQ sensing range is 2" (5cm) not adjustable †SD-927PWCQ output duration is 0.5 seconds or as long as hand is near the sensor.

Tel: (800) 662-0800 Email: sales@seco-larm.com  
 Fax: (949) 261-7326 Website: www.seco-larm.com

SECO-LARM® ENFORCER® CRIMEBUSTER® CBA® SLI® JL®



## Twin Photobeam Detectors



PATENTED

### Features

- Twin beams provide reliable perimeter security, minimizing false alarms from falling leaves, etc.
- Lensed optics reinforce beam strength and provide excellent immunity to false alarms due to rain, snow, mist, etc.
- Weatherproof (IP55), sunlight-filtering case for indoor and outdoor conditions
- Automatically adjusts beam strength to compensate for different weather conditions
- Automatic input power filtering with special noise rejection circuitry
- NO/NC Alarm output
- N.C. Tamper circuit included
- Non-polarized power inputs
- Built-in laser alignment system for quick, easy installation
- Adjustable interrupt time (50~700 ms)
- "U" Brackets included for pole mounting

### E-964-D390Q Only:

- Multi-frequency (four channels selectable) to reduce interference between multiple units for more flexible installation options

### Specifications

Model	E-960-D90Q	E-960-D190Q	E-960-D290Q	E-964-D390Q	
Number of beams	2				
Number of frequencies	1			4	
Sensing range	Outdoor	90' (30m)	190' (60m)	290' (90m)	390' (120m)
	Indoor	190' (60m)	390' (120m)	590' (180m)	790' (240m)
Response time	50~700 ms (Programmable)				
LEDs	Green	Good beam signal, properly aligned, connected to power			
	Yellow	Poor beam signal			
	Red	No beam signal, triggered			
Operating voltage	10~30 VAC/VDC				
Current draw (max.)	100mA@12VDC				
Alignment laser	Wavelength: 650nm/Output power: ≤5mW				
Alarm output	NO/NC Relay, 1A@120VAC				
Tamper output	N.C. Switch, 1A@120VAC				
IP Rating	IP55				
Alignment angle	Horizontal: ±90°, Vertical: ±5°				
Operating temperature	-13°~131° F (-25°~55° C)				
Dimensions	2 <sup>15</sup> / <sub>16</sub> "x6 <sup>13</sup> / <sub>16</sub> "x2 <sup>7</sup> / <sub>8</sub> " (74x173x72 mm)				
Weight	2.5-lb (1.1kg)				

### Model Numbers

#### E-960-D90Q

Range: 90ft (30m) outdoor  
190ft (60m) indoor

#### E-960-D190Q

Range: 190ft (60m) outdoor  
390ft (120m) indoor

#### E-960-D290Q

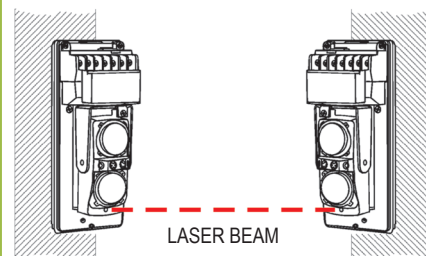
Range: 290ft (90m) outdoor  
590ft (180m) indoor

#### E-964-D390Q

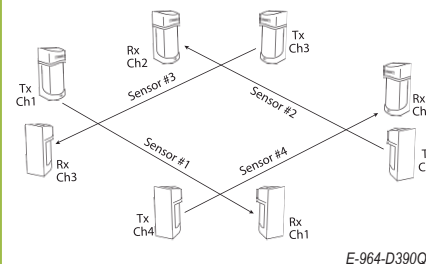
Range: 390ft (120m) outdoor  
790ft (240m) indoor

### Laser Beam Alignment

Alignment is now easier than ever with our laser beam alignment system.



### Multi-frequency to reduce interference



### E-960-D90GQ



The E-960-D90GQ is ETL Listed and conforms to UL325. For details please see page 103

# Quad Photobeam Detectors



## Model Numbers

### E-964-Q330Q

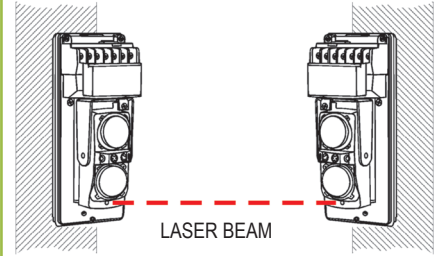
Range: 330ft (100m) outdoor  
660ft (200m) indoor

### E-964-Q660Q

Range: 660ft (200m) outdoor  
1,320ft (400m) indoor

## Laser Beam Alignment

Alignment is now easier than ever with our laser beam alignment system.



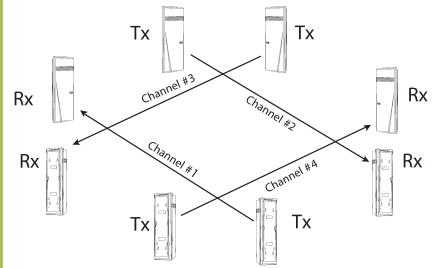
## Features

- Multi-frequency (four channels selectable) to reduce interference between multiple units for more flexible installation options
- Lensed optics reinforce beam strength and provide excellent immunity to false alarms due to rain, snow, mist, etc.
- Weatherproof (IP55), sunlight-filtering case for indoor and outdoor conditions
- Built-in heater
- Automatically adjusts beam strength to compensate for different weather conditions
- Automatic input power filtering with special noise rejection circuitry
- Non-polarized power inputs
- Built-in laser alignment system for quick, easy installation
- Buzzer sound (beep sound) for beam alignment

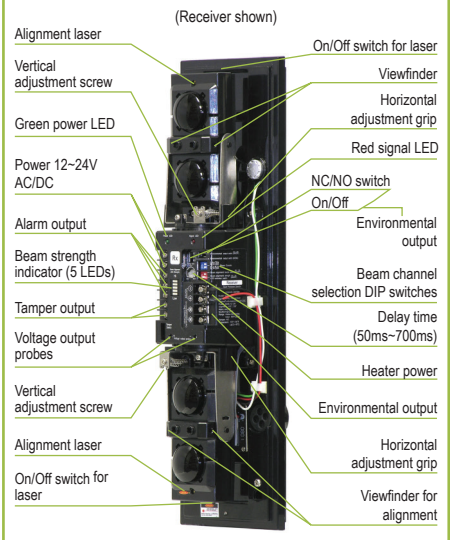
## Specifications

Model	E-964-Q330Q	E-964-Q660Q
Number of beams	4	
Number of frequencies	4 (selectable)	
Sensing range	Outdoor	330' (100m)
	Indoor	660' (200m)
Response time	50~700 ms (Programmable)	
LEDs	Green	Good beam signal, properly aligned, connected to power
	Red	Improper alignment, triggered
	5 LED Indicators	Indicate signal strength from high to low
Operating voltage	12~24 VAC/VDC	
Current draw (max.)	270mA	290mA
Alignment laser	Wavelength: 650nm/Output power: ≤5mW	
Alarm output	NO/NC/COM Relay, 1A@125VAC/1A@24VDC	
Tamper output	N.C. Switch, 1A@120VAC	
IP Rating	IP55	
Alignment angle	Horizontal: ±90°, Vertical: ±15°	
Operating temperature	-13°~131° F (-25°~55° C)	
Dimensions	4 <sup>7</sup> / <sub>16</sub> "x15 <sup>1</sup> / <sub>4</sub> "x4 <sup>11</sup> / <sub>32</sub> " (113x387x110 mm)	
Weight	5.7-lb (2.6kg)	


## Multi-frequency to reduce interference



## Overview



## 45ft Reflective Beam Sensor



**Intertek**  
Conforms to  
UL Std. 325

### Features

- Typical applications include garage doors, outdoor gates, overhead doors, and entry detection
- Up to 45ft (14m) sensing range
- 10ms Response time
- Pre-wired 6ft (1.8m) cord
- Adjustable sensing range
- Weatherproof (IP66) construction
- Sensor, 3" round reflector, sensor hood, and mounting hardware included

### E-936-S45RRGQ:

- Light-on operation
- 12-30V DC/AC 60Hz, 100mA
- Monitored output
  - N.C.
  - 10kΩ Resistor
- Conforms to UL Std. 325

### E-931-S45RRQ:

- Dark-on operation
- 12~250 VAC/VDC, NO/NC/COM output

### Specifications

Model	E-936-S45RRGQ	E-931-S45RRQ	
Number of beams	1		
Sensing range	0.5'~45' (0.1~14 m)		
Response time	10ms	5ms~100ms (Adjustable)	
LEDs	Yellow	Good beam signal, properly aligned	
	Red	Power on, triggered off	Trigger
Operating voltage	12-30V DC/AC 60Hz, 100mA	12~250 VAC/VDC	
Current draw (max.)	70mA@12VDC		
Alarm output	SPDT Relay output (NO/NC/COM, with built-in 10kΩ resistor on N.O. output), 2A@30VAC/VDC	SPDT Relay output (NO/NC/COM), 3A@120VAC / 3A@30VDC	
IP Rating	IP66		
Operating temperature	-4°~131° F (-20°~55° C)		

### Model Numbers

**E-936-S45RRGQ**  
Range, 45ft (14m), ETL

**E-931-S45RRQ**  
Range: 45ft (14m)

### Accessories

**E-931ACC-BLS6Q**  
Single-gang,  
flush-mount bracket



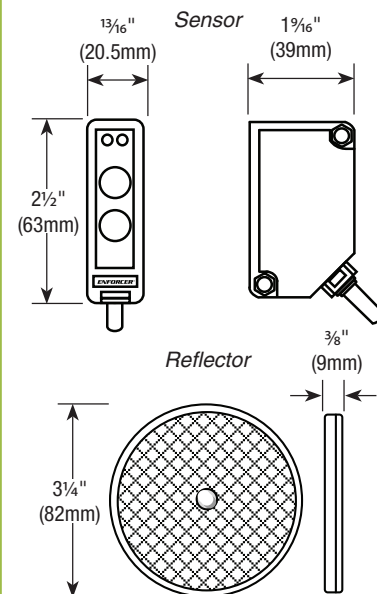
**E-931ACC-BLS7Q**  
L-Bracket for side  
mounting



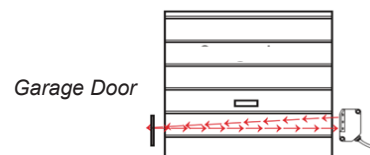
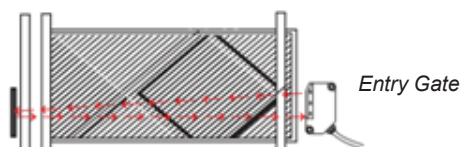
**E-931ACC-BLS8Q**  
Wall or door frame  
bracket




### Dimensions



### Sample Installations



# 35ft Reflective Beam Sensor


**Model Number**


**E-931-S35RRQ**  
Range: 35ft (11m)

**Accessories**

**E-931ACC-HR1Q**  
Hood for  
E-931ACC-RC1Q



**E-931ACC-RC1Q**  
3" (76mm) Round  
reflector



**E-931ACC-RLQ**  
Large reflector



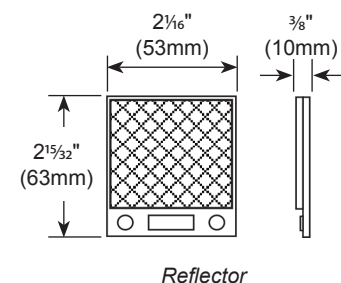
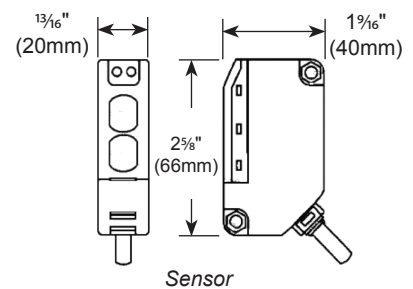
**E-931ACC-BLS6Q**  
Single-gang,  
flush-mount bracket



**E-931ACC-BLS7Q**  
L-Bracket for side  
mounting



**E-931ACC-BLS8Q**  
Wall or door frame  
bracket


**Dimensions**

**Features**

- Typical applications include garage doors, outdoor gates, or overhead doors
- Up to 35ft (11m) sensing range
- 10ms Response time
- Weatherproof (IP66) construction for indoor and outdoor use
- Pre-wired 6ft (1.8m) cord
- Sensor, 2" square reflector, and mounting hardware included

**E-931-S35RRQ:**

- Dark-on operation
- 12~240 VDC/24~240 VAC, NO/NC output

**Specifications**

Number of beams	1	
Sensing range	0.5'~35' (0.2~11 m)	
Response time	10ms (Max.)	
LEDs	Yellow	Good beam signal, properly aligned
	Red	Trigger
Operating voltage	12~240 VDC/24~240 VAC	
Current draw (max.)	40mA@12VDC, 20mA@24VDC	
Alarm output	SPDT Relay output (NO/NC/COM), 2A@30VDC/1A@250VAC	
IP Rating	IP66	
Operating temperature	-4°~131° F (-20°~55° C)	

**Also Available from SECO-LARM**


**E-931CS22RFCQ**  
Wireless entry alert system



**E-931CS22RRCQ**  
Entry alert system

For more information on entry alert systems, please see page 138

## 50ft Reflective Beam Sensor



**Intertek**  
Conforms to  
UL Std. 325

### Model Number

**E-931-S50RRGQ**  
Range: 50ft (15m), ETL

### Specifications

Number of beams	1	
Sensing range	50ft (15m)	
Response time	10ms	
LEDs	Solid green	Good beam signal, properly aligned
	Alternating flash	Poor beam signal
	Solid red	No beam signal, triggered
Operating voltage	12-30V DC/AC 60Hz, 100mA	
IP Rating	IP55	
Current draw (max.)	55mA@12VDC, 40mA@24VDC	
Alarm output	SPDT Relay output, 500mA@30 VAC/VDC	
Tamper output	N.C. Switch, 500mA@30 VAC/VDC	

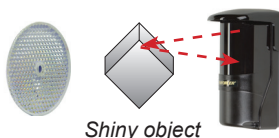
### Features

- Conforms to UL325
- Typical applications include: Garage doors, outdoor gates, or overhead doors
- Housing designed to prevent condensation
- Up to 50ft (15m) sensing range
- 10ms Response time
- Tamper output will trigger an alarm if the sensor's cover is removed
- 12-30V DC/AC 60Hz, 100mA
- Light-On Operation
- Weatherproof (IP55) construction for indoor/outdoor use
- Sensor, 3-inch round reflector, reflector and sensor hood, and mounting hardware included
- Terminal block wiring for added convenience
- Monitored Output
  - N.C.
  - 10kΩ Resistor

## 33ft Polarized Reflective Beam Sensor

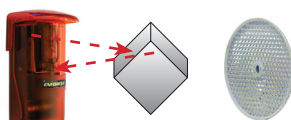


### Non-Polarized Sensor:



Non-polarized sensor **IS** triggered by shiny object which reflects beam but changes polarization.

### Polarized Sensor:



Polarized sensor **NOT** triggered by shiny object due to detection of changed polarization of beam.



Conforms to  
UL Std. 325

### Model Number

**E-931-S33PRGQ**  
Range: 33ft (10m), ETL

### Specifications

Number of beams	1	
Sensing range	33ft (10m)	
Response time	10ms	
LEDs	Green	Good beam signal, properly aligned
	Red	No beam signal, triggered
Operating voltage	12-30V DC/AC 60Hz, 100mA	
IP Rating	IP55	
Current draw (max.)	55mA@12VDC, 40mA@24VDC	
Alarm output	SPDT Relay output, 500mA@30 VAC/VDC	
Tamper output	N.C. Switch, 500mA@30 VAC/VDC	

### Features

- Conforms to UL325
- Typical applications include garage doors, outdoor gates, or overhead doors
- Polarized sensor is immune to shiny objects, triggers only when correctly reflected light is detected
- Tamper output will trigger an alarm if the sensor's cover is removed
- Weatherproof (IP55) construction for indoor and outdoor use
- Light-On Operation
- Housing designed to prevent condensation
- 10ms Response time
- Terminal block wiring for added convenience
- Sensor, 3" round reflector, sensor hood, and mounting hardware included
- Monitored Output
  - N.C.
  - 10kΩ Resistor

# Twin Photobeam Detector



**Intertek**  
Conforms to  
UL Std. 325

**PATENTED**

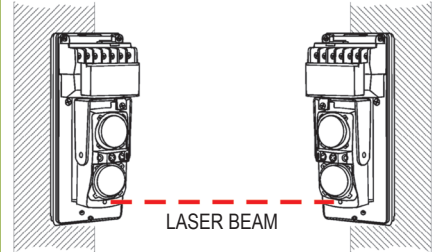
## Model Number

**E-960-D90GQ**

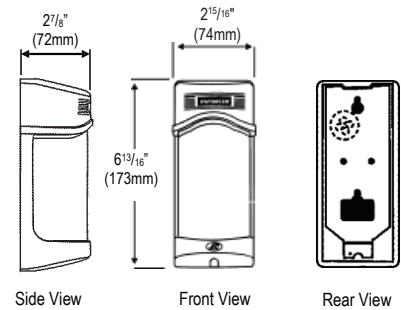
Range: 90ft (30m) outdoor  
190ft (60m) indoor, ETL

## Laser Beam Alignment

Alignment is now easier than ever with our laser beam alignment system.



## Dimensions



## Features


- Conforms to UL325
- Twin beams provide reliable perimeter security, minimizing false alarms from falling leaves, etc.
- Lensed optics reinforce beam strength and provide excellent immunity to false alarms due to rain, snow, mist, etc.
- Weatherproof (IP55), sunlight-filtering case for indoor and outdoor conditions
- Automatically adjusts beam strength to compensate for different weather conditions
- Light-On Operation
- Automatic input power filtering with special noise rejection circuitry
- NO/NC Alarm output
- N.C. Tamper circuit included
- Non-polarized power inputs
- Built-in laser alignment system for quick, easy installation
- Fixed interrupt time (10ms)
- "U" Brackets included for pole mounting
- Monitored Output
  - N.C.
  - 10kΩ Resistor

## Specifications

Max Range	Outdoor	90' (30m)
	Indoor	190' (60m)
Current (max.)		150mA
Power		12-30V DC/AC 60Hz, 200mA (non-polarized)
Interrupt speed		10ms
Trigger output		SPDT NO/NC/COM relay, 1A@30 VAC/VDC
Tamper output		N.C. switch, 1A@30 VAC/VDC
LEDs	Red	ON indicates transmitter and receiver not aligned or beam is broken
	Yellow	On indicates weak receiver signal or beam is broken
	Green	ON indicates unit connected to power
Laser wavelength		650nm
IP Rating		IP55
Laser output power		≤5mW
Alignment angle		Horizontal: ±90°, vertical: ±5°
Operating temperature		-13°~131° F (-25°~55° C)
Weight		2.5-lb (1.1kg)

## ETL UL 325 Compliant Sensors

**E-936-S45RRGQ Up to 45ft (14m)**




For more information  
see page 100

**E-931-S33PRGQ Up to 33ft (10m)**



For more information  
see page 102

**E-931-S50RRGQ Up to 50ft (15m)**



For more information  
see page 102

## 50ft Large Reflective Beam Sensor



**PATENTED**

### Features

- Typical applications include: Garage doors, outdoor gates, overhead doors, or manufacturing lines
- Large sensor with patented design and large reflector for a large sensing area and easier alignment
- Up to 50ft (15m) sensing range
- Response time adjustable from 50~700 ms
- 12~250 VAC/VDC Operation
- Tamper output will trigger an alarm if the sensor's cover is removed
- Weatherproof construction for indoor or outdoor use (IP55)
- Sensor, large reflector, sensor and reflector hoods, and mounting hardware included
- Terminal block wiring for added convenience

### Model Number

**E-931-S50RRLQ**  
Range: 50ft (15m)

### Specifications

Number of beams	1	
Sensing range	50ft (15m)	
Response time	50~700 ms (Programmable)	
LEDs	Green	Power
	Yellow	Poor beam signal
	Red	No beam signal, triggered
Operating voltage	12~250 VAC/VDC	
Current draw (max.)	100mA@12VDC	
Alarm output	NO/NC Relay, 0.5A@120VAC, min. 1s	
Tamper output	N.C. Switch, 0.5A@30VDC	
IP Rating	IP55	
Alignment angle	Horizontal: ±90°, Vertical: ±5°	
Operating temperature	-13°~131° F (-25°~55° C)	

## Miniature Single Photobeam Sensors



### Features

- Built-in AGC control to filter out lighting disturbances
- Sensor range up to 50ft (15m)
- LED indicators for power, signal strength, and trigger
- Small size for a less conspicuous installation
- Signal strength indicator for easier alignment
- Simple to install
- Weatherproof (IP65) for indoor or outdoor use
- Mounting hardware included

### Model Number

**E-964-S50TB**  
Range: 50ft (15m) Multi-Frequency

### Specifications

Range	Up to 50ft (15m)	
No. of beam channels	Single infrared beam	
No. of beam frequencies	4	
Input power	10~24 VDC	
Current draw	Tx	15mA@12VDC
	Rx	30mA@12VDC
IP Rating	IP65	
Infrared LED wavelength	940nm	
Relay output	NO/NC relay (set by jumper), 0.5A@30VAC/VDC	
Interrupt speed	50ms	
LED Indicators	Power, Signal Strength, Triggered	



## Curtain Sensors

### Model Numbers

#### E-9622-4B25

4 Beams, 22½" (57cm) long, black

#### E-9644-6B25

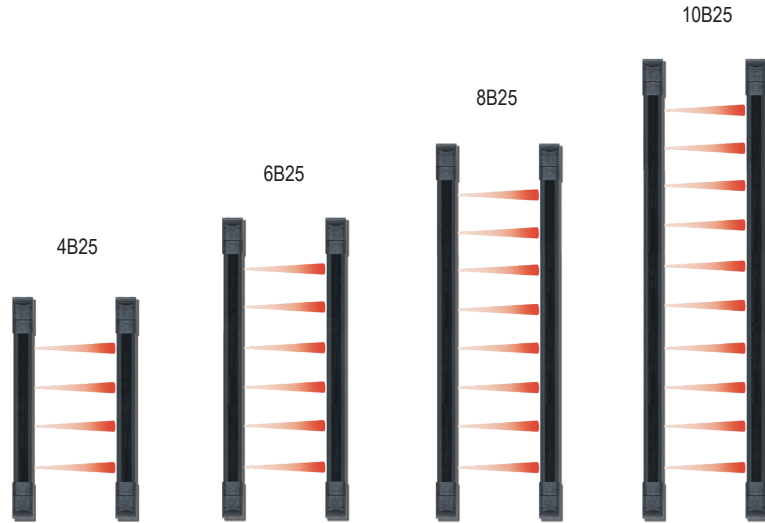
6 Beams, 44½" (113cm) long, black

#### E-9660-8B25

8 Beams, 60⅞" (153cm) long, black

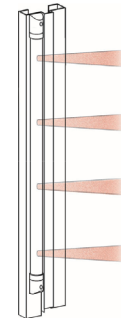
#### E-9680-10B25

10 Beams, 79" (201cm) long, black

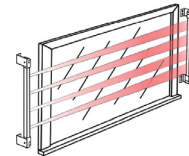


### Applications

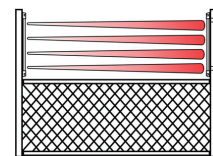
#### Typical Door/ Window Frame



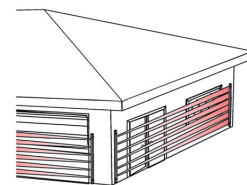
#### Windows



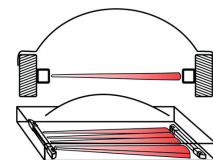
#### Indoor Fence Tops



#### Garages/Gates/Walls



#### Skylights



### Features

- 50ft (16m) Indoor, 25ft (8m) Outdoor
- Multi-frequency to reduce interference between multiple units
- Install on windows, doorways, skylights, fence tops, and any place where space is limited
- Weather-resistant (IP54) construction for indoor and outdoor use
- Perfect for indoor and outdoor perimeter security
- Slimline design – 1<sup>5</sup>/<sub>16</sub>"x7<sup>7</sup>/<sub>8</sub>" (33x22 mm)
- Rugged aluminum construction
- NO/NC Relay output
- No synchronizing wires required
- 4, 6, 8, or 10 separate photoelectric beam sensors; programmable trigger upon breaking of any single beam or simultaneous breaking of any two adjacent beams
- Anti-tamper circuit for use when power is cut or end cap is removed
- LED alignment indicator
- L-brackets and mounting hardware included

### Specifications

Model	E-9622-4B25	E-9644-6B25	E-9660-8B25	E-9680-10B25
Standby@12~24 VDC	89mA	94mA	102mA	110mA
Active@12~24 VDC	73mA	79mA	92mA	100mA
Dimensions	22½"x1 <sup>5</sup> / <sub>16</sub> "x7 <sup>7</sup> / <sub>8</sub> " (572x33x22 mm)	44½"x1 <sup>5</sup> / <sub>16</sub> "x7 <sup>7</sup> / <sub>8</sub> " (1130x33x22 mm)	60⅞"x1 <sup>5</sup> / <sub>16</sub> "x7 <sup>7</sup> / <sub>8</sub> " (1527x33x22 mm)	79"x1 <sup>5</sup> / <sub>16</sub> "x7 <sup>7</sup> / <sub>8</sub> " (2007x33x22 mm)
Response time	0.5~32.5 ms	0.5~48.5 ms	0.5~60 ms	0.5~70 ms
Maximum range	Indoor: 50' (16m), outdoor: 25' (8m)			
Detection method	Simultaneous break of 2 adjacent beams or any single beam (programmable)			
Output	NO/NC Relay output, 1A@12~24 VDC			
Operating temperature	-49°~131° F (-45°~55° C)			
Attenuation LED	ON: Powered, aligned properly; Flashing: Beam broken or unaligned; OFF: No power			
Enclosure / Case	IP54 / Aluminum alloy			

## Infrared Proximity Sensors



CS-PD419-PQ

CS-PD422-PQ

CS-PD438-PQ



Intertek  
Conforms to  
UL Std. 294

### Model Numbers

**CS-PD419-PQ**

$\phi^{3/4}$ " ( $\phi 19\text{mm}$ )

**CS-PD422-PQ**

$\phi^{7/8}$ " ( $\phi 22\text{mm}$ )

**CS-PD438-PQ**

$\phi 1\frac{1}{2}$ " ( $\phi 38\text{mm}$ )


### Specifications

Sensing range	1 <sup>9</sup> / <sub>16</sub> "-6" (5-15 cm)
Operating voltage	12-24 VDC
LED Status indicator	Selectable red/green or green/red
Output time	0.5-30 s or Toggle
Operating life	100,000 Hours or 1,000,000 uses
IP Rating	IP65 (front panel only)

### Features

- Conforms to UL294
- Triggers a warning or locking device when the sensor is triggered
- Form C relay output (1A@30VDC)
- Adjustable output time (0.5-30 sec) or toggle
- Adjustable sensor range up to 6" (15cm)
- Selectable LED colors (turns from red to green or green to red on activation)
- 12-24 VDC Operation
- Variety of sizes allow for a wide range of applications
- Filters out interference from other infrared
- Weatherproof front panel (IP65)

## IR Proximity Sensor



Intertek  
Conforms to  
UL Std. 294

### Model Number

**CS-PD115-PAQ**

$\phi^{3/4}$ " ( $\phi 19\text{mm}$ )

### Specifications

Sensing range	1 <sup>9</sup> / <sub>16</sub> "-6" (5-15 cm)	
LEDs	Red	Standby
	Green	Triggered
Alarm output	1A@30VDC	
Output time	0.5-30 s or Toggle	
IP Rating	IP65 (front panel only)	
Operating life	100,000 Hours or 1,000,000 uses	
Dimensions	1 <sup>3</sup> / <sub>8</sub> "x7 <sup>1</sup> / <sub>8</sub> "x7 <sup>1</sup> / <sub>8</sub> " (35x23x23 mm)	

### Features

- Conforms to UL294
- Triggers when device is removed from or entered into detection range
- Place objects on sensor, sensor triggers when object is removed
- N.O. or N.C. Operation
- Weatherproof front panel (IP65)

## Water Sensor



### Model Number

**SSW-113H**

### Specifications

Loop type	Open loop
Electrical configuration	N.O.
Operating voltage	5-24 VDC
Current draw	30mA@12VDC, 50mA@24VDC(max.)
Operating temperature	32°-140° F (0°-60° C)
Dimensions	2 <sup>1</sup> / <sub>2</sub> "x1 <sup>1</sup> / <sub>2</sub> "x1 <sup>1</sup> / <sub>2</sub> " (64x13x13 mm)
Weight	1.6-oz (44g)

### Features

- Install anywhere water damage may occur
- Detects conductive, non-flammable liquids
- For open loop circuits
- Automatic reset

## Optional Accessories for Sensors

### E-931ACC-HR1Q

2" Square or 3" round reflector hood

For use with:

- E-931-S35RRQ
- E-936-S35RRGQ
- E-931-S50RRGQ
- E-931-S33PRGQ




### E-931ACC-RC1Q

3" round reflector

For use with:

All reflective sensors



### E-931ACC-R2Q

2" square reflector

For use with:

All reflective sensors



### E-931ACC-RLQ

Large reflector

For use with:

All reflective sensors



### E-960ACC-CVR

Photobeam Replacement Cover

For use with:

All photobeam sensors

- E-960-D90GQ
- E-960-D90Q
- E-960-D190Q
- E-960-D290Q
- E-964-D390Q



### E-931ACC-CVR/B

Reflective Beam Cover

For use with:

E-931-S50RRGQ

**E-931ACC-CVR/R**  
Reflective Beam Cover

For use with:

E-931-S33PRGQ



### E-931ACC-BLS6Q

Single-gang flush-mount bracket

For use with:

- E-936-S35RRGQ
- E-936-S45RRGQ
- E-931-S35RRQ
- E-931-S45RRQ



### E-931ACC-BLS7Q

L-bracket for side mounting

For use with:

- E-936-S35RRGQ
- E-936-S45RRGQ
- E-931-S35RRQ
- E-931-S45RRQ

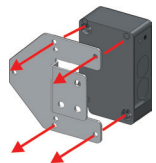


### E-931ACC-BLS8Q

Wall or door frame bracket

For use with:

- E-931CS22RFCQ
- E-931CS22RRCQ
- E-936-S35RRGQ
- E-936-S45RRGQ
- E-931-S35RRQ
- E-931-S45RRQ



## Loop Detector

### Features

- Single loop input
- 3 Adjustable sensitivity settings
- 2 Form C relays: Presence or pulse/fault
- Auto fault detection / built-in surge detection
- Power-on automatic reset and manual reset functions available
- 11-Pin connector
- Terminal block included
- ABS plastic housing
- Weather-resistant (IP54) for indoor and outdoor use
- Dimensions:  
2<sup>15</sup>/<sub>16</sub>"x1<sup>7</sup>/<sub>16</sub>"x3<sup>5</sup>/<sub>16</sub>" (74x36x85 mm)



### Accessory

#### LD-ACC-WH

Wiring harness is also available in place of the terminal block



### Model Number

**LD-1123-PAQ**  
12~24 VAC/VDC

### Specifications

Operating voltage	12~24 VAC/VDC	
Current draw	Standby	25mA@12VDC / 12mA@24VDC
	Active	75mA@12VDC / 37mA@24VDC
Sensitivity	High, Med, Low	
Presence time	Permanent (default) or 5min, selectable	
Delay time on exit	No delay (default) or 2.5s, selectable	
Loop frequency	20kHz or 170kHz (default), selectable	
Loop induction range	80~300 μH	
IP Rating	IP54	
Pulse output time	200ms	
LEDs	Red	Power indicator
	Green	Status indicator (vehicle detected or fault)
Operating temperature	-20°~149° F (-28°~65° C)	

# Xenon Tube Strobe Lights



SL-126Q Only

## Model Numbers

**SL-126Q**  
12VDC Operation, UL listed

**SL-126-A24Q\***  
24VDC Operation

## Accessories

**SL-126LQ/x**  
Replacement Lens

- SL-126LQ/A – Amber
- SL-126LQ/B – Blue
- SL-126LQ/C – Clear
- SL-126LQ/G – Green
- SL-126LQ/R – Red



**SL-1901-DAQ**  
Conduit drop bracket,  
can be used with  
SL-1901-JAQ



**SL-1901-JAQ**  
Conduit box bracket,  
can be used with  
SL-1901-DAQ



## Optional Conduit Mounting Brackets

- The conduit box and conduit drop bracket are interchangeable
- Compatible with all SL-126, SL-1301 and SL-3301 Series strobe lights



Conduit drop bracket only



Conduit box only



Conduit drop bracket with conduit box

## Protective Inner Cover

The SECO-LARM strobe light comes with a protective inner cover. This protects the high-voltage xenon tube when the colored lens has been removed.



## Features

- For "informative" general signaling requirements
- Incorrect polarity cannot damage circuit or draw current
- Easy 2-wire installation, regardless of voltage. Also, if the strobe light is being powered by a battery, as the battery is drained the strobe light will continue to function
- Low current consumption with long operating lifespan of over 300 continuous hours (2,000,000 flashes)
- Includes choice of amber, blue, clear, green, or red lens
- Lens is made of high-impact resistant acrylic, case of high-impact resistant ABS plastic.
- The SECO-LARM strobe light comes with a protective inner cover. This protects the high-voltage xenon tube when the colored lens has been removed

## Specifications

Model	SL-126Q	SL-126-A24Q
Operating voltage	6~12 VDC	6~24 VDC
Current draw	200mA@12VDC	150mA@24VDC
Flash rate	90/min@12VDC	100/min@24VDC
Brightness	100,000 Candle power	
Electrical protection	Reverse-polarity protected	
Operating life	Over 300 continuous hours (2,000,000 flashes)	
IP Rating	IP55	
Operating temperature	-22°~140° F (-30°~60° C)	
Base	High-impact black ABS	
Lens	High-impact acrylic	
Dimensions	3 <sup>15</sup> / <sub>16</sub> "x2 <sup>15</sup> / <sub>16</sub> " (100x74 mm)	

## Ordering Information

Color	SL-126Q	SL-126-A24Q	Replacement Lens
Amber	SL-126Q/A	SL-126-A24Q/A	SL-126LQ/A
Blue	SL-126Q/B	SL-126-A24Q/B	SL-126LQ/B
Clear	SL-126Q/C	SL-126-A24Q/C	SL-126LQ/C
Green	SL-126Q/G	SL-126-A24Q/G	SL-126LQ/G
Red	SL-126Q/R	SL-126-A24Q/R	SL-126LQ/R

\*SL-126-A24Q is not UL listed

# LED Strobe Lights



LED

Over  
**50,000**  
hour lifespan

For a demonstration of the various flash patterns and duty cycles, visit the product page at the SECO-LARM website.

## Model Numbers

**SL-1301-EAQ**  
6 LEDs, 9~15 VDC

**SL-1301-BAQ**  
32 LEDs, 9~24 VAC/VDC

**SL-1301-SAQ**  
54 LEDs, 9~24 VAC/VDC, siren

## Flashing Patterns

### Regular Duty Cycle

LED on one-half / off one-half of each cycle (default)  
(DIP Switch #4 ON, only effective for flash patterns 1, 2, and 5)

### One-Eighth Duty Cycle

LED on one-eighth / off seven-eighths of each cycle  
(DIP Switch #4 OFF, only effective for flash patterns 1, 2, and 5)

### Description

### Top View

#### Strobe

LEDs flash on and off continuously. (default)  
(DIP Switch #4 controls the duty cycle)



#### Rotate Clockwise

Light rotates clockwise in a circular fashion continuously. (Beacon)  
(DIP Switch #4 controls the duty cycle)



#### Steady ON

All LEDs stay on. Ideal for continuous lighting applications



#### Flash with Progressive ON

LEDs turn on progressively clockwise until all LEDs are lit (sweep), and then turn off



#### Rotate Back and Forth

LED groups light up one at a time clockwise then counterclockwise.  
(DIP Switch #4 controls the duty cycle)



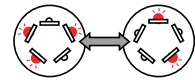
#### Flash with Progressive ON/OFF

LEDs turn on progressively clockwise (sweep), then turn off progressively counterclockwise



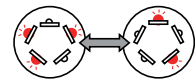
#### Opposite Quarters Flashing Continuously

LEDs in opposite quarters flash alternately, repeating continuously



#### Opposite Quarters Flashing with Pause

LEDs in opposite quarters flash alternately for 8 cycles, pause for 2 cycles, and then repeat the pattern



## Features

- Utilizes 6 high-intensity LEDs
- Operating life over 50,000 hours (over 5.7 years)
- Same size as the SL-126Q strobe light
- Simple 2-wire installation
- High-impact resistant case
- High-impact and heat-resistant lens
- Reverse polarity protection
- Visible in all directions
- 5 Weather-resistant lens covers available

### BAQ series also includes all features of the EAQ plus:

- 5 Vertical LED strips (32 LEDs total) increase visibility from various directions
- 8 Different flashing patterns and adjustable duty cycle
- Adjustable flashing speed
- Backup battery available for continuous lighting application
- Weatherproof

### SAQ series also includes all features of the BAQ plus:

- 10 Vertical LED strips (54 LEDs total)
- Built-in 100dB siren (programmable)

## Specifications

Model	SL-1301-EAQ	SL-1301-BAQ	SL-1301-SAQ
# of flash patterns	1	8	8
Flashing speed	120 times/min	Adjustable 80~260 times/min	
Vertical LED strips	0	5	10
Total # of LEDs	6	32	54
Backup battery	No	Yes	
Operating temperature	-4°~144° F (-20°~65° C)		
Electrical protection	Reverse polarity protected		
Built-in siren	No	Yes (100dB)	
IP Rating	IP64	IP66	IP55

## Ordering Information

Color	SL-1301-EAQ (6 LED)	SL-1301-BAQ (32 LED)	SL-1301-SAQ (54 LED)
Amber	SL-1301-EAQ/A	SL-1301-BAQ/A	SL-1301-SAQ/A
Blue	SL-1301-EAQ/B	SL-1301-BAQ/B	SL-1301-SAQ/B
Clear	SL-1301-EAQ/C	SL-1301-BAQ/C	SL-1301-SAQ/C
Green	SL-1301-EAQ/G	SL-1301-BAQ/G	SL-1301-SAQ/G
Red	SL-1301-EAQ/R	SL-1301-BAQ/R	SL-1301-SAQ/R

# Multi-Color LED Strobe Light



LED

7 Colors

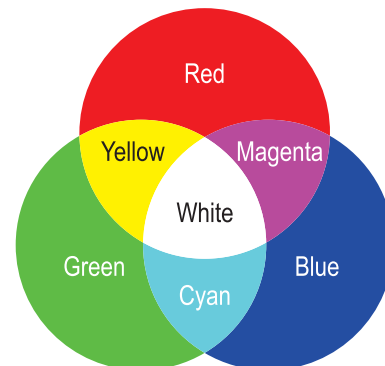
Over 50,000 hour lifespan

## Model Number

**SL-3301-BAQ**  
25 LEDs, 9~24 VAC/VDC

NEW

## 7 Colors possible



## Features

- 7 Colors possible – Red, green, blue, cyan, magenta, yellow, and white
- Operating life of over 50,000 hours (over 5.7 years)
- Simple 2- to 5-wire installation
- Set color via DIP switches, or trigger colors with an external device via 3 trigger input wires
- Utilizes high-intensity LEDs
- 5 Vertical LED strips (25 LEDs total) increase visibility from various directions
- Adjustable strobe speed, 30~100 times/min
- High-impact resistant case
- High-impact and heat-resistant lens
- Reverse polarity protection
- IP66 Weatherproof

For a demonstration of the various flash patterns and duty cycles, visit the product page at the SECO-LARM website.

## Accessories

**SL-126LQ/WD**  
*Replacement white diffuser Lens*



**SL-1901-DAQ**  
*Conduit drop bracket, can be used with SL-1901-JAQ*



**SL-1901-JAQ**  
*Conduit box bracket, can be used with SL-1901-DAQ*



## Specifications

Vertical LED strips	5	
Total number of LEDs	25	
Possible colors	Red, green, blue, cyan, magenta, yellow, white	
Operating voltage	9~24 VAC/VDC	
Current draw@12VDC (max.)	Strobe	350mA
	Steady ON	350mA
Adjustable strobe speed	Maximum setting	100 times/min
	Minimum setting	30 times/min
Operating life	Over 50,000 hours (over 5.7 years)	
Operating temperature	-4°~144° F (-20°~65° C)	
Electrical protection	Reverse polarity protected	
IP Rating	IP66	
Base	High-impact resistant black ABS	
Lens	High-impact heat-resistant acrylic	
Dimensions	3 <sup>15</sup> / <sub>16</sub> "x2 <sup>29</sup> / <sub>32</sub> " (100x76 mm)	

## Optional Conduit Mounting Brackets

- The conduit box and conduit drop bracket are interchangeable
- Compatible with all SL-126, SL-1301 and SL-3301 Series strobe lights



Conduit drop bracket only

Conduit box only

Conduit drop bracket with conduit box

**ENFORCER®**

**4-in-1 Multi-Purpose  
Siren/Strobe**

**“Severe  
Weather”**

**Please  
Take Cover!”**

**“Step  
Back!”**

**Protected  
Area”**

**“Lockdown”**

**Alert!”**

**“Restricted  
Area”**

**Please  
Move Away”**

**Make your  
Message  
Heard**



**SECO-LARM® U.S.A., Inc.**

16842 Millikan Avenue, Irvine, CA 92606

**Tel:** (800) 662-0800 **Email:** sales@seco-larm.com

**Fax:** (949) 261-7326 **Website:** www.seco-larm.com



Copyright © 2022 SECO-LARM U.S.A., Inc. All rights reserved.  
All trademarks are the property of SECO-LARM U.S.A., Inc. or their respective owners.  
The SECO-LARM policy is one of continual development. For that reason, SECO-LARM reserves the right to  
change prices and specifications without notice. SECO-LARM is not responsible for misprints.

**SECO-LARM® ENFORCER® CRIMEBUSTER® CBA® SLI®**

# Self-Contained Siren/Strobe with Broadcast

## Model Numbers

- SH-816S-BQ** *Siren with Audio Input*
- SH-816S-SQ/X\*** *Siren and Strobe with Audio Input*

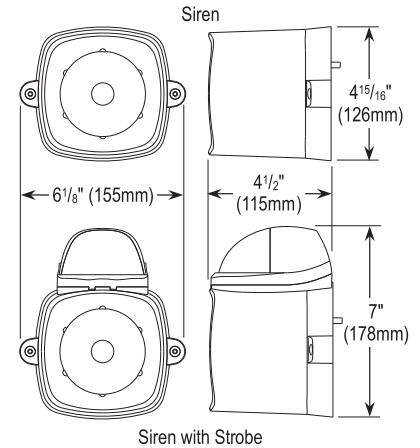


SH-816S-BQ



SH-816S-SQ

## Overview



## Features

### SH-816S-BQ Features:

- 9~15 VDC and low current draw
- Multi-purpose speaker
  - High-power, warble-tone siren
  - Audio input
  - Broadcast (PA) input (interrupts the siren)
- Audio/broadcast input cannot exceed 2V
- Built-in tamper alarm output
- IP65 Weatherproof for indoor/outdoor use
- Mount directly to wall or most common back boxes

### SH-816S-SQ Additional Features:

- Bright 100 flash/second strobe
- 2 Alarm inputs to trigger siren and strobe separately or together
- Strobe available in 4 colors: Amber, blue, clear, red

## Available in 4 colors



## Specifications

(see pg. 113)

(see pg. 113)

Model	SH-816S-BQ	SH-816S-SQ/x*	SH-816S-BMQ	SH-816S-SMQ/x*
Siren	Yes, 120db		Yes, 115db	
Broadcast	Yes, 25W peak speaker rating		Yes, 20W peak speaker rating	
Strobe	No	Yes, 100 flashes/min	No	Yes, 60 flashes/min
Custom message	No		Yes, WAV or MP3 format, up to 2MB	
Operating voltage	9~15 VDC			
Alarm inputs	1x Ground trigger	2x Ground trigger – siren and strobe (triggered separately or together)	2x Ground trigger – input 2 (custom message/sound) overrides input 1 (siren)	
Audio in (broadcast)	Cannot exceed 2V (broadcast overrides all other outputs)			
Current draw (max.)	680mA@12VDC	870mA@12VDC	1A@12VDC	1050mA@12VDC
Tamper output	100mA@30 VAC/VDC			
Operating temperature	-4°~131° F (-20°~55° C)			

\*Replace "x" with the first letter of the desired LED lens color – amber, blue, clear, or red.



# 4-in-1 Multi-Purpose Siren/Strobe with Broadcast and Custom Message



- LED
- MP3
- WAV

## Model Numbers

- SH-816S-BMQ *Siren/message/broadcast* NEW
- SH-816S-SMQ/X\* *Siren/message/broadcast + strobe* NEW

## Special Feature

Lock down  
Take cover  
Restricted area  
Please evacuate  
the building



Customize your message with MP3/WAV file

\* Replace "X" with the first character of the lens color (amber, blue, clear, red)

See advertisement, pg. 111

## Features

- Multiple devices in one – siren/strobe, internal custom emergency message, and broadcast (PA) system
- Upload your own warning message (MP3 or WAV format, up to 2MB) via micro-USB port
- Multiple notification types – strobe, siren, pre-recorded audio message, or PA broadcast
- 9~15 VDC and low current draw
- 2 Alarm inputs – #1 triggers siren, #2 overrides siren with custom message
- Built-in tamper alarm output
- Weatherproof IP65 for outdoor/indoor use
- Available in 4 colors: Amber, blue, clear, red

# Mini Strobe Sirens

## Features

- Synchronized piezo siren and long operating life LED
- Use single-gang box or surface-mount
- High-impact plastic casing and weatherproof design
- Simple 2-wire connection
- Alarm siren sound is 110dB@1ft (30cm)
- Operating voltage: 6~15 VDC
- Current draw: 90mA@12VDC



- LED

## Model Numbers

- SL-1312-SA/B *Blue lens*
- SL-1312-SA/R *Red lens*


## Specifications

Model	SL-1312-SA/R	SL-1312-SA/B
Built-in siren	Piezo	
Sound level	110dB@1ft (30cm) at 12VDC	
Current draw (max.)	90mA@12VDC	
Dimensions	2 <sup>15</sup> / <sub>16</sub> "x47 <sup>1</sup> / <sub>8</sub> "x1 <sup>1</sup> / <sub>8</sub> " (74x123x50 mm)	

# High-Intensity LED Strobe Light

## Features

- Weatherproof (IP66) and vibration resistant for indoor and outdoor use
- Surface or flush mount
- Up to 15 units can be synchronized to flash simultaneously or alternately
- 19 Built-in programmable flash patterns
- Operation life of over 100,000 hours
- Operating voltage: 10~30 VDC



- LED

## Model Number

- SL-1311-MA/B *Blue*

## Specifications

# of LEDs	4 High-intensity 1W LEDs
Maximum current draw	560mA@12VDC 300mA@24VDC
Operating life	LEDs rated at 100,000 hours (>11 years)
# of flash patterns	19 (Programmable)
Dimensions	4 <sup>1</sup> / <sub>2</sub> "x1 <sup>5</sup> / <sub>16</sub> "x1" (114x32x25 mm)

## Alarm Control Panel



### Model Number

#### ENFORCER 295

Five separate zone inputs, Five zone shunting switches, Three adjustable timers, Nine status LEDs, Two alert signals, Four outputs

### Features

- 5 Separate zone inputs
  - N.O. or N.C. (selectable) Instant zone with exit delay
  - N.C. Instant zone with exit delay
  - N.C. Delay zone with entry and exit delays
  - N.O. 24-Hour panic zone with no entry and exit delays
  - N.C. 24-Hour tamper zone instant trigger no delay
- Works on 16 VAC/VDC with back-up battery input
- 2 Alert signals for entry and exit delay
- 9 Status LEDs
- 3 Adjustable timers
  - Adjustable entry delay timer (1~45 s)
  - Adjustable exit delay timer (1~45 s)
  - Adjustable alarm duration timer (3s to 20min)
- Patented Automatic Extended Exit Delay (AEED): Opening a switch/sensor connected to an exit delay zone before the exit delay elapses automatically extends the exit delay for as long as the switch/sensor remains open
- Dry relay contact panic output (COM - N.O.): Relay contacts close when the panic zone is activated
- Phase-II continual protection: To assure continuous protection, any input that remains triggered after the alarm duration has elapsed will shut down. All other inputs will remain armed
- All 9 status LEDs visible when cabinet is closed
- Positive voltage (3A) relay alarm output: Powers signaling devices like a siren, bell, dialer, etc.
- Regulated power supply and recharger
- Heavy-duty, beige-colored steel cabinet;
- Dimensions: 8½"x11¼"x3⅜" (215x290x79 mm)

## Audio Discriminator



PATENTED

### Model Number

#### ENFORCER 190

Range: Up to 45ft (14m) front, Up to 25ft (8m) sides

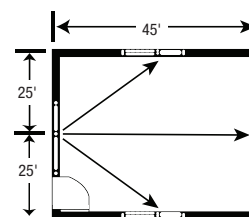
### LEDs Make the Difference

LED Color	Function
Yellow	Indicates whether environmental noise is too high, reducing the likelihood of false alarms
Red	Indicates whether the sensor has been triggered and is sending a signal to the alarm

### Features

- Eliminates the need for unsightly individual detectors on each pane of glass
- Detects the high-frequency sound of glass breaking
- Patented yellow turbulence LED allows quick and simple sensitivity adjustment without having to use a test meter
- Red LED shows alarm output status
- Wide detection radius
  - 25ft (8m) if ceiling-mounted
  - 45ft (14m) if wall-mounted
- Equipped with an N.C. tamper circuit to protect against opening or breaking the case
- Installs without RF-shielded cable
- Compact size and attractive appearance allows for discreet installations anywhere

### Protection Pattern



## Wall- & Flush-Mount Sirens and Speaker

### Model Numbers

- SH-532BQ**  
*Multi-tone electronic chime*

---

- SH-525SQ**  
*Dual-tone wall siren*

---

- SH-905SQ**  
*Wall speaker*



### Features

#### SH-532BQ

- 80~88 dB, adjustable
- 12~24 VDC Operation
- Current draw: 130mA@12VDC

#### SH-525SQ

- 100dB/1m@12VDC
- 6~14 VDC Operation
- Current draw: 550mA@12VDC

#### SH-905SQ

- 6~8 Ohms
- 15W
- 450~6000 Hz Frequency

## Siren and Buzzers

### Features

#### SH-504Q:

- Miniature 91dB electronic buzzer
- 3~18 VDC Operation
- Surface mount or mount in 3/4" (19mm) "D" hole of alarm panel or remote plate
- Low current drain of 35mA@12VDC

#### SH-506Q:

- Miniature 93dB electronic buzzer
- 3~28 VDC, surface mount
- Low current drain of 35mA@12VDC



### Model Numbers

- SH-504Q**  
*Miniature buzzer, plate/surface mount*


---

- SH-506Q**  
*Miniature buzzer, surface mount*

## Low-Voltage Battery Cut-Off

### Model Number

- ST-BD01Q**  
*Low-Voltage Battery Cut-Off*



### Features

- Selectable input 12/24 VDC
- Adjustable voltage cut-off and restore point
- Master On/Off switch
- Green LED AC power indicator
- Dual-color DC LED indicator
- Includes battery leads and double-sided tape

### Specifications

Relay contact rating		7A@30VDC
LED Indicators	AC	Green
	DC	Red: 12VDC Blue: 24VDC
Connections	AC input	Terminal block
	AC output	Gray wire leads
	DC	Quick-connect terminal (battery side) On-board male spade terminal

# Switches and Buttons

## Tamper Switches

**SS-072Q** For normally closed tamper circuits

**SS-073Q** For normally open tamper circuits

- For drawers and alarm boxes
- Silver-plated contacts
- High-impact plastic case
- Screw terminals
- Rated 0.5A@24VDC



## Holdup Buttons

**SS-077Q** N.C. Push-to-open operation

**SS-078Q** N.O. Push-to-close operation

**SS-078-KEYQ** Spare key for SS-077Q and SS-078Q

- Latching pushbutton, flag shows when pressed
- High-impact ABS case, stainless steel cover
- SPST Switch rated 1A@12VDC
- Two reset keys included



## Toggle Switch

**SS-076Q/SW** Snow-white toggle switch

- SPST Toggle switch rated 3A@125VDC
- Attractive plastic case with two screw holes
- Pre-wired 6" (15cm) leads



## Vibration/Shock Sensors

**SS-040Q/W** N.C., White

- Detects shock to window glass, walls, or ceilings
- Gold-plated contacts for longer life and reliability
- Built-in tamper switch for complete security
- Adjustable from 1~50 g
- 1A@50VDC
- Size: 2 3/8" x 1 3/16" x 5/8" (60x21x15 mm)



## Momentary Pushbuttons

**SS-032Q/RD** Red N.O. Button

- Fits 1/2" (13mm) hole
- Rated 1A@12VDC



## Foil connection block

**SS-202Q**



## Momentary Pushbutton

**SS-074Q/BG** N.O. Push-to-close operation

- N.O. (Push-to-close) Operation
- Double-button operation virtually eliminates accidental triggering
- Sturdy metal case, silver-plate SPST contacts, pre-wired for quick installation
- Rated 1A@25VDC



## Emergency Pushbuttons

**SS-075Q** N.O. "Emergency" button

**SS-075CQ** NO/NC "Emergency" button

**SS-075C-PEQ** NO/NC Emergency button kit

- SPST Contact rated 0.5A@12VDC
- Screw terminals for easy installation
- Large button with printed message on faceplate

### SS-075C-PEQ Only

- Includes three stick-on labels ("PUSH TO EXIT", "PRESIONE PARA SALIR", "EMERGENCY")
- SPST Switch rated 1A@12VDC



# Open-Frame Transformers



ST-UVDA-W100Q Shown

## Model Numbers

**ST-UV16-W50Q**  
16VAC, 50VA

**ST-UV24-W50Q**  
24VAC, 50VA

**ST-UV16-W100Q**  
16VAC, 100VA

**ST-UVDA-W100Q**  
24/28 VAC, 100VA

**ST-UVDA-W180Q**  
24/28 VAC, 180VA

## Features

- Dual-voltage input: 120/240 VAC, 50/60 Hz
- Works with all SECO-LARM power supplies and chargers


## Specifications

Model	ST-UV16-W50Q	ST-UV24-W50Q	ST-UV16-W100Q	ST-UVDA-W100Q		ST-UVDA-W180Q	
Output voltage	16VAC	24VAC	16VAC	24VAC	28VAC	24VAC	28VAC
Current	3.12A	2.08A	6.25A	4.16A	3.57A	7.50A	6.43A
VA	50VA		100VA		180VA		
Input voltage	120/240 VAC, 50/60 Hz						

# Toroidal Transformer

## Features

- Shielded windings to reduce Electromagnetic Interference (EMI)
- Temperature fuse protected
- Transient voltage suppressor protected
- Mounting plate for easy installation



## Model Number

**ST-1228-T350Q**  
120VAC, 350VA

# Power Adapters

## Model Numbers



ST-UV05-S2.4Q



ST-UV12-S1.0Q



**ST-UV05-S2.4Q** 5VDC, 2.4A

**ST-UV12-S1.0Q** 12VDC, 1A

**ST-UV12-S2.0Q** 12VDC, 2A

**ST-UV12-S5.0Q** 12VDC, 5A

**ST-UV24-S2.0Q** 24VDC, 2A



ST-UV12-S2.0Q



ST-UV12-S5.0Q



ST-UV24-S2.0Q

## Features

### ST-UV05-S2.4Q, ST-UV12-S1.0Q, and ST-UV12-S1.0Q Only:

- Sideways plug for easy use on power strips
- Universal 100~240 VAC input
- Regulated 12VDC output\*
- 6ft (1.8m) Cord with 2.1mm plug (positive center)
- Low current drain


### ST-UV12-S5.0Q and ST-UV24-S2.0Q Only:

- Convert AC input power to low-voltage DC output power
- LED Power indicator
- Universal 100~240 VAC input
- 6ft (1.8m) Cord with 2.1mm plug (positive center)
- Includes AC power cord (IEC320-C13)
- Low current drain
- Regulated 12VDC output (ST-UV12-S5.0Q)
- Regulated 24VDC output (ST-UV24-S2.0Q)


\*ST-UV05-S2.4Q Regulated 5VDC

# Power Supply Chargers

## Model Numbers



ST-1206-1.5AQ



ST-2406-2AQ




ST-2406-3AQ




ST-2406-3AEQ



ST-2406-5AQ



ST-2406-7AQ



ST-2406-10AQ

**ST-1206-1.5AQ**  
1.5A Continuous, 6/12 VDC

**ST-2406-2AQ**  
1.5A Continuous, 6/12/24 VDC

**ST-2406-3AQ**  
2.5A Continuous, 6/12/24 VDC

**ST-2406-3AEQ**  
Same as ST-2406-3AQ but with enclosure, 7<sup>3</sup>/<sub>4</sub>"x10"x3<sup>1</sup>/<sub>2</sub>" (196x254x89 mm)

**ST-2406-5AQ**  
4A Continuous, 6/12/24 VDC

**ST-2406-7AQ**  
7A Continuous, 6/12/24 VDC

**ST-2406-10AQ**  
9A Continuous, 6/12/24 VDC

## Features

- Convert low-voltage AC input power to low-voltage DC output power
- Automatic recharging of backup batteries
- Automatic switchover to backup battery if main power is lost or cut
- Built-in battery short-circuit protection
- Compatible with lead-acid or gel-type rechargeable batteries
- Thermal protection and compensation
- Two LEDs indicate AC power input and DC power output status
- Programmable DC voltage output
- Regulated and filtered output voltage
- Fused output for a regulated charge
- Reverse polarity protection
- Includes foam tape and battery leads for easy installation


### ST-1206-1.5AQ / ST-2406-2AQ / ST-2406-3AQ

- High efficiency at full load
- Heat-sink free design

### ST-2406-3AQ

- Low-battery cutoff

## Open-Frame Transformers



SECO-LARM offers a full line of Open-Frame Transformers.

See page 117 for details

## Specifications


Model	ST-1206-1.5AQ	ST-2406-2AQ	ST-2406-3AQ	ST-2406-5AQ	ST-2406-7AQ	ST-2406-10AQ	
Output voltage	6/12 VDC		6/12/24 VDC				
Current	Continuous	1.5A		2.5A	4A	7A	9A
	Peak	2A		3A	5A	7.5A	10A
Current output (Maximum Charge)	6V	100mA					
	12V	220mA					
	24V	N/A	450mA				
Dimensions	2 <sup>1</sup> / <sub>8</sub> "x2 <sup>3</sup> / <sub>4</sub> "x1 <sup>1</sup> / <sub>16</sub> " (54x70x30 mm)	2 <sup>7</sup> / <sub>8</sub> "x2 <sup>1</sup> / <sub>2</sub> "x1 <sup>3</sup> / <sub>16</sub> " (73x64x35 mm)	2 <sup>7</sup> / <sub>8</sub> "x2 <sup>7</sup> / <sub>8</sub> "x1 <sup>3</sup> / <sub>16</sub> " (73x73x35 mm)	3 <sup>3</sup> / <sub>4</sub> "x2 <sup>7</sup> / <sub>8</sub> "x1 <sup>9</sup> / <sub>16</sub> " (95x73x40 mm)	5 <sup>1</sup> / <sub>2</sub> "x5 <sup>1</sup> / <sub>8</sub> "x2 <sup>13</sup> / <sub>16</sub> " (140x130x55 mm)		

## Transformer Selection Table


Output voltage	ST-1206-1.5AQ	ST-2406-2AQ	ST-2406-3AQ	ST-2406-5AQ	ST-2406-7AQ	ST-2406-10AQ
6VDC	12VAC/20VA	12VAC/20VA	ST-UV16-W50Q 16VAC/50VA	ST-UV16-W100Q 16VAC/100VA	ST-UVDA-W180Q 24-28 VAC/180VA	
12VDC	ST-UV16-W50Q 16VAC/50VA		ST-UVDA-W100Q 24-28 VAC/100VA	ST-UV16-W100Q 16VAC/100VA	ST-UVDA-W180Q 24-28 VAC/180VA	
24VDC	N/A	ST-UV24-W50Q 24VAC/50VA	ST-UVDA-W100Q 24-28 VAC/100VA	ST-UVDA-W180Q 24-28 VAC/180VA	24-28 VAC/210VA	28VAC/350VA

# Relay Modules

## Model Numbers




SR-2206-C5AQ



SR-2212-C5AQ



SR-1212-C7ALQ



SR-2112-C7AQ/10

### SR-2206-C5AQ

Heavy-duty, 6/12 VDC supply, 6/12 VDC trigger, 5A, DPDT

### SR-2212-C5AQ

Heavy-duty, 12/24 VDC supply, 12/24 VDC trigger, 5A, DPDT

### SR-1212-C7ALQ

Heavy-duty, high-sensitivity, 12/24 VDC supply, 3~24 VDC trigger, 7A, Dual SPDT

### SR-2112-C7AQ/10

12/24 VDC Supply, 12/24 VDC trigger, 7A, SPDT, sold in pack of 10

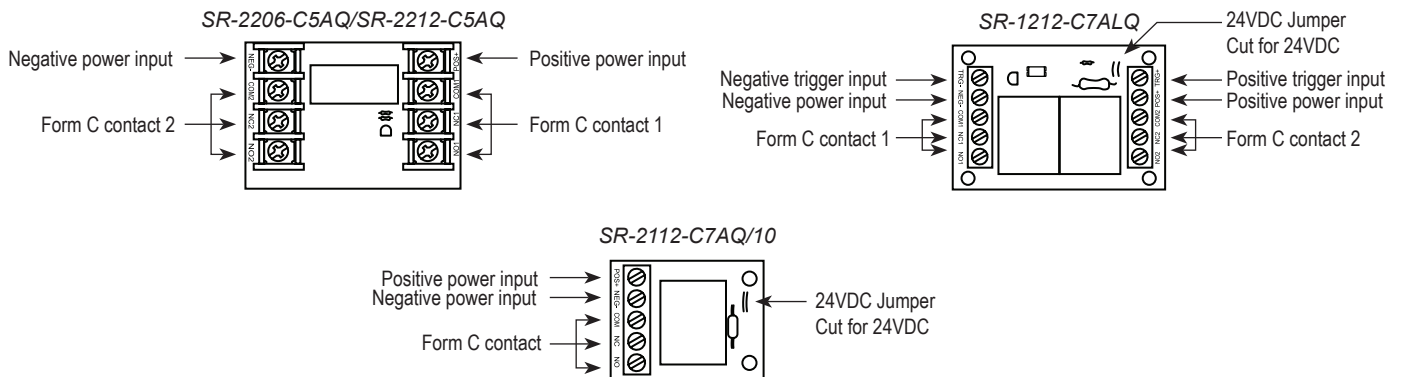
## Features

- Relay modules for any application where relays are required
- Easy installation
- Easily fits inside alarm panel enclosures
- Screw terminals allow easy installation without soldering or other time consuming connections
- A wide selection of relay modules available: Single or dual relays, low-current or heavy-duty operation, and high-sensitivity or normal sensitivity
- SR-2112-C7AQ/10 Only:**
  - Ships with 10 relay modules on a board
  - Each module easily snaps off for individual use

## Specifications

Model	SR-2206-C5AQ	SR-2212-C5AQ	SR-1212-C7ALQ	SR-2112-C7AQ/10
Supply voltage	6/12 VDC		12/24 VDC	
Trigger voltage	6/12 VDC	12/24 VDC	3~24 VDC	12/24 VDC
Voltage selection	Auto-sensing	Jumper	Jumper	Jumper
Relay type	DPDT		SPDT	
Relay rating	5A		7A	
Number of relays	1		2	1
Current draw	70mA@6VDC 80mA@12VDC	70mA@12/24VDC	60mA@12/24VDC	35mA@12VDC 40mA@24VDC
Dimensions	2¾"x17/8"x¾" (70x48x20 mm)		2¾"x1¼"x¾" (60x40x20 mm)	1¼"x1¾"x¾" (40x30x20 mm)

## Installation Overview



## Programmable Timer

### Model Number

**SA-025Q**

*Multipurpose timer with case*



### Features


- Can be triggered via N.O. positive (+) trigger, N.C. negative (-) trigger, or by powering up the unit
- Relay can be programmed to activate at the start or at the end of the timing cycle
- Built-in reset function to manually reset timing cycle
- Timer can be set from 1 sec to 60 min
- Form C relay, contacts rated 10A@120VAC/24VDC
- Programmable for pulse (flash) activation
- Relay can also be set to activate for one second at the end of the timing cycle
- LED indicates relay is energized
- 12/24 VDC Operation (auto-sensing)
- Current: 1mA (standby), 40mA (active)
- Board measures 2<sup>7</sup>/<sub>8</sub>"x2<sup>1</sup>/<sub>2</sub>" (73x63 mm)
- Functions programmed via DIP switches – no jumpers to cut

## Mini Programmable Timer

### Model Number

**SA-026Q**

*Mini programmable timer*



### Features

- Adjustable timer from 1~180 seconds via an onboard potentiometer
- Compact design: 1<sup>3</sup>/<sub>16</sub>"x2<sup>9</sup>/<sub>32</sub>"x<sup>5</sup>/<sub>8</sub>" (30x58x16 mm)
- NO/NC Switch trigger
- 12~24 VAC/VDC Operation
- Relay output: Form C (SPDT) via terminal blocks
- Current: 2mA (standby), 75mA (active)
- Contacts rated 3A@24VDC
- Built-in buzzer output (100mA@24VDC)
- Includes double-sided foam tape

## Also Available from SECO-LARM®



SA-025MQ  
Multi-Function Timer/Counter  
See page 57



SA-027WQ  
7-Day Timer  
See page 58



SA-027HQ  
365-Day Annual Timer  
See page 58



# Surface-Mount Magnetic Contacts



**SM-200Q/BR** *Brown, closed loop*

- Standard surface-mount
- Contact reed switch is SPST, deactivated rhodium on gold underplating for a longer expected life
- Screw terminals for quick installation

**SM-200Q/W** *White, closed loop*

- Includes terminal cover
- For closed loop circuits
- ¾" (19mm) Gap
- Dimensions: 2½"x¾"x½" (63x14x13 mm)



**SM-300Q/W** *White, open loop*

- Standard surface-mount
- Contact reed switch is SPST, deactivated rhodium on gold underplating for a longer expected life
- Screw terminals for quick installation

- Includes terminal cover
- For open loop circuits
- ½" (13mm) Gap
- Dimensions: 2½"x¾"x½" (63x14x13 mm)



**SM-216Q/BR** *Brown, closed loop*

- Wide-gap surface-mount contact for loose-fitting doors and windows
- Contact reed switch is SPST, deactivated rhodium on gold underplating for a longer expected life
- Screw terminals for quick installation

**SM-216Q/GY** *Gray, closed loop*

- Includes spacers
- For closed loop circuits
- 2¾" (70mm) Gap
- Dimensions: 3½"x½"x¾" (100x13x14 mm)



**SM-217Q/W** *White, closed loop*

- Miniature wide-gap surface-mount for loose-fitting doors and windows
- Contact reed switch is SPST, deactivated rhodium on gold underplating for a longer expected life
- Screw terminals for quick installation

- Wide gap, yet contact is no longer than conventional surface type
- For closed loop circuits
- 2" (51mm) Gap
- Dimensions: 2½"x¾"x½" (63.5x14x13 mm)




**SM-433-TQ/B** *Brown, closed loop*

- Surface-mount contact
- Gold-plated terminals for longer expected life and reliability
- Contact reed switch is SPST, iridium-plated to have a high melting point and Vickers hardness for higher power handling and longer expected life

**SM-433-TQ/W** *White, closed loop*

- Screw-mount (mounting screws included)
- Cover hides mounting screws, terminal block, and wires
- For closed loop circuits
- 1¼" (31mm) Gap
- Dimensions: 2"x¾"x½" (51x14x13 mm)

# Self-Stick Magnetic Contacts



## SM-431-TQ/B *Brown, closed loop*

- Miniature surface-mount
- Gold-plated screw terminals for longer expected life and reliability
- Contact reed switch is SPST, iridium-plated to have a high melting point and Vickers hardness for higher power handling and a longer expected life

## SM-431-TQ/W *White, closed loop*

- Quick-connect terminals
- For closed loop circuits
- Screw-mount using side flanges, or adhesive mounting (mounting screws and double-sided tape included)
- 1" (25mm) Gap
- Dimensions: 2"x $\frac{3}{8}$ "x $\frac{1}{4}$ " (51x10x6 mm)



## SM-4003-TQ/W *White, closed loop*

- Miniature surface-mount
- Gold-plated terminals for longer expected life and reliability
- Contact reed switch is SPST, iridium-plated to have a high melting point and Vickers hardness for higher power handling and longer expected life

- Adhesive mount (double-sided tape included)
- Quick-connect terminals
- For closed loop circuits
- 1" (25mm) Gap
- Dimensions: 1 $\frac{1}{2}$ "x $\frac{3}{8}$ "x $\frac{1}{4}$ " (38x10x7 mm)



## SM-204Q/BR *Brown, closed loop*

## SM-204MQ/BR *Brown, magnet only*

- Miniature "flange-type" surface-mount
- Contact reed switch is SPST, deactivated rhodium on gold underplating for a longer expected life
- Screw-mount using flanges, or adhesive mounting (double-sided tape included)

## SM-204Q/W *White, closed loop*

## SM-204MQ/W *White, magnet only*

- Flange breaks off for extra miniature size
- 15" (38cm) Leads extend from center
- For closed loop circuits
- 1" (25mm) Gap
- Dimensions: 1 $\frac{3}{8}$ "x $\frac{3}{8}$ "x $\frac{1}{4}$ " (35x10x6 mm)



## SM-205Q/BR *Brown, closed loop*

- Miniature "flange-type" surface-mount
- Contact reed switch is SPST, deactivated rhodium on gold underplating for a longer expected life
- Screw-mount using flanges, or adhesive mounting (double-sided tape included)
- SM-204MQ/BR – Additional magnet available

## SM-205Q/W *White, closed loop*

- Flange breaks off for extra miniature size
- 15" (38cm) Leads extend from side
- For closed loop circuits
- $\frac{3}{4}$ " (19mm) Gap
- Dimensions: 1 $\frac{3}{8}$ "x $\frac{3}{8}$ "x $\frac{1}{4}$ " (35x10x6 mm)
- SM-204MQ/W – Additional magnet available



## SM-4004-TQ/W *White, closed loop, Terminals*

- Miniature "capsule-type" surface-mount
- Gold-plated external screw terminals for longer expected life and reliability with tape to cover terminals
- Quick-connect terminals
- Adhesive mounting (double-sided tape included)

- Contact reed switch is SPST, iridium-plated to have a high melting point and Vickers hardness for higher power handling and a longer expected life
- For closed loop circuits
- 1" (25mm) Gap
- Dimensions: 1"x $\frac{3}{8}$ "x $\frac{1}{4}$ " (25x10x7 mm)



## SM-4004-LQ/W *White, closed loop, 18" (46cm) wire leads*

- Miniature "capsule-type" surface-mount
- Adhesive mounting (double-sided tape included)
- 18" (46cm) wire leads
- For closed loop circuits

- Contact reed switch is SPST, ruthenium on gold underplating for a longer expected life
- $\frac{3}{4}$ " (19mm) Gap
- Dimensions: 1"x $\frac{3}{8}$ "x $\frac{1}{4}$ " (25x10x7 mm)

# Recessed-Mount Magnetic Contacts



## SM-206Q/BR *Brown, closed loop*

- 1/4" Press-fit
- Contact reed switch is SPST, deactivated rhodium on gold underplating for a longer expected life
- 15" (38cm) Wire leads

## SM-206Q/W *White, closed loop*

- Unique glue/epoxy compound protects reed switch
- For closed loop circuits
- 1" (25mm) Gap
- Switch dimensions: 1/4"x1/4" (32x6 mm)



## SM-207Q/BR *Brown, closed loop*

- 3/8" Press-fit
- Contact reed switch is SPST, deactivated rhodium on gold underplating for a longer expected life
- 15" (38 cm) Wire leads
- For closed loop circuits

## SM-207Q/W *White, closed loop*

- Unique glue/epoxy compound protects reed switch
- Switch and magnet have ribs for securing in holes
- 1" (25mm) Gap
- Switch dimensions: 1 3/8"x7/16"x3/8" (35x11x10 mm)



## SM-207-5Q/BR *Brown, closed loop*

- 3/8" Press-fit
- Contact reed switch is SPST, deactivated rhodium on gold underplating for a longer expected life
- Unique glue/epoxy compound protects reed switch
- 15" (38 cm) Wire leads

## SM-207-5Q/W *White, closed loop*

- Switch and magnet have ribs for securing in holes
- For closed loop circuits
- 3/8" (10mm) Gap
- Switch dimensions: 3/4"x7/16"x3/8" (19x11x10 mm)



## SM-207-5LQ/W *White, closed loop*

- 3/8" Press fit
- Contact reed switch is SPST, deactivated rhodium on gold underplating for a longer expected life
- Unique glue/epoxy compound protects reed switch
- 15" (38 cm) Wire leads

- Switch and magnet have ribs for securing in holes
- For closed loop circuits
- 1" (25mm) Gap
- Switch dimensions: 3/4"x7/16"x3/8" (19x11x10 mm)



## SM-407-5TQ/W *White, closed loop*

- 3/8" Press-fit with stubby magnet
- Gold-plated terminals for longer expected life and reliability
- Contact reed switch is SPST, iridium-plated to have a high melting point and Vickers hardness for higher power handling and longer expected life

- Switch and magnet have ribs for securing in holes
- Quick-connect terminals
- For closed loop circuits
- 3/4" (19mm) Gap
- Switch dimensions: 1 1/8"x7/16"x3/8" (28x11x10 mm)



## SM-4102-TQ/W *White, closed loop*

- 3/8" Press-fit
- Gold-plated terminals for longer expected life and reliability
- Contact reed switch is SPST, iridium-plated to have a high melting point and Vickers hardness for higher power handling and longer expected life

- Switch and magnet have ribs for securing in holes
- Quick-connect terminals
- For closed loop circuits
- 1" (25mm) Gap
- Switch dimensions: 1 1/8"x7/16"x3/8" (28x11x10 mm)

## Recessed-Mount Magnetic Contacts



### SM-4103-TQ/W *White, closed loop*

- 3/8" Press-fit with 1" (25mm) switch
- Gold-plated terminals for longer expected life and reliability
- Rare-earth magnet with nickel plating to protect against chipping and corrosion
- Quick-connect terminals
- Contact reed switch is SPST, ruthenium on gold underplating for a longer expected life
- For closed loop circuits
- 1/2" (12mm) Gap
- Switch dimensions: 15/16"x7/16"x3/8" (24x11x10 mm)



### SM-4103-LQ/W *White, closed loop*

- 3/8" Press-fit with 3/4" (19mm) switch
- Gold-plated terminals for longer expected life and reliability
- Rare-earth magnet with nickel plating to protect against chipping and corrosion
- 18" (46cm) Wire leads
- Contact reed switch is SPST, ruthenium on gold underplating for a longer expected life
- For closed loop circuits
- 1/2" (12mm) Gap
- Switch dimensions: 3/4"x7/16"x3/8" (19x11x10 mm)



### SM-4104-TQ/W *White, closed loop*

- 3/4" (19mm) Steel-door recessed
- Gold-plated terminals for longer expected life and reliability
- Strong, one-piece construction
- Quick-connect terminals
- For closed loop circuits
- Contact reed switch is SPST, iridium plated to have a high melting point and Vickers hardness for higher power handling and longer expected life
- 1" (25mm) Gap (on steel)



### SM-4105-LQ/B *Brown, closed loop*

- 3/4" (19mm) Steel-door recessed
- Gold-plated terminals for longer expected life and reliability
- Strong, one-piece construction
- 18" (46cm) Wire leads
- For closed loop circuits



### SM-4105-LQ/W *White, closed loop*

- Contact reed switch is SPST, iridium-plated to have a high melting point and Vickers hardness for higher power handling and longer expected life
- 1" (25mm) Gap (on steel)

## Plunger-Type Magnetic Contacts



### SM-4301-TQ/W *White, closed loop*

- Push button
- Magnet and reed switch contained in housing
- Quick-connect terminals
- For closed loop circuits
- Contact reed switch is SPST, iridium-plated to have a high melting point and Vickers hardness for higher power handling and longer expected life
- Plunger travel is 1/4" (6mm)



### SM-4302-LQ/W *White, closed loop*

- 360° Rollerball
- Magnet and reed switch contained in housing
- 18" (46cm) Wire leads
- For closed loop circuits
- Contact reed switch is SPST, iridium-plated to have a high melting point and Vickers hardness for higher power handling and longer expected life
- Roller travel is 1/4" (6mm)



### SM-4303-TQ/W *White, closed loop*

- 360° Rollerball
- Magnet and reed switch contained in housing
- For closed loop circuits
- Contact reed switch is SPST, ruthenium on gold underplating for a longer expected life
- Roller travel is 1/4" (6mm)



## Specialty Magnetic Contacts



SM-226LQ  
Only

### SM-226LQ *Closed loop*

- Overhead-door surface-mount
- Contact reed switch is SPST, deactivated rhodium on gold under-plating for a longer expected life
- Switch contained in curved, low-profile, cast-aluminum housing
- Weatherproof, IP66

### SM-226L-3Q *Open/Closed loop*

- Magnet in gray ABS plastic case mounted on L-shaped bracket
- 24" (61cm) Wire leads enclosed in stainless steel cable
- 2¾" (70mm) Gap
- Switch dimensions: 4⅜"x1¾"x7⅛" (111x44x11 mm)



SM-226RQ  
Only

### SM-226RQ *Closed loop*

- Overhead door surface mount
- Contact reed switch is SPST, deactivated rhodium on gold underplating for a longer expected life
- Switch contained in curved, low-profile, cast-aluminum housing
- Weatherproof, IP66

### SM-226R-3Q *Open/Closed loop*

- Magnet enclosed in round bracket
- 24" (61cm) Wire leads enclosed in stainless steel cable
- 2¾" (70mm) Gap
- Switch dimensions: 4⅜"x1¾"x7⅛" (111x44x11 mm)



SM-4201-LQ  
Only

### SM-4201-LQ *Closed loop*

- 3" (76mm) Gap for overhead doors in both industrial and residential situations
- Rugged aluminum housing
- 36" (91cm) Wire leads enclosed in armored cable
- Contact reed switch is iridium-plated to have a high melting point and Vickers hardness for higher power handling and longer expected life

### SM-4201-L3Q *Open/Closed loop*

### SM-4201-L6Q *Open/Closed loop*

- Models available for: SPST closed loop circuits (SM-4201-LQ), SPDT open/closed loop circuits (SM-4201-L3Q), or DPDT open/closed loop circuits (SM-4201-L6Q)
- Mounting brackets included
- Adjustable for door-channel widths from 2~2½" (51~64 mm)
- Lifetime limited warranty

#### Optional Accessory – SM-8201-LWQ

- L bracket for door channels up to 4" (102mm) in width



SM-4601-LQ  
Only

### SM-4601-LQ *Closed loop*

- Industrial, wide-gap, surface-mount
- Rugged aluminum housing
- Contact Type: SPST, iridium-plated to have a high melting point and Vickers hardness for higher power handling and longer expected life

### SM-4601-L3Q *Open/Closed loop*

- Weatherproof (IP54) and sealed for outdoor use
- 36" (91cm) Wire leads are enclosed in armored cable
- 3" (76mm) Gap
- Switch dimensions: 3⅜"x1"x1½" (78x25x13 mm)

### Accessories

#### SM-8201-LWQ

Longer Track Mount Bracket for SM-4201 series contacts



#### SM-831

Alnico 5 magnet  
1¼" (32mm) Length  
¼" (6.4mm) Diameter



#### SM-851

Aluminum "Z" bracket for SM-216Q, SM-226LQ, SM-226-L3Q



# VOICE and CONTROL



*The garage door has been left open for 30 minutes.*


*Trigger the output to close the garage door.*

## Voice Dialer E-922CPQ

When triggered by an alarm system, the ENFORCER Voice Dialer calls up to 6 numbers to report the zone where the incident occurred and allows you to listen in if desired. However, it also allows you to control an auxiliary device through the phone connection. That's control with no fees, registration, or profiling, and secure from internet hacking.

- Voice notification with control of auxiliary device without internet
- Use auxiliary output to turn off the alarm, open a door, turn on a light, strobe, camera, etc.
- Terminal blocks for easy connections
- Main message with added message for each zone, all customizable
- Analog and VoIP line compatible\*

\*For single-line analog or VoIP telephone systems



Vacation Home Monitoring



Agricultural Monitoring & Control



Gate Monitoring & Control



Equipment Monitoring

Tel: (800) 662-0800    Email: sales@seco-larm.com  
Fax: (949) 261-7326    Website: www.seco-larm.com

SECO-LARM® ENFORCER® CRIMEBUSTER® CBA® SLI® JZ®



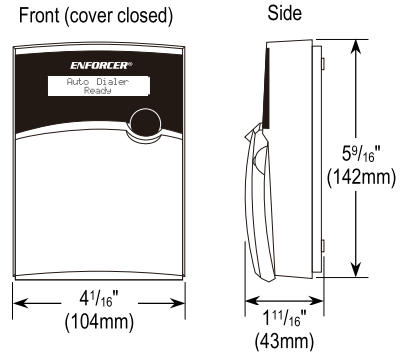
## Voice Dialer with Control



### Model Number

**E-922CPQ**  
Voice dialer with control

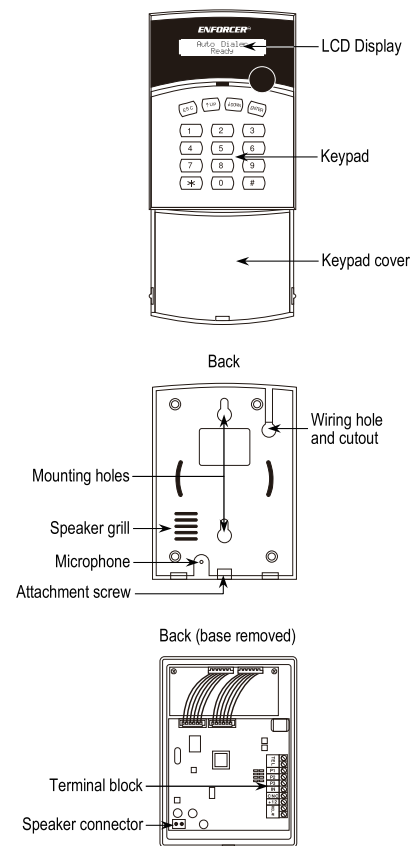
### Dimensions



### Features

- Trigger-activated dialer with user-recorded 18-second alarm message
- The last 6 seconds of the alarm message is separately customized for each input
- 3 Trigger inputs and 1 inhibit input, each programmable high (input >3.5V) or low (input <1V)
- 1 Auxiliary relay output, NO/NC programmable for 1~255 seconds
- Works as a stand-alone unit or connected to a security system
- LCD display indicates status, either "ready" or "alarm" showing which input and number dialed
- Listen in, stop the dialing process, and/or turn the auxiliary output on or off during dialer call out
- Call in at any time to listen in to room and/or turn the auxiliary output on or off
- 6 Programmable alarm telephone numbers (up to 14 digits each)
- Programmable auto-dialing to call each number three times or call a single number
- Built-in flash memory to protect against system data loss in case of power failure
- Tone or pulse dialing
- Terminal blocks for all external connections
- Wall-mountable

### Overview



### Specifications

Operating voltage		10~18 VDC
Current draw (max.)	Standby	50mA@12VDC
	Dialing	200mA@12VDC
Phone system		For single-line analog or VOIP phone systems*
Alarm message length (user recorded)		12s site message + 6s individual message for each input
Programmable alarm phone numbers		6
Maximum digits per phone number		14
Programmable dial attempts		Up to 3 times per number
Alarm message repeat		1~2 times for each number
Trigger inputs	1~3	Programmable high (input >3.5V, max. 15V) N.O. or N.C. or low (input <1V) N.O. or N.C.
	Inhibit	
Auxiliary output		2A@24VDC, NO/NC, programmable 1~255s
Operating temperature		32°~140°F (0°~60°C)
Weight		15.9-oz (450g)
Dimensions		4 1/16"x5 9/16"x1 11/16" (104x142x43 mm)

\*The E-922CPQ may work with some digital phone systems (single-line or PBX), depending on the system.

# ENFORCER<sup>®</sup>

Video/Audio

# Split & Extend

The **ENFORCER 4K HDMI 1x4 Splitter/ Extender over Cat6** extends the range of traditional HDMI cabling methods by using an active transmitter and 4 receivers to send video and audio over Cat6. HDMI formats as large as 4K can be transmitted up to 230ft (70m) between the units with zero signal loss by using integrated circuits in the receivers and transmitter.



**MVE-AH1E4-42NQ**  
Extender and Splitter



Receiver



Splitter & Extender in One



Supports up to 4K@30Hz



Up to 10 Gbps Video Bandwidth



IR Support



Extends up to 230ft

- **Signal Strength** – Active operation ensures signal strength remains strong over the entire cable length.
- **Distance** – Capable of providing a clear HDMI signal up to 131ft (40m) at 4K resolution or 230ft (70m) at 1080p resolution.
- **Formats Supported** – Supports both progressive and interlaced formats: 30Hz/1080p/1080i/720p/576p/480p/480i.
- **Plug and Play** – Complete set consisting of a transmitter and 4 receivers, power supply, and IR dongles.
- **Zero Signal Loss** – Integrated circuits in the transmitter and receivers clean, buffer, and amplify the HDMI signal to prevent signal loss and ensure a clear signal regardless of the length of the cable
- **IR** – Send IR signals from the monitors to the source for discrete operation of devices.
- **Loop out** – Supports a local monitor.
- **Power** – One (1) 12VDC power supply included – set powered at transmitter end

HDMI, the HDMI Logo and High-Definition Multimedia Interface are trademarks or registered trademarks of HDMI Licensing LLC in the United States and other countries.

**SECO-LARM<sup>®</sup> U.S.A., Inc.**

16842 Millikan Avenue, Irvine, CA 92606

**Tel:** (800) 662-0800 **Email:** sales@seco-larm.com

**Fax:** (949) 261-7326 **Website:** www.seco-larm.com



Copyright © 2022 SECO-LARM U.S.A., Inc. All rights reserved.  
All trademarks are the property of SECO-LARM U.S.A., Inc. or their respective owners.  
The SECO-LARM policy is one of continual development. For that reason, SECO-LARM reserves the right to change prices and specifications without notice. SECO-LARM is not responsible for misprints.

SECO-LARM<sup>®</sup> ENFORCER<sup>®</sup> CRIMEBUSTER<sup>®</sup> CBA<sup>®</sup> SLI<sup>®</sup> /Z<sup>®</sup>



## 4K HDMI Extender over Single Cat5e/6



### Model Number

**MVE-AH1E1-42NQ**  
Range: 164ft (50m) at 4K@60Hz

### Specifications

Maximum resolution	4K@60Hz	
Deep color	8bit	
Video formats supported	High-speed HDMI, HDCP 2.2	
Audio formats supported	LPCM 2/5.1/7.1CH, Dolby Digital, DTS 5.1, Dolby Digital+, DolbyTrueHD, DTS-HD Master Audio, Dolby Atmos, DTS:X	
Resolutions supported	4K@60Hz/4K@30Hz/1080p/1080i/720p/576p/576i/480p/480i	
Range	4K@60Hz	Cat6: Up to 197' (60m) Cat5e: Up to 164' (50m)
	1080p	Cat6: Up to 230' (70m) Cat5e: Up to 164' (50m)
IR Pass-through frequency	30~60 kHz	
Operating voltage	12VDC	
Power supply	1A@12VDC (1 Adapter) (2.1mm plug)	
Operating temperature	32°~104° F (0°~40° C)	
Operating humidity	20~90% RH (non-condensing)	
Weight	5.08-oz (144g) (each)	

### Features

- Extend HDMI over a single Cat5e/6 cable
- The HDMI Extender over Single Cat5e/6 support both progressive and interlaced formats: from 480i to 4K@60Hz
- Plug and Play – The 4K HDMI Extender over Single Cat5e/6 comes as a complete set consisting of a transmitter and receiver, power supply, and IR dongles
- Signal Strength – Active operation ensures that the signal strength will remain strong over the length of the cable
- Zero Signal Loss – Integrated circuits in the transmitter and receiver clean, buffer and amplify the HDMI signal to prevent signal loss and ensure a clear signal regardless of the length of the cable
- IR Pass-Through – Send IR signals from the monitor to the source for discrete operation of devices
- Supports up to 4K@60Hz
- IR from monitor to the source
- Loop out supports a local monitor

## HDMI Extender over Single Cat5e/6



### Model Number

**MVE-AH1E1-01NQ**  
Range: 164ft (50m) at 1080p

### Specifications

Maximum resolution	1080p	
Deep color	24bit	
Video formats supported	High-speed HDMI, HDCP 1.2	
Audio formats supported	LPCM, Dolby-AC3, DTS7.1, DSD	
Resolutions supported	1080p/1080i/720p/576p/576i/480p/480i	
Range (1080p)	Up to 164' (50m)	
IR Pass-through frequency	30~60 kHz	
Operating voltage	5VDC	
Power supply	1A@5VDC (2 Adapters) (2.1mm plug)	
Operating temperature	32°~104° F (0°~40° C)	
Operating humidity	20~90% RH (non-condensing)	
Weight	5.3-oz (150g) (each)	

### Features

- Extend HDMI over a single Cat5e/6 cable
- The HDMI Extender over Single Cat5e/6 support both progressive and interlaced formats: from 480i to 1080p
- Plug and Play – The HDMI Extender over Single Cat5e/6 comes as a complete set consisting of a transmitter and receiver, power supply, and IR dongles
- Signal Strength – Active operation ensures that the signal strength will remain strong over the length of the cable
- Zero Signal Loss – Integrated circuits in the transmitter and receiver clean, buffer and amplify the HDMI signal to prevent signal loss and ensure a clear signal regardless of the length of the cable
- IR Pass-Through – Send IR signals from the monitor to the source for discrete operation of devices
- EDID Management – Use Extended Display Identification Data (EDID) management settings to match the display settings to the source device

## 4K ENHANCED HDMI Long-Range Extender



### Model Number

**MVE-AH1H1-42YQ**  
Range: Up to 492' (150m)

**NEW**

### Specifications

Input video signal	3.3V
Input DDC signal	5Vp-p (TTL)
Maximum single link range	4K2K@60Hz
Deep color	48-bit
Video formats supported	All HDMI 3D, HDCP 2.2
Audio formats supported	LPCM 2.0/2.1/5.1/6.1/7.1, Dolby Digital, Dolby TrueHD, Dolby Digital Plus (DD+), DTS ES, DTS HD Master, DTS HD HRA, DTS X
Output video	HDMI
Resolutions supported	4K2K@50/60Hz, 4K2K@30Hz, 1080p, 1080i, 720p, 720i, 480p, 480i
Range	394' (120m)
Video input connector	HDMI Type A 19-pin female

### Features

- Extends 1080p up to 492ft (150m) and 4K2K up to 394ft (120m)
- Supports resolutions from 480i to 4K2K/ UHD
- Supports 18Gbps video bandwidth
- Plug and play operation – comes as a complete set
- HDCP 2.2 / HDCP 1.4 and DVI 1.0 compliant
- Transmitter includes an HDMI loop output
- Analog stereo output on receiver
- Bi-directional IR, RS-232, and CEC pass-through
- Supports HDF, HDR10+, Dolby Vision, and HLG
- Includes one 24VDC power supply – set can be powered at either the transmitter or receiver

## 4K HDMI 1x4 Splitter/Extender over Cat6



### Model Number

**MVE-AH1E4-42NQ**  
Range: Up to 131' (40m) at 4K@30Hz

**NEW**

### Specifications

Maximum video resolution	4K@30Hz	
Deep color	24-bit	
Video formats supported	DTV/HDTV: 480i, 480p, 576i, 576p, 720p, 1080i, 1080p, 4K@30Hz	
Range	1080p	230' (70m)
	4K	131' (40m)
IR Frequency	20kHz~60kHz	
Operating voltage	5VDC	
Power supply	2A@5VDC	
Operating temperature	32°~140° F (0°~60° C)	
Dimensions	Tx	8 1/4" x 1 1/16" x 3 1/4" (210x18x83 mm)
	Rx	3 1/8" x 5/8" x 2 3/4" (80x17x69 mm)
Weight	Tx	15.8-oz (448g)
	Rx	4.6-oz (130g)

See advertisement, pg. 128

### Features

- **Signal Strength** – Active operation ensures signal strength remains strong over the entire cable length.
- **Distance** – The 4K HDMI 1x4 Splitter/Extender over Cat6 is capable of providing a clear HDMI signal up to 131ft (40m) at 4K resolution or 230ft (70m) at 1080p resolution.
- **Formats Supported** – The 4K HDMI 1x4 Splitter/Extender over Cat6 supports both progressive and interlaced formats: 4K@30Hz/1080p/1080i/720p/576p/480p/480i.
- **Plug and Play** – The 4K HDMI 1x4 Splitter/Extender over Cat6 comes as a complete set consisting of a transmitter and 4 receivers, power supply, and IR dongles.
- **Zero Signal Loss** – Integrated circuits in the transmitter and receivers clean, buffer, and amplify the HDMI signal to prevent signal loss and ensure a clear signal regardless of the length of the cable.
- **IR** – Send IR signals from the monitors to the source for discrete operation of devices.
- **Loop out** – Supports a local monitor.
- **Power** – One (1) 12VDC power supply included – set powered at transmitter end

## 4K HDMI Extender over IP



MVE-AHMPM-41NQ shown

### Model Numbers

**MVE-AHMPM-41NQ**  
HDMI over IP Kit  
(1 Transmitter and 1 Receiver)

**MVE-AHMPM-41NRQ**  
HDMI over IP - Additional Receiver

### Specifications

Maximum video resolution	4K@30Hz	
Deep color	24-bit	
Video formats supported	DTV/HDTV: 480i, 480p, 576i, 576p, 720p, 1080i, 1080p, 4K@30Hz	
Range (4K)	Cat5	262ft (80m)
	Cat5e	328ft (100m)
	Cat6	393ft (120m)
IP Addressing	Static	
IR Frequency	20kHz~60kHz	
Operating voltage	5VDC	
Power supply	2A@5VDC	
Operating temperature	32°~140° F (0°~60° C)	
Dimensions	4 <sup>7</sup> / <sub>16</sub> "x2 <sup>1</sup> / <sub>2</sub> "x2 <sup>1</sup> / <sub>2</sub> " (112x23x94 mm)	
Weight	5.9-oz (170g)	

### Features

- Extends 4K HDMI signals up to 393ft (120m) over a single UTP Cat5e/6 cable
- Direct connection point to point units can be connected directly to each other
  - One-to-one: 1 Transmitter to 1 receiver
  - One-to-many: 1 transmitter to multiple receivers using VLAN switches
- HDCP compliant
- With wideband IR (20~60 kHz) control to the source
- Supports TCP/IP protocol
- With mounting ears
- Supports IR signals (IR transmitter and receiver included), allowing remote control from the monitor area

## HDMI Extenders with KVM



MVE-AH1E1-01UQ shown

### Model Numbers

**MVE-AH1E1-01UQ**  
Resolution: up to 1080p

**MVE-AH1E1-42UQ**  
Resolution: Up to 4K@60Hz

### Specifications

Video formats supported	DTV/HDTV: 480i, 480p, 576i, 576p, 720p, 1080i, 1080p, 4K@30Hz*, 4K@60Hz*	
Range	Cat6	230ft (70m)
IR Frequency	20kHz~60kHz	
Operating voltage	5VDC	
Power supply	2A@5VDC	
Operating temperature	32°~140° F (0°~60° C)	

\* MVE-AH1E1-42UQ Only

### Features

- Display up to 4K@60Hz (MVE-AH1E1-42UQ only)
- Zero latency transmission up to 230ft (70m) over single Cat6/7
- Supports USB keyboard and mouse (KVM)
- Supports point to point connections
- Transmitter includes HDMI loop-out
- Lightning Protection, surge protection, and ESD protection.
- Receiver has L/R audio outputs (MVE-AH1E1-01UQ only)
- Receiver has an optical S/PDIF out if an AVR or sound bar is fitted in the remote location (MVE-AH1E1-42UQ only)

## 4K HDMI® Splitters



HDMI®  
HIGH-DEFINITION MULTIMEDIA INTERFACE



\* 4K@30Hz

### Model Numbers

**MVD-AH12-01Q**  
4K 1x2 HDMI Splitters

**MVD-AH14-01Q**  
4K 1x4 HDMI Splitters

**MVD-AH18-01Q\***  
4K 1x8 HDMI Splitters

### Specifications

Input video signal	3.3V
Input DDC signal	5Vp-p (TTL)
Maximum single link range	4K*2K@60Hz
Deep color	48bit
Video formats supported	High-speed HDMI, HDCP 1.4
Audio formats supported	LPCM, Dolby-AC3, DTS7.1, DSD
Resolutions supported	4K/1080p/1080i/720p/576p/576i/480p/480i
Operating voltage	5VDC

### Features

- Transmit an HDMI source to up to eight different HDMI displays
- Supports up to 4K/2K resolution and 3D video
- Individual status LEDs for each HDMI output
- EDID Management settings
- One (1) 5VDC Power supply included

## 4K HDMI® Switcher



HDMI®  
HIGH-DEFINITION MULTIMEDIA INTERFACE



### Model Number

**MVS-AH31-01NQ**  
4K 3x1 HDMI Switcher

### Specifications

HDMI Inputs	3
Resolutions supported	4K/1080p/1080i/720p/576p/576i/480p/480i
Maximum single link range	4K*2K@30Hz
Input DDC signal	5Vp-p (TTL)
Deep color	48bit
Power supply	USB Power
Dimensions	3 <sup>7</sup> / <sub>16</sub> "x2 <sup>3</sup> / <sub>8</sub> "x3 <sup>3</sup> / <sub>4</sub> " (87x60x19 mm)

### Features

- Add three HDMI inputs to almost any high-definition TV or HDMI display
- Supports up to 4K/2K resolution and 3D video
- Includes remote control for switching between inputs
- Individual status LEDs for each HDMI input
- Switch will automatically select the active input for added convenience

## 4K HDMI® 4x2 Matrix

- 4 HDMI inputs and 2 HDMI outputs – each output can display any of the four sources
- Supports 4K2K@50/60Hz (YCbCr 4:4:4), 4K2K@30Hz, all HDMI 3D formats and more
- Supports 18Gbps video bandwidth uncompressed
- Both outputs can downscale to 1080p if needed
- Supports HDR10+, Dolby Vision, and HLG
- Supports advanced EDID management, including AUTO, COPY, and STD
- Supports Auto Return Channel (ARC)
- Easy control via buttons on front or an included remote control

### Model Number

**MVM-AH42-42Q**  
4K HDMI 4x2 Matrix

NEW



HDMI®  
HIGH-DEFINITION MULTIMEDIA INTERFACE



### 4K HDMI Audio Extractor

MAP-A599-01Q

NEW

- Supports video resolutions up to 4K2K@50/60Hz
- 10bits High Dynamic Range (HDR) pass through and 4:4:4 chroma subsampling
- HDMI 2.0b (full 18Gbps), HDCP 2.2, and DVI compliant
- Extracts HDMI audio to multi-channel optical (S/PDIF) or L/R analog stereo audio
- Supports HDMI High Bit Rate (HBR) audio pass through



### High-Speed USB 2.0 1x4 Extender

DE-S104Q

NEW

- Supports four (4) High-Speed USB 2.0 inputs and one (1) High-Speed USB 2.0 output
- Compatible with Cat5e/6/7 network cables
- Transmission range up to 492' (150m) with Cat6/7 cable
- Plug and Play
- Extend transmission further with Gigabit switch support
- Hot-Plug USB (auto-detects USB type — High-Speed, Full-Speed, and Low-Speed)



### HDMI to Composite Converter

MVA-HT01Q

- Converts HDMI to composite video + stereo audio
- Supports input resolutions up to 1920x1080
- Supports NTSC or PAL output
- Stereo analog audio output
- Plug and play operation



### Video Converter

VC-3YAQ

4-in-1 HD to HDMI Converter,  
see page 85 for details



### Video Converter

VC-2VAQ

VGA to BNC Converter,  
see page 85 for details



## Wireless IR Repeater Kit



### Features

- Allows for wireless IR transmission up to 656ft (200m)\*
- Transmits IR signals wirelessly over 915MHz RF
- Frequency hopping technology minimizes RF interference
- Compatible with 20~60 kHz IR systems
- IR Confirmation LED
- 5VDC Power jack (2x AC adapters included)
- Compact size for easy mounting near audio/video equipment
- Includes one 10ft (3m) wired IR emitter and one 5ft (1.5m) wired IR receiver

\*Line-of-sight range. Actual range may vary depending on the installation and operating environment.

### Model Number

**MVE-AN1W1-01Q**  
*Wireless IR Repeater Kit*

### Specifications

Operating voltage	5VDC	
RF Frequency	915MHz	
LED Indicator	IR Confirmation (blue)	
IR Receiver frequency	20~60 kHz	
IR Receiver angle	±35° Off axis	
IR Receiver distance	23' (7m)* max.	
IR Emitter frequency	20~60 kHz	
IR Emitter angle	±11° Off axis	
Connector type	Power	1.3mm Coaxial center-pin-positive
	Wired IR receiver	1/8" (3.5mm) TRS Mini-plug
	Wired IR emitter	1/8" (3.5mm) Mono mini-plug
Maximum extended range	656' (200m)*	
Operating humidity	10~90%	
Operating temperature	-4°~140° F (-20°~60° C)	
Power supply	5VDC/500mA	
Dimensions	Transmitter/Receiver	1 3/16" x 1 3/16" x 1 1/4" (45x45x31 mm)
	Wired IR receiver	1 3/16" x 1 1/8" x 3/8" (20x7x10 mm)
	Wired IR emitter	5/8" x 3/8" x 3/16" (16x10x5 mm)

## IR over HDMI Kit



### Features

- Add IR remote pass-through to installations where an HDMI source is in a different room than the HDMI display using existing HDMI cables
- Discreet design – adapters install between the devices and the HDMI cables
- Includes 2 HDMI adapters, 1 IR transmitter, and 1 IR receiver
- IR Transmitter and receiver are each built with a 4.5ft (1.45m) cord for added convenience while installing
- Compatible with other ENFORCER products (sold separately): 3x1 HDMI Switch (MVS-AH31-01NQ) and 1x4 HDMI Splitter (MVD-AH14-01Q)

### Model Number

**MVE-PN11-01Q**

### Specifications

Video formats supported	High-speed HDMI with 3D, HDCP 1.2	
Frequency	33~60 kHz (Dual band)	
Dimensions	IR Transmitter	1 1/8" x 1 1/16" x 1/2" (30x18x12 mm)
	IR Receiver	1 1/8" x 1 1/16" x 1/2" (30x18x12 mm)
	HDMI Adapter	1 1/8" x 7/8" x 3/8" (30x22x10 mm)
	Cable	4.5' (1.45m)
Jack	3.5mm	
Weight	2.2-oz (62g)	

# High-Speed HDMI Cables



Gold-plated connectors



## Model Numbers

<b>MC-1130-18NQ</b>	1.5ft (0.5m), 28AWG
<b>MC-1130-03FQ*</b>	3ft (1m), 28AWG
<b>MC-1130-06FQ*</b>	6ft (1.8m), 28AWG
<b>MC-1130-10FQ*</b>	10ft (3m), 28AWG
<b>MC-1130-16FQ</b>	16ft (4.8m), 28AWG
<b>MC-1130-25FQ</b>	25ft (7.6m), 26AWG
<b>MC-1130-35FQ</b>	35ft (10.6m), 26AWG
<b>MC-1130-50FQ</b>	50ft (15.2m), 26AWG

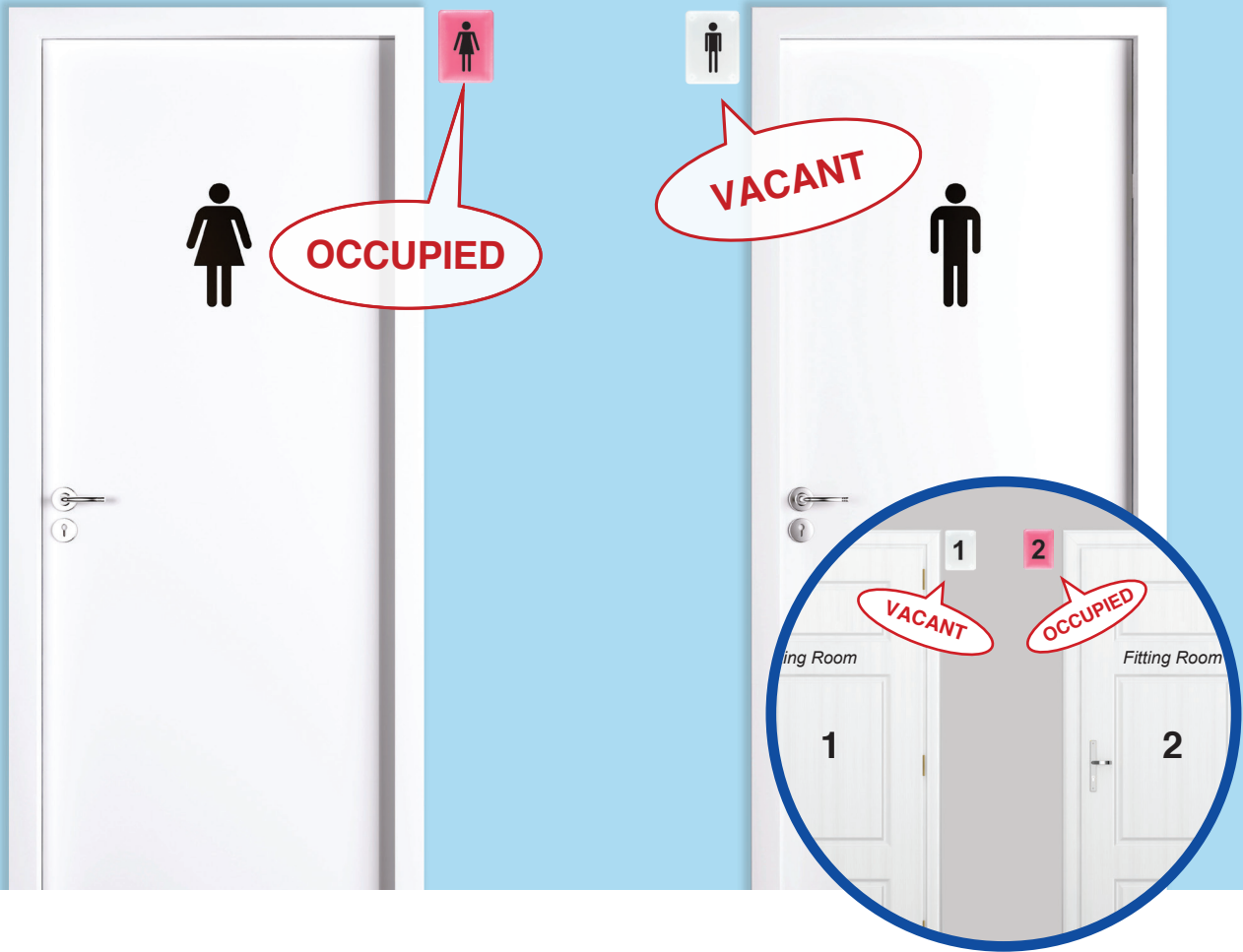
\*MC-1130-03FQ, MC-1130-06FQ, and MC-1130-10FQ support 8K

**ENFORCER**® High-Speed HDMI Cables are the ultimate solution for a security, home theater, digital signage, or other audio/video installations. The cables support cutting-edge features such as 4K resolution, HDR Support, full 18 Gbps bandwidth, and Ethernet for compatibility with newer equipment. The cables are also CL3 and UL rated and are protected with a lifetime warranty. **ENFORCER**® High-Speed HDMI Cables come in a wide variety of lengths, making it easier than ever to find the right cable to fit an installation

- 3D Support
- 4K Support
- 8K Support\*
- HDR Support
- Supports Ethernet (100Mb/s)
- Category 2 cable
- Lifetime limited warranty

--	--	--	--	--	--	--

# END THE WAITING GAME



## Room Occupancy Monitor

Know at a glance whether a room is in use

The Room Occupancy Monitor (ROM) indicates when a room (like a restroom or fitting room) is occupied or vacant.

Use for any place where you want occupancy notification:



Tel: (800) 662-0800    Email: [sales@seco-larm.com](mailto:sales@seco-larm.com)  
Fax: (949) 261-7326    Website: [www.seco-larm.com](http://www.seco-larm.com)

SECO-LARM® ENFORCER® CRIMEBUSTER® CBA® SLI® 

**SECO-LARM®**

Manufacturer of **ENFORCER®**



# Room Occupancy Monitor



## Model Numbers

- RM-R100-KB1Q**  
*Sensor and 1-Room Indicator with buzzer*
- RM-R100-RB1Q**  
*1-Room Indicator with buzzer*
- RM-R100-R2Q**  
*2-Room Indicator*

## Decals Included



## Optional



**RM-R100-TBQ**  
*Wall-Mount Help Button*



**RM-R100-TH2Q**  
*Indicator Remote*

## Features

- PIR Sensor detects motion (programmable ON/OFF)
- Phototransistor detects light (programmable ON/OFF)
- Door sensor input for door monitoring
- Programmable to flash and/or sound\* after a set amount of time
- Connection for adding a service button†
- Suitable to use in restrooms, fitting rooms, etc.
- Transmitter can transmit to unlimited number of receivers
- Micro USB power input for easy installation
- Compatible with all ENFORCER 433.92MHz transmitters

\* Buzzer available on RM-R100-RB1Q only. † Sensor and RM-R100-RB1Q only.  
‡ Actual operating range will vary greatly depending on the installation and operating environment.

## Specifications

Model	RM-R100-KB1Q*		
	Sensor	RM-R100-RB1Q	RM-R100-R2Q
Description		1-Room Indicator	2-Room Indicator
Indicators	LED	Buzzer and LED	LED
Memory capacity	N/A	15 Transmitter codes, per channel	
Current draw	Standby	2mA@12VDC	6mA@12VDC
	Active	15mA@12VDC max.	35mA@12VDC max.
Transistor ground rating	100mA max.	N/A	
PIR Sensor range	~16' (5m)	N/A	
Phototransistor sensitivity	≥320Lux	N/A	
Door input	NO or NC	N/A	
RF Range‡	100' (30m), 433.92MHz		
Operating voltage	5VDC via micro USB or 5-12 VDC via terminal block		
Connections	Screw terminals		
Operating temperature	- 4°-167° F (- 20°-75° C)		
Dimensions	2 1/2"x1 5/16"x1 7/8" (64x24x48 mm)		
Weight	1.8-oz (50g)		

\*The RM-R100-KB1Q kit includes a sensor and 1-room indicator. Sensor not sold separately

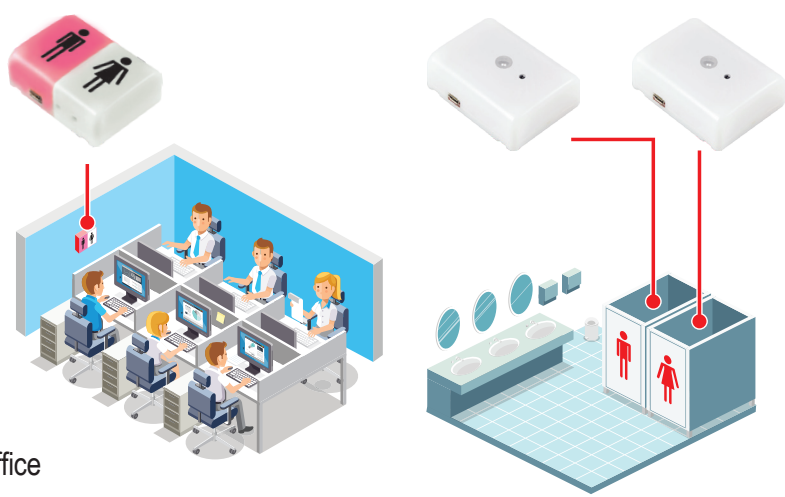
## Application

### 1-Fitting Room Application§



Clothing Store

### 2-Restroom Application\*\*



Office

§ Only one Room Occupancy Monitor Kit needed \*\* Two Room Occupancy Monitor Kits and one additional 2-Room Indicator required to recreate Illustration

## Wireless Entry Alert System



### Features


- For monitoring a driveway or for use as an entrance indicator
- No wiring necessary between sensor and speaker
- Sensor is weatherproof for outdoor use
- Speaker makes a chime or alarm sound when the beam is interrupted
- Wireless range: Up to 328ft (100m) between the sensor and speaker
- IP55 Weatherproof (sensor only)
- Sensor range: Up to 22ft (7m)
- Each sensor can be connected to an unlimited number of speakers
- Each speaker can be connected to up to 5 sensors
- Simple installation with no hard wiring required – all components are either wireless or plug into each other
- Mounting brackets available (see page 107)


### Model Number


**E-931CS22RFCQ**  
 Sensor range: Up to 22ft (7m)  
 Wireless range: Up to 328ft (100m)

### Accessories


**E-931ACC-SFQ**   
 Additional wireless speaker

**E-931ACC-CQ**   
 Digital counter, plugs into speaker

**E-931ACC-RC1Q**   
 3" (76mm) Round reflector

**E-931ACC-HR1Q**   
 Hood for reflector

## Entry Alert System




### Features


- For monitoring an entrance or using as an entrance indicator
- Photoelectric beam sensor
- Makes "ding-dong" or siren sound if beam is interrupted
- Speaker volume can be adjusted or turned off
- When in siren mode, sounding time is adjustable from 3~30 seconds
- 9VDC Adapter included
- All components plug into each other - No hard wiring required
- 32ft Cable from speaker to sensor
- Mounting brackets available (see page 107)

### Model Number


**E-931CS22RRCQ**  
 Sensor range: 22ft (7m)

### Accessories

**E-931ACC-SQ**   
 Additional speaker

**E-931ACC-CQ**   
 Digital counter, plugs into speaker

**E-931ACC-RC1Q**   
 3" (76mm) Round reflector

**E-931ACC-R2Q**   
 2" (50mm) Square reflector

**E-931ACC-HR1Q**   
 Hood for reflector

**E-931ACC-RLQ**   
 Large reflector

# Wireless Alert System



## Model Number

**RA-4961-K1Q**  
Wireless Alert System

## Specifications\*

Frequency	914.8MHz	
Channels	4	
Accessories per channel	1	
Relay output (channel 4 only)	1 Form C Relay, 1A@50VDC	
Power supply	3 "C" batteries or 6VDC power adapter (Both not included)	
Current draw	Standby	0.3mA
	Max	220mA
Estimated battery life	270 days (3 triggers/day)	
Receiver low battery indicator	Notification LED flashes every 5 seconds	
Accessory low battery indicator	Zone LED for accessory blinks continuously	
Sound level (dB)	Up to 96dB@1ft(30cm)	
Operating temperature	32°~140° F (0°~60° C)	
Dimensions	5 1/4" x 1 9/16" x 6 5/8" (133x40x169 mm)	

## Features

- 18 Programmable ringtones, volume adjustable\*
- Connect up to 4 wireless transmitter accessories (pushbutton included)
- Alerts can be audible, visual, or both via built-in speaker and flashing LED
- Zone LED indicates which zone has triggered the alert
- Output terminals (Form C, 1A@50VDC) for an optional auxiliary device
- System includes Wireless Receiver (RA-4961Q) and Wireless Pushbutton (RA-4961-PBQ)

\* Specifications are for receiver (RA-4961Q). See pushbutton features below.

## Wireless Pushbutton

**RA-4961-PBQ**



## Features

- Use as a wireless doorbell
- Up to 1,000ft (305m) transmission range\*
- Easy installation
- Note: that 1pc of RA-4961-PBQ is included with the RA-4961-K1Q
- IP45 Weatherproof

## Wireless Magnetic Contact

**RA-4961-MCQ**



## Features

- Wirelessly monitor windows, doors, or other areas
- Up to 1,000ft (305m) transmission range\*
- Activates each time the door or window is moved
- Magnet can be placed on either side
- Adhesive mount – no screws required

\* Line of sight. Transmitter range will vary depending on installation and operation environment

## Motion Entry Alert



### Model Number

**AS-6111Q**

*Motion Entry Alert*

### Features

- Mount above door or other entry point to alert when someone enters or exits
- Sounds for approximately 4 seconds or for as long as the sensor detects changes in visible light
- CDS sensor operates by detecting sudden changes in visible light
- Sensor range 10ft (3m)
- Designed for motion alerts only
- Low current drain (0.05mA standby)
- Provides an audible alert (doorbell sound) when triggered
- Battery operated (3 AAA batteries, not included)

## Dummy Dual Photoelectric Beam Sensor with Flashing Red LEDs



### Model Number

**BD-T100Q**

*Dummy Dual Beam Sensor*

### Features

- Strong ABS plastic construction
- Wall- or pole-mountable
- Battery-powered flashing red LED (requires 2 AA batteries – not included)

## Wireless Outlet Controller



### Model Numbers

**LS-313A-14Q**

*3 Wireless Outlets, 1 Remote*

**LS-525A-14Q**


*5 Wireless Outlets, 2 Remotes*

### Features

- Wirelessly control devices, appliances, or lamps up to 100ft (30m) away\*
- Energy saving – Wireless Outlet draws zero power when off
- Easily expand to multiple devices by pairing to different channels or remotes
- Control multiple outlets with one button, or one outlet with multiple remotes
- Remote is compatible with both Wireless Outlets and Wireless Light Sockets
- Combine several kits for further expansion
- For indoor use only

\* Line-of-sight range. Actual range may vary depending on the installation and operating environment

# Anti-Pick Safety Door Latch



DG-311-BQ shown **PATENTED**

## Model Numbers

**DG-311BQ** Brass  
Anti-Pick Safety Door Latch

NEW

**DG-311CQ** Chromium  
Anti-Pick Safety Door Latch

NEW

**DG-311NQ** Nickel  
Anti-Pick Safety Door Latch

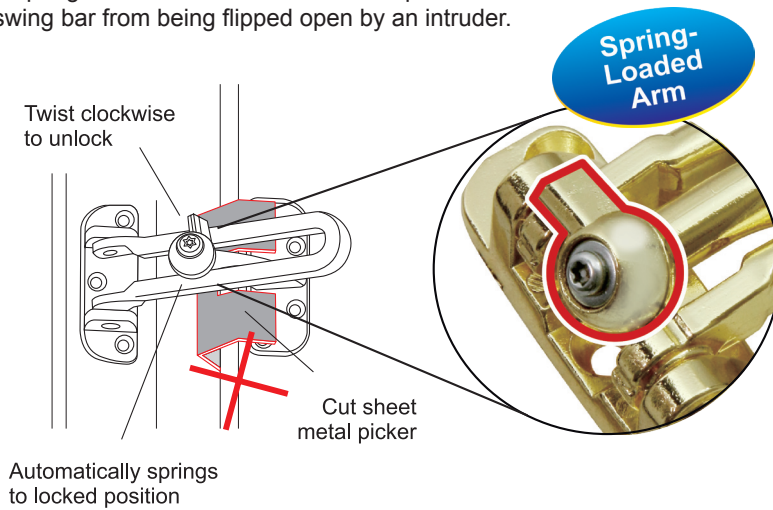
NEW

## Features

- Allows door to be opened slightly for conversation or viewing
- Anti-pick spring-loaded latch arm provides extra security by preventing an intruder from flipping the latch bar open
- Used as a secondary security lock for hinged in-swinging doors
- Zinc diecast with brass, chromium, or nickel finish
- Easy to install and use

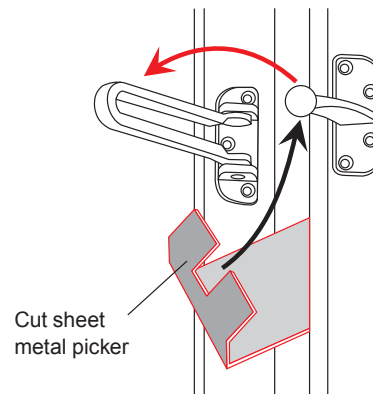
### SECO-LARM Anti-Pick Door Guard:

A spring-loaded arm on the latch head prevents the swing bar from being flipped open by an intruder.



### Traditional Swing-Bar Door Guard:

An intruder can partially open the door and use a rubber band, duct tape, a picker cut from sheet metal, or other tool to pop open the swing bar.





# Model Number Index

<b>A</b>	AS-6111Q.....	140	E-941S-1K2/HQ.....	6, 8, 10, 11, 14	EAP-5D1Q.....	27	MVE-AH1E1-42NQ.....	129
<b>B</b>	BD-T100Q.....	140	E-941S-1K2/LQ.....	6, 8, 13	EAP-5D4.....	27	MVE-AH1E1-42UQ.....	131
<b>C</b>	CA-1510-3FLQ.....	87	E-941S-1K2/PQ.....	6, 10, 14	EAP-5D5Q.....	27	MVE-AH1E4-42NQ.....	130
	CA-1515Q.....	87	E-941S-1K2/UQ.....	6, 8, 10, 11, 14	EAP-5D8.....	27	MVE-AH1H1-42YQ.....	130
	CA-151T.....	87	E-941S-1K2/ZQ.....	6, 8, 13	EB-P101-01HQ.....	84	MVE-AHMPM-41NQ.....	131
	CA-1610-3FLQ.....	87	E-941S-1K2B/HPQ.....	10, 14	EB-P101-20HQ.....	84	MVE-AHMPM-41NRQ.....	131
	CA-1616Q.....	87	E-941S-1K2B/LQ.....	10, 11, 13	EB-P101-20PHQ.....	84	MVE-AN1W1-01Q.....	134
	CA-161P.....	87	E-941S-1K2B/ZQ.....	10, 11, 13	EB-P501-02HQ.....	84	MVE-PN11-01Q.....	134
	CA-161T.....	87	E-941S-1K5/LQ.....	13	ENFORCER 190.....	114	MVM-AH42-42Q.....	132
	CL-210M-U3BQ.....	26	E-941S-1K5/PQ.....	14	ENFORCER 295.....	114	MVS-AH31-01NQ.....	132
	CS-PD115-PAQ.....	106	E-941S-1K5/ZQ.....	13	EVA-CB0R1Q.....	87	NE-SE01-020Q.....	79
	CS-PD419-PQ.....	106	E-941S-300/AP.....	14	EVA-F5521-3Q.....	87	NJ-A301U-T6AQ.....	79
	CS-PD422-PQ.....	106	E-941S300R/LQ.....	13	EVA-M5521-3Q.....	87	NR-P101E-TQ.....	80
	CS-PD438-PQ.....	106	E-941S300R/PQ.....	14	EV-N1506-2W4Q.....	70	NR-P102E-TQ.....	80
<b>D</b>	DE-S104Q.....	133	E-941S300R/UQ.....	14	EV-N1506-2W4WQ.....	67	NR-P401E-TQ.....	80
	DG-311BQ.....	141	E-941S300R/ZQ.....	13	EV-N1506-NW4WQ.....	67	NS-104UT-MAQ.....	79
	DG-311CQ.....	141	E-941S-600/AP.....	7, 10, 11, 14	EV-N1806-2W4D.....	69	NS-504UT-GAQ.....	78
	DG-311NQ.....	141	E-941S-600/HP.....	7, 14	EV-N2506-2W4Q.....	70	NS-508UT-GAQ.....	78
	DH-100A-01SQ.....	19	E-941S-600/HQ.....	7, 9, 10, 11, 14	EV-N2506-2W4WLQ.....	68	NS-516UT-GAQ.....	78
	DH-100E-07SQ.....	19	E-941S-600/LQ.....	7, 9, 13	EV-N2506-2W4WMQ.....	66	<b>P</b>	
	DH-100E-10SQ.....	19	E-941S-600/PQ.....	7, 9, 14	EV-N2506-2W4WQ.....	65	PA-U0405-NULQ.....	82
	DH-100E-40SQ.....	19	E-941S-600/UQ.....	7, 9, 10, 11, 14	EV-N2506-NW4WAQ.....	66	PC-L1620-PQ.....	82
	DH-100E-70SQ.....	19	E-941S-600/ZQ.....	7, 9, 13	EV-N2506-NW4WQ.....	65	PC-U0405-PULQ.....	81
	DH-151SQ.....	19	E-941S-600B/HPQ.....	10, 14	EV-N2806-2W4D.....	69	PC-U0910-PULQ.....	81
	DH-171SQ.....	19	E-941S-600B/LQ.....	10, 11, 13	EV-N2806-2W4WQ.....	68	PC-U1810-PULQ.....	81
	DP-264-1C7Q.....	55	E-941S-600B/ZQ.....	10, 11, 13	EV-N4506-2S4Q.....	71	PC-U1830-PULQ.....	81
	DP-264-CQ.....	55	E-941S-80A/LQ.....	13	EV-N5205-3S4Q.....	71	PD-4BTQ.....	27, 28
	DP-264-M7Q.....	55	E-941S-80M/HQ.....	13, 14	EV-N6506-3W4Q.....	71	PD-5PAQ.....	27, 28
	DP-264-MSQ.....	55	E-941SA-1200.....	6	EV-SCWQ.....	74	PD-8BTQ.....	27, 28
	DP-266-1C7Q.....	54	E-941SA-1K2DPSQ.....	6	EV-SDWQ.....	74	PH-U1820-PULQ.....	81
	DP-266-BC7.....	54	E-941SA-1K2PD.....	6	EV-SLGQ.....	74	PR-2121-PQ.....	39
	DP-266-BM7.....	54	E-941SA-1K2PQ.....	6	EV-SLWQ.....	74	PR-2123-PQ.....	39
	DP-266-CAQ.....	54	E-941SA-1K5Q.....	12	EV-SMWQ.....	74	PR-2125-PQ.....	39
	DP-266-M7Q.....	54	E-941SA-300.....	12	EV-SSGQ.....	74	PR-3123-PQ.....	39
	DP-T100-1Q.....	56	E-941SA-300RQ.....	12	EV-SSWQ.....	74	PR-3125-PQ.....	39
	DP-T100-2Q.....	56	E-941SA-600.....	9	EV-STWQ.....	74	PR-B1124-PQ.....	31
	DRN-104-2TB.....	62, 63	E-941SA-600DPSQ.....	9	EV-SVWQ.....	74	PR-K1K1-AQ.....	35, 36, 37, 39, 40
	DRN-108-2TB.....	62, 63	E-941SA-600PQ.....	9	EV-Y1501-A2WWQ.....	73	PR-K1S1-A.....	35, 36, 37, 39, 40
	DRN-116-4TB.....	63	E-941SA-80Q.....	13	EV-Y1501-AMWWQ.....	73	<b>R</b>	
	DRN-K104-04.....	60, 61	E-941SB-1200.....	10	EV-Y2251-A2WQ.....	75	RA-4961-K1Q.....	139
	DRN-K108-06.....	60, 61	E-941SB-1K2PQ.....	10	EV-Y2251-AMWQ.....	75	RA-4961-MCQ.....	139
	DRN-K116-12.....	61	E-941SB-600.....	10	EV-Y2501-A2GQ.....	75	RA-4961-PBQ.....	139
<b>E</b>	E-37ANT.....	56	E-941SB-600PQ.....	10	EV-Y2501-A2WQ.....	72	RM-R100-KB1Q.....	137
	E-37EV.....	56	E-942F-1300/L.....	16	EV-Y2501-AMGQ.....	75	RM-R100-R2Q.....	137
	E-37RV.....	56	E-942F-1300/ZQ.....	16	EV-Y2501-AMWQ.....	74	RM-R100-RB1Q.....	137
	E-922CPQ.....	127	E-942F-1K2G/WQ.....	16, 17	EV-Y2501-AMWWQ.....	72	RM-R100-TBQ.....	137
	E-931ACC-BLS6Q.....	100, 101, 107	E-942F-600/AP.....	16	EV-Y4201-A2SQ.....	76	RM-R100-TH2Q.....	137
	E-931ACC-BLS7Q.....	100, 101, 107	E-942F-600/L.....	16	EV-Y5105-N2SQ.....	76	<b>S</b>	
	E-931ACC-BLS8Q.....	100, 101, 107	E-942F-600/Z.....	16	EV-Y6501-A3WQ.....	77	SA-025MQ.....	57, 120
	E-931ACC-CQ.....	138	E-942F-600G/WQ.....	16, 17	HL-951CM-SFQ.....	91	SA-025Q.....	57, 120
	E-931ACC-CVR/B.....	107	E-942FC-1300.....	16	HL-951CM-SQ.....	91	SA-027HQ.....	58, 120
	E-931ACC-CVR/R.....	107	E-942FC-1K2AR.....	17	HL-951R1-SQ.....	90	SA-027WQ.....	58, 120
	E-931ACC-HR1Q.....	101, 107, 138	E-942FC-1K3SQ.....	18	HL-951R2-SQ.....	90	SD-6176-SS1Q.....	47
	E-931ACC-R2Q.....	107, 138	E-942FC-600.....	16	HL-951T1-SDQ.....	91	SD-6276-SS1Q.....	47
	E-931ACC-RC1Q.....	101, 107, 138	E-942FC-600AR.....	17	HL-951T1-SDQ.....	91	SD-6276-SSVQ.....	47
	E-931ACC-RLQ.....	101, 107, 138	E-942FC-600SQ.....	18	HL-951T1-SQ.....	90	SD-7098-SKDQ.....	50
	E-931ACC-SFQ.....	138	E-946F-1K2/LQ.....	16	HL-951T1-SWQ.....	91	SD-71002-V0.....	52
	E-931ACC-SQ.....	138	E-946F-1K2Q.....	16	HL-951T2-SQ.....	90	SD-7101KBPE1Q.....	47
	E-931CS22RFCQ.....	101, 138	E-946FC-1K2Q.....	18	JB-1.....	87	SD-7101RAEX1Q.....	47
	E-931CS22RRQC.....	101, 138	E-946FC-1K2SQ.....	18	JB-2.....	87	SD-7103GC-PEQ.....	45
	E-931-S33PRGQ.....	102, 103	E-946FC-600Q.....	16	LD-1123-PAQ.....	107	SD-7103GC-PTQ.....	45
	E-931-S35RRQ.....	101	E-960ACC-CVR.....	107	LD-ACC-WH.....	107	SD-7104SGEX1Q.....	47
	E-931-S45RRQ.....	100	E-960-D190Q.....	98	LS-313A-14Q.....	140	SD-71051-V0.....	52
	E-931-S50RRGQ.....	102, 103	E-960-D290Q.....	98	LS-525A-14Q.....	140	SD-7175SGEX1Q.....	47
	E-931-S50RRLQ.....	104	E-960-D90GQ.....	98, 103	MAP-A599-01Q.....	133	SD-72002-V0.....	52
	E-936-S45RRGQ.....	100, 103	E-960-D90Q.....	98	MC-1130-03FQ.....	135	SD-7201GAPT1Q.....	46
	E-941D-1K2/P.....	8, 11, 14	E-9622-4B25.....	105	MC-1130-06FQ.....	135	SD-7201GCPE1Q.....	45
	E-941D-600/PQ.....	9, 11, 14	E-9644-6B25.....	105	MC-1130-10FQ.....	135	SD-7201GC-PEQ.....	45
	E-941DA-1K2P.....	8	E-964-D390Q.....	98	MC-1130-16FQ.....	135	SD-7201GFPE1Q.....	45
	E-941DA-1K2Q.....	8	E-964-Q330Q.....	99	MC-1130-18NQ.....	135	SD-7201RCPE1Q.....	46
	E-941DA-600PQ.....	9	E-964-Q660Q.....	99	MC-1130-25FQ.....	135	SD-7202GC-PEQ.....	45
	E-941DA-600Q.....	9	E-964-S50TB.....	104	MC-1130-35FQ.....	135	SD-7202GC-PTQ.....	45
	E-941DB-1K2P.....	11	E-9660-8B25.....	105	MC-1130-50FQ.....	135	SD-7204SGEX1Q.....	47
	E-941DB-600PQ.....	11	E-9680-10B25.....	105	MVA-HT01Q.....	133	SD-72051-V0.....	52
	E-941S-1K2/AP.....	6, 10, 11, 14, 16	EAP-1D1Q.....	27	MVD-AH12-01Q.....	132	SD-72051-V0.....	52
	E-941S-1K2/F43Q.....	6, 10, 11, 14	EAP-3D1Q.....	27	MVD-AH14-01Q.....	132	SD-7213-GSP.....	46
	E-941S-1K2/F53Q.....	6, 10, 11, 14	EAP-3D4.....	27	MVD-AH18-01Q.....	132	SD-7213-RSP.....	46
	E-941S-1K2/HP.....	6, 14	EAP-3D5Q.....	27	MVE-AH1E1-01NQ.....	129	SD-7217-GSBQ.....	46
			EAP-5D1MQ.....	28	MVE-AH1E1-01UQ.....	131	SD-7217GMQ.....	45

# Model Number Index

SD-72281-6MQ.....	52	SD-997C-GCQ.....	26	SK-939T3-GNUQ.....	95	SM-4601-L3Q.....	125
SD-7257-SSTQ.....	46	SD-997SMB-AQ.....	25	SK-939T4-GNUQ.....	95	SM-4601-LQ.....	125
SD-7275SGEX1Q.....	47	SD-997UB-AQ.....	25	SK-93ERSD.....	92, 93	SM-8201-LWQ.....	125
SD-7623-GSTQ.....	46	SD-998C-BD3A.....	24, 42	SK-990AQ.....	20	SM-831.....	125
SD-7983-SSHQ.....	50	SD-998C-D3AQ.....	24, 42	SK-990BQ.....	20	SM-851.....	125
SD-8202GT-PEQ.....	51, 96	SD-998C-D3Q.....	24, 42	SK-9HBC.....	96	SR-1212-C7ALQ.....	119
SD-862T-GWSQ.....	51, 96	SD-998SMB.....	24	SK-B111-PQ.....	31	SR-2112-C7AQ/10.....	119
SD-9163-KS1Q.....	49	SD-C101-SBAQ.....	44	SK-B141-PQ.....	30	SR-2206-C5AQ.....	119
SD-9163-KS2Q.....	49	SD-C101-SGQ.....	44	SK-B241-PQ.....	30	SR-2212-C5AQ.....	119
SD-9163-KSQ.....	49	SD-C121-S1.....	44	SK-B941-PQ.....	30, 32	SS-032Q/RD.....	116
SD-9163-KSVQ.....	49	SD-C131-SQ.....	44	SL-126-A24Q.....	108	SS-040Q/W.....	116
SD-9263-KS1Q.....	49	SD-H412.....	43	SL-126LQ/WD.....	110	SS-072Q.....	116
SD-9263-KS2Q.....	49	SD-R400-BQ.....	51	SL-126LQ/x.....	108	SS-073Q.....	116
SD-9263-KSQ.....	49	SH-504Q.....	115	SL-126Q.....	108	SS-074Q/BG.....	116
SD-9263-KSVQ.....	49	SH-506Q.....	115	SL-1301-BAQ.....	109	SS-075C-PEQ.....	116
SD-927PKC-NEQ.....	48	SH-525SQ.....	115	SL-1301-EAQ.....	109	SS-075CQ.....	116
SD-927PKC-NEVQ.....	48	SH-532BQ.....	115	SL-1301-SAQ.....	109	SS-075Q.....	116
SD-927PKC-NFQ.....	48	SH-816S-BMQ.....	112, 113	SL-1311-MA/B.....	113	SS-076Q/SW.....	116
SD-927PKC-NFVQ.....	48	SH-816S-BQ.....	112	SL-1312-SA/B.....	113	SS-077Q.....	116
SD-927PKC-NSQ.....	48	SH-816S-SM/Q/X.....	112, 113	SL-1312-SA/R.....	113	SS-078-KEYQ.....	116
SD-927PKC-NSVQ.....	48	SH-816S-SQ/X.....	112	SL-1901-DAQ.....	108, 110	SS-078Q.....	116
SD-927PWCQ.....	48	SH-905SQ.....	115	SL-1901-JAQ.....	108, 110	SS-090.....	53
SD-9463-KSVQ.....	49	SK-1011-SDQ.....	33	SL-3301-BAQ.....	110	SS-090-1H0.....	53
SD-961A-36.....	40	SK-1123-FDQ.....	34	SM-200Q/BR.....	121	SS-090KN.....	53
SD-961A-36SLQ.....	40	SK-1123-SDQ.....	37	SM-200Q/W.....	121	SS-095.....	53
SD-961B-36GQ.....	41	SK-1123-SPQ.....	37	SM-204MQ/BR.....	122	SS-199Q.....	53
SD-961B-36GSQ.....	41	SK-1131-SPQ.....	33	SM-204MQ/W.....	122	SS-202Q.....	116
SD-962AR-36A.....	42	SK-1322-SPQ.....	35	SM-204Q/BR.....	122	SS-299Q.....	53
SD-962AR-36G.....	42	SK-1323-SDQ.....	35	SM-204Q/W.....	122	SSW-113H.....	106
SD-962BR-36A.....	42	SK-1323-SPQ.....	35	SM-205Q/BR.....	122	ST-1228-T350Q.....	117
SD-962BR-36G.....	42	SK-1612-SDQ.....	38	SM-205Q/W.....	122	ST-1206-1.5AQ.....	118
SD-962H-8LAQ.....	41	SK-2323-SDQ.....	36	SM-206Q/BR.....	123	ST-2406-10AQ.....	118
SD-962HL-4A.....	42	SK-2323-SPQ.....	36	SM-206Q/W.....	123	ST-2406-2AQ.....	118
SD-969-A18Q.....	43	SK-2612-SDQ.....	38	SM-207-5Q/BR.....	123	ST-2406-3AEQ.....	118
SD-969-M15Q/B.....	43	SK-2612-SFSQ.....	38	SM-207-5Q/W.....	123	ST-2406-3AQ.....	118
SD-969-M15Q/S.....	43	SK-2612-SPQ.....	38	SM-207-5LQ/W.....	123	ST-2406-5AQ.....	118
SD-969-M18/S.....	16, 17	SK-3133-PPQ.....	32	SM-207Q/BR.....	123	ST-2406-7AQ.....	118
SD-969-S18Q.....	43	SK-701-C.....	34	SM-207Q/W.....	123	ST-BD01Q.....	115
SD-969-T15Q/B.....	43	SK-910RAQ.....	93	SM-216Q/BR.....	121	ST-LA108-TPQ.....	83
SD-969-T15Q/S.....	43	SK-910RAV2Q.....	93	SM-216Q/GY.....	121	ST-LA115-TPQ.....	82
SD-9773-KNEVQ.....	49	SK-910RAVQ.....	93	SM-217Q/W.....	121	ST-UV05-S2.4Q.....	117
SD-991A-D1Q.....	23	SK-910RB2-4Q.....	92	SM-226L-3Q.....	125	ST-UV12-S1.0Q.....	83, 117
SD-991RA-61Q/B.....	23	SK-910RB2Q.....	51, 92, 96	SM-226LQ.....	125	ST-UV12-S2.0Q.....	83, 117
SD-993B-SS.....	19	SK-910RB-4Q.....	92	SM-226R-3Q.....	125	ST-UV12-S5.0Q.....	83, 117
SD-993S-SB.....	19	SK-910RBQ.....	51, 92, 96	SM-226RQ.....	125	ST-UV16-W100Q.....	117
SD-993S-UB.....	19	SK-910RD3.....	51, 93, 96	SM-300Q/W.....	121	ST-UV16-W50Q.....	117
SD-994A-A1AQ.....	20	SK-910RD3-4.....	93	SM-4003-TQ/W.....	122	ST-UV24-S2.0Q.....	117
SD-994A-A1SQ.....	20	SK-910RD4.....	51, 93, 96	SM-4004-LQ/W.....	122	ST-UV24-W50Q.....	117
SD-994C.....	22	SK-910RD4-4.....	93	SM-4004-TQ/W.....	122	ST-UVDA-W100Q.....	117
SD-994C24.....	22	SK-917T1-GBQ.....	94	SM-407-5TQ/W.....	123	ST-UVDA-W180Q.....	117
SD-995A-A1Q.....	20	SK-917T2-GNQ.....	94	SM-4102-TQ/W.....	123	VA-1102B-WYQ.....	83
SD-995A-D3Q.....	24	SK-917T3-GNQ.....	94	SM-4103-LQ/W.....	124	VC-2VAQ.....	85, 133
SD-995C.....	22	SK-917T4-GNQ.....	94	SM-4103-TQ/W.....	124	VC-3YAQ.....	85, 133
SD-995C24.....	22	SK-919T1-GBDQ.....	95	SM-4104-TQ/W.....	124	VG-1C12YQ.....	86
SD-995C-D3Q.....	23	SK-919T1-GBQ.....	94	SM-4105-LQ/B.....	124	VS-1V12YQ.....	86
SD-995C-LE25.....	20	SK-919T1-GBUQ.....	94	SM-4105-LQ/W.....	124	X-714-046-18B.....	87
SD-995C-LE50.....	20	SK-919T1-GBWQ.....	95	SM-4201-L3Q.....	125	X-930-096.....	90, 91, 94, 95, 96
SD-995JA-11Q.....	20	SK-919T2-GNQ.....	94	SM-4201-L6Q.....	125		
SD-995RE-21Q.....	20	SK-919T3-GNQ.....	94	SM-4201-LQ.....	125		
SD-9963-KSGQ.....	50	SK-919T4-GNQ.....	94	SM-4301-TQ/W.....	124		
SD-996C-NUQ.....	22	SK-919TP1H-BQ.....	96	SM-4302-LQ/W.....	124		
SD-996C-NUHQ.....	21	SK-919TP2H-NQ.....	96	SM-4303-TQ/W.....	124		
SD-996C-NUVQ.....	21	SK-919TP4H-NQ.....	96	SM-431-TQ/B.....	122		
SD-997A-GBQ.....	25	SK-91ERSD.....	92, 93	SM-431-TQ/W.....	122		
SD-997B-1SQ.....	26	SK-939T1-GBUQ.....	95	SM-433-TQ/B.....	121		
SD-997B-GBQ.....	25	SK-939T2-GNUQ.....	95	SM-433-TQ/W.....	121		

## Quality You Can Count On!

Anyone can talk about quality. But can they make sure the products you source offer consistent quality, order after order? SECO-LARM's quality control management system is compliant with all the requirements of ISO 9001, the accepted measure of quality worldwide.

ISO 9001 is not another quality control theory. SECO-LARM's entire manufacturing process was probed in great detail by an independent quality system certification body, and was found compliant with internationally accepted quality standards.

A quality management system certified as ISO 9001 compliant ensures that SECO-LARM can deliver products that meet your quality requirements time and time again.

ISO 9001. World-class quality management from a world-class security manufacturer.





**SECO-LARM U.S.A., Inc**  
 16842 Millikan Avenue  
 Irvine, CA 92606

Phone: (800) 662-0800 (949) 261-2999  
 Fax: (949) 261-7326  
 Email: sales@seco-larm.com

## 2024 FULL CATALOG

Wireless • Access • Sensors • Security • CCTV • Audio/Video • Vehicle



Manufacturers of reliable security systems and accessories since 1971.



www.seco-larm.com



CEDIA  
MEMBER



CEA  
Consumer Electronics Association



American Fence  
Association



SECO-LARM's Security Systems and Accessories are protected by the following patents

U.S. pat. nos. 11246035, 9309702, 9115516, 8120656, 7800644, 7699657, 7164357, 7075410, 6903675, 6188941, 6121891, 6109110, 5760680, 5751072, 5739749, 5648754, 5483225, 5473305, 5298879, 5216407, 5084697, 4980666, 4975678, 4926160, 4835518, 4810998, 4761631, 4706064, 4700332, 4679033, 4550229, 4546629, 4543568, 4507945, D508605, D485774, D479708, D350494, D319196, D314791

Taiwan pat. nos. 158210, 148039, 133076, 118811, 116977, 105843, 100701, 94510, 89463, 86123, 84396, 76872, 75669, 66042, 61565, 59176, 56767, 52421, 50612, 46459, 43239, 42946, 40938, 40244, 39225, 37977, 37422, 35025, 33687, 33261, 33201, 32844, 32435, 32409, 31633, 30905, 30897, 30432, 30060, 28883, 28112, 26690, 24477, 23474, 22073, 21111, 20786, 20380, 19593, 18971, 17724, 16672, 16021, 15469, 14658, 12398, 11699, 9191, 3724, D164774, D111296, M589871, M475499, M335856, M328028, M319465, M319303, M257006, I699990

U.K. pat. nos. 2279792, 2271009, 2215895, 2179482, 2177797, 2177529, 2141480, 2036522, 1041888

German pat. nos. 29600370.0, G9212809.2, G9203004.1, G9203003.3

Hungary pat. no. 85927 Sweden pat. no. 9202706.9 Japan pat. no. 1882619 Korea pat. nos. 35097, 32332

China pat. nos. ZL202010264071.8, ZL201910439768.1, ZL201430057105.1, ZL200720126532.5, ZL2006200113040.8, ZL97312768.6, ZL96249150.0, ZL95201587.0, ZL94300564.7, ZL03311103.0, ZL02305808.0

Other international patents are pending

Copyright © 2024 SECO-LARM U.S.A., Inc. All rights reserved.

Trademarks are the property of SECO-LARM U.S.A., Inc. or their respective owners.

The SECO-LARM policy is one of continual development. For that reason, SECO-LARM reserves the right to change prices and specifications without notice. SECO-LARM is not responsible for misprints.



2024-M3B-SLI

Order Part# AD-CAT-EMFE

2024\_SLI\_FullCate\_240318.indd