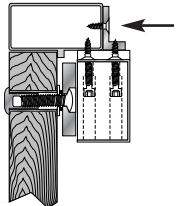

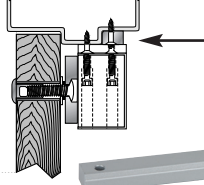

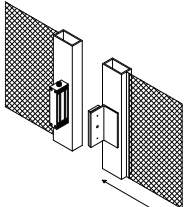


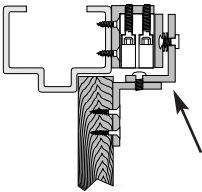
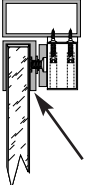






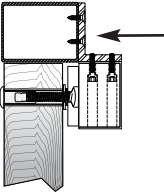

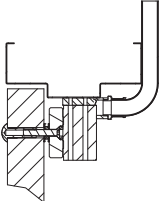





In or Out...we make it Easy!®

- Flexible installation solutions • Unique armature options • Enhanced security options
- Quick installation accessories for experienced installers • Flexible adjustment options

 <p>ANGLE BRACKET</p> 	<p>FILLER BAR</p>  
 <p>POST BRACKET</p>  <p><i>(8380 Only)</i></p>	<p>TOP JAMB "Z" BRACKET</p>  
 <p>GLASS DOOR BRACKET</p> 	<p>ARMATURE HOLDER</p>  <p><i>(Plate not included)</i></p>
<p>SPLIT ARMATURE PLATE</p> 	<p>DSS RETROFIT KIT</p> 
<p>3/8" ARMATURE PLATE (19.1mm)</p> 	<p>SPACER</p> 
 <p>"L" BRACKET</p> 	<p>BUILDING CODE SIGNS</p> <div style="display: flex; justify-content: space-around;"> <div style="border: 1px solid black; padding: 5px; text-align: center;"> <p>EMERGENCY EXIT UNLOCKED BY FIRE ALARM</p> </div> <div style="border: 1px solid black; padding: 5px; text-align: center;"> <p>PUSH UNTIL ALARM SOUNDS. DOOR CAN BE OPENED WITHIN 15 SECONDS.</p> </div> </div>
<p>CONDUIT MOUNTING BRACKET</p>  	



In or Out...we make it Easy!®

Option	Description	Series	Model
ANGLE BRACKET	Required for narrow headjamb or center-hung single-acting doors, when inadequate space is left for mounting. Ideal for narrow aluminum frames. Specify finish.*	AB	DE8310/EW8310/8310/ 8320/8371/8372 (8330/8340 Available by request)
FILLER BAR	Required when frame stop is narrower than 2" (50.8mm). Specify finish.*	FB	DE8310/EW8310/ 8310/8320/8371/8372
POST BRACKET	Used to mount armature plate to sliding gate. 3-1/2"H x 2-1/2"W x 8-7/8"L (88.9 x 63.5 x 225.4mm)	PB	8380
TOP JAMB "Z" BRACKET	Required for inswinging doors. Magnet mounts on vertical face of head frame and bracket mounts to door face. Bracket allows horizontal adjustment of armature plate. Mounted on pull side of door. Specify finish.*	TJ	8310/8320/8371 8372/8375/8380
GLASS DOOR BRACKET	Required for glass doors without mounting rails. Comes complete with rubber shim to protect glass. Specify 1/2" or 3/4" for glass thickness. (12.7mm or 19.1mm)	GB	8310/8320/8330 8340/8371/8372 8375
ARMATURE PLATE HOLDER	The armature plate holder is used when the door cannot accommodate armature according to the standard mounting hardware procedures. The holder mounts on the face of the door and the armature plate is fastened to holder. Available for standard armature and DSS armatures.	AH	8310/8320/8330/ 8340/8371/8372/ 8375
SPLIT ARMATURE PLATE	Allows use of 8310 single magnet with pair of doors or 8375 with pair of cabinet doors cannot be used with sensor options.	SA	8310/8375
DSS RETROFIT KIT	If a door status sensor is desired after magnet has been installed, it can easily be added on site. Includes a reed switch and a corrosion-free ceramic magnet embedded in the armature plate for tamper resistance. Specify 3/8" or 5/8". (9.5mm or 15.9mm)	DSR	8310/8320/ 8330/8340
3/8" ARMATURE PLATE	3/8" (9.5mm) armature plates are available for frames that cannot accommodate the standard 5/8" (15.9mm) plate. Also available in DSS version.	AP	8310/8320 8330/8340
SPACERS	Mounting plate spacers are used to lower the magnet in order to align correctly with armature plate. Specify finish.*	SP	DE8310/EW8310/8310/ 8320/8371/8370 (8330/8340/8375 Available by request)
"L" BRACKET	Required when there is no space left on the header to mount the magnetic lock. Magnet mounts on bracket and bracket mounts on vertical face of head frame. Specify finish.*	LB	DE8310/EW8310/8310/ 8320
BUILDING CODE SIGNS	Two code-related signs are offered. "PUSH UNTIL ALARM SOUNDS. DOOR CAN BE OPENED WITHIN 15 SECONDS" "EMERGENCY EXIT UNLOCKED BY FIRE ALARM" Required by code on all openings where magnetic locks are used.	BC	All models
SPECIAL LENGTH ARMATURE BOLTS	Armature bolts for door thicknesses from 1-3/4" to 2-1/4" (55mm) Armature bolts for door thicknesses from 2-1/4" to 2-3/4" (70mm) Armature bolts for door thicknesses from 2-1/2" to 3" (80mm)	ARMB	8310/8320/8330/ 8340
SPECIAL LENGTH ROLL PINS	Special length roll pins may be required when the initial magnet installation is too far from the armature plate. (Specify length.) Special Order		All models
CONDUIT MOUNTING BRACKET	Used anywhere surface mounted conduit is required to run wires to the face of the magnetic lock.		8310

*Available in 28 (Brushed Anodized Aluminum) or 40 (Brushed Anodized Dark Bronze).

NOTE: Specifications and availability of products are subject to change without notice.