

InSync[®] L Lock Usage Instructions

Unit Configuration

Unlocking your door from the outside

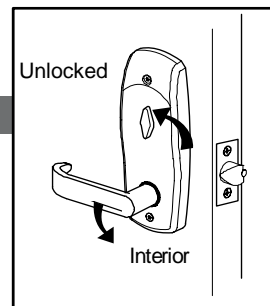

1. Fully insert your RFID key into the lock port.
2. Wait until the GREEN light flashes once.
3. Rotate the lever downward to retract the latch bolt to open the door.



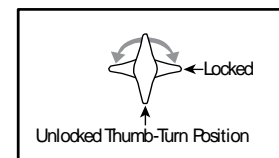
Locking and unlocking the door from the inside

To lock the door from the inside, rotate the thumb turn to the horizontal position.

To unlock the door from the inside, rotate the lever downward or return the thumb turn to the vertical position.



Interior Views



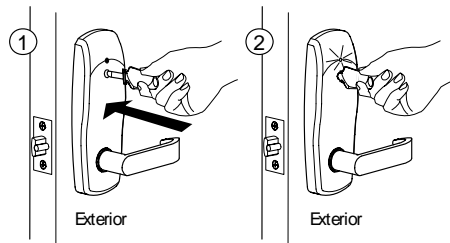
Notes:

- If the lever is used when the door is locked, the thumb turn will always return to the vertical position and the door will remain unlocked. To lock the door from the outside, insert the key and wait for the RED light to flash once.
- If the door is locked from the inside and entry is made from the outside, the thumb turn will remain in the horizontal position and the door will re-lock in approximately five seconds.

All information contained herein, including but not limited to product pricing and other intellectual property, is confidential and intended for the sole use of the addressee(s) so named. Any misuse of this confidential information contained herein may result in legal action by Computerized Security Systems dba SAFLOK and its parent company.

Locking your door from the outside

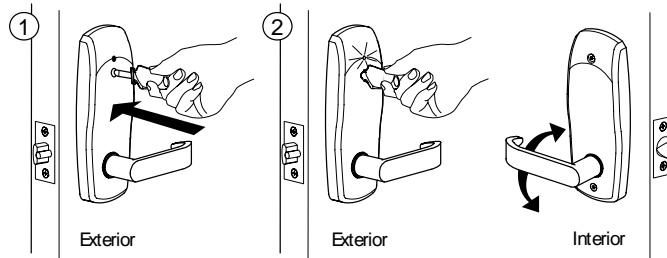
1. Pull the door shut and insert the key into the lock port.
2. Wait until the RED light flashes once.



Suite Configuration

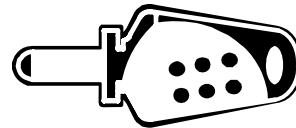
InSync L locks for suite configuration have no thumb turn. Suite locks cannot be left unlocked.

1. Fully insert your RFID key into the lock port.
2. Wait until the GREEN light flashes once.
3. Rotate the lever downward to retract the latch bolt and the dead bolt to open the door.



Frequently Asked Questions

- 1. How does my new InSync L lock work?**
Your InSync L lock communicates unique and encrypted access codes to the lock via radio frequency (RF) signals.
- 2. What do I need to operate my lock?**
To operate your lock, you will need an RFID key.
- 3. What kind of information is contained in my RFID key that enables it to operate the lock?**
The barrel of each RFID key is encoded with a unique, encrypted access code.
- 4. What does it mean if the GREEN light flashes once and this is followed by six RED flashes?**
This sequence signals that the battery is low. Please report this to management to avoid a potential lockout.



Note: Please report any other light signals to management to avoid a potential lockout.



A Member of the Kaba Group

For worldwide office locations and contact information, visit us at

www.saflok.com

USA·Canada

Phone: **877.272.3565**

Europe · Middle East · Africa

Phone: **33.1.30.13.04.04**

Asia

Phone: **86.10.5861.3561**

Manufactured under one or more of the following patents:

U.S.: 4,177,657; 4,411,144; 4,534,194; 4,890,870; 5,198,643;
5,477,041; 5,820,177; 5,986,564; 7,051,561; D494,841; D501,131
D512,899; D519,021; D531,629; D533,009; D533,047; D533,762;
D533,763; D535,629 CANADA: 1,252,854; 1,298,902
U.K. 2,010,375
Other U.S. and foreign patents pending

SAFLOK reserves the right to modify the characteristics and features of all products in this publication.
©2008 SAFLOK, all rights reserved.