



PRICE LIST 25

EFFECTIVE JANUARY 20, 2025



FIERCELY INDEPENDENT, SINCE 1949



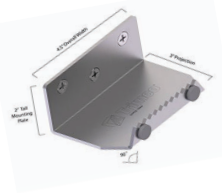
We make a difference by innovating, designing, and manufacturing products that make our world safer, healthier, more accessible, and fashionable.





Hands-Free Solutions

Ultimate Foot Pull



- UFP - Ultimate Foot Pull
- Multiple Finishes Available
- For Pricing Info see Page 4

Ultimate Pulls



- Utilizes 1135 Ultimate Grip
- Available in Standard & Heavy-Duty
- For Pricing Info see Page 35

1562 Hospital Latch



- Multiple Functions
- Available in Tubular & Mortise
- For Pricing Info see Page 48



- Utilizes 1135 Ultimate Grip
- Multiple Plate Sizes & Finishes Available
- For Pricing Info see Page 52

Ultimate Countertops



- UCT1 Configurable Desk Pads
- Available in Standard & Heavy-Duty
- For Pricing Info see Page 5



- UCT2 Custom Countertop
- Available in Standard & Heavy-Duty
- Fully Customized fit



- 1135 Ultimate Grips
- Can be Mounted Up or Down
- For Pricing Info see Page 40

AP330 Series



- AP330 Series
- Adjustable Standoffs
- Patented
- For Pricing Info see Page 10

Slide Lock



- Ultimate Slide Lock
- EZ Retrofit for Standard Door Prep
- Ultimate Durability
- Patented
- For Pricing Info see Page 1

HOW TO USE THIS PRICE LIST

1. Printed versions of this price list are for reference only. Please visit www.trimcohardware.com for the most recent revision.
2. Pricing is as indicated for standard finishes. 605, 613, 613E, 622, 316P, 316S, 625, 626, 628, 629, and 630. Additional finishes are available as shown below. If a price is not shown for a particular finish, it may be available at the special price or by special quotation if quantities warrant. Minimum quantities may apply.
3. As a matter of convenience, those items commonly stocked are marked with a box surrounding the price. We will attempt to have the boxed items in-stock.
4. Items formerly offered, but not in this price list may be available by special order and quotation only, provided basic materials & tooling are available.
5. When ordering, please use numbers and finishes as indicated in price list. It will expedite the entering of your order, and reduce the chance of error due to incorrect interpretation.
6. Some products are marked with the following logos:



Products with a UL listing.



Products that meet ADA requirements.



Products that can be manufactured with Healthy Hardware bactericidal copper alloys.

AVAILABLE FINISHES

<u>U.S. Govt.</u>	<u>BHMA</u>	<u>Description</u>
	316P	316 Bright Stainless Steel
	316S	316 Satin Stainless Steel
	600	Prime Coat - Grey
	600W	Prime Coat - White
US3	605	Polished Brass, clear coated
US3NL*	499	Polished Brass, no lacquer
US4	606	Satin Brass, dull, clear coated
US5*	609	Satin Brass, blackened, relieved, clear coated
US7*	610	Satin Brass, blackened, bright relieved, clear coated
US9*	611	Polished Bronze, clear coated
US10*	612	Satin Bronze, clear coated
US10B	613	Dark Oxidized Satin Bronze, Oil Rubbed
US10BE	613E	Dark Oxidized Satin Bronze (Equivalent)
US11*	616	Satin Bronze, blackened, satin relieved, clear coated
US15*	619	Satin Nickel Plated, clear coated
US15A*	620	Satin Nickel, blackened, relieved, clear coated
US19*	622	Matte Black
US26	625	Bright Chrome plated over nickel
US26D	626	Satin Chrome plated over nickel
US28	628	Satin Aluminum, clear anodized
US32	629	Bright Stainless Steel
US32D	630	Satin Stainless Steel
	630TG	Trimguard Antimicrobial Coating
	313	Dark Bronze anodized Aluminum
	335	Black anodized Aluminum
	710CU	Healthy Hardware - Steralloy (Silver Color)
	RPC	Red Powder Coat

613/US10B, 499/US3NL & 710CU are true "living" finishes and will patina over time. Due to the natural and expected changes, these finishes are not warranted.



Finishes with asterisks (*) are considered "Special" and are available upon request at the following prices (minimum will apply):

10 or more pieces: pricing in "Special Finishes" column

Less than 10 pieces: pricing at 2x "Special Finishes" column

Some finishes are available on limited products. \$1000 minimum NET or \$500.00 Minimum NET set-up charge.

Lifetime finishes are available by quotation.

The lacquer finish on any brass or bronze product is not guaranteed. We suggest that these products be ordered without lacquer but be polished and waxed.

ORDER ACCEPTANCE CONDITIONS

Freight Policy:

- Full freight is allowed on orders of \$1,749 or more, NET billing within continental U.S.. **Canada**- \$3,000 or more. Other freight arrangements are available. TRIMCO retains the right to select the carrier. **Hawaii** - Trimco pays freight on all orders of \$2,500 or more. This includes ocean and delivery charges. Orders less than \$2,500, customer pays all freight charges. **Mexico**- Trimco pays freight on all orders of \$1,749 or more (up to the U.S. border), customer pays balance from there on. **Puerto Rico**- Trimco pays ground, ocean and island delivery on all orders of \$3,500 or more. Orders of \$1,749 to \$3,499, Trimco pays ground continental U.S. only & customer pays ocean & island delivery charges. Less than \$1,749 customer pays all freight charges. **Others (Europe, Saudi Arabia, Japan, England, India, China Egypt, Etc.) Customer pays ALL freight Charges.**
- Oversized items must be shipped LTL. Minimum freight.

Terms:

- Terms are 1% 10, NET 30 days. Interest at the rate of 1.5% per month charged on overdue accounts.

Minimum:

- The minimum charge is \$100.00 NET per invoice. The minimum online order is \$50.00 NET per invoice. Orders less than the stated minimum will have a \$20.00 NET processing fee added.
- Minimum order quantity for custom products including Mastercraft Bronze is 10 pieces.

Packing, Handling & Invoicing:

- All shipment and delivery dates on acknowledgements are estimates only. We will not be liable for air freight or other charges if goods are not shipped on estimated date.
- For the service of itemizing and marking items by door number, 5% of NET invoice will be added to the total cost.

Returns:

- Returned goods will not be accepted unless the amount is over \$100.00 NET and is authorized in writing by TRIMCO. All returned goods are subject to a minimum 40% charge for restocking and/or refinishing. Special or custom-made products including units that are modified from standard units cannot be returned for credit. Exceptions to this policy will not be granted. Customer covers freight.

Discrepancies:

- Quantity and pricing discrepancies; Trimco must be notified of quantity or pricing discrepancies within 30 days of invoice date.

Cancellations:

- While we will attempt to comply with customer's telephone or written change orders and/or cancellations, we cannot guarantee that the change can be accomplished before shipment. Appropriate handling charges on returns will be assessed if the order has been shipped before processing a change order request. Special or custom orders may not be cancelled after a 3 working days period following date of acknowledgement. A cancellation charge of up to the price of the product will be made on any special or custom-made items cancelled after such 3-day period.

Restocking Fees:

- a. 40% for standard items
- b. 50 to 75% for fOCAL Pulls (in some cases not returnable - check with CSR)
- c. 50 to 75% for all Engineered Products:
 - Automatic and Semi-automatic Flushbolts, coordinators, Hospital latches & 3900 Double bolts.
- d. Not returnable
 - AP Series Architectural Pulls, Push bars, Push/pull bar sets, 612, 613 & special finishes, and custom products.

Pricing Misc:

- Items are priced individually unless otherwise indicated.
- Invoiced price will be that which is in effect at time the order is received by TRIMCO, unless covered by a valid quotation.
- All prices are subject to change or withdrawal without notice.
- Special finishes listed on the previous page, are available and priced in the price list. Special finishes not listed are available by quote only. Minimum quantities may apply.
- No Credit will be allowed beyond 90 days after invoice date.
- We will not accept after purchase labor charges.
- We reserve the right to make product changes without notice.
- Special bends on kick, mop or armor plates, by quotation only:
 - Type WA-A, WA-C, WA-B, WA-D, WA-E.

Send Orders to csr@trimcohardware.com

WARRANTY DISCLAIMER; EXCLUSIVE REMEDY

TRIMCO (the "Company") WARRANTS THAT OUR PRODUCTS ARE GENERALLY FIT FOR THE PURPOSE FOR WHICH THEY WERE DESIGNED. PROPERLY SELECTED, PROPERLY INSTALLED AND NOT ABUSED IN USE, THEY WILL SERVE THE PURPOSE FOR WHICH THEY WERE INTENDED. WE DO NOT WARRANT THE MERCHANTABILITY OF OUR PRODUCTS, nor do we offer any other warranty of any kind, expressed or implied, and the customer may not extend any warranty on our behalf to anyone. Any such unauthorized extensions shall be the customer's responsibility. By purchasing products from Trimco you are agreeing to be bound by the terms of this limited warranty. Subject to the limitations of liability are set forth below, Trimco provides a limited warranty to the original purchaser for its products as further described herein.

Category	Warranty Period <i>(from the date of shipment)</i>
Push & Pulls Plates, Pulls, Push Bars, Architectural Pulls, Flush Pulls, Cabinet Pulls, Edge Guards, Protection Plates, Anti-Vandal Pulls, Foot Pulls, Signage	Limited Lifetime*
Door, Wall, Floor Stops & Holders	Limited Lifetime*
Coordinators, Auto/Semi-Auto Flush Bolts, Hospital Latches, Pocket Door Locks, Barn Door locks, Urban, Mortise Lock Trims, Drop-Ring Flush Pulls, Slide Lock	1-Year*
Identity Hardware	1-Year*
Lockdown Hardware	1-Year*
Door Accessories Including Viewers, Knockers, Door Guards	Limited Lifetime*

*See Page iii For Finish Warranty

Trimco warrants only to Customer that the products will be free from defects in material and workmanship for the period stated below from the date of shipment of products. The warranty does not cover, and Trimco will not be liable for: (i) products used for purposes not designed or intended; (ii) products which have been used in violation of written instructions provided by Company to Customer; (iii) products which have been subject to improper temperature, humidity, or other environmental conditions; (iv) products that are defected or damaged from improper installation; (v) products repaired or altered without Company's prior written consent; (vi) products that lack of proper maintenance; (vii) products that lack of or improper inspection or testing; (viii) acts of God; (ix) products that have been improperly stored; (x) ordinary wear and tear; (xi) misuse, abuse, accidents or negligence of products; (xii) products that have been serviced without Company authorization; (xiii) shipping and handling; (xiv) products used with unauthorized products or parts; (xv) improper product selection or specification.

In no event shall the Company be liable to the customer in warranty, contract, strict liability or otherwise for any damages alleged to be caused by one or more of our products, beyond the cost to the customer of the subject product or products, refund of the purchase price being the customer's sole and exclusive remedy against us upon proof of any alleged claim. Incidental and consequential damages, including labor costs relating to installation or removal, shall not be our liability, and customer shall not have remedy against us for such damages, this sole and exclusive remedy for a proven claim having been stated above. Unless noted, all materials and finishes meet ANSI/BHMA standards at time of shipment. We do not warrant finishes exposed to hostile environments.

Customer is responsible for determining the suitability of our products for customer's use or resale, or for incorporating them into objects, or for applications which customer designs, assembles, constructs or manufactures. Customer acknowledges that its obligations to pay Trimco all sums properly invoiced to Customer by Trimco for the products are absolute and unconditional. Customer shall make all payments to Trimco when due hereunder and shall not withhold, delay or condition payment for any reason whatsoever. Customer shall not set-off any amounts due Trimco against any amounts already due from Trimco to Customer and expressly waives any right or claim of set-off.

If a defect is of such nature that reasonable inspection within the time provided herein would not disclose it, then notice of the claimed defect shall be made in writing and delivered to Trimco within ten (10) days after Customer knew or should have known of the defect (but in no event later than the expiration of the Warranty Period); provided, however, that (notwithstanding any provisions hereof to the contrary) Trimco shall not be liable for claimed defects in Products once such Products have been incorporated into a structure. At Trimco's request, Customer will send any allegedly non-conforming Products to Trimco.

Because of variations in atmospheric and climatic conditions, Trimco does not warrant that its products will maintain a "like new" appearance for any length of time, so this warranty does not extend to the appearance of Trimco products.

SPECIAL PRICE INFORMATION

Part	Description	List Price
ADH	Adhesive Application - Push Plate	25.20
	Adhesive Application - Kick Plate	47.75
	Adhesive Application - Armor Plate	102.40
	Abrasive Application	157.50
HB	Beveled Edge - 4 Edges, Heavy Bevel - Kick Plate	20.50
	Beveled Edge - 4 Edges, Heavy Bevel - Armor Plate	34.15
CSK	Counter Sinking for Kick & Mop Plates, each	STANDARD
	Counter Sinking for Armor Plates, each	STANDARD
CFC	Cut for Cylinder (Push/Pull Plates only)	15.15
CUT-LOUVRE	Cut for Louvre in Kick/Armor Plates	346.50
CUT-MORTISE	Cut for Mortise Lock in Armor/Stretcher Plate	94.50
CUT-ROSETTE	Cut for Rosette in Armor/Stretcher Plate	75.60
CYLT	Cut for T-Turn (Push/Pull Plates only)	15.15
EXP-SHIELD	Expansion Shield (Each)	6.30
EXT-FAST	Corrosion Resistant Fasteners for External Use	12.60
FLUSH MOUNT	Attach Pull to Plate with Threaded Insert	25.20
FR	Full Round (Push/Pull Plates only)	52.95
HO	Hold Open Feature for 1260's	50.40
PREP-COORD	Prep Coordinator for Exit Device	94.50
PREP-SURFMOUNT	Prep for Surface Mounting	75.60
RC	Round Corners - Push/Pull Plates	37.80
RC-KP	Round Corners - Kick Plates	47.80
RC-AP	Round Corners - Armor Plates	47.80
ROD-3917	Special Length up to 42" long (Specify)	31.50
SECURITY-SCREW	Spanner, Tek, and Torx Head Screws Each	6.85
SEX-BOLT-1420	Sex Bolt 1/4-20 x 1-1/2", each	11.05
SEX-BOLT-0832	Sex Bolt 8-32 x 1/2", each	11.05
SP-GRIPS	Adapt Plate for Pull/Grip	25.20
SP-KNURL	Knurled Application	189.00
SP-MOUNT	Special Mounting	44.10
SP-SCREW	Special Screws	31.50
UL	UL Label - Protection Plates	48.70
ULS	UL Stamp - Protection Plates	38.30

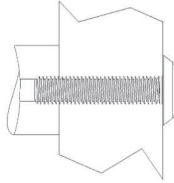
NOTE: If more than one hole in plate, call for quote.

MOUNTING METHODS AND PRICING

LIST PRICE ADDER PER LOCATION FOR NON-STANDARD MOUNTING

E - Mount

Price: Standard Mounting

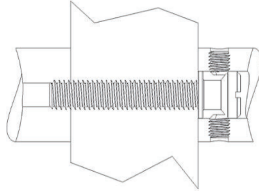


Thru-bolt & Finish Washer

3/4" Dia. or Less: 1/4-20 Thread
 1" Dia. or More: 5/16-18 Thread
 Right Hand Thread (RHT) Standard
 Left Hand Thread (LHT) Add: \$16.00/Loc.
 3/18-16 Add: \$16.00/Location

G - Mount*

Price: \$13.65/Location

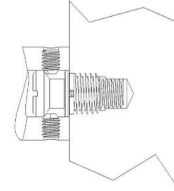


Back-to-Back

Threaded Shoulder Bolt & Set Screws (x2)
 3/4" Dia. or Less: 1/4-20 Thread
 1" Dia. or More: 5/16-18 Thread
 Special Shoulder Bolts Add: \$25.00/Location

J - Mount

Price: \$13.65/Location

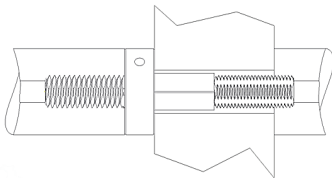


Concealed Mounting

(Shown with Bushing)
 Threaded Shoulder Bolt & Set Screws (x2)
 3/4" Dia. or Less: 1/4-20 Thread
 1" Dia. or More: 5/16-18 Thread
 Specify Riv-Nut or Bushing if required.
 Special Shoulder Bolts Add: \$25.00/Location

L - Mount*

Price: \$49.35/Location

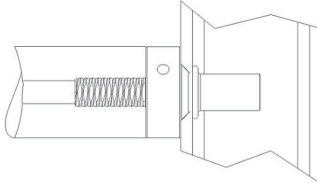


Back-to-Back Concealed Mounting

Spanner Turning Washer & Stud
 For Round Bases
 Specify Metal, Wood or Glass Doors.

M - Mount

Price: \$49.35/Location

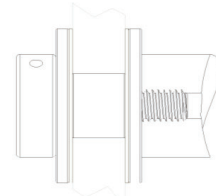


Concealed Mounting

(Shown with Riv Nut)
 Spanner Turning Washer - Single Mount
 For Round Bases
 Specify Metal or Wood Doors.

N - Mount

Price: \$31.50/Location

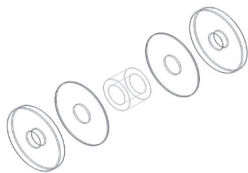


Thru-bolt with Flow-thru Button

Single Mount for Round Bases
 Right Hand Thread (RHT) Standard
 Left Hand Thread (LHT) Add: \$30.00/Loc.
 Specify Metal, Wood or Glass Doors.

W - Mount

Price: \$13.65/Location



Glass Door Kit

Includes clear spacer, (2) back plates &
 (2) felt washers
 Specify glass thickness & hole diameter
 Requires mounting kit (i.e. N-Mount)

Riv-Nut

Price: \$9.45/Each

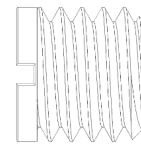


Riv-Nut

For J or M Mounting on Aluminum Doors
 R3: 1/4-20 Thread
 R4: 5/16-18 Thread
 R5: 3/8-16 Thread

Bushing

Price: \$9.45/Each



Wood Thread to Machine Thread

For J or M Mounting on Wood Doors
 B3: 1/4-20 Thread
 B4: 5/16-18 Thread
 B5: 3/8-16 Thread

*G and L Mounts are sold as Back-to-Back sets. Therefore, two pulls will be charged on each order if G or L Mounts are specified.

MOUNTING KITS

FASTENER KITS

1 KIT PER MOUNTING LOCATION

Door		Mounting Type					
Grip Dia.	Thickness	E	G	J	L	M	N
3/4"	3/8"-1/2"	E2.X	G2.X	J2.X	L31.6YY	M34.6YY	N23.6YY
3/4"	1-3/8"	E3.X	G3.X	J2.X	L32.6YY	M37.6YY	N33.6YY
3/4"	1-3/4"	E4.X	G4.X	J2.X	L32.6YY	M37.6YY	N43.6YY
3/4"	2"	E1.X	G6.X	J2.X	L32.6YY	M37.6YY	N22.6YY
3/4"	2-1/4"	E5.X	G5.X	J2.X	L33.6YY	M37.6YY	N53.6YY
3/4"	2-1/2"	E6.X	G11.X	J2.X	L33.6YY	M37.6YY	N32.6YY
3/4"	3"	E12.X	G12.X	J2.X	L34.6YY	M37.6YY	N52.6YY
1"	3/8"-1/2"	E7.X	G7.X	J7.X	L41.6YY	M47.6YY	N24.6YY
1"	1-3/8"	E8.X	G8.X	J7.X	L42.6YY	M47.6YY	N34.6YY
1"	1-3/4"	E9.X	G9.X	J7.X	L42.6YY	M47.6YY	N44.6YY
1"	2"	E11.X	G13.X	J7.X	L42.6YY	M47.6YY	N60.6YY
1"	2-1/4"	E10.X	G10.X	J7.X	L43.6YY	M47.6YY	N54.6YY
1"	2-1/2"	E13.X	G14.X	J7.X	L43.6YY	M47.6YY	N61.6YY
1"	3"	E14.X	G15.X	J7.X	L44.6YY	M47.6YY	N62.6YY
1-1/4"	3/8"-1/2"	E7.X	G7.X	J7.X	L51.6YY	M57.6YY	N25.6YY
1-1/4"	1-3/8"	E8.X	G8.X	J7.X	L52.6YY	M57.6YY	N35.6YY
1-1/4"	1-3/4"	E9.X	G9.X	J7.X	L52.6YY	M57.6YY	N45.6YY
1-1/4"	2"	E11.X	G13.X	J7.X	L52.6YY	M57.6YY	N63.6YY
1-1/4"	2-1/4"	E10.X	G10.X	J7.X	L53.6YY	M57.6YY	N55.6YY
1-1/4"	2-1/2"	E13.X	G14.X	J7.X	L53.6YY	M57.6YY	N64.6YY
1-1/4"	3"	E14.X	G15.X	J7.X	L54.6YY	M57.6YY	N65.6YY

Finishes: *E-Mount Finishes (.X)* *G & J Mounts* *For L, M & N Mounts, specify finish (.6YY)*
 .1 > 605/606 .4 > 625, 626, 628, 629, 630 For example: .605
 .2 > 611/612 .5 > 613, 613E, 622, 335
 .3 > 613/613E/622
 .4 > 625, 626, 628, 629, 630

W-KITS: GLASS DOOR KITS

1 KIT PER MOUNTING LOCATION

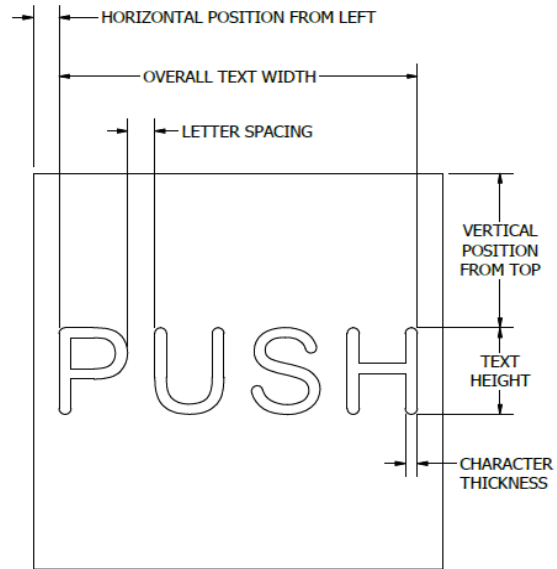
Glass		Mounting Type		
Grip Dia.	Thickness	Dia. of Hole in Glass	G & N Mounting	L Mounting
3/4"	1/2"	1/2"	W1.XXX	W21.XXX
3/4"	1/2"	5/8"	W2.XXX	W22.XXX
3/4"	1/2"	3/4"	W3.XXX	W23.XXX
3/4"	1/2"	7/8"	W4.XXX	W24.XXX
3/4"	3/8"	1/2"	W5.XXX	W25.XXX
1"	1/2"	1/2"	W6.XXX	W26.XXX
1"	1/2"	5/8"	W7.XXX	W27.XXX
1"	1/2"	3/4"	W8.XXX	W28.XXX
1"	1/2"	7/8"	W9.XXX	W29.XXX
1"	3/8"	1/2"	W10.XXX	W30.XXX
1-1/4"	1/2"	1/2"	W11.XXX	W31.XXX
1-1/4"	1/2"	5/8"	W12.XXX	W32.XXX
1-1/4"	1/2"	3/4"	W13.XXX	W33.XXX
1-1/4"	1/2"	7/8"	W14.XXX	W34.XXX
1-1/4"	3/8"	1/2"	W15.XXX	W35.XXX

.XXX- Specify Finish
 For example: 630

ENGRAVING STANDARDS

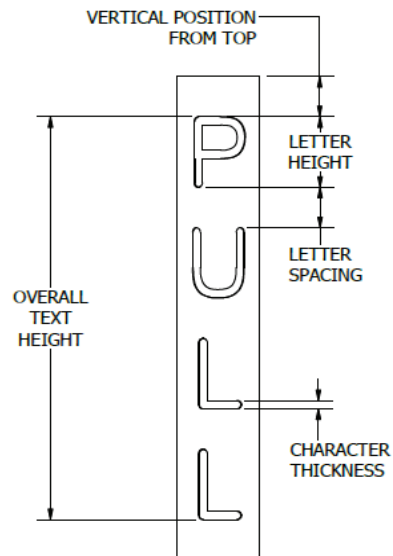
STANDARD ENGRAVING SPECS - PUSH & PULL PLATES

TRIMCO STANDARDS	
FEATURE	SPECIFICATION
TEXT HEIGHT	0.875"
OVERALL TEXT WIDTH	3.50"
INFILL	BLACK
LETTER SPACING	0.266"
HORIZONTAL POSITION	CENTERED
VERTICAL POSITION FROM TOP	2"
FONT	ARIAL
CHARACTER THICKNESS	0.12"
TEXT	"PUSH" or "PULL"
ENGRAVING DEPTH	0.020" MAX








STANDARD ENGRAVING SPECS - PULLS







TRIMCO STANDARDS	
FEATURE	SPECIFICATION
LETTER HEIGHT	0.875"
OVERALL TEXT HEIGHT	5.00"
INFILL	BLACK
LETTER SPACING	0.50"
VERTICAL POSITION FROM TOP	CENTERED
FONT	ARIAL
CHARACTER THICKNESS	0.10"
TEXT	"PUSH" or "PULL"
ENGRAVING DEPTH	0.010" MAX



PULL PLATE COMPONENT CHART

Trimco	Type	Model	Plate	CTC"	Pull Number	Pull Profile	Pull Diameter	
16	Pull Plate		15	5"	1117-1	Cast	Cast	
18	Pull Plate		17	5"	1183-1	Cast	Cast	
51	Pull Plate		50	5"	1117-1	Cast	Cast	
1010	Pull Plate	-2	1001-2	5"	1117-1	Cast	Cast	
		-3	1001-3	5"	1117-1	Cast	Cast	
1012	Pull Plate	-2	1001-2	5-1/2"	1109-1	Cast	Cast	
		-3	1001-3	5-1/2"	1109-1	Cast	Cast	
1013	Pull Plate	-2	1001-2	5-1/2"	1193-1		3/4" Ø	
		-2B	1001-2	8"	1193-2		3/4" Ø	
		-3	1001-3	5-1/2"	1193-1	3/4 Round	3/4" Ø	
		-3B	1001-3	8"	1193-2		3/4" Ø	
1014	Pull Plate	-2	1001-2	6"	1199-1		1" Ø	
		-3	1001-3	6"	1199-1		1/2 Round	1" Ø
		-3B	1001-3	8"	1199-2		1" Ø	
1015	Pull Plate	-2	1001-2	6"	1139-1		1" X 3/8"	
		-3	1001-3	6"	1139-1		1" X 3/8"	
		-3B	1001-3	8"	1139-2		1" X 3/8"	
1017	Pull Plate	-2	1001-2	6"	1194-1		3/4" Ø	
		-2B	1001-2	8"	1194-2		3/4" Ø	
		-3	1001-3	6"	1194-1		Full Round	3/4" Ø
		-3B	1001-3	8"	1194-2		3/4" Ø	
		-3C	1001-3	10"	1194-3		3/4" Ø	
1018	Pull Plate	-2	1001-2	8"	1195-1		1" Ø	
		-2B	1001-2	10"	1195-2		1" Ø	
		-3	1001-3	8"	1195-1		Full Round	1" Ø
		-3B	1001-3	10"	1195-2		1" Ø	
1035	Pull Plate	-1	1001-1	6"	1135	Cast	Cast	
		-2	1001-2	6"	1135	Cast	Cast	
		-3	1001-3	6"	1135	Cast	Cast	

PULL PLATE COMPONENT CHART

Trimco	Type	Model	Plate	CTC"	Pull Number	Pull Profile	Pull Diameter
1056	Pull Plate	-4	1041-4	8"	1139-2		1" X 3/8"
1071-2	Pull Plate	-2	1070-2	8"	58	Cast	Cast
1802	Pull Plate	-4	1807-4	6"	1139-1		1" X 3/8"
		-25	1807-25	8"	1139-2		1" X 3/8"
1804	Pull Plate	-4	1807-4	5"	1117-1	Cast	Cast
1835	Pull Plate	-2	1807-3	6"	1135	Cast	Cast
		-3	1807-4	6"	1135	Cast	Cast
1894	Push/Pull Plate	-3	1807-3	6"	1194-1		3/4" Ø
		-3B	1807-3	8"	1194-2		3/4" Ø
		-4	1807-4	6"	1194-1	Full Round	3/4" Ø
		-4B	1807-4	8"	1194-2		3/4" Ø
1895	Push/Pull Plate	-3	1807-3	8"	1195-1		1" Ø
		-3B	1807-3	10"	1195-2		1" Ø
		-4	1807-4	8"	1195-1	Full Round	1" Ø
		-4B	1807-4	10"	1195-2		1" Ø
1896	Push/Pull Plate	-4B	1807-4	10"	1195-1	 Full Round	1" Ø
1900	Pull Plate		1901	6-1/4"	1136	Cast	Cast
1729	Pull Set	Straight	1740	10"	1194-3		3/4" Ø
1731	Pull Set	Straight	1741	10"	1195-2		1" Ø
1732	Pull Set	Straight	1741	12"	1195-3		1" Ø
1737	Pull Set	Offset	1741	10"	1191-3		1" Ø
1738	Pull Set	Offset	1741	12"	1191-4	Full Round	1" Ø
1746	Pull Set	Straight	1745	18"	1195-6J		1-1/4" Ø
1746-1	Pull Set	Straight	1745	12"	1195-3J		1-1/4" Ø
1747	Pull Set	Offset	1745	18"	1191-5J		1-1/4" Ø
1747-1	Pull Set	Offset	1745	12"	1191-4J		1-1/4" Ø

INDEX BY PRODUCT

PRODUCT NAME	SERIES NUMBER	PRICE LIST PAGE
Anti-Vandal Trim - Tuf-Lok	1090	38-39
Anti-Vandal Trim for Cylindrical Locks	1090	38-39
Anti-Vandal Trim / Pulls	1090	38-39
"Adjustre" Door Stop & Holder	1283	46
Armor Plate	KA	63
Barn Door Latch	1074	37
Cane Bolt	243 / 244	31
Catch 3-Way	802 / 804	32
Closet Ball Catch	1555	48
Concealed Door Pull	1062 / 1063	35
Coordinators and Accessories	3090 / 3092 / 3093 / 3094	53-54
Crash Chain Stop	4048	58
Cremona Bolt	3928	57
Cylinder Pull	1822	52
Deadbolt Only Pull	1822-2	52
Decal Signage	771 / 773	32
Door Guards	4015 / 4016 / 4017	58
Door Knocker	620 / 621 / 625	32
Door Pull - Architectural Pulls		6-28
Door Pull - Varied Styles	Various	29,38,39,47
Door Pull - Classic	Various	29
Door Pull - Offset Entrance (Rd. Bar)	1191	41
Drawer Pull	553 / 562 / 571	31
Dubl-Bolt	3900	55
Dust-proof Strike	3910 / 3911	56
Edge Guards	KE	62
UHF - Ultimate Hands Free Slidelock		1
Finger Guard	K39	62
Round Flush Cup Pull / Drive Mount	1059 / 7059	35,59
Finish Kit - Flushbolts	3830	55
Flushbolt - Corner Mount	3999	57
Flush Pulls	242 / 248 / 1060 / 1061 / 1110 / 1111 / 1113 / 1115	31,35,39,40
Flush Pulls - Spindle Type	1066 / 1067 / 1068	36
Flushbolt - Manual	3913 / 3915 / 3916 / 3917	56
Flushbolt - Automatic, Semi-Automatic	3810 / 3820 / 3815L / 3825L	55
fOCAL Contemporary Architectural Hardware	Various	59-60
Frame Protector	FG8000	60
Handrail Brackets	3405 / 3406	54
Holders	Various	42,44,45
Hooks - Coat and Hat	3070 / 3071 / 3072 / 7010 / 7208	53-59
Hospital Pulls	1134 / 1135	40
Self-Illuminated "EXIT" Kick Plate	10X34.ILLUM.630	63
Kick Plates	K0	63
Ultimate Series	UCT, UFP	4,5

INDEX BY PRODUCT

PRODUCT NAME	SERIES NUMBER	PRICE LIST PAGE
Lockdown Hardware		2
Lock Guard	1082	37
Lock Astragal	5000T / 5001 / 5002 / 5022A	57
Mastercraft	Various	29
Modern Masterpieces	Various	Discontinued
Mop Plates	KM	63
Panic Guards	PG8000	60
Pipe Adapter Strike	1260P	45
Plate, Anchor	1268	45
Pocket Door Pulls	1064 / 1065 / 1069	35,36
Pull Plates - Classic	Various	37
Pull Plates - Varied Styles	Various	29,34,35,52,53
Push Plates	1001 / 1807 / 7001 / 7009	33,59
Push Plates - Classic	Various	29
Push / Pull Latches	1562 / 1563 / 1580 / 1581 / 1591	48-50
Restroom Signage	500	31-32
Risers	1211CL / 1211CH / 1257R	43,45
Roller Latches	1554 / 1559	48
Signage - Engraved	760 / 793	32
Silencers	1229A, 1229B, 1229EL	44
Sliding Door Pull	1064 / 1065 / 1069 / 1074	35-37
Stops	Various	42,43,44,45,59,60
Stretcher Plates	KS	63
Strikes	1559	48
Surface Bolts	3920 / 3921 / 3922 / 3923 / 4800	57-58
Universal Stops	1211	43
urbān	81 / 90	61
Viewers	975 / 976	33
Wall Bumper	1270 / 1275 / 1277 / 1278 / 7276 / 7278	45,46,60



@trimcohardware

www.trimcohardware.com

Refer to Website for the Most up to Date Information Including:

- **Order Forms**
- **Templates**
- **Cut Sheets**
- **New Product Announcements**

Visit:

www.trimcohardware.com



UHF210 Series Ultimate Slide Lock



TRIMCO	DESCRIPTION	630	622/613E	Cu ⁺ 710CU	
--------	-------------	-----	----------	--------------------------	--





UHF-Ultimate Hands Free

UHF111		183.00			
UHF211 Inswing		642.00	Coming Soon		
UHF212 Outswing		642.00	Coming Soon		
		<p>Note: Only Compatible With 1 3/4" Thick Doors Available With T-Strike or ASA/ANSI Strike</p>			



LDH100 SERIES - LOCKDOWN HARDWARE

LDH100 SERIES: LOCKDOWN HARDWARE

TRIMCO	DESCRIPTION	605/606	690	625	626	Red Powder Coat (RPC)	Special Finishes
PRECISION: APEX 2000 SERIES							
							
	LDH100-PHI						
LDH100-PHI	Precision - Lockdown Hardware For use with Apex 2000 Series	270.00	270.00 690 Finish	270.00	240.00	280.00	QUOTE
LDH100-PHI-48-TUBE	Kit for 48" PHI Apex 2000 Devices Includes replacement tube and cotter pin						25.00
DORMA: 9000 SERIES							
							
	LDH100-DM						
LDH100-DM	Dorma - Lockdown Hardware For use with Dorma 9000 Series Devices	270.00	270.00 690 Finish	270.00	240.00	280.00	QUOTE
LDH100-DM-48-TUBE	Kit for 48" Dorma 9000 Series Devices Includes replacement tube and cotter pin						25.00
VON DUPRIN: 98/99 AND 33/35 SERIES							
							
	LDH100-VD						
LDH100-VD	Von Duprin - Lockdown Hardware For use with 98/99 and 33/35 Devices	270.00	270.00 690 Finish	270.00	240.00	280.00	QUOTE
LDH100-VD-48TUBE	Kit for 48" VD Devices Includes replacement tube and cotter pin						25.00
LDH100-VD-97CAM	Cam Replacement Kit: Pre-1997 Devices Includes replacement cam and cotter pin						25.00
MLDHVD00013	VD replacement end cap bracket						20.00
	Note(s):	Simple one-touch mechanical lockdown for panic devices Cost-effective, aftermarket or new construction solution Does not require a key or hex-wrench to lock down doors Durable construction ADA compliant Easy installation requires no special tools or removal of hardware Works with hex or cylinder dogging devices					





9-SERIES MORTISE LOCKS HEALTHY HARDWARE®

HEALTHY HARDWARE® 9-SERIES MORTISE LOCK TRIMS



CL1 Lever w/ Return



ADA Thumbturn



Sectional						
			Complete Lock & Trims			
Function	Function #	Trims Only	w/PDQ	w/BEST	w/Schlage	w/Corbin Russwin
Half Dummy (no lock body)	01	530.25				
Full Dummy (no lock body)	02	1054.20	-	-	-	-
Passage	10	1054.20	1407.00	1611.75	1857.45	1857.45
Privacy	30	1184.40	1543.50	1746.15	1999.20	1999.20
Entry	51	1184.40	1543.50	1746.15	1999.20	1999.20
Classroom	55	1054.20	1543.50	1611.75	1857.45	1857.45
Storeroom	57	1054.20	1407.00	1611.75	1857.45	1857.45
Privacy w/ Deadbolt	60	1184.40	1543.50	1746.15	1999.20	1999.20
Classroom Security	72	1184.40	1543.50	1746.15	1999.20	1999.20

Escutcheon						
			Complete Lock & Trims			
Function	Function #	Trims Only	w/PDQ	w/BEST	w/Schlage	w/Corbin Russwin
Half Dummy (no lock body)	01	585.90	-	-	-	-
Full Dummy (no lock body)	02	1167.60	-	-	-	-
Passage	10	1167.60	1526.70	1729.35	1982.40	1982.40
Privacy	30	1297.80	1662.15	1865.85	2123.10	2123.10
Entry	51	1297.80	1662.15	1865.85	2123.10	2123.10
Classroom	55	1167.60	1526.70	1729.35	1982.40	1982.40
Storeroom	57	1167.60	1526.70	1729.35	1982.40	1982.40
Privacy w/ Deadbolt	60	1297.80	1662.15	1865.85	2123.10	2123.10
Classroom Security	72	1297.80	1662.15	1865.85	2123.10	2123.10



Ultimate Series - Foot Pulls



TRIMCO	DESCRIPTION	316S	622	Cu+ 710CU	
--------	-------------	------	-----	--------------	--




UFP-Ultimate Foot Pull

<p>UFP Ultimate Foot Pull</p>	<table> <tr> <td>70.00</td> <td>83.00</td> <td>127.00</td> </tr> </table> <p>Ask about our Special Program to save on bulk orders.</p>	70.00	83.00	127.00
70.00	83.00	127.00		



Ultimate Series - Counter Tops

UCT - Ultimate Counter Tops

<p>UCT1 Ultimate Counter Top</p>  <p><i>UCT1 Desk Pads</i></p> <p><i>UCT2 Configured</i></p>  	UCT1 LIST PRICE WITH CORK OR ADHESIVE TAPE			
	Shape	Size H x W	Standard Duty .048"	Heavy Duty .105"
	Square	18x18	407.00	877.00
		24x24	699.00	1,533.00
		30x30	1,073.00	2,375.00
	Rectangular	18x24	533.00	1,158.00
		20x34	819.00	-
		24x34	975.00	-
	Non-Standard HxW (Price Per Sq. In.)	<100 Sq. In.	1.70 / Sq. In.	3.50 / Sq. In.
		>100 Sq. In.	1.60 / Sq. In.	3.30 / Sq. In.
	UCT1 LIST PRICE - NO TAPE			
	Shape	Size H x W	Standard Duty .048"	Heavy Duty .105"
	Square	18x18	394.00	863.00
		24x24	675.00	1,509.00
		30x30	1,034.00	2,338.00
	Rectangular	18x24	514.00	1,140.00
		20x34	790.00	-
		24x34	941.00	-
	Non-Standard HxW (Price Per Sq. In.)	<100 Sq. In.	1.70 / Sq. In.	3.40 / Sq. In.
		> 100 Sq. In.	1.50 / Sq. In.	3.20 / Sq. In.
UCT2 - CONFIGURED/CUSTOM COUNTERTOPS				
Must be quoted				



NEW AP SERIES ARCHITECTURAL PULLS

AP100 SERIES: STRAIGHT BENT & MITERED PULLS



AP100 Straight Mitered Pulls



AP100 Straight Bent Pulls

PRICE ADDERS - LIST PRICE PER PULL

Mounting Types/Pull		Door Thickness		Engraving		Leather Wrapped	
E	Standard	0 • Custom	32.85	Single Pull		All Standard Colors Same Price	
G	27.30	1 • 3/8"	No Charge	U • PUSH		65.65	
J	27.30	2 • 1/2"	No Charge	V • PULL		65.65	
L	98.70	3 • 1-3/8"	No Charge	W • Customize		112.35	
M	98.70	4 • 1-3/4"	No Charge	BTB Pulls			
N	63.00	5 • 2"	No Charge	X • PUSH/Interior & PULL/Exterior		131.25	
		6 • 2-1/4"	13.15	Y • PULL/Interior & PUSH/Exterior		131.25	
		7 • 2-1/2"	13.15	Z • Customize		224.70	
		8 • 3"	13.15				

Family	CTC Size	605/606	611/612	612E	613	613E	622	625/626	628	629	316P	630	316S	Cut 710	Special Finishes
3/4" Diameter - Bent Pulls															
AP111 3/4" Diameter Straight Pulls Bent	18"	136.50	136.50	136.50	136.50	102.90	102.90	136.50	72.45	90.30	116.55	75.60	97.65	195.30	183.75
	24"	236.25	236.25	236.25	236.25	175.35	175.35	236.25	122.85	156.45	203.70	130.20	170.10	338.10	320.25
	36"	400.05	400.05	400.05	400.05	295.05	295.05	400.05	204.75	263.55	342.30	220.50	284.55	568.05	539.70
	48"	560.70	560.70	560.70	560.70	415.80	415.80	560.70	288.75	371.70	481.95	309.75	401.10	800.10	754.95
3/4" Diameter - Mitered Pulls															
AP112 3/4" Diameter Straight Pulls Mitered	8"	523.95	523.95	523.95	523.95	387.45	387.45	523.95	311.85	324.45	422.10	288.75	376.95		706.65
	10"	568.05	568.05	568.05	568.05	421.05	421.05	568.05	340.20	351.75	456.75	312.90	407.40		768.60
	12"	580.65	580.65	580.65	580.65	428.40	428.40	580.65	346.50	358.05	466.20	320.25	415.80		784.35
	18"	683.55	683.55	683.55	683.55	507.15	507.15	683.55	407.40	422.10	549.15	378.00	490.35		922.95
	24"	785.40	785.40	785.40	785.40	580.65	580.65	785.40	469.35	485.10	628.95	431.55	563.85		1,061.55
	36"	1,006.95	1,006.95	1,006.95	1,006.95	743.40	743.40	1,006.95	598.50	620.55	806.40	554.40	721.35		1,357.65
	48"	1,059.45	1,059.45	1,059.45	1,059.45	781.20	781.20	1,059.45	627.90	653.10	849.45	582.75	756.00		1,429.05
1" Diameter - Bent Pulls															
AP121 1" Diameter Straight Pulls Bent	24"	323.40	323.40	323.40	323.40	240.45	240.45	323.40	165.90	214.20	279.30	179.55	231.00	462.00	437.85
	36"	549.15	549.15	549.15	549.15	406.35	406.35	549.15	282.45	362.25	470.40	302.40	392.70	783.30	740.25
	48"	773.85	773.85	773.85	773.85	571.20	571.20	773.85	396.90	511.35	664.65	426.30	554.40	1,103.55	1,042.65
1" Diameter - Mitered Pulls															
AP122 1" Diameter Straight Pulls Mitered	8"	705.60	705.60	705.60	705.60	521.85	521.85	705.60	421.05	436.80	565.95	388.50	506.10		
	10"	764.40	764.40	764.40	764.40	564.90	564.90	764.40	454.65	471.45	613.20	421.05	547.05		
	12"	792.75	792.75	792.75	792.75	585.90	585.90	792.75	472.50	490.35	637.35	437.85	568.05		
	18"	879.90	879.90	879.90	879.90	649.95	649.95	879.90	525.00	543.90	706.65	485.10	628.95		
	24"	964.95	964.95	964.95	964.95	712.95	712.95	964.95	575.40	595.35	773.85	530.25	691.95		
	36"	1,135.05	1,135.05	1,135.05	1,135.05	838.95	838.95	1,135.05	676.20	699.30	910.35	624.75	811.65		
	48"	1,228.50	1,228.50	1,228.50	1,228.50	908.25	908.25	1,228.50	731.85	759.15	988.05	677.25	879.90		
1-1/4" Diameter - Bent Pulls															
AP131 1-1/4" Diameter Straight Pulls Bent	24"	635.25	635.25	635.25	635.25	470.40	470.40	635.25	325.50	418.95	544.95	350.70	454.65	906.15	856.80
	36"	843.15	843.15	843.15	843.15	622.65	622.65	843.15	432.60	558.60	724.50	463.05	601.65	1,203.30	1,136.10
	48"	1,051.05	1,051.05	1,051.05	1,051.05	777.00	777.00	1,051.05	539.70	695.10	901.95	578.55	751.80	1,500.45	1,418.55
1-1/4" Diameter - Mitered Pulls															
AP132 1-1/4" Diameter Straight Pulls Mitered	8"	885.15	885.15	885.15	885.15	633.15	633.15	885.15	527.10	544.95	708.75	487.20	633.15		
	10"	949.20	949.20	949.20	949.20	678.30	678.30	949.20	564.90	585.90	761.25	522.90	679.35		
	12"	1,006.95	1,006.95	1,006.95	1,006.95	720.30	720.30	1,006.95	599.55	622.65	808.50	554.40	722.40		
	18"	1,053.15	1,053.15	1,053.15	1,053.15	753.90	753.90	1,053.15	626.85	651.00	845.25	579.60	753.90		
	24"	1,099.35	1,099.35	1,099.35	1,099.35	787.50	787.50	1,099.35	654.15	677.25	879.90	605.85	787.50		
	36"	1,189.65	1,189.65	1,189.65	1,189.65	852.60	852.60	1,189.65	707.70	733.95	954.45	655.20	851.55		
	48"	1,326.15	1,326.15	1,326.15	1,326.15	948.15	948.15	1,326.15	788.55	817.95	1,063.65	729.75	949.20		
1-1/2" Diameter - Mitered Pulls															
AP142 1-1/2" Diameter Straight Pulls Mitered	8"	1,102.50	1,102.50	1,102.50	1,102.50	788.55	788.55	1,102.50	656.25	678.30	882.00	606.90	788.55		
	10"	1,134.00	1,134.00	1,134.00	1,134.00	810.60	810.60	1,134.00	674.10	699.30	909.30	624.75	810.60		
	12"	1,188.60	1,188.60	1,188.60	1,188.60	850.50	850.50	1,188.60	706.65	732.90	952.35	655.20	851.55		
	18"	1,221.15	1,221.15	1,221.15	1,221.15	873.60	873.60	1,221.15	726.60	753.90	979.65	672.00	873.60		
	24"	1,258.95	1,258.95	1,258.95	1,258.95	901.95	901.95	1,258.95	749.70	777.00	1,009.05	695.10	901.95		
	36"	1,344.00	1,344.00	1,344.00	1,344.00	963.90	963.90	1,344.00	800.10	828.45	1,078.35	739.20	961.80		
	48"	1,483.65	1,483.65	1,483.65	1,483.65	1,061.55	1,061.55	1,483.65	882.00	915.60	1,189.65	817.95	1,063.65		



NEW AP SERIES ARCHITECTURAL PULLS





AP200 SERIES: OFFSET BENT PULLS



AP200
Offset Bent Pulls

PRICE ADDERS - LIST PRICE PER PULL

Mounting Types/Pull		Door Thickness		Engraving		Leather Wrapped	
E	Standard	0 • Custom	32.85	Single Pull		All Standard Colors Same Price	
G	27.30	1 • 3/8"	No Charge	U • PUSH	65.65		
J	27.30	2 • 1/2"	No Charge	V • PULL	65.65	18" - 23"	945.00
L	98.70	3 • 1-3/8"	No Charge	W • Customize	112.35	24" - 35"	1386.00
M	98.70	4 • 1-3/4"	No Charge	BTB Pulls		36" - 48"	1827.00
N	63.00	5 • 2"	No Charge	X • PUSH/Interior & PULL/Exterior	131.25		
		6 • 2-1/4"	13.15	Y • PULL/Interior & PUSH/Exterior	131.25		
		7 • 2-1/2"	13.15	Z • Customize	224.70		
		8 • 3"	13.15				

Family	CTC Size	605/606	611/612	613	613E	622	625/626	628	629	316P	630	316S	 710	Special Finishes
3/4" Diameter														
AP211  3/4" Diameter Offset Pulls	12"	231.00	231.00	231.00	164.85	164.85	231.00	119.70	159.60	206.85	127.05	165.90	328.65	310.80
	18"	269.85	269.85	269.85	193.20	193.20	269.85	139.65	184.80	240.45	150.15	194.25	384.30	362.25
	24"	370.65	370.65	370.65	265.65	265.65	370.65	190.05	254.10	329.70	204.75	265.65	529.20	499.80
	36"	536.55	536.55	536.55	383.25	383.25	536.55	275.10	368.55	478.80	295.05	383.25	765.45	723.45
	48"	703.50	703.50	703.50	501.90	501.90	703.50	359.10	480.90	625.80	386.40	500.85	1001.70	946.05
1" Diameter														
AP221  1" Diameter Offset Pulls	24"	452.55	452.55	452.55	324.45	324.45	452.55	232.05	310.80	403.20	249.90	323.40	646.80	610.05
	36"	693.00	693.00	693.00	496.65	496.65	693.00	355.95	477.75	619.50	382.20	496.65	990.15	937.65
	48"	937.65	937.65	937.65	669.90	669.90	937.65	480.90	643.65	835.80	515.55	668.85	1335.60	1263.15
1-1/4" Diameter														
AP231  1-1/4" Diameter Offset Pulls	24"	716.10	716.10	716.10	512.40	512.40	716.10	367.50	491.40	638.40	394.80	513.45	1020.60	966.00
	36"	938.70	938.70	938.70	672.00	672.00	938.70	481.95	644.70	836.85	516.60	672.00	1339.80	1268.40
	48"	1163.40	1163.40	1163.40	832.65	832.65	1163.40	596.40	798.00	1037.40	640.50	832.65	1660.05	1568.70



NEW AP SERIES ARCHITECTURAL PULLS

AP300 SERIES: ADJUSTABLE & CONFIGURABLE PULLS (Formerly 1185 Series)



Family	Standoffs	End Cap	OA Size	630	Cu ⁺ 710	Special Finishes
1-1/4" Diameter						
AP311 1-1/4" Diameter Adjustable Ladder Pull Straight Standoffs 0.5" End Caps	Straight	0.5"	18"	409.50	526.05	Call for Quote
			24"	477.75	640.50	
			36"	544.95	752.85	
			48"	613.20	864.15	
			60"	681.45	975.45	
AP312 1-1/4" Diameter Adjustable Ladder Pull Straight Standoffs 1" End Caps	Straight	1.0"	18"	423.15	538.65	Call for Quote
			24"	491.40	656.25	
			36"	558.60	766.50	
			48"	626.85	876.75	
			60"	695.10	989.10	
AP313 1-1/4" Diameter Adjustable Ladder Pull Straight Standoffs 2" End Caps	Straight	2.0"	18"	436.80	553.35	Call for Quote
			24"	506.10	668.85	
			36"	571.20	780.15	
			48"	640.50	892.50	
			60"	708.75	1002.75	
AP314 1-1/4" Diameter Adjustable Ladder Pull Offset Standoffs 0.5" End Caps	Offset	0.5"	18"	450.45	568.05	Call for Quote
			24"	518.70	683.55	
			36"	585.90	794.85	
			48"	654.15	905.10	
			60"	722.40	1015.35	
AP315 1-1/4" Diameter Adjustable Ladder Pull Offset Standoffs 1" End Caps	Offset	1.0"	18"	465.15	580.65	Call for Quote
			24"	532.35	697.20	
			36"	599.55	807.45	
			48"	667.80	919.80	
			60"	736.05	1031.10	
AP316 1-1/4" Diameter Adjustable Ladder Pull Offset Standoffs 2" End Caps	Offset	2.0"	18"	477.75	595.35	Call for Quote
			24"	544.95	711.90	
			36"	613.20	822.15	
			48"	681.45	933.45	
			60"	750.75	1043.70	
72"	816.90	1152.90				

Note: Standoffs are loose and not installed on door pull



PRICE ADDERS LIST PRICE PER PULL		
Mounting Types		
E	No Charge	
G	27.30	
J	27.30	
Door Thickness		
0 • Custom	32.85	
1 • 3/8"	No Charge	
2 • 1/2"	No Charge	
3 • 1-3/8"	No Charge	
4 • 1-3/4"	No Charge	
5 • 2"	No Charge	
6 • 2-1/4"	13.15	
7 • 2-1/2"	13.15	
8 • 3"	13.15	
End Cap Options		
End Cap Finish - Per Pull		
B	605	89.25
C	606	89.25
D	609	89.25
E	611	89.25
F	612	89.25
G	613	89.25
H	628	No Charge
I	629	89.25
J	630	No Charge
K	335	89.25
End Cap Insert - Per Pull		
B	Black	21.00
N	None	No Charge
MidPost (add mounting cost)		
P	94.50	



NEW AP SERIES ARCHITECTURAL PULLS

AP320 SERIES: ALL-ALUMINUM ADJUSTABLE PULLS



Family	Standoffs	OA Size	628	313	335	Special Finishes
1-1/4" Diameter						
AP323 - All Aluminum 1-1/4" Diameter Adjustable Ladder Pull Offset Standoffs Square Ends 	Offset	18"	172.20	199.50	199.50	Call for Quote
		30"	183.75	211.05	211.05	
		42"	193.20	222.60	222.60	
		60"	228.90	256.20	256.20	
		72"	252.00	281.40	281.40	
		84"	275.10	303.45	303.45	
AP324 - All Aluminum 1-1/4" Diameter Adjustable Ladder Pull Offset Standoffs Radius Ends 	Offset	18"	212.10	243.60	243.60	Call for Quote
		30"	223.65	255.15	255.15	
		42"	232.05	268.80	268.80	
		60"	268.80	302.40	302.40	
		72"	291.90	327.60	327.60	
		84"	315.00	350.70	350.70	
		96"	339.15	373.80	373.80	

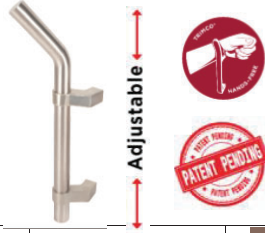
Note: Standoffs are loose and not installed on door pull

PRICE ADDERS LIST PRICE PER PULL	
Mounting Types	
E	No Charge
G	27.30
J	27.30
Door Thickness	
0 • Custom	32.85
1 • 3/8"	No Charge
2 • 1/2"	No Charge
3 • 1-3/8"	No Charge
4 • 1-3/4"	No Charge
5 • 2"	No Charge
6 • 2-1/4"	13.15
7 • 2-1/2"	13.15
8 • 3"	13.15
MidPost (add mounting cost)	
P	94.50



NEW AP SERIES ARCHITECTURAL PULLS

AP330 SERIES: ADJUSTABLE HANDS-FREE PULL



Family	Standoffs	Length	630	Cu ⁺ 710
1-1/4" Diameter				
AP331 1-1/4" Diameter Straight Standoffs	Straight	19"	564.90	666.75
AP333 1-1/4" Diameter Offset Standoffs	Offset	19"	603.75	705.60


Note: Standoffs are loose and not installed on door pull

PRICE ADDERS LIST PRICE PER PULL	
Mounting Types	
E	No Charge
G	27.30
J	27.30
Door Thickness	
0 • Custom	32.85
1 • 3/8"	No Charge
2 • 1/2"	No Charge
3 • 1-3/8"	No Charge
4 • 1-3/4"	No Charge
5 • 2"	No Charge
6 • 2-1/4"	13.15
7 • 2-1/2"	13.15
8 • 3"	13.15



NEW AP SERIES ARCHITECTURAL PULLS

AP400 SERIES: STANDARD LADDER PULLS (Formerly 1160 & 1170 Series)



PRICE ADDERS - LIST PRICE PER PULL

Mounting Types/Pull		Door Thickness		Engraving		MidPost	
E	Standard	0 • Custom	32.85	Single Pull		P	94.50
G	27.30	1 • 3/8"	No Charge	U • PUSH	66.15		
J	27.30	2 • 1/2"	No Charge	V • PULL	66.15		
L	98.70	3 • 1-3/8"	No Charge	W • Customize	112.35		
M	98.70	4 • 1-3/4"	No Charge	BTB Pulls			
N	63.00	5 • 2"	No Charge	X • PUSH/Interior & PULL/Exterior	131.25		
		6 • 2-1/4"	13.15	Y • PULL/Interior & PUSH/Exterior	131.25		
		7 • 2-1/2"	13.15	Z • Customize	224.70		
		8 • 3"	13.15				

Family	OA Size	605/606	609	611/612	613	613E	622	628	629	316P	630	316S	Cu ⁺ 710	Special Finishes
1" Diameter														
AP411 1" Diameter Straight Standoffs Square Ends	12"	487.20	527.10	527.10	527.10	248.85	248.85	181.65	238.35	309.75	190.05	245.70		609.00
	18"	515.55	557.55	557.55	557.55	284.55	284.55	208.95	271.95	353.85	218.40	283.50		646.80
	24"	544.95	589.05	589.05	589.05	321.30	321.30	236.25	307.65	399.00	245.70	320.25		682.50
	36"	603.75	653.10	653.10	653.10	392.70	392.70	291.90	376.95	488.25	302.40	392.70		753.90
	48"	662.55	715.05	715.05	715.05	466.20	466.20	315.00	447.30	580.65	358.05	466.20		826.35
	60"	698.25	754.95	754.95	754.95	514.50	514.50	351.75	492.45	639.45	395.85	514.50		873.60
	72"	738.15	798.00	798.00	798.00	560.70	560.70	388.50	538.65	698.25	430.50	560.70		922.95
	84"	775.95	838.95	838.95	838.95	607.95	607.95	426.30	582.75	756.00	467.25	607.95		972.30
96"	812.70	879.90	879.90	879.90	656.25	656.25	462.00	628.95	817.95	506.10	656.25		1017.45	
AP412 1" Diameter Straight Standoffs Radius Ends	12"	526.05	565.95	565.95	565.95	285.60	285.60	220.50	275.10	348.60	228.90	284.55		647.85
	18"	554.40	596.40	596.40	596.40	323.40	323.40	245.70	310.80	392.70	256.20	322.35		684.60
	24"	583.80	626.85	626.85	626.85	359.10	359.10	274.05	344.40	437.85	284.55	358.05		721.35
	36"	640.50	691.95	691.95	691.95	430.50	430.50	329.70	413.70	527.10	341.25	430.50		792.75
	48"	699.30	753.90	753.90	753.90	505.05	505.05	353.85	485.10	619.50	396.90	505.05		865.20
	60"	737.10	793.80	793.80	793.80	553.35	553.35	390.60	530.25	678.30	433.65	553.35		911.40
	72"	777.00	836.85	836.85	836.85	598.50	598.50	427.35	577.50	737.10	469.35	598.50		961.80
	84"	813.75	876.75	876.75	876.75	646.80	646.80	465.15	620.55	794.85	506.10	646.80		1010.10
96"	851.55	918.75	918.75	918.75	695.10	695.10	499.80	667.80	855.75	543.90	695.10		1054.20	
AP413 1" Diameter Offset Standoffs Square Ends	12"	526.05	565.95	565.95	565.95	285.60	285.60	220.50	275.10	348.60	228.90	284.55		647.85
	18"	554.40	596.40	596.40	596.40	323.40	323.40	245.70	310.80	392.70	256.20	322.35		684.60
	24"	583.80	626.85	626.85	626.85	359.10	359.10	274.05	344.40	437.85	284.55	358.05		721.35
	36"	640.50	691.95	691.95	691.95	430.50	430.50	329.70	413.70	527.10	341.25	430.50		792.75
	48"	699.30	753.90	753.90	753.90	505.05	505.05	353.85	485.10	619.50	396.90	505.05		865.20
	60"	737.10	793.80	793.80	793.80	553.35	553.35	390.60	530.25	678.30	433.65	553.35		911.40
	72"	777.00	836.85	836.85	836.85	598.50	598.50	427.35	577.50	737.10	469.35	598.50		961.80
	84"	813.75	876.75	876.75	876.75	646.80	646.80	465.15	620.55	794.85	506.10	646.80		1010.10
96"	851.55	918.75	918.75	918.75	695.10	695.10	499.80	667.80	855.75	543.90	695.10		1054.20	
AP414 1" Diameter Offset Standoffs Radius Ends	12"	564.90	604.80	604.80	604.80	324.45	324.45	258.30	313.95	386.40	267.75	323.40		685.65
	18"	593.25	635.25	635.25	635.25	362.25	362.25	284.55	349.65	430.50	295.05	360.15		723.45
	24"	622.65	665.70	665.70	665.70	397.95	397.95	312.90	383.25	476.70	323.40	396.90		759.15
	36"	679.35	728.70	728.70	728.70	469.35	469.35	368.55	452.55	565.95	380.10	469.35		831.60
	48"	738.15	792.75	792.75	792.75	541.80	541.80	392.70	523.95	657.30	435.75	541.80		904.05
	60"	775.95	832.65	832.65	832.65	591.15	591.15	428.40	569.10	717.15	471.45	591.15		950.25
	72"	815.85	875.70	875.70	875.70	637.35	637.35	466.20	615.30	775.95	508.20	637.35		1000.65
	84"	852.60	915.60	915.60	915.60	684.60	684.60	501.90	658.35	833.70	543.90	684.60		1048.95
96"	890.40	955.50	955.50	955.50	733.95	733.95	538.65	706.65	894.60	582.75	733.95		1093.05	



NEW AP SERIES ARCHITECTURAL PULLS

AP400 SERIES: STANDARD LADDER PULLS (Formerly 1160 & 1170 Series)

Family	OA Size	605/606	609	611/612	613	613E	622	628	629	316P	630	316S	Cu ⁺ 710	Special Finishes
1" Diameter														
AP415 1" Diameter Straight Standoffs Angled Ends	12"	603.75	642.60	642.60	642.60	363.30	363.30	297.15	352.80	425.25	305.55	362.25		724.50
	18"	630.00	674.10	674.10	674.10	400.05	400.05	323.40	387.45	469.35	333.90	399.00		762.30
	24"	660.45	704.55	704.55	704.55	436.80	436.80	351.75	422.10	514.50	362.25	435.75		796.95
	36"	718.20	767.55	767.55	767.55	508.20	508.20	407.40	491.40	604.80	418.95	508.20		869.40
	48"	777.00	831.60	831.60	831.60	580.65	580.65	430.50	561.75	696.15	472.50	580.65		941.85
	60"	813.75	870.45	870.45	870.45	628.95	628.95	467.25	607.95	754.95	510.30	628.95		989.10
	72"	853.65	913.50	913.50	913.50	676.20	676.20	505.05	654.15	813.75	547.05	676.20		1038.45
	84"	891.45	953.40	953.40	953.40	723.45	723.45	540.75	697.20	872.55	582.75	723.45		1087.80
AP416 1" Diameter Offset Standoffs Angled Ends <i>Specify Handing</i>	12"	640.50	681.45	681.45	681.45	401.10	401.10	334.95	391.65	463.05	343.35	400.05		763.35
	18"	668.85	711.90	711.90	711.90	438.90	438.90	362.25	426.30	508.20	371.70	437.85		800.10
	24"	698.25	742.35	742.35	742.35	475.65	475.65	390.60	459.90	553.35	400.05	472.50		835.80
	36"	756.00	806.40	806.40	806.40	547.05	547.05	445.20	529.20	642.60	456.75	547.05		908.25
	48"	815.85	869.40	869.40	869.40	619.50	619.50	469.35	599.55	735.00	511.35	619.50		980.70
	60"	852.60	909.30	909.30	909.30	667.80	667.80	506.10	646.80	793.80	549.15	667.80		1026.90
	72"	892.50	952.35	952.35	952.35	714.00	714.00	541.80	693.00	852.60	584.85	714.00		1077.30
	84"	930.30	992.25	992.25	992.25	762.30	762.30	579.60	736.05	910.35	620.55	762.30		1125.60
96"	967.05	1033.20	1033.20	1033.20	810.60	810.60	615.30	783.30	972.30	658.35	810.60		1170.75	
1" Diameter														
AP417 1" Diameter Straight Standoffs Square Groove Ends	12"	603.75	642.60	642.60	642.60	363.30	363.30	297.15	352.80	425.25	305.55	362.25		724.50
	18"	630.00	674.10	674.10	674.10	400.05	400.05	323.40	387.45	469.35	333.90	399.00		762.30
	24"	660.45	704.55	704.55	704.55	436.80	436.80	351.75	422.10	514.50	362.25	435.75		796.95
	36"	718.20	767.55	767.55	767.55	508.20	508.20	407.40	491.40	604.80	418.95	508.20		869.40
	48"	777.00	831.60	831.60	831.60	580.65	580.65	430.50	561.75	696.15	472.50	580.65		941.85
	60"	813.75	870.45	870.45	870.45	628.95	628.95	467.25	607.95	754.95	510.30	628.95		989.10
	72"	853.65	913.50	913.50	913.50	676.20	676.20	505.05	654.15	813.75	547.05	676.20		1038.45
	84"	891.45	953.40	953.40	953.40	723.45	723.45	540.75	697.20	872.55	582.75	723.45		1087.80
AP418 1" Diameter Offset Standoffs Square Groove Ends	12"	640.50	681.45	681.45	681.45	401.10	401.10	334.95	391.65	463.05	343.35	400.05		763.35
	18"	668.85	711.90	711.90	711.90	438.90	438.90	362.25	426.30	508.20	371.70	437.85		800.10
	24"	698.25	742.35	742.35	742.35	475.65	475.65	390.60	459.90	553.35	400.05	472.50		835.80
	36"	756.00	806.40	806.40	806.40	547.05	547.05	445.20	529.20	642.60	456.75	547.05		908.25
	48"	815.85	869.40	869.40	869.40	619.50	619.50	469.35	599.55	735.00	511.35	619.50		980.70
	60"	852.60	909.30	909.30	909.30	667.80	667.80	506.10	646.80	793.80	549.15	667.80		1026.90
	72"	892.50	952.35	952.35	952.35	714.00	714.00	541.80	693.00	852.60	584.85	714.00		1077.30
	84"	930.30	992.25	992.25	992.25	762.30	762.30	579.60	736.05	910.35	620.55	762.30		1125.60
96"	967.05	1033.20	1033.20	1033.20	810.60	810.60	615.30	783.30	972.30	658.35	810.60		1170.75	
1-1/4" Diameter														
AP421 1-1/4" Diameter Straight Standoffs Square Ends	12"	471.45	508.20	508.20	508.20	247.80	247.80	180.60	237.30	308.70	191.10	248.85	444.15	589.05
	18"	498.75	537.60	537.60	537.60	281.40	281.40	206.85	269.85	350.70	216.30	281.40	505.05	623.70
	24"	525.00	567.00	567.00	567.00	316.05	316.05	233.10	303.45	394.80	242.55	315.00	564.90	656.25
	36"	579.60	626.85	626.85	626.85	382.20	382.20	285.60	367.50	477.75	295.05	382.20	686.70	724.50
	48"	633.15	683.55	683.55	683.55	449.40	449.40	306.60	428.40	556.50	345.45	449.40	805.35	791.70
	60"	667.80	720.30	720.30	720.30	491.40	491.40	342.30	472.50	614.25	379.05	491.40	883.05	833.70
	72"	702.45	760.20	760.20	760.20	537.60	537.60	375.90	516.60	670.95	413.70	536.55	964.95	878.85
	84"	739.20	798.00	798.00	798.00	581.70	581.70	408.45	556.50	724.50	448.35	581.70	1043.70	924.00
96"	773.85	835.80	835.80	835.80	625.80	625.80	444.15	599.55	779.10	480.90	624.75	1121.40	967.05	



NEW AP SERIES ARCHITECTURAL PULLS

AP400 SERIES: STANDARD LADDER PULLS (Formerly 1160 & 1170 Series)

Family	OA Size	605/606	609	611/612	613	613E	622	628	629	316P	630	316S	Cu ⁺ 710	Special Finishes
AP422 1-1/4" Diameter Straight Standoffs Radius Ends	12"	507.15	543.90	543.90	543.90	282.45	282.45	216.30	273.00	344.40	226.80	284.55	0.00	624.75
	18"	534.45	573.30	573.30	573.30	317.10	317.10	242.55	305.55	386.40	252.00	317.10	0.00	659.40
	24"	560.70	601.65	601.65	601.65	351.75	351.75	268.80	339.15	430.50	278.25	350.70	0.00	691.95
	36"	615.30	662.55	662.55	662.55	417.90	417.90	321.30	403.20	513.45	330.75	417.90	0.00	760.20
	48"	668.85	719.25	719.25	719.25	485.10	485.10	342.30	464.10	592.20	381.15	485.10	0.00	827.40
	60"	702.45	756.00	756.00	756.00	527.10	527.10	378.00	508.20	649.95	414.75	527.10	0.00	869.40
	72"	738.15	795.90	795.90	795.90	573.30	573.30	410.55	552.30	706.65	449.40	572.25	0.00	914.55
	84"	774.90	833.70	833.70	833.70	617.40	617.40	444.15	592.20	760.20	483.00	617.40	0.00	959.70
AP423 1-1/4" Diameter Offset Standoffs Square Ends	12"	507.15	543.90	543.90	543.90	282.45	282.45	216.30	273.00	344.40	226.80	284.55	479.85	624.75
	18"	534.45	573.30	573.30	573.30	317.10	317.10	242.55	305.55	386.40	252.00	317.10	540.75	659.40
	24"	560.70	601.65	601.65	601.65	351.75	351.75	268.80	339.15	430.50	278.25	350.70	600.60	691.95
	36"	615.30	662.55	662.55	662.55	417.90	417.90	321.30	403.20	513.45	330.75	417.90	722.40	760.20
	48"	668.85	719.25	719.25	719.25	485.10	485.10	342.30	464.10	592.20	381.15	485.10	841.05	827.40
	60"	702.45	756.00	756.00	756.00	527.10	527.10	378.00	508.20	649.95	414.75	527.10	918.75	869.40
	72"	738.15	795.90	795.90	795.90	573.30	573.30	410.55	552.30	706.65	449.40	572.25	1027.95	914.55
	84"	774.90	833.70	833.70	833.70	617.40	617.40	444.15	592.20	760.20	483.00	617.40	1079.40	959.70
AP424 1-1/4" Diameter Offset Standoffs Radius Ends	12"	542.85	579.60	579.60	579.60	318.15	318.15	252.00	308.70	380.10	262.50	319.20		660.45
	18"	570.15	609.00	609.00	609.00	352.80	352.80	278.25	341.25	422.10	287.70	352.80		695.10
	24"	596.40	637.35	637.35	637.35	387.45	387.45	304.50	373.80	465.15	313.95	386.40		727.65
	36"	651.00	698.25	698.25	698.25	453.60	453.60	355.95	437.85	549.15	366.45	453.60		795.90
	48"	704.55	754.95	754.95	754.95	519.75	519.75	378.00	499.80	627.90	416.85	519.75		863.10
	60"	738.15	791.70	791.70	791.70	562.80	562.80	413.70	543.90	685.65	450.45	562.80		905.10
	72"	773.85	830.55	830.55	830.55	609.00	609.00	446.25	588.00	742.35	485.10	607.95		949.20
	84"	810.60	869.40	869.40	869.40	653.10	653.10	479.85	627.90	795.90	518.70	653.10		994.35
AP425 1-1/4" Diameter Straight Standoffs Angled Ends	12"	578.55	615.30	615.30	615.30	353.85	353.85	287.70	344.40	415.80	298.20	354.90		696.15
	18"	605.85	644.70	644.70	644.70	388.50	388.50	313.95	376.95	457.80	323.40	388.50		729.75
	24"	632.10	673.05	673.05	673.05	423.15	423.15	340.20	409.50	500.85	349.65	422.10		763.35
	36"	686.70	733.95	733.95	733.95	489.30	489.30	391.65	473.55	583.80	401.10	489.30		830.55
	48"	739.20	790.65	790.65	790.65	555.45	555.45	413.70	535.50	663.60	452.55	555.45		898.80
	60"	773.85	827.40	827.40	827.40	598.50	598.50	449.40	579.60	720.30	486.15	598.50		939.75
	72"	809.55	866.25	866.25	866.25	644.70	644.70	481.95	623.70	778.05	519.75	643.65		984.90
	84"	846.30	905.10	905.10	905.10	688.80	688.80	515.55	663.60	830.55	554.40	688.80		1030.05
AP426 1-1/4" Diameter Offset Standoffs Angled Ends <i>Specify Handing</i>	12"	614.25	651.00	651.00	651.00	389.55	389.55	323.40	380.10	451.50	333.90	390.60		731.85
	18"	641.55	680.40	680.40	680.40	424.20	424.20	349.65	412.65	492.45	359.10	424.20		765.45
	24"	667.80	708.75	708.75	708.75	458.85	458.85	375.90	445.20	536.55	385.35	457.80		799.05
	36"	722.40	769.65	769.65	769.65	525.00	525.00	427.35	509.25	619.50	436.80	525.00		866.25
	48"	774.90	826.35	826.35	826.35	591.15	591.15	449.40	571.20	699.30	488.25	591.15		934.50
	60"	809.55	863.10	863.10	863.10	634.20	634.20	485.10	615.30	756.00	521.85	634.20		975.45
	72"	845.25	901.95	901.95	901.95	680.40	680.40	517.65	659.40	813.75	555.45	679.35		1020.60
	84"	882.00	939.75	939.75	939.75	724.50	724.50	551.25	699.30	866.25	590.10	724.50		1065.75
96"	916.65	978.60	978.60	978.60	768.60	768.60	586.95	742.35	920.85	623.70	766.50		1109.85	



NEW AP SERIES ARCHITECTURAL PULLS

AP400 SERIES: STANDARD LADDER PULLS (Formerly 1160 & 1170 Series)

Family	OA Size	605/606	609	611/612	613	613E	622	628	629	316P	630	316S	Cu ⁺ 710	Special Finishes
1-1/4" Diameter														
AP427 1-1/4" Diameter Straight Standoffs Square Groove Ends	12"	578.55	615.30	615.30	615.30	353.85	353.85	287.70	344.40	415.80	298.20	354.90		696.15
	18"	605.85	644.70	644.70	644.70	388.50	388.50	313.95	376.95	457.80	323.40	388.50		729.75
	24"	632.10	673.05	673.05	673.05	423.15	423.15	340.20	409.50	500.85	349.65	422.10		763.35
	36"	686.70	733.95	733.95	733.95	489.30	489.30	391.65	473.55	583.80	401.10	489.30		830.55
	48"	739.20	790.65	790.65	790.65	555.45	555.45	413.70	535.50	663.60	452.55	555.45		898.80
	60"	773.85	827.40	827.40	827.40	598.50	598.50	449.40	579.60	720.30	486.15	598.50		939.75
	72"	809.55	866.25	866.25	866.25	644.70	644.70	481.95	623.70	778.05	519.75	643.65		984.90
	84"	846.30	905.10	905.10	905.10	688.80	688.80	515.55	663.60	830.55	554.40	688.80		1030.05
96"	880.95	942.90	942.90	942.90	732.90	732.90	551.25	706.65	885.15	588.00	731.85		1074.15	
AP428 1-1/4" Diameter Offset Standoffs Square Groove Ends	12"	614.25	651.00	651.00	651.00	389.55	389.55	323.40	380.10	451.50	333.90	390.60		731.85
	18"	641.55	680.40	680.40	680.40	424.20	424.20	349.65	412.65	492.45	359.10	424.20		765.45
	24"	667.80	708.75	708.75	708.75	458.85	458.85	375.90	445.20	536.55	385.35	457.80		799.05
	36"	722.40	769.65	769.65	769.65	525.00	525.00	427.35	509.25	619.50	436.80	525.00		866.25
	48"	774.90	826.35	826.35	826.35	591.15	591.15	449.40	571.20	699.30	488.25	591.15		934.50
	60"	809.55	863.10	863.10	863.10	634.20	634.20	485.10	615.30	756.00	521.85	634.20		975.45
	72"	845.25	901.95	901.95	901.95	680.40	680.40	517.65	659.40	813.75	555.45	679.35		1020.60
	84"	882.00	939.75	939.75	939.75	724.50	724.50	551.25	699.30	866.25	590.10	724.50		1065.75
96"	916.65	978.60	978.60	978.60	768.60	768.60	586.95	742.35	920.85	623.70	766.50		1109.85	
1-1/2" Diameter														
AP431 1-1/2" Diameter Straight Standoffs Square Ends	12"	485.10	522.90	522.90	522.90	269.85	269.85	191.10	259.35	336.00	206.85	268.80		605.85
	18"	510.30	552.30	552.30	552.30	303.45	303.45	216.30	290.85	378.00	233.10	303.45		638.40
	24"	537.60	581.70	581.70	581.70	336.00	336.00	242.55	323.40	418.95	259.35	336.00		672.00
	36"	592.20	641.55	641.55	641.55	405.30	405.30	295.05	388.50	505.05	311.85	404.25		742.35
	48"	649.95	700.35	700.35	700.35	470.40	470.40	317.10	449.40	583.80	360.15	468.30		811.65
	60"	685.65	741.30	741.30	741.30	512.40	512.40	350.70	491.40	638.40	394.80	513.45		855.75
	72"	720.30	779.10	779.10	779.10	555.45	555.45	385.35	533.40	691.95	427.35	555.45		901.95
	84"	759.15	819.00	819.00	819.00	600.60	600.60	418.95	574.35	746.55	460.95	599.55		948.15
96"	792.75	856.80	856.80	856.80	644.70	644.70	452.55	618.45	804.30	497.70	645.75		990.15	
AP432 1-1/2" Diameter Straight Standoffs Radius Ends	12"	519.75	558.60	558.60	558.60	305.55	305.55	226.80	295.05	371.70	242.55	304.50		641.55
	18"	546.00	588.00	588.00	588.00	339.15	339.15	252.00	326.55	413.70	268.80	339.15		674.10
	24"	573.30	617.40	617.40	617.40	371.70	371.70	278.25	359.10	454.65	295.05	371.70		707.70
	36"	627.90	677.25	677.25	677.25	441.00	441.00	330.75	424.20	540.75	346.50	439.95		778.05
	48"	685.65	736.05	736.05	736.05	506.10	506.10	352.80	485.10	619.50	395.85	504.00		847.35
	60"	720.30	777.00	777.00	777.00	547.05	547.05	386.40	527.10	674.10	430.50	549.15		891.45
	72"	756.00	814.80	814.80	814.80	591.15	591.15	421.05	569.10	727.65	463.05	591.15		937.65
	84"	793.80	854.70	854.70	854.70	636.30	636.30	454.65	610.05	782.25	496.65	635.25		983.85
96"	828.45	892.50	892.50	892.50	680.40	680.40	488.25	654.15	838.95	533.40	681.45		1025.85	
1-1/2" Diameter														
AP433 1-1/2" Diameter Offset Standoffs Square Ends	12"	519.75	558.60	558.60	558.60	305.55	305.55	226.80	295.05	371.70	242.55	304.50		641.55
	18"	546.00	588.00	588.00	588.00	339.15	339.15	252.00	326.55	413.70	268.80	339.15		674.10
	24"	573.30	617.40	617.40	617.40	371.70	371.70	278.25	359.10	454.65	295.05	371.70		707.70
	36"	627.90	677.25	677.25	677.25	441.00	441.00	330.75	424.20	540.75	346.50	439.95		778.05
	48"	685.65	736.05	736.05	736.05	506.10	506.10	352.80	485.10	619.50	395.85	504.00		847.35
	60"	720.30	777.00	777.00	777.00	547.05	547.05	386.40	527.10	674.10	430.50	549.15		891.45
	72"	756.00	814.80	814.80	814.80	591.15	591.15	421.05	569.10	727.65	463.05	591.15		937.65
	84"	793.80	854.70	854.70	854.70	636.30	636.30	454.65	610.05	782.25	496.65	635.25		983.85
96"	828.45	892.50	892.50	892.50	680.40	680.40	488.25	654.15	838.95	533.40	681.45		1025.85	



NEW AP SERIES ARCHITECTURAL PULLS

AP400 SERIES: STANDARD LADDER PULLS (Formerly 1160 & 1170 Series)

Family	OA Size	605/606	609	611/612	613	613E	622	628	629	316P	630	316S	Cu ⁺ 710	Special Finishes
1-1/2" Diameter														
AP434 1-1/2" Diameter Offset Standoffs Radius Ends	12"	555.45	593.25	593.25	593.25	341.25	341.25	262.50	330.75	407.40	278.25	340.20		677.25
	18"	581.70	623.70	623.70	623.70	373.80	373.80	287.70	362.25	449.40	304.50	373.80		709.80
	24"	609.00	653.10	653.10	653.10	407.40	407.40	313.95	394.80	490.35	330.75	407.40		743.40
	36"	663.60	711.90	711.90	711.90	476.70	476.70	366.45	459.90	576.45	382.20	474.60		813.75
	48"	720.30	771.75	771.75	771.75	541.80	541.80	388.50	519.75	655.20	431.55	539.70		883.05
	60"	756.00	811.65	811.65	811.65	582.75	582.75	422.10	562.80	709.80	465.15	583.80		927.15
	72"	791.70	850.50	850.50	850.50	626.85	626.85	455.70	604.80	763.35	498.75	626.85		973.35
	96"	829.50	890.40	890.40	890.40	672.00	672.00	490.35	645.75	817.95	532.35	670.95		1019.55
AP435 1-1/2" Diameter Straight Standoffs Angled Ends	12"	591.15	628.95	628.95	628.95	376.95	376.95	298.20	366.45	443.10	313.95	375.90		711.90
	18"	617.40	659.40	659.40	659.40	409.50	409.50	323.40	397.95	485.10	340.20	409.50		745.50
	24"	644.70	688.80	688.80	688.80	443.10	443.10	349.65	430.50	526.05	366.45	443.10		779.10
	36"	699.30	747.60	747.60	747.60	512.40	512.40	401.10	495.60	611.10	417.90	510.30		848.40
	48"	756.00	807.45	807.45	807.45	577.50	577.50	424.20	555.45	690.90	467.25	574.35		918.75
	60"	791.70	847.35	847.35	847.35	618.45	618.45	457.80	598.50	745.50	500.85	619.50		962.85
	72"	827.40	885.15	885.15	885.15	662.55	662.55	491.40	640.50	799.05	534.45	662.55		1009.05
	96"	865.20	926.10	926.10	926.10	707.70	707.70	526.05	681.45	853.65	568.05	706.65		1055.25
AP436 1-1/2" Diameter Offset Standoffs Angled Ends <i>Specify Handing</i>	12"	626.85	664.65	664.65	664.65	412.65	412.65	333.90	401.10	478.80	349.65	410.55		747.60
	18"	653.10	695.10	695.10	695.10	445.20	445.20	359.10	433.65	519.75	375.90	445.20		781.20
	24"	680.40	724.50	724.50	724.50	478.80	478.80	385.35	465.15	561.75	401.10	478.80		814.80
	36"	735.00	783.30	783.30	783.30	547.05	547.05	436.80	531.30	646.80	453.60	546.00		884.10
	48"	791.70	843.15	843.15	843.15	613.20	613.20	459.90	591.15	726.60	501.90	610.05		954.45
	60"	827.40	883.05	883.05	883.05	654.15	654.15	492.45	634.20	781.20	536.55	655.20		998.55
	72"	863.10	920.85	920.85	920.85	698.25	698.25	527.10	675.15	834.75	570.15	698.25		1044.75
	96"	900.90	961.80	961.80	961.80	743.40	743.40	561.75	717.15	889.35	603.75	742.35		1090.95
AP437 1-1/2" Diameter Straight Standoffs Square Groove Ends	12"	591.15	628.95	628.95	628.95	376.95	376.95	298.20	366.45	443.10	313.95	375.90		711.90
	18"	617.40	659.40	659.40	659.40	409.50	409.50	323.40	397.95	485.10	340.20	409.50		745.50
	24"	644.70	688.80	688.80	688.80	443.10	443.10	349.65	430.50	526.05	366.45	443.10		779.10
	36"	699.30	747.60	747.60	747.60	512.40	512.40	401.10	495.60	611.10	417.90	510.30		848.40
	48"	756.00	807.45	807.45	807.45	577.50	577.50	424.20	555.45	690.90	467.25	574.35		918.75
	60"	791.70	847.35	847.35	847.35	618.45	618.45	457.80	598.50	745.50	500.85	619.50		962.85
	72"	827.40	885.15	885.15	885.15	662.55	662.55	491.40	640.50	799.05	534.45	662.55		1009.05
	96"	865.20	926.10	926.10	926.10	707.70	707.70	526.05	681.45	853.65	568.05	706.65		1055.25
AP438 1-1/2" Diameter Offset Standoffs Square Groove Ends	12"	626.85	664.65	664.65	664.65	412.65	412.65	333.90	401.10	478.80	349.65	410.55		747.60
	18"	653.10	695.10	695.10	695.10	445.20	445.20	359.10	433.65	519.75	375.90	445.20		781.20
	24"	680.40	724.50	724.50	724.50	478.80	478.80	385.35	465.15	561.75	401.10	478.80		814.80
	36"	735.00	783.30	783.30	783.30	547.05	547.05	436.80	531.30	646.80	453.60	546.00		884.10
	48"	791.70	843.15	843.15	843.15	613.20	613.20	459.90	591.15	726.60	501.90	610.05		954.45
	60"	827.40	883.05	883.05	883.05	654.15	654.15	492.45	634.20	781.20	536.55	655.20		998.55
	72"	863.10	920.85	920.85	920.85	698.25	698.25	527.10	675.15	834.75	570.15	698.25		1044.75
	96"	900.90	961.80	961.80	961.80	743.40	743.40	561.75	717.15	889.35	603.75	742.35		1090.95
96"	935.55	999.60	999.60	999.60	787.50	787.50	595.35	761.25	946.05	640.50	788.55		1132.95	



NEW AP SERIES ARCHITECTURAL PULLS

AP500 SERIES: BLACK ANODIZED GRIP PULLS



PRICE ADDERS - LIST PRICE PER PULL






Mounting Types/Pull		Door Thickness	
E	Standard	0 • Custom	32.85
G	27.30	1 • 3/8"	No Charge
J	27.30	2 • 1/2"	No Charge
L	98.70	3 • 1-3/8"	No Charge
M	98.70	4 • 1-3/4"	No Charge
N	63.00	5 • 2"	No Charge
		6 • 2-1/4"	13.15
		7 • 2-1/2"	13.15
		8 • 3"	13.15

Family	OA Size	605/606	609	611/612	613	613E	622	628	629	316P	630	316S	Special Finish
1" Diameter													
AP511 1" Diameter Straight Standoffs Square Ends	12"	447.30	514.50	514.50	514.50	430.50	430.50	309.75	413.70	538.65	330.75	430.50	558.60
	18"	466.20	534.45	534.45	534.45	452.55	452.55	323.40	431.55	563.85	348.60	451.50	582.75
	24"	485.10	553.35	553.35	553.35	471.45	471.45	338.10	452.55	586.95	362.25	470.40	607.95
	36"	505.05	569.10	569.10	569.10	495.60	495.60	355.95	476.70	618.45	381.15	495.60	628.95
	48"	747.60	815.85	815.85	815.85	648.90	648.90	465.15	620.55	806.40	497.70	647.85	934.50
	60"	810.60	868.35	868.35	868.35	684.60	684.60	490.35	655.20	852.60	526.05	683.55	1014.30
	72"	873.60	920.85	920.85	920.85	719.25	719.25	515.55	688.80	894.60	553.35	718.20	1092.00
AP512 1" Diameter Straight Standoffs Radius Ends	12"	485.10	553.35	553.35	553.35	469.35	469.35	348.60	452.55	577.50	369.60	469.35	597.45
	18"	505.05	571.20	571.20	571.20	491.40	491.40	362.25	470.40	600.60	386.40	490.35	620.55
	24"	523.95	591.15	591.15	591.15	510.30	510.30	376.95	491.40	625.80	400.05	509.25	646.80
	36"	541.80	607.95	607.95	607.95	534.45	534.45	393.75	514.50	656.25	420.00	534.45	667.80
	48"	785.40	853.65	853.65	853.65	686.70	686.70	501.90	658.35	845.25	536.55	685.65	973.35
	60"	849.45	906.15	906.15	906.15	723.45	723.45	528.15	694.05	891.45	564.90	722.40	1052.10
	72"	911.40	959.70	959.70	959.70	757.05	757.05	554.40	726.60	933.45	591.15	756.00	1130.85
AP513 1" Diameter Offset Standoffs Square Ends	12"	485.10	553.35	553.35	553.35	469.35	469.35	348.60	452.55	577.50	369.60	469.35	597.45
	18"	505.05	571.20	571.20	571.20	491.40	491.40	362.25	470.40	600.60	386.40	490.35	620.55
	24"	523.95	591.15	591.15	591.15	510.30	510.30	376.95	491.40	625.80	400.05	509.25	646.80
	36"	541.80	607.95	607.95	607.95	534.45	534.45	393.75	514.50	656.25	420.00	534.45	667.80
	48"	785.40	853.65	853.65	853.65	686.70	686.70	501.90	658.35	845.25	536.55	685.65	973.35
	60"	849.45	906.15	906.15	906.15	723.45	723.45	528.15	694.05	891.45	564.90	722.40	1052.10
	72"	911.40	959.70	959.70	959.70	757.05	757.05	554.40	726.60	933.45	591.15	756.00	1130.85
AP514 1" Diameter Offset Standoffs Radius Ends	12"	523.95	591.15	591.15	591.15	508.20	508.20	386.40	491.40	615.30	408.45	508.20	636.30
	18"	541.80	610.05	610.05	610.05	529.20	529.20	400.05	509.25	639.45	425.25	528.15	658.35
	24"	561.75	628.95	628.95	628.95	549.15	549.15	413.70	529.20	664.65	438.90	548.10	684.60
	36"	580.65	646.80	646.80	646.80	571.20	571.20	431.55	553.35	695.10	457.80	571.20	706.65
	48"	824.25	892.50	892.50	892.50	725.55	725.55	540.75	697.20	883.05	575.40	724.50	1011.15
	60"	887.25	945.00	945.00	945.00	762.30	762.30	567.00	732.90	930.30	603.75	761.25	1090.95
	72"	950.25	997.50	997.50	997.50	795.90	795.90	593.25	765.45	972.30	628.95	794.85	1168.65
84"	1076.25	1131.90	1131.90	1131.90	842.10	842.10	625.80	811.65	1032.15	665.70	842.10	1326.15	



NEW AP SERIES ARCHITECTURAL PULLS






AP500 SERIES: BLACK ANODIZED GRIP PULLS

Family	OA Size	605/606	609	611/612	613	613E	622	628	629	316P	630	316S	Special Finish
1" Diameter													
AP515  1" Diameter Straight Standoffs Angled Ends	12"	561.75	628.95	628.95	628.95	547.05	547.05	425.25	529.20	654.15	447.30	547.05	675.15
	18"	580.65	648.90	648.90	648.90	568.05	568.05	438.90	548.10	678.30	463.05	567.00	697.20
	24"	599.55	667.80	667.80	667.80	586.95	586.95	452.55	568.05	703.50	477.75	585.90	723.45
	36"	619.50	684.60	684.60	684.60	610.05	610.05	470.40	591.15	733.95	496.65	610.05	745.50
	48"	863.10	931.35	931.35	931.35	764.40	764.40	579.60	736.05	921.90	613.20	763.35	1050.00
	60"	925.05	982.80	982.80	982.80	800.10	800.10	605.85	770.70	968.10	640.50	798.00	1129.80
	72"	989.10	1036.35	1036.35	1036.35	834.75	834.75	630.00	804.30	1010.10	667.80	833.70	1207.50
	84"	1114.05	1170.75	1170.75	1170.75	880.95	880.95	664.65	850.50	1071.00	704.55	880.95	1363.95
AP516  1" Diameter Offset Standoffs Angled Ends <i>Specify Handing</i>	12"	599.55	667.80	667.80	667.80	584.85	584.85	463.05	568.05	693.00	485.10	584.85	712.95
	18"	619.50	686.70	686.70	686.70	606.90	606.90	477.75	585.90	717.15	500.85	605.85	736.05
	24"	638.40	706.65	706.65	706.65	625.80	625.80	491.40	606.90	741.30	515.55	624.75	762.30
	36"	657.30	723.45	723.45	723.45	648.90	648.90	509.25	628.95	771.75	535.50	648.90	783.30
	48"	901.95	969.15	969.15	969.15	803.25	803.25	618.45	774.90	960.75	652.05	802.20	1088.85
	60"	963.90	1021.65	1021.65	1021.65	838.95	838.95	643.65	809.55	1006.95	679.35	836.85	1167.60
	72"	1026.90	1074.15	1074.15	1074.15	873.60	873.60	668.85	842.10	1048.95	706.65	872.55	1246.35
	84"	1151.85	1208.55	1208.55	1208.55	919.80	919.80	703.50	889.35	1108.80	742.35	919.80	1402.80
1-1/4" Diameter													
AP521  1-1/4" Diameter Straight Standoffs Square Ends	12"	470.40	536.55	536.55	536.55	442.05	442.05	318.15	425.25	664.65	341.25	553.35	586.95
	18"	505.05	558.60	558.60	558.60	470.40	470.40	338.10	450.45	705.60	360.15	586.95	628.95
	24"	536.55	578.55	578.55	578.55	495.60	495.60	355.95	476.70	743.40	381.15	619.50	668.85
	36"	557.55	599.55	599.55	599.55	520.80	520.80	373.80	498.75	781.20	400.05	649.95	696.15
	48"	748.65	815.85	815.85	815.85	676.20	676.20	485.10	647.85	1012.20	519.75	844.20	937.65
	60"	790.65	846.30	846.30	846.30	704.55	704.55	505.05	674.10	1053.15	540.75	879.90	985.95
	72"	831.60	876.75	876.75	876.75	726.60	726.60	521.85	697.20	1092.00	558.60	909.30	1038.45
	84"	989.10	1032.15	1032.15	1032.15	817.95	817.95	584.85	783.30	1225.35	627.90	1021.65	1235.85
AP522  1-1/4" Diameter Straight Standoffs Radius Ends	12"	509.25	575.40	575.40	575.40	480.90	480.90	357.00	463.05	703.50	380.10	591.15	625.80
	18"	541.80	597.45	597.45	597.45	509.25	509.25	376.95	488.25	743.40	399.00	625.80	667.80
	24"	575.40	617.40	617.40	617.40	534.45	534.45	393.75	514.50	782.25	420.00	657.30	707.70
	36"	596.40	638.40	638.40	638.40	558.60	558.60	412.65	537.60	820.05	438.90	688.80	735.00
	48"	787.50	853.65	853.65	853.65	714.00	714.00	523.95	685.65	1051.05	557.55	882.00	975.45
	60"	827.40	884.10	884.10	884.10	742.35	742.35	541.80	711.90	1092.00	579.60	918.75	1023.75
	72"	869.40	915.60	915.60	915.60	765.45	765.45	560.70	736.05	1130.85	597.45	948.15	1077.30
	84"	1026.90	1071.00	1071.00	1071.00	855.75	855.75	623.70	822.15	1264.20	666.75	1060.50	1274.70
AP523  1-1/4" Diameter Offset Standoffs Square Ends	12"	509.25	575.40	575.40	575.40	480.90	480.90	357.00	463.05	703.50	380.10	591.15	625.80
	18"	541.80	597.45	597.45	597.45	509.25	509.25	376.95	488.25	743.40	399.00	625.80	667.80
	24"	575.40	617.40	617.40	617.40	534.45	534.45	393.75	514.50	782.25	420.00	657.30	707.70
	36"	596.40	638.40	638.40	638.40	558.60	558.60	412.65	537.60	820.05	438.90	688.80	735.00
	48"	787.50	853.65	853.65	853.65	714.00	714.00	523.95	685.65	1051.05	557.55	882.00	975.45
	60"	827.40	884.10	884.10	884.10	742.35	742.35	541.80	711.90	1092.00	579.60	918.75	1023.75
	72"	869.40	915.60	915.60	915.60	765.45	765.45	560.70	736.05	1130.85	597.45	948.15	1077.30
	84"	1026.90	1071.00	1071.00	1071.00	855.75	855.75	623.70	822.15	1264.20	666.75	1060.50	1274.70



NEW AP SERIES ARCHITECTURAL PULLS





AP500 SERIES: BLACK ANODIZED GRIP PULLS

Family	OA Size	605/606	609	611/612	613	613E	622	628	629	316P	630	316S	Special Finish
1-1/4" Diameter													
AP524  1-1/4" Diameter Offset Standoffs Radius Ends	12"	548.10	613.20	613.20	613.20	519.75	519.75	395.85	500.85	741.30	418.95	628.95	664.65
	18"	580.65	636.30	636.30	636.30	548.10	548.10	413.70	527.10	782.25	437.85	664.65	706.65
	24"	613.20	655.20	655.20	655.20	571.20	571.20	431.55	553.35	821.10	457.80	696.15	746.55
	36"	635.25	677.25	677.25	677.25	597.45	597.45	451.50	576.45	856.80	477.75	726.60	773.85
	48"	825.30	892.50	892.50	892.50	752.85	752.85	561.75	724.50	1089.90	596.40	920.85	1014.30
	60"	866.25	922.95	922.95	922.95	781.20	781.20	580.65	750.75	1130.85	618.45	955.50	1062.60
	72"	908.25	953.40	953.40	953.40	804.30	804.30	598.50	774.90	1168.65	636.30	985.95	1116.15
84"	1065.75	1108.80	1108.80	1108.80	894.60	894.60	662.55	861.00	1303.05	705.60	1099.35	1313.55	
AP525  1-1/4" Diameter Straight Standoffs Angled Ends	12"	585.90	652.05	652.05	652.05	557.55	557.55	433.65	539.70	780.15	456.75	667.80	703.50
	18"	619.50	675.15	675.15	675.15	585.90	585.90	452.55	565.95	821.10	476.70	703.50	745.50
	24"	652.05	694.05	694.05	694.05	610.05	610.05	470.40	591.15	859.95	496.65	735.00	784.35
	36"	674.10	715.05	715.05	715.05	636.30	636.30	490.35	614.25	895.65	515.55	765.45	811.65
	48"	864.15	931.35	931.35	931.35	791.70	791.70	599.55	763.35	1128.75	635.25	959.70	1052.10
	60"	905.10	961.80	961.80	961.80	820.05	820.05	619.50	788.55	1168.65	656.25	994.35	1101.45
72"	946.05	992.25	992.25	992.25	842.10	842.10	637.35	812.70	1207.50	675.15	1023.75	1152.90	
84"	1103.55	1147.65	1147.65	1147.65	933.45	933.45	699.30	898.80	1340.85	743.40	1137.15	1351.35	
AP526  1-1/4" Diameter Offset Standoffs Angled Ends <i>Specify Handing</i>	12"	624.75	689.85	689.85	689.85	596.40	596.40	471.45	578.55	817.95	495.60	706.65	741.30
	18"	657.30	712.95	712.95	712.95	624.75	624.75	491.40	604.80	859.95	514.50	741.30	783.30
	24"	689.85	732.90	732.90	732.90	648.90	648.90	509.25	628.95	896.70	535.50	773.85	823.20
	36"	711.90	753.90	753.90	753.90	675.15	675.15	528.15	653.10	934.50	554.40	804.30	850.50
	48"	903.00	969.15	969.15	969.15	830.55	830.55	638.40	802.20	1166.55	674.10	997.50	1090.95
	60"	943.95	1000.65	1000.65	1000.65	856.80	856.80	657.30	826.35	1207.50	695.10	1033.20	1139.25
	72"	983.85	1031.10	1031.10	1031.10	880.95	880.95	676.20	851.55	1246.35	712.95	1062.60	1191.75
84"	1142.40	1186.50	1186.50	1186.50	972.30	972.30	738.15	937.65	1378.65	782.25	1176.00	1389.15	
1-1/2" Diameter													
AP531  1-1/2" Diameter Straight Standoffs Square Ends	12"	579.60	623.70	623.70	623.70	520.80	520.80	373.80	498.75	781.20	400.05	649.95	724.50
	18"	614.25	655.20	655.20	655.20	543.90	543.90	388.50	518.70	812.70	416.85	677.25	767.55
	24"	647.85	688.80	688.80	688.80	563.85	563.85	403.20	539.70	844.20	431.55	704.55	807.45
	36"	702.45	746.55	746.55	746.55	623.70	623.70	447.30	597.45	933.45	479.85	780.15	876.75
	48"	798.00	820.05	820.05	820.05	732.90	732.90	523.95	703.50	1099.35	563.85	915.60	997.50
	60"	870.45	893.55	893.55	893.55	783.30	783.30	560.70	751.80	1176.00	604.80	979.65	1088.85
	72"	941.85	967.05	967.05	967.05	835.80	835.80	597.45	802.20	1252.65	642.60	1043.70	1177.05
84"	1080.45	1102.50	1102.50	1102.50	924.00	924.00	662.55	887.25	1387.05	711.90	1156.05	1349.25	
AP532  1-1/2" Diameter Straight Standoffs Radius Ends	12"	618.45	662.55	662.55	662.55	558.60	558.60	412.65	537.60	820.05	438.90	688.80	763.35
	18"	653.10	694.05	694.05	694.05	582.75	582.75	427.35	556.50	851.55	455.70	715.05	806.40
	24"	685.65	726.60	726.60	726.60	600.60	600.60	442.05	578.55	882.00	470.40	742.35	846.30
	36"	740.25	784.35	784.35	784.35	662.55	662.55	485.10	636.30	972.30	518.70	817.95	915.60
	48"	836.85	856.80	856.80	856.80	770.70	770.70	561.75	741.30	1137.15	600.60	953.40	1036.35
	60"	909.30	932.40	932.40	932.40	822.15	822.15	598.50	790.65	1214.85	642.60	1018.50	1127.70
	72"	980.70	1004.85	1004.85	1004.85	874.65	874.65	636.30	840.00	1290.45	681.45	1081.50	1215.90
84"	1119.30	1140.30	1140.30	1140.30	962.85	962.85	699.30	925.05	1425.90	750.75	1193.85	1388.10	



NEW AP SERIES ARCHITECTURAL PULLS

AP500 SERIES: BLACK ANODIZED GRIP PULLS

Family	OA Size	605/606	609	611/612	613	613E	622	628	629	316P	630	316S	Special Finish
1-1/2" Diameter													
AP533  1-1/2" Diameter Offset Standoffs Square Ends	12"	618.45	662.55	662.55	662.55	558.60	558.60	412.65	537.60	820.05	438.90	688.80	763.35
	18"	653.10	694.05	694.05	694.05	582.75	582.75	427.35	556.50	851.55	455.70	715.05	806.40
	24"	685.65	726.60	726.60	726.60	600.60	600.60	442.05	578.55	882.00	470.40	742.35	846.30
	36"	740.25	784.35	784.35	784.35	662.55	662.55	485.10	636.30	972.30	518.70	817.95	915.60
	48"	836.85	856.80	856.80	856.80	770.70	770.70	561.75	741.30	1137.15	600.60	953.40	1036.35
	60"	909.30	932.40	932.40	932.40	822.15	822.15	598.50	790.65	1214.85	642.60	1018.50	1127.70
	72"	980.70	1004.85	1004.85	1004.85	874.65	874.65	636.30	840.00	1290.45	681.45	1081.50	1215.90
84"	1119.30	1140.30	1140.30	1140.30	962.85	962.85	699.30	925.05	1425.90	750.75	1193.85	1388.10	
AP534  1-1/2" Diameter Offset Standoffs Radius Ends	12"	656.25	699.30	699.30	699.30	597.45	597.45	451.50	576.45	856.80	477.75	726.60	802.20
	18"	691.95	732.90	732.90	732.90	620.55	620.55	466.20	595.35	890.40	494.55	753.90	845.25
	24"	724.50	765.45	765.45	765.45	639.45	639.45	480.90	617.40	920.85	509.25	781.20	884.10
	36"	778.05	823.20	823.20	823.20	699.30	699.30	523.95	675.15	1010.10	556.50	855.75	953.40
	48"	875.70	895.65	895.65	895.65	809.55	809.55	599.55	780.15	1176.00	639.45	992.25	1074.15
	60"	948.15	970.20	970.20	970.20	861.00	861.00	637.35	827.40	1252.65	681.45	1057.35	1165.50
	72"	1019.55	1043.70	1043.70	1043.70	912.45	912.45	675.15	878.85	1329.30	719.25	1120.35	1253.70
84"	1158.15	1179.15	1179.15	1179.15	1001.70	1001.70	738.15	963.90	1463.70	788.55	1231.65	1426.95	
AP535  1-1/2" Diameter Straight Standoffs Angled Ends	12"	695.10	738.15	738.15	738.15	636.30	636.30	490.35	614.25	895.65	515.55	765.45	840.00
	18"	728.70	770.70	770.70	770.70	658.35	658.35	505.05	634.20	929.25	532.35	792.75	883.05
	24"	763.35	804.30	804.30	804.30	678.30	678.30	519.75	655.20	959.70	548.10	820.05	922.95
	36"	816.90	862.05	862.05	862.05	738.15	738.15	561.75	712.95	1048.95	595.35	894.60	992.25
	48"	913.50	934.50	934.50	934.50	847.35	847.35	638.40	817.95	1214.85	678.30	1031.10	1111.95
	60"	985.95	1009.05	1009.05	1009.05	898.80	898.80	676.20	866.25	1290.45	719.25	1095.15	1204.35
	72"	1058.40	1081.50	1081.50	1081.50	951.30	951.30	712.95	916.65	1367.10	757.05	1159.20	1292.55
84"	1195.95	1218.00	1218.00	1218.00	1039.50	1039.50	777.00	1002.75	1502.55	826.35	1270.50	1464.75	
AP536  1-1/2" Diameter Offset Standoffs Angled Ends <i>Specify Handing</i>	12"	733.95	777.00	777.00	777.00	675.15	675.15	528.15	653.10	934.50	554.40	804.30	878.85
	18"	767.55	809.55	809.55	809.55	697.20	697.20	541.80	672.00	967.05	570.15	831.60	921.90
	24"	802.20	842.10	842.10	842.10	717.15	717.15	557.55	694.05	997.50	585.90	856.80	961.80
	36"	854.70	900.90	900.90	900.90	777.00	777.00	599.55	751.80	1087.80	634.20	933.45	1031.10
	48"	952.35	973.35	973.35	973.35	885.15	885.15	677.25	855.75	1252.65	717.15	1068.90	1150.80
	60"	1023.75	1047.90	1047.90	1047.90	937.65	937.65	714.00	905.10	1329.30	757.05	1132.95	1242.15
	72"	1096.20	1120.35	1120.35	1120.35	990.15	990.15	751.80	954.45	1405.95	795.90	1197.00	1330.35
84"	1234.80	1256.85	1256.85	1256.85	1078.35	1078.35	815.85	1040.55	1541.40	865.20	1308.30	1503.60	



NEW AP SERIES ARCHITECTURAL PULLS

AP600 SERIES: LEATHER WRAPPED LADDER PULLS



PRICE ADDERS - LIST PRICE PER PULL

Mounting Types/Pull		Door Thickness		MidPost	
E	Standard	0 • Custom	32.85	P	94.50
G	27.30	1 • 3/8"	No Charge	Leather Wrapped	
J	27.30	2 • 1/2"	No Charge	All Standard Colors Same Price	
L	98.70	3 • 1-3/8"	No Charge	B	Black
M	98.70	4 • 1-3/4"	No Charge	D	Dark Brown
N	63.00	5 • 2"	No Charge	T	Light Brown
		6 • 2-1/4"	13.15		
		7 • 2-1/2"	13.15		
		8 • 3"	13.15		

Family	OA Size	605/606	609	611/612	613	613E	622	628	629	316P	630	316S	Special Finishes
1" Diameter													
AP611 1" Diameter Straight Standoffs Square Ends Leather Wrapped	12"	1124.55	1161.30	1161.30	1161.30	877.80	877.80	815.85	892.50	1161.30	824.25	1071.00	1083.60
	18"	1285.20	1323.00	1323.00	1323.00	1041.60	1041.60	970.20	1060.50	1376.55	979.65	1273.65	1278.90
	24"	1581.30	1622.25	1622.25	1622.25	1334.55	1334.55	1254.75	1359.75	1768.20	1264.20	1644.30	1608.60
	36"	2173.50	2219.70	2219.70	2219.70	1919.40	1919.40	1824.90	1963.50	2551.50	1834.35	2385.60	2268.00
	48"	2226.00	2277.45	2277.45	2277.45	1986.60	1986.60	1846.95	2028.60	2636.55	1886.85	2451.75	2388.75
	60"	2867.55	2920.05	2920.05	2920.05	2613.45	2613.45	2462.25	2677.50	3479.70	2504.25	3253.95	3073.35
	72"	2904.30	2958.90	2958.90	2958.90	2658.60	2658.60	2497.95	2717.40	3533.25	2536.80	3298.05	3152.10
	96"	3274.95	3332.70	3332.70	3332.70	3024.00	3024.00	2856.00	3096.45	4023.60	2894.85	3763.20	3566.85
AP612 1" Diameter Straight Standoffs Radius Ends Leather Wrapped	12"	1160.25	1197.00	1197.00	1197.00	912.45	912.45	851.55	928.20	1197.00	859.95	1106.70	1119.30
	18"	1320.90	1358.70	1358.70	1358.70	1076.25	1076.25	1005.90	1095.15	1412.25	1015.35	1309.35	1313.55
	24"	1617.00	1657.95	1657.95	1657.95	1370.25	1370.25	1290.45	1395.45	1803.90	1299.90	1678.95	1644.30
	36"	2208.15	2254.35	2254.35	2254.35	1955.10	1955.10	1860.60	1998.15	2587.20	1870.05	2421.30	2303.70
	48"	2261.70	2313.15	2313.15	2313.15	2022.30	2022.30	1882.65	2064.30	2672.25	1922.55	2487.45	2424.45
	60"	2902.20	2955.75	2955.75	2955.75	2649.15	2649.15	2497.95	2713.20	3515.40	2539.95	3289.65	3109.05
	72"	2940.00	2993.55	2993.55	2993.55	2694.30	2694.30	2533.65	2753.10	3567.90	2572.50	3333.75	3187.80
	96"	3310.65	3367.35	3367.35	3367.35	3059.70	3059.70	2891.70	3132.15	4059.30	2929.50	3798.90	3602.55
AP613 1" Diameter Offset Standoffs Square Ends Leather Wrapped	12"	1160.25	1197.00	1197.00	1197.00	912.45	912.45	851.55	928.20	1197.00	859.95	1106.70	1119.30
	18"	1225.35	1358.70	1358.70	1358.70	1076.25	1076.25	1005.90	1095.15	1412.25	1015.35	1309.35	1313.55
	24"	1499.40	1657.95	1657.95	1657.95	1370.25	1370.25	1290.45	1395.45	1803.90	1299.90	1678.95	1644.30
	36"	2047.50	2254.35	2254.35	2254.35	1955.10	1955.10	1860.60	1998.15	2587.20	1870.05	2421.30	2303.70
	48"	2096.85	2313.15	2313.15	2313.15	2022.30	2022.30	1882.65	2064.30	2672.25	1922.55	2487.45	2424.45
	60"	2690.10	2955.75	2955.75	2955.75	2649.15	2649.15	2497.95	2713.20	3515.40	2539.95	3289.65	3109.05
	72"	2723.70	2993.55	2993.55	2993.55	2694.30	2694.30	2533.65	2753.10	3567.90	2572.50	3333.75	3187.80
	96"	3068.10	3367.35	3367.35	3367.35	3059.70	3059.70	2891.70	3132.15	4059.30	2929.50	3798.90	3602.55
AP614 1" Diameter Offset Standoffs Radius Ends Leather Wrapped	12"	1194.90	1231.65	1231.65	1231.65	948.15	948.15	887.25	963.90	1231.65	895.65	1142.40	1155.00
	18"	1356.60	1394.40	1394.40	1394.40	1111.95	1111.95	1041.60	1130.85	1447.95	1051.05	1345.05	1349.25
	24"	1651.65	1693.65	1693.65	1693.65	1404.90	1404.90	1326.15	1431.15	1839.60	1335.60	1714.65	1678.95
	36"	2243.85	2290.05	2290.05	2290.05	1990.80	1990.80	1896.30	2033.85	2622.90	1905.75	2457.00	2339.40
	48"	2297.40	2348.85	2348.85	2348.85	2058.00	2058.00	1918.35	2098.95	2707.95	1958.25	2523.15	2460.15
	60"	2937.90	2991.45	2991.45	2991.45	2684.85	2684.85	2533.65	2748.90	3550.05	2575.65	3325.35	3144.75
	72"	2974.65	3029.25	3029.25	3029.25	2728.95	2728.95	2569.35	2788.80	3603.60	2608.20	3369.45	3223.50
	96"	3346.35	3403.05	3403.05	3403.05	3095.40	3095.40	2927.40	3166.80	4095.00	2965.20	3834.60	3638.25
96"	3381.00	3442.95	3442.95	3442.95	3141.60	3141.60	2961.00	3209.85	4151.70	2999.85	3878.70	3719.10	



NEW AP SERIES ARCHITECTURAL PULLS

AP600 SERIES: LEATHER WRAPPED LADDER PULLS

Family	OA Size	605/606	609	611/612	613	613E	622	628	629	316P	630	316S	Special Finishes
1" Diameter													
AP615 1" Diameter Straight Standoffs Angled Ends Leather Wrapped	12"	1230.60	1267.35	1267.35	1267.35	983.85	983.85	922.95	999.60	1267.35	930.30	1177.05	1190.70
	18"	1392.30	1430.10	1430.10	1430.10	1147.65	1147.65	1076.25	1166.55	1483.65	1085.70	1380.75	1384.95
	24"	1687.35	1729.35	1729.35	1729.35	1440.60	1440.60	1361.85	1466.85	1875.30	1371.30	1750.35	1714.65
	36"	2279.55	2325.75	2325.75	2325.75	2025.45	2025.45	1932.00	2069.55	2658.60	1941.45	2491.65	2375.10
	48"	2333.10	2384.55	2384.55	2384.55	2093.70	2093.70	1953.00	2134.65	2743.65	1993.95	2558.85	2495.85
	60"	2973.60	3027.15	3027.15	3027.15	2719.50	2719.50	2569.35	2783.55	3585.75	2610.30	3361.05	3180.45
	72"	3010.35	3064.95	3064.95	3064.95	2764.65	2764.65	2605.05	2824.50	3639.30	2643.90	3404.10	3258.15
	84"	3382.05	3438.75	3438.75	3438.75	3130.05	3130.05	2963.10	3202.50	4130.70	3000.90	3869.25	3673.95
	96"	3416.70	3478.65	3478.65	3478.65	3177.30	3177.30	2996.70	3245.55	4187.40	3035.55	3914.40	3754.80
AP616 1" Diameter Offset Standoffs Angled Ends Leather Wrapped Specify Handing	12"	1266.30	1303.05	1303.05	1303.05	1019.55	1019.55	957.60	1035.30	1303.05	966.00	1212.75	1226.40
	18"	1428.00	1465.80	1465.80	1465.80	1183.35	1183.35	1111.95	1202.25	1519.35	1121.40	1416.45	1420.65
	24"	1723.05	1765.05	1765.05	1765.05	1476.30	1476.30	1397.55	1502.55	1911.00	1407.00	1786.05	1750.35
	36"	2315.25	2361.45	2361.45	2361.45	2061.15	2061.15	1967.70	2105.25	2694.30	1977.15	2527.35	2410.80
	48"	2368.80	2420.25	2420.25	2420.25	2129.40	2129.40	1988.70	2170.35	2779.35	2029.65	2594.55	2531.55
	60"	3009.30	3062.85	3062.85	3062.85	2755.20	2755.20	2605.05	2819.25	3621.45	2646.00	3396.75	3216.15
	72"	3046.05	3100.65	3100.65	3100.65	2800.35	2800.35	2640.75	2860.20	3675.00	2679.60	3439.80	3293.85
	84"	3417.75	3474.45	3474.45	3474.45	3165.75	3165.75	2998.80	3238.20	4166.40	3036.60	3904.95	3709.65
	96"	3452.40	3513.30	3513.30	3513.30	3211.95	3211.95	3032.40	3281.25	4223.10	3071.25	3950.10	3790.50
1-1/4" Diameter													
AP621 1-1/4" Diameter Straight Standoffs Square Ends Leather Wrapped	12"	1144.50	1181.25	1181.25	1181.25	895.65	895.65	828.45	910.35	1182.30	838.95	1119.30	1117.20
	18"	1305.15	1345.05	1345.05	1345.05	1058.40	1058.40	983.85	1078.35	1400.70	994.35	1292.55	1311.45
	24"	1601.25	1642.20	1642.20	1642.20	1352.40	1352.40	1270.50	1380.75	1793.40	1279.95	1663.20	1641.15
	36"	2260.65	2306.85	2306.85	2306.85	2002.35	2002.35	1904.70	2049.60	2663.85	1913.10	2487.45	2367.75
	48"	2584.05	2634.45	2634.45	2634.45	2326.80	2326.80	2186.10	2380.35	3095.40	2223.90	2889.60	2755.20
	60"	2888.55	2942.10	2942.10	2942.10	2631.30	2631.30	2479.05	2691.15	3499.65	2516.85	3271.80	3102.75
	72"	3125.85	3181.50	3181.50	3181.50	2869.65	2869.65	2706.90	2937.90	3818.85	2744.70	3567.90	3387.30
	84"	3362.10	3421.95	3421.95	3421.95	3108.00	3108.00	2935.80	3181.50	4135.95	2973.60	3865.05	3666.60
	96"	3599.40	3661.35	3661.35	3661.35	3346.35	3346.35	3164.70	3425.10	4452.00	3201.45	4163.25	3948.00
AP622 1-1/4" Diameter Straight Standoffs Radius Ends Leather Wrapped	12"	1180.20	1216.95	1216.95	1216.95	930.30	930.30	864.15	946.05	1218.00	874.65	1155.00	1152.90
	18"	1340.85	1380.75	1380.75	1380.75	1094.10	1094.10	1019.55	1113.00	1436.40	1030.05	1328.25	1347.15
	24"	1636.95	1677.90	1677.90	1677.90	1387.05	1387.05	1305.15	1416.45	1829.10	1315.65	1698.90	1676.85
	36"	2296.35	2342.55	2342.55	2342.55	2038.05	2038.05	1940.40	2085.30	2699.55	1948.80	2523.15	2403.45
	48"	2618.70	2670.15	2670.15	2670.15	2362.50	2362.50	2221.80	2416.05	3130.05	2259.60	2925.30	2790.90
	60"	2924.25	2977.80	2977.80	2977.80	2667.00	2667.00	2514.75	2726.85	3535.35	2552.55	3307.50	3138.45
	72"	3161.55	3217.20	3217.20	3217.20	2905.35	2905.35	2742.60	2973.60	3854.55	2780.40	3603.60	3421.95
	84"	3397.80	3457.65	3457.65	3457.65	3143.70	3143.70	2971.50	3217.20	4170.60	3009.30	3900.75	3702.30
	96"	3635.10	3696.00	3696.00	3696.00	3382.05	3382.05	3200.40	3460.80	4487.70	3237.15	4197.90	3983.70
AP623 1-1/4" Diameter Offset Standoffs Square Ends Leather Wrapped	12"	1180.20	1216.95	1216.95	1216.95	930.30	930.30	864.15	946.05	1218.00	874.65	1155.00	1152.90
	18"	1340.85	1380.75	1380.75	1380.75	1094.10	1094.10	1019.55	1113.00	1436.40	1030.05	1328.25	1347.15
	24"	1636.95	1677.90	1677.90	1677.90	1387.05	1387.05	1305.15	1416.45	1829.10	1315.65	1698.90	1676.85
	36"	2296.35	2342.55	2342.55	2342.55	2038.05	2038.05	1940.40	2085.30	2699.55	1948.80	2523.15	2403.45
	48"	2618.70	2670.15	2670.15	2670.15	2362.50	2362.50	2221.80	2416.05	3130.05	2259.60	2925.30	2790.90
	60"	2924.25	2977.80	2977.80	2977.80	2667.00	2667.00	2514.75	2726.85	3535.35	2552.55	3307.50	3138.45
	72"	3161.55	3217.20	3217.20	3217.20	2905.35	2905.35	2742.60	2973.60	3854.55	2780.40	3603.60	3421.95
	84"	3397.80	3457.65	3457.65	3457.65	3143.70	3143.70	2971.50	3217.20	4170.60	3009.30	3900.75	3702.30
	96"	3635.10	3696.00	3696.00	3696.00	3382.05	3382.05	3200.40	3460.80	4487.70	3237.15	4197.90	3983.70



NEW AP SERIES ARCHITECTURAL PULLS

AP600 SERIES: LEATHER WRAPPED LADDER PULLS

Family	OA Size	605/606	609	611/612	613	613E	622	628	629	316P	630	316S	Special Finishes
1-1/4" Diameter													
AP624 1-1/4" Diameter Offset Standoffs Radius Ends Leather Wrapped	12"	1215.90	1252.65	1252.65	1252.65	966.00	966.00	899.85	981.75	1253.70	910.35	1190.70	1188.60
	18"	1376.55	1416.45	1416.45	1416.45	1129.80	1129.80	1055.25	1148.70	1472.10	1065.75	1363.95	1382.85
	24"	1672.65	1713.60	1713.60	1713.60	1422.75	1422.75	1340.85	1451.10	1864.80	1350.30	1733.55	1712.55
	36"	2332.05	2378.25	2378.25	2378.25	2073.75	2073.75	1976.10	2121.00	2735.25	1984.50	2558.85	2439.15
	48"	2654.40	2705.85	2705.85	2705.85	2398.20	2398.20	2257.50	2451.75	3165.75	2295.30	2961.00	2826.60
	60"	2959.95	3013.50	3013.50	3013.50	2702.70	2702.70	2550.45	2762.55	3571.05	2588.25	3343.20	3174.15
	72"	3197.25	3252.90	3252.90	3252.90	2941.05	2941.05	2778.30	3009.30	3890.25	2816.10	3639.30	3457.65
	84"	3433.50	3493.35	3493.35	3493.35	3179.40	3179.40	3007.20	3252.90	4206.30	3045.00	3936.45	3738.00
AP625 1-1/4" Diameter Straight Standoffs Angled Ends Leather Wrapped	12"	1251.60	1288.35	1288.35	1288.35	1001.70	1001.70	935.55	1017.45	1289.40	946.05	1226.40	1224.30
	18"	1412.25	1451.10	1451.10	1451.10	1165.50	1165.50	1090.95	1184.40	1507.80	1101.45	1399.65	1418.55
	24"	1708.35	1749.30	1749.30	1749.30	1458.45	1458.45	1376.55	1486.80	1900.50	1386.00	1769.25	1748.25
	36"	2367.75	2413.95	2413.95	2413.95	2109.45	2109.45	2011.80	2156.70	2770.95	2020.20	2594.55	2474.85
	48"	2690.10	2741.55	2741.55	2741.55	2433.90	2433.90	2293.20	2487.45	3201.45	2331.00	2996.70	2862.30
	60"	2995.65	3048.15	3048.15	3048.15	2737.35	2737.35	2586.15	2798.25	3606.75	2623.95	3378.90	3209.85
	72"	3232.95	3288.60	3288.60	3288.60	2976.75	2976.75	2814.00	3045.00	3925.95	2851.80	3675.00	3493.35
	84"	3468.15	3529.05	3529.05	3529.05	3215.10	3215.10	3042.90	3288.60	4242.00	3080.70	3972.15	3773.70
AP626 1-1/4" Diameter Offset Standoffs Angled Ends Leather Wrapped <i>Specify Handing</i>	12"	1286.25	1323.00	1323.00	1323.00	1037.40	1037.40	971.25	1053.15	1325.10	981.75	1262.10	1258.95
	18"	1447.95	1486.80	1486.80	1486.80	1201.20	1201.20	1126.65	1220.10	1542.45	1137.15	1435.35	1454.25
	24"	1743.00	1785.00	1785.00	1785.00	1494.15	1494.15	1412.25	1522.50	1936.20	1421.70	1804.95	1783.95
	36"	2403.45	2449.65	2449.65	2449.65	2144.10	2144.10	2047.50	2192.40	2806.65	2055.90	2630.25	2509.50
	48"	2725.80	2777.25	2777.25	2777.25	2469.60	2469.60	2328.90	2523.15	3237.15	2366.70	3032.40	2898.00
	60"	3031.35	3083.85	3083.85	3083.85	2773.05	2773.05	2621.85	2833.95	3641.40	2659.65	3414.60	3245.55
	72"	3268.65	3324.30	3324.30	3324.30	3011.40	3011.40	2849.70	3080.70	3960.60	2887.50	3710.70	3529.05
	84"	3503.85	3564.75	3564.75	3564.75	3250.80	3250.80	3078.60	3324.30	4277.70	3116.40	4007.85	3809.40
96"	3741.15	3803.10	3803.10	3803.10	3489.15	3489.15	3307.50	3566.85	4594.80	3344.25	4305.00	4090.80	
1-1/2" Diameter													
AP631 1-1/2" Diameter Straight Standoffs Square Ends Leather Wrapped	12"	1157.10	1194.90	1194.90	1194.90	917.70	917.70	838.95	932.40	1210.65	854.70	1110.90	1156.05
	18"	1318.80	1358.70	1358.70	1358.70	1080.45	1080.45	994.35	1098.30	1426.95	1010.10	1312.50	1352.40
	24"	1613.85	1657.95	1657.95	1657.95	1373.40	1373.40	1279.95	1399.65	1818.60	1294.65	1684.20	1681.05
	36"	2275.35	2324.70	2324.70	2324.70	2024.40	2024.40	1913.10	2069.55	2690.10	1930.95	2509.50	2407.65
	48"	2599.80	2652.30	2652.30	2652.30	2348.85	2348.85	2195.55	2400.30	3120.60	2239.65	2910.60	2791.95
	60"	2905.35	2959.95	2959.95	2959.95	2650.20	2650.20	2487.45	2712.15	3524.85	2532.60	3290.70	3138.45
	72"	3143.70	3200.40	3200.40	3200.40	2888.55	2888.55	2717.40	2954.70	3840.90	2760.45	3588.90	3420.90
	84"	3382.05	3440.85	3440.85	3440.85	3126.90	3126.90	2945.25	3198.30	4156.95	2988.30	3885.00	3700.20
AP632 1-1/2" Diameter Straight Standoffs Radius Ends Leather Wrapped	12"	1192.80	1230.60	1230.60	1230.60	953.40	953.40	874.65	967.05	1246.35	890.40	1146.60	1191.75
	18"	1354.50	1394.40	1394.40	1394.40	1116.15	1116.15	1030.05	1134.00	1462.65	1045.80	1348.20	1387.05
	24"	1649.55	1693.65	1693.65	1693.65	1409.10	1409.10	1315.65	1435.35	1854.30	1330.35	1719.90	1715.70
	36"	2311.05	2360.40	2360.40	2360.40	2060.10	2060.10	1948.80	2105.25	2725.80	1966.65	2545.20	2443.35
	48"	2635.50	2688.00	2688.00	2688.00	2384.55	2384.55	2231.25	2436.00	3156.30	2275.35	2946.30	2827.65
	60"	2941.05	2995.65	2995.65	2995.65	2685.90	2685.90	2523.15	2746.80	3559.50	2568.30	3326.40	3174.15
	72"	3179.40	3236.10	3236.10	3236.10	2924.25	2924.25	2753.10	2990.40	3876.60	2796.15	3624.60	3456.60
	84"	3417.75	3476.55	3476.55	3476.55	3162.60	3162.60	2980.95	3234.00	4192.65	3024.00	3920.70	3735.90
96"	3654.00	3718.05	3718.05	3718.05	3402.00	3402.00	3208.80	3479.70	4512.90	3253.95	4218.90	4019.40	



NEW AP SERIES ARCHITECTURAL PULLS


AP600 SERIES: LEATHER WRAPPED LADDER PULLS

Family	OA Size	605/606	609	611/612	613	613E	622	628	629	316P	630	316S	Special Finishes
1-1/2" Diameter													
AP633 1-1/2" Diameter Offset Standoffs Square Ends Leather Wrapped	12"	1192.80	1230.60	1230.60	1230.60	953.40	953.40	874.65	967.05	1246.35	890.40	1146.60	1191.75
	18"	1354.50	1394.40	1394.40	1394.40	1116.15	1116.15	1030.05	1134.00	1462.65	1045.80	1348.20	1387.05
	24"	1649.55	1693.65	1693.65	1693.65	1409.10	1409.10	1315.65	1435.35	1854.30	1330.35	1719.90	1715.70
	36"	2311.05	2360.40	2360.40	2360.40	2060.10	2060.10	1948.80	2105.25	2725.80	1966.65	2545.20	2443.35
	48"	2635.50	2688.00	2688.00	2688.00	2384.55	2384.55	2231.25	2436.00	3156.30	2275.35	2946.30	2827.65
	60"	2941.05	2995.65	2995.65	2995.65	2685.90	2685.90	2523.15	2746.80	3559.50	2568.30	3326.40	3174.15
	72"	3179.40	3236.10	3236.10	3236.10	2924.25	2924.25	2753.10	2990.40	3876.60	2796.15	3624.60	3456.60
	84"	3417.75	3476.55	3476.55	3476.55	3162.60	3162.60	2980.95	3234.00	4192.65	3024.00	3920.70	3735.90
AP634 1-1/2" Diameter Offset Standoffs Radius Ends Leather Wrapped	12"	1228.50	1266.30	1266.30	1266.30	989.10	989.10	910.35	1002.75	1282.05	926.10	1182.30	1227.45
	18"	1390.20	1430.10	1430.10	1430.10	1151.85	1151.85	1065.75	1169.70	1498.35	1081.50	1383.90	1422.75
	24"	1685.25	1729.35	1729.35	1729.35	1444.80	1444.80	1350.30	1471.05	1888.95	1366.05	1755.60	1751.40
	36"	2346.75	2396.10	2396.10	2396.10	2095.80	2095.80	1984.50	2140.95	2761.50	2002.35	2580.90	2479.05
	48"	2671.20	2723.70	2723.70	2723.70	2420.25	2420.25	2266.95	2471.70	3192.00	2311.05	2982.00	2863.35
	60"	2976.75	3031.35	3031.35	3031.35	2721.60	2721.60	2558.85	2782.50	3595.20	2604.00	3362.10	3209.85
	72"	3215.10	3271.80	3271.80	3271.80	2959.95	2959.95	2788.80	3026.10	3912.30	2831.85	3659.25	3492.30
	84"	3453.45	3512.25	3512.25	3512.25	3198.30	3198.30	3016.65	3269.70	4228.35	3059.70	3956.40	3771.60
AP635 1-1/2" Diameter Straight Standoffs Angled Ends Leather Wrapped	12"	1264.20	1302.00	1302.00	1302.00	1024.80	1024.80	946.05	1038.45	1317.75	961.80	1218.00	1263.15
	18"	1425.90	1465.80	1465.80	1465.80	1186.50	1186.50	1101.45	1204.35	1533.00	1117.20	1419.60	1458.45
	24"	1720.95	1765.05	1765.05	1765.05	1480.50	1480.50	1386.00	1505.70	1924.65	1401.75	1791.30	1787.10
	36"	2381.40	2431.80	2431.80	2431.80	2131.50	2131.50	2020.20	2176.65	2797.20	2038.05	2616.60	2514.75
	48"	2706.90	2759.40	2759.40	2759.40	2454.90	2454.90	2302.65	2507.40	3227.70	2346.75	3017.70	2899.05
	60"	3011.40	3066.00	3066.00	3066.00	2756.25	2756.25	2594.55	2818.20	3630.90	2639.70	3397.80	3245.55
	72"	3250.80	3307.50	3307.50	3307.50	2995.65	2995.65	2824.50	3061.80	3948.00	2867.55	3694.95	3528.00
	84"	3489.15	3547.95	3547.95	3547.95	3234.00	3234.00	3052.35	3305.40	4264.05	3095.40	3992.10	3807.30
AP636 1-1/2" Diameter Offset Standoffs Angled Ends Leather Wrapped <i>Specify Handing</i>	12"	1299.90	1337.70	1337.70	1337.70	1060.50	1060.50	981.75	1074.15	1353.45	997.50	1253.70	1298.85
	18"	1461.60	1501.50	1501.50	1501.50	1222.20	1222.20	1137.15	1240.05	1568.70	1152.90	1455.30	1494.15
	24"	1756.65	1800.75	1800.75	1800.75	1516.20	1516.20	1421.70	1541.40	1960.35	1437.45	1827.00	1822.80
	36"	2417.10	2467.50	2467.50	2467.50	2167.20	2167.20	2055.90	2212.35	2832.90	2073.75	2652.30	2550.45
	48"	2742.60	2795.10	2795.10	2795.10	2490.60	2490.60	2338.35	2543.10	3263.40	2381.40	3053.40	2934.75
	60"	3047.10	3101.70	3101.70	3101.70	2791.95	2791.95	2630.25	2853.90	3666.60	2675.40	3433.50	3281.25
	72"	3285.45	3343.20	3343.20	3343.20	3031.35	3031.35	2860.20	3097.50	3983.70	2902.20	3730.65	3563.70
	84"	3524.85	3583.65	3583.65	3583.65	3269.70	3269.70	3088.05	3340.05	4298.70	3130.05	4027.80	3841.95
96"	3760.05	3824.10	3824.10	3824.10	3509.10	3509.10	3315.90	3585.75	4620.00	3361.05	4324.95	4126.50	



NEW AP SERIES ARCHITECTURAL PULLS

AP700 SERIES: SQUARE & RECTANGULAR PULLS



PRICE ADDERS - LIST PRICE PER PULL







Mounting Types/Pull		Door Thickness		MidPost	
E	Standard	0 • Custom	32.85	P	94.50
G	27.30	1 • 3/8"	No Charge		
J	27.30	2 • 1/2"	No Charge		
L	98.70	3 • 1-3/8"	No Charge		
M	98.70	4 • 1-3/4"	No Charge		
N	63.00	5 • 2"	No Charge		
		6 • 2-1/4"	13.15		
		7 • 2-1/2"	13.15		
		8 • 3"	13.15		

Family	OA Size	605/606	609	611/612	612E	613	613E	622	628	629	630	Special Finishes
3/4" x 3/4" Square												
AP711 3/4" Square Bridge Posts	12"	634.20	634.20	634.20	488.25	634.20	488.25	488.25	333.90	427.35	369.60	761.25
	18"	624.75	624.75	624.75	498.75	624.75	498.75	498.75	348.60	428.40	383.25	748.65
	24"	660.45	660.45	660.45	528.15	660.45	528.15	528.15	372.75	462.00	411.60	792.75
	36"	735.00	735.00	735.00	586.95	735.00	586.95	586.95	427.35	528.15	471.45	880.95
	48"	807.45	807.45	807.45	646.80	807.45	646.80	646.80	479.85	593.25	529.20	969.15
AP712 3/4" Square End Posts	12"	450.45	450.45	450.45	360.15	450.45	360.15	360.15	260.40	320.25	287.70	540.75
	18"	516.60	516.60	516.60	412.65	516.60	412.65	412.65	287.70	353.85	317.10	619.50
	24"	579.60	579.60	579.60	465.15	579.60	465.15	465.15	313.95	387.45	346.50	695.10
	36"	656.25	656.25	656.25	525.00	656.25	525.00	525.00	369.60	455.70	408.45	788.55
	48"	732.90	732.90	732.90	584.85	732.90	584.85	584.85	425.25	525.00	468.30	878.85
AP721 1" Square Bridge Posts	12"	715.05	715.05	715.05	551.25	715.05	551.25	551.25	371.70	476.70	408.45	859.95
	18"	743.40	743.40	743.40	573.30	743.40	573.30	573.30	400.05	512.40	441.00	893.55
	24"	771.75	771.75	771.75	595.35	771.75	595.35	595.35	429.45	550.20	472.50	925.05
	36"	856.80	856.80	856.80	660.45	856.80	660.45	660.45	490.35	627.90	540.75	1030.05
	48"	940.80	940.80	940.80	724.50	940.80	724.50	724.50	548.10	702.45	605.85	1129.80
AP722 1" Square End Posts	12"	568.05	568.05	568.05	438.90	568.05	438.90	438.90	308.70	393.75	340.20	682.50
	18"	627.90	627.90	627.90	484.05	627.90	484.05	484.05	338.10	430.50	372.75	753.90
	24"	684.60	684.60	684.60	527.10	684.60	527.10	527.10	369.60	471.45	407.40	822.15
	36"	773.85	773.85	773.85	595.35	773.85	595.35	595.35	429.45	549.15	472.50	929.25
	48"	856.80	856.80	856.80	660.45	856.80	660.45	660.45	490.35	626.85	540.75	1030.05
AP731 1-1/4" Square Bridge Posts	12"	794.85	794.85	794.85	613.20	794.85	613.20	613.20	407.40	521.85	447.30	954.45
	18"	811.65	811.65	811.65	625.80	811.65	625.80	625.80	438.90	563.85	484.05	975.45
	24"	827.40	827.40	827.40	638.40	827.40	638.40	638.40	469.35	600.60	516.60	994.35
	36"	920.85	920.85	920.85	710.85	920.85	710.85	710.85	532.35	684.60	589.05	1103.55
	48"	1008.00	1008.00	1008.00	777.00	1008.00	777.00	777.00	594.30	761.25	656.25	1208.55
AP732 1-1/4" Square End Posts	12"	648.90	648.90	648.90	498.75	648.90	498.75	498.75	343.35	441.00	379.05	777.00
	18"	696.15	696.15	696.15	537.60	696.15	537.60	537.60	376.95	480.90	413.70	835.80
	24"	741.30	741.30	741.30	571.20	741.30	571.20	571.20	408.45	521.85	449.40	890.40
	36"	835.80	835.80	835.80	643.65	835.80	643.65	643.65	472.50	605.85	521.85	1002.75
	48"	924.00	924.00	924.00	712.95	924.00	712.95	712.95	537.60	685.65	593.25	1109.85
	60"	1138.20	1138.20	1138.20	876.75	1138.20	876.75	876.75	684.60	855.75	754.95	1365.00



NEW AP SERIES ARCHITECTURAL PULLS







AP700 SERIES: SQUARE & RECTANGULAR PULLS

Family	OA Size	605/606	609	611/612	612E	613	613E	622	628	629	630	Special Finishes
1/2" x 1-1/4" Rectangular												
Notes: (F) Face, (D) Depth												
AP751  1/2" (F) x 1-1/4" (D) Rectangular Bridge Posts	12"	618.45	618.45	618.45	476.70	618.45	476.70	476.70	331.80	425.25	367.50	741.30
	18"	783.30	783.30	783.30	604.80	783.30	604.80	604.80	433.65	558.60	479.85	940.80
	24"	948.15	948.15	948.15	727.65	948.15	727.65	727.65	538.65	688.80	593.25	1138.20
	36"	1239.00	1239.00	1239.00	954.45	1239.00	954.45	954.45	741.30	951.30	820.05	1487.85
	48"	1533.00	1533.00	1533.00	1181.25	1533.00	1181.25	1181.25	946.05	1215.90	1046.85	1840.65
60"	1723.05	1723.05	1723.05	1327.20	1723.05	1327.20	1327.20	1079.40	1365.00	1191.75	2067.45	
AP752  1/2" (F) x 1-1/4" (D) Rectangular End Posts	12"	543.90	543.90	543.90	418.95	543.90	418.95	418.95	279.30	358.05	308.70	653.10
	18"	688.80	688.80	688.80	529.20	688.80	529.20	529.20	382.20	490.35	421.05	826.35
	24"	835.80	835.80	835.80	643.65	835.80	643.65	643.65	485.10	620.55	536.55	1003.80
	36"	1166.55	1166.55	1166.55	895.65	1166.55	895.65	895.65	689.85	885.15	762.30	1398.60
	48"	1452.15	1452.15	1452.15	1119.30	1452.15	1119.30	1119.30	894.60	1278.90	989.10	1744.05
60"	1643.25	1643.25	1643.25	1265.25	1643.25	1265.25	1265.25	1026.90	1433.25	1132.95	1970.85	
AP753  1-1/4" (F) x 1/2" (D) Rectangular Bridge Posts	12"	618.45	618.45	618.45	476.70	618.45	476.70	476.70	331.80	425.25	367.50	741.30
	18"	783.30	783.30	783.30	604.80	783.30	604.80	604.80	433.65	558.60	479.85	940.80
	24"	948.15	948.15	948.15	727.65	948.15	727.65	727.65	538.65	688.80	593.25	1138.20
	36"	1239.00	1239.00	1239.00	954.45	1239.00	954.45	954.45	741.30	951.30	820.05	1487.85
	48"	1533.00	1533.00	1533.00	1181.25	1533.00	1181.25	1181.25	946.05	1215.90	1046.85	1840.65
60"	1723.05	1723.05	1723.05	1327.20	1723.05	1327.20	1327.20	1079.40	1365.00	1191.75	2067.45	
AP754  1-1/4" (F) x 1/2" (D) Rectangular End Posts	12"	543.90	543.90	543.90	418.95	543.90	418.95	418.95	279.30	358.05	308.70	653.10
	18"	688.80	688.80	688.80	529.20	688.80	529.20	529.20	382.20	490.35	421.05	826.35
	24"	835.80	835.80	835.80	643.65	835.80	643.65	643.65	485.10	620.55	536.55	1003.80
	36"	1166.55	1166.55	1166.55	895.65	1166.55	895.65	895.65	689.85	885.15	762.30	1398.60
	48"	1452.15	1452.15	1452.15	1119.30	1452.15	1119.30	1119.30	894.60	1278.90	989.10	1744.05
60"	1643.25	1643.25	1643.25	1265.25	1643.25	1265.25	1265.25	1026.90	1433.25	1132.95	1970.85	
1" x 1-1/2" Rectangular												
Notes: (F) Face, (D) Depth												
AP761  1" (F) x 1-1/2" (D) Rectangular Bridge Posts	12"	689.85	689.85	689.85	530.25	689.85	530.25	530.25	372.75	476.70	410.55	827.40
	18"	876.75	876.75	876.75	676.20	876.75	676.20	676.20	486.15	623.70	537.60	1052.10
	24"	1060.50	1060.50	1060.50	816.90	1060.50	816.90	816.90	599.55	770.70	662.55	1271.55
	36"	1387.05	1387.05	1387.05	1068.90	1387.05	1068.90	1068.90	827.40	1063.65	915.60	1664.25
	48"	1712.55	1712.55	1712.55	1319.85	1712.55	1319.85	1319.85	1058.40	1357.65	1168.65	2055.90
60"	1926.75	1926.75	1926.75	1483.65	1926.75	1483.65	1483.65	1207.50	1527.75	1332.45	2311.05	
AP762  1" (F) x 1-1/2" (D) Rectangular End Posts	12"	607.95	607.95	607.95	467.25	607.95	467.25	467.25	312.90	400.05	344.40	731.85
	18"	770.70	770.70	770.70	594.30	770.70	594.30	594.30	428.40	548.10	471.45	924.00
	24"	934.50	934.50	934.50	719.25	934.50	719.25	719.25	541.80	695.10	597.45	1121.40
	36"	1303.05	1303.05	1303.05	1003.80	1303.05	1003.80	1003.80	771.75	990.15	851.55	1562.40
	48"	1624.35	1624.35	1624.35	1250.55	1624.35	1250.55	1250.55	1000.65	1432.20	1105.65	1950.90
60"	1838.55	1838.55	1838.55	1415.40	1838.55	1415.40	1415.40	1148.70	1602.30	1269.45	2205.00	



NEW AP SERIES ARCHITECTURAL PULLS

AP700 SERIES: SQUARE & RECTANGULAR PULLS

Family	OA Size	605/606	609	611/612	612E	613	613E	622	628	629	630	Special Finishes
1" x 1-1/2" Rectangular												
Notes: (F) Face, (D) Depth												
AP763  1-1/2" (F) x 1" (D) Rectangular Bridge Posts	12"	689.85	689.85	689.85	530.25	689.85	530.25	530.25	372.75	476.70	410.55	827.40
	18"	876.75	876.75	876.75	676.20	876.75	676.20	676.20	486.15	623.70	537.60	1052.10
	24"	1060.50	1060.50	1060.50	816.90	1060.50	816.90	816.90	599.55	770.70	662.55	1271.55
	36"	1387.05	1387.05	1387.05	1068.90	1387.05	1068.90	1068.90	827.40	1063.65	915.60	1664.25
	48"	1712.55	1712.55	1712.55	1319.85	1712.55	1319.85	1319.85	1058.40	1357.65	1168.65	2055.90
60"	1926.75	1926.75	1926.75	1483.65	1926.75	1483.65	1483.65	1207.50	1527.75	1332.45	2311.05	
AP764  1-1/2" (F) x 1" (D) Rectangular End Posts	12"	607.95	607.95	607.95	467.25	607.95	467.25	467.25	312.90	400.05	344.40	731.85
	18"	770.70	770.70	770.70	594.30	770.70	594.30	594.30	428.40	548.10	471.45	924.00
	24"	934.50	934.50	934.50	719.25	934.50	719.25	719.25	541.80	695.10	597.45	1121.40
	36"	1303.05	1303.05	1303.05	1003.80	1303.05	1003.80	1003.80	771.75	990.15	851.55	1562.40
	48"	1624.35	1624.35	1624.35	1250.55	1624.35	1250.55	1250.55	1000.65	1432.20	1105.65	1950.90
60"	1838.55	1838.55	1838.55	1415.40	1838.55	1415.40	1415.40	1148.70	1602.30	1269.45	2205.00	
1" x 2" Rectangular												
Notes: (F) Face, (D) Depth												
AP771  1" (F) x 2" (D) Rectangular Bridge Posts	12"	764.40	764.40	764.40	586.95	764.40	586.95	586.95	411.60	527.10	454.65	915.60
	18"	969.15	969.15	969.15	746.55	969.15	746.55	746.55	538.65	688.80	594.30	1164.45
	24"	1171.80	1171.80	1171.80	904.05	1171.80	904.05	904.05	663.60	852.60	732.90	1405.95
	36"	1533.00	1533.00	1533.00	1181.25	1533.00	1181.25	1181.25	916.65	1176.00	1012.20	1840.65
	48"	1895.25	1895.25	1895.25	1458.45	1895.25	1458.45	1458.45	1170.75	1500.45	1292.55	2273.25
60"	2130.45	2130.45	2130.45	1641.15	2130.45	1641.15	1641.15	1333.50	1689.45	1473.15	2554.65	
AP772  1" (F) x 2" (D) Rectangular End Posts	12"	672.00	672.00	672.00	516.60	672.00	516.60	516.60	346.50	442.05	381.15	806.40
	18"	852.60	852.60	852.60	656.25	852.60	656.25	656.25	475.65	605.85	521.85	1022.70
	24"	1033.20	1033.20	1033.20	794.85	1033.20	794.85	794.85	598.50	768.60	660.45	1239.00
	36"	1439.55	1439.55	1439.55	1109.85	1439.55	1109.85	1109.85	852.60	1095.15	940.80	1727.25
	48"	1796.55	1796.55	1796.55	1383.90	1796.55	1383.90	1383.90	1106.70	1583.40	1220.10	2155.65
60"	2029.65	2029.65	2029.65	1563.45	2029.65	1563.45	1563.45	1271.55	1770.30	1403.85	2437.05	
AP773  2" (F) x 1" (D) Rectangular Bridge Posts	12"	764.40	764.40	764.40	586.95	764.40	586.95	586.95	411.60	527.10	454.65	915.60
	18"	969.15	969.15	969.15	746.55	969.15	746.55	746.55	538.65	688.80	594.30	1164.45
	24"	1171.80	1171.80	1171.80	904.05	1171.80	904.05	904.05	663.60	852.60	732.90	1405.95
	36"	1533.00	1533.00	1533.00	1181.25	1533.00	1181.25	1181.25	916.65	1176.00	1012.20	1840.65
	48"	1895.25	1895.25	1895.25	1458.45	1895.25	1458.45	1458.45	1170.75	1500.45	1292.55	2273.25
60"	2130.45	2130.45	2130.45	1641.15	2130.45	1641.15	1641.15	1333.50	1689.45	1473.15	2554.65	
AP774  2" (F) x 1" (D) Rectangular End Posts	12"	672.00	672.00	672.00	516.60	672.00	516.60	516.60	346.50	442.05	381.15	806.40
	18"	852.60	852.60	852.60	656.25	852.60	656.25	656.25	475.65	605.85	521.85	1022.70
	24"	1033.20	1033.20	1033.20	794.85	1033.20	794.85	794.85	598.50	768.60	660.45	1239.00
	36"	1439.55	1439.55	1439.55	1109.85	1439.55	1109.85	1109.85	852.60	1095.15	940.80	1727.25
	48"	1796.55	1796.55	1796.55	1383.90	1796.55	1383.90	1383.90	1106.70	1583.40	1220.10	2155.65
60"	2029.65	2029.65	2029.65	1563.45	2029.65	1563.45	1563.45	1271.55	1770.30	1403.85	2437.05	



NEW AP SERIES ARCHITECTURAL PULLS

APC10: ROUND CLOSET & CABINET PULLS (Formerly 571 SERIES)



Family	OA Size	605/606	611/612	613	613E	622	628	629	630	Special
APC11: 1/2" dia. Round "Ladder" Type Closet or Cabinet Pulls										
APC11 1/2" Dia. Square Ends	4"	84.00	91.35	91.35	50.40	50.40	33.60	44.10	35.70	123.90
	5"	85.05	95.55	95.55	52.50	52.50	35.70	45.15	37.80	128.10
	6"	86.10	96.60	96.60	75.60	75.60	50.40	66.15	51.45	130.20
	8"	93.45	99.75	99.75	85.05	85.05	55.65	74.55	58.80	133.35
	10"	97.65	102.90	102.90	91.35	91.35	60.90	78.75	63.00	139.65
	12"	110.25	119.70	119.70	97.65	97.65	65.10	84.00	67.20	161.70
	18"	144.90	157.50	157.50	105.00	105.00	71.40	93.45	73.50	213.15
	24"	165.90	181.65	181.65	127.05	127.05	84.00	111.30	88.20	244.65
30"	196.35	212.10	212.10	150.15	150.15	97.65	128.10	102.90	284.55	
APC12: 5/8" dia. Round "Ladder" Type Closet or Cabinet Pulls										
APC12 5/8" Dia. Square Ends	4"	111.30	116.55	116.55	73.50	73.50	48.30	63.00	51.45	159.60
	5"	112.35	119.70	119.70	81.90	81.90	53.55	70.35	55.65	161.70
	6"	112.35	121.80	121.80	94.50	94.50	61.95	80.85	65.10	163.80
	8"	114.45	124.95	124.95	97.65	97.65	65.10	84.00	67.20	166.95
	10"	131.25	142.80	142.80	99.75	99.75	66.15	85.05	70.35	193.20
	12"	139.65	151.20	151.20	105.00	105.00	71.40	93.45	73.50	201.60
	18"	193.20	206.85	206.85	139.65	139.65	91.35	119.70	95.55	280.35
	24"	218.40	236.25	236.25	156.45	156.45	103.95	135.45	108.15	318.15
30"	259.35	283.50	283.50	172.20	172.20	112.35	145.95	117.60	383.25	

PRICE ADDERS - LIST PRICE PER PULL

Mounting Types	
E • Thru-bolt	No Charge
G • BTB	\$27.30
J • Concealed	\$27.30

Door Thickness	
0 • Custom	\$32.85
1 • 3/8"	No Charge
2 • 1/2"	No Charge
3 • 1-3/8"	No Charge
4 • 1-3/4"	No Charge
5 • 2"	No Charge
6 • 2-1/4"	\$13.15
7 • 2-1/2"	\$13.15
8 • 3"	\$13.15



NEW AP SERIES ARCHITECTURAL PULLS

APC20: RECTANGULAR CLOSET & CABINET PULLS



Family	Width	Depth	313	335	628	712	Special
APC20: Rectangular Pulls, 9" CTC							
APC21	1/2"	1/2"	67.20	67.20	60.90	73.50	96.60
APC22	3/4"	1/2"	73.50	73.50	67.20	80.85	103.95
APC23	1"	1/2"	80.85	80.85	73.50	86.10	111.30

PRICE ADDERS - LIST PRICE PER PULL

Mounting Types	
E • Thru-bolt	No Charge
G • BTB	\$27.30
J • Concealed	\$27.30

Door Thickness	
0 • Custom	\$32.85
1 • 3/8"	No Charge
2 • 1/2"	No Charge
3 • 1-3/8"	No Charge
4 • 1-3/4"	No Charge
5 • 2"	No Charge
6 • 2-1/4"	\$13.15
7 • 2-1/2"	\$13.15
8 • 3"	\$13.15

APC30: MODERN EDGE PULL



Family	Length	Width	313	335	628	712	Special
APC30: Modern Edge Pulls							
APC30-3	3"	2.5"	38.85	38.85	34.65	40.95	48.30
APC30-4	4"	2.5"	44.10	44.10	39.90	48.30	56.70
APC30-6	6"	2.5"	56.70	56.70	51.45	60.90	72.45
APC30-8	8"	2.5"	68.25	68.25	54.60	73.50	86.10
APC30-10	10"	2.5"	80.85	80.85	63.00	86.10	101.85
APC30-12	12"	2.5"	91.35	91.35	72.45	99.75	115.50
APC30-18	18"	2.5"	128.10	128.10	102.90	140.70	164.85
APC30-24	24"	2.5"	166.95	166.95	133.35	182.70	212.10

PRICE LIST 25 EFFECTIVE JANUARY 20, 2025

















BOXED PRICES ARE GENERALLY STOCKED IN OCEANSIDE AND AVAILABLE FOR QUICK SHIP.
STOCKING LIST FOR OTHER WAREHOUSES ALSO AVAILABLE.



Mastercraft Bronze Notes:








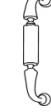

DB - Dark Bronze
SB - Satin Bronze
SNB - Satin Nickel Bronze
612 - Satin Bronze
613 - Oil Rubbed Bronze

Please see Order Acceptance Conditions for Mastercraft Bronze on page iv

TRIMCO	DESCRIPTION	DB	SB	SNB	612	613		710 Cu+	Special Finishes
 Aberdeen X Velazquez	 MasterCraft Bronze Pull Plate 3-1/2" x 14-3/4" Plate 6-1/4" ctc Pull Formerly: 1900 Pull Plate	1308.30	1308.30	1308.30	1308.30	1308.30			
 Aberdeen	MasterCraft Bronze Push Plate 3-1/2" x 14-3/4" Formerly: 1901 Push Plate	746.55	746.55	746.55	746.55	746.55			
 STANLEY	MasterCraft Bronze Push Plate 3-1/2" x 20-1/2" Formerly PART #: 15	781.20	781.20	781.20	781.20	781.20		Quote	Quote
 PIERCE	 Classic Pull Plate 3-1/2" x 20-1/2" Formerly PART #: 16 <u>Note(s):</u>	1075.20	1075.20	1075.20	1075.20	1075.20		Quote	Quote
		BTB application available. Add \$13.65 LIST per location.							
 LAVA	Classic Push Plate 3-5/8" x 20-1/2" Formerly PART #: 17	781.20	781.20	781.20	781.20	781.20		Quote	Quote
 LAVA - CAIRO	 Classic Pull Plate 3-5/8" x 20-1/2" Formerly PART #: 18 <u>Note(s):</u>	1302.00	1302.00	1302.00	1302.00	1302.00		Quote	Quote
		BTB application available. Add \$13.65 LIST per location.							
 35	 Classic Door Pull 12-1/2" ctc <u>Note(s):</u>	1094.10	1094.10	1094.10	1094.10	1094.10		Quote	Quote
		BTB application available. Add \$13.65 LIST per location.							
 WENDELL	MasterCraft Bronze Push Plate 3-3/4" x 15" Formerly PART #: 50	711.90	711.90	711.90	711.90	711.90		Quote	Quote
 WENDELL X1117-1	 MasterCraft Bronze Pull Plate 3-3/4" x 15" x 5" ctc Pull Formerly PART #: 50x1117-1	833.70	833.70	833.70	833.70	833.70		Quote	Quote
















BOXED PRICES ARE GENERALLY STOCKED IN OCEANSIDE AND AVAILABLE FOR QUICK SHIP.
STOCKING LIST FOR OTHER WAREHOUSES ALSO AVAILABLE.

	TRIMCO	DESCRIPTION	605/ 606	613	613E	622	625	626	628	629	630	710 Cu+	Special Finishes
	ROUND BACK PLATES, 1/8" THICK												
	BP1	1" dia. Back Plate, 1/4" dia. hole	22.05	22.05	22.05	28.35	22.05	22.05	22.05	22.05	19.95		31.50
	BP2	1-1/4" dia. Back Plate, 5/16" dia. hole	23.10	23.10	23.10	30.45	23.10	23.10	23.10	23.10	22.05		33.60
	BP3	1-1/2" dia. Back Plate, 5/16" dia. hole	25.20	25.20	25.20	32.55	25.20	25.20	25.20	25.20	23.10		34.65
	BP4	2" dia. Back Plate, 5/16" dia. hole	27.30	27.30	27.30	35.70	27.30	27.30	27.30	27.30	25.20		36.75
	BP5	3/4" dia. Back Plate, 1/4" dia. hole	21.00	21.00	21.00	27.30	21.00	21.00	21.00	21.00	18.90		30.45
	BP6	1" dia. Back Plate, 5/16" dia. hole	22.05	22.05	22.05	28.35	22.05	22.05	22.05	22.05	19.95		31.50
	BP7	3/4" dia. Back Plate, 5/16" dia. hole	21.00	21.00	21.00	27.30	21.00	21.00	21.00	21.00	18.90		30.45
	BP8	1/2" dia. Back Plate, 5/16" dia. hole	21.00	21.00	21.00	27.30	21.00	21.00	21.00	21.00	18.90		30.45
	BP9	1-3/4" dia. Back Plate, 5/16" dia. hole	27.30	27.30	27.30	35.70	27.30	27.30	27.30	27.30	25.20		36.75
	BP10	1-1/2" dia. Back Plate, 5/16" dia. hole	25.20	25.20	25.20	32.55	25.20	25.20	25.20	25.20	23.10		34.65
	BP11	1" dia. Back Plate, 7/16" dia. hole	22.05	22.05	22.05	28.35	22.05	22.05	22.05	22.05	19.95		31.50
	BP12	1-1/4" dia. Back Plate, 7/16" dia. hole	23.10	23.10	23.10	30.45	23.10	23.10	23.10	23.10	22.05		33.60
	BP13	1-1/2" dia. Back Plate, 7/16" dia. hole	25.20	25.20	25.20	32.55	25.20	25.20	25.20	25.20	23.10		34.65
	BP14	2" dia. Back Plate, 1/4" dia. hole	27.30	27.30	27.30	35.70	27.30	27.30	27.30	27.30	25.20		36.75
	BP15	1" dia. Back Plate, 3/16" dia. hole	22.05	22.05	22.05	28.35	22.05	22.05	22.05	22.05	19.95		31.50
	SQUARE BACK PLATES, 1/8" THICK												
	BP-S1	3/4"x3/4" Black Plate, 1/4" dia. hole	24.15	24.15	24.15	31.50	24.15	24.15	24.15	24.15	23.10		34.65
	BP-S2	1"x1" Black Plate, 5/16" dia. hole	26.25	26.25	26.25	34.65	26.25	26.25	26.25	26.25	24.15		36.75
	BP-S3	1-1/4"x1-1/4" Black Plate, 5/16" dia. hole	26.25	26.25	26.25	34.65	26.25	26.25	26.25	26.25	25.20		36.75
	RECTANGULAR BACK PLATES, 1/8" THICK												
	BP-S4	1/2"x1-1/4" Black Plate, 1/4" dia. hole	25.20	25.20	25.20	32.55	25.20	25.20	25.20	25.20	23.10		35.70
	BP-S5	1"x1-1/2" Black Plate, 5/16" dia. hole	26.25	26.25	26.25	34.65	26.25	26.25	26.25	26.25	25.20		36.75
	BP-S6	1"x2" Black Plate, 5/16" dia. hole	27.30	27.30	27.30	35.70	27.30	27.30	27.30	27.30	25.20		37.80
	BP-S7	1-1/2"x1-1/2" Black Plate, 5/16" dia. hole	28.35	28.35	28.35	36.75	28.35	28.35	28.35	28.35	26.25		38.85
	BP-S8	3/4"x1-1/2" Black Plate, 1/4" dia. hole	26.25	26.25	26.25	34.65	26.25	26.25	26.25	26.25	24.15		36.75
	BP-S9	1-1/4"x1-3/4" Black Plate, 5/16" dia. hole	27.30	27.30	27.30	35.70	27.30	27.30	27.30	27.30	26.25		37.80
	BP-S10	1-1/4"x2-1/4" Black Plate, 5/16" dia. hole	28.35	28.35	28.35	36.75	28.35	28.35	28.35	28.35	26.25		38.85
	BP-S11	1"x1" Black Plate, 1/4" dia. hole	26.25	26.25	26.25	34.65	26.25	26.25	26.25	26.25	24.15		36.75
	57	 Classic Pull - 8" ctc with Decorative Roses	455.70	455.70	455.70	592.20	455.70	439.95					570.15
		<u>Note(s):</u>	Thru-Bolt mounting standard. See Mounting Methods for additional options.										
	58	 Classic Pull - 8" ctc	362.25	362.25	362.25	471.45	362.25	349.65					542.85
		<u>Note(s):</u>	Thru-Bolt mounting standard. See Mounting Methods for additional options.										
	59	 Classic Pull - 10" ctc	403.20	403.20	403.20	523.95	403.20	390.60					504.00
		<u>Note(s):</u>	Thru-Bolt mounting standard. See Mounting Methods for additional options.										



BOXED PRICES ARE GENERALLY STOCKED IN OCEANSIDE AND AVAILABLE FOR QUICK SHIP.
STOCKING LIST FOR OTHER WAREHOUSES ALSO AVAILABLE.

TRIMCO	DESCRIPTION	605/ 606	613	613E	622	625	626	628	629	630	710 Cu+	Special Finishes
 242	Flush Pull 2-1/2" dia.	10.15	10.85	13.65	17.85	14.70	11.70					17.85
 243T	Cane Bolt - Top - 15"	523.95	523.95			523.95	523.95					657.30
 244B	Cane Bolt - Bottom - 30"	690.90	690.90			690.90	690.90					862.05
	<u>Note(s):</u>	Cane Bolts can be made to any length required. 243T: \$11.55 per inch over 15 inch Cane Bolts can be made to any length required. 244B: \$11.55 per inch over 30 inch										
 248	Flush Pull 1-1/2" x 4"	10.11	10.83	14.70	18.90	14.70	6.50					18.90
 507	ADA Restroom Sign - Men - Braille White on Blue ONLY - 8" x 8" 1/32" Raised Letters & Pictogram											78.75
 508	ADA Restroom Sign - Women - Braille White on Blue ONLY - 8" x 8" 1/32" Raised Letters & Pictogram											78.75
 509	ADA Restroom Sign - Unisex - Braille White on Blue ONLY - 8" x 8" 1/32" Raised Letters & Pictogram											86.10
 527	ADA Restroom Sign - Men/HC - Braille White on Blue ONLY - 8" x 8" 1/32" Raised Letters & Pictogram											86.10
 528	ADA Restroom Sign - Women/HC - Braille White on Blue ONLY - 8" x 8" 1/32" Raised Letters & Pictogram											86.10
 529	ADA Restroom Sign - Unisex/HC - Braille White on Blue ONLY - 8" x 8" 1/32" Raised Letters & Pictogram											86.10
 553	Drawer Pull 3" ctc	35.55	35.55	31.50	46.95	38.26	35.54			71.40		53.55
 562-3	Drawer Pull 3-1/2" ctc	13.65	13.65	13.65	17.85	13.65	12.60		15.75	12.60	25.20	18.90
562-4	Drawer Pull 4" ctc	15.75	21.10	28.30	28.30	14.70	13.05		24.15	13.20	39.90	29.40
562-96(mm)	Drawer Pull 96mm ctc	24.15	24.15	24.15	31.50	24.15	24.15		29.40	24.15	48.30	36.75
	<u>Note(s):</u>	Add \$1.60 LIST for screws over 1-1/2" long.										
 571-6	Cabinet Pull - 6" ctc	NEW! - Now the APC10 Series See APC10 Options & Pricing on Page 27										
571-8	Cabinet Pull - 8" ctc											
571-10	Cabinet Pull - 10" ctc											


























BOXED PRICES ARE GENERALLY STOCKED IN OCEANSIDE AND AVAILABLE FOR QUICK SHIP.
STOCKING LIST FOR OTHER WAREHOUSES ALSO AVAILABLE.

TRIMCO	DESCRIPTION	605/ 606	613	613E	622	625	626	628	629	630	710 Cu+	Special Finishes	
	620 Door Knocker	63.40	63.40	99.75	79.40	99.75	44.00					122.85	
	620V With Viewer (975)	129.15	129.15	129.15	168.00	129.15	127.05					161.70	
	620VE With Engraving (3 characters) Prep for Viewer ONLY add \$6.25 LIST <u>Note(s):</u> Specify door thickness.	160.65	160.65	160.65	208.95	160.65	158.55					200.55	
	621 Door Knocker	95.15	96.75	140.70	128.95	140.70	69.15					174.30	
	621V With Viewer (975)	180.60	180.60	180.60	235.20	180.60	169.05					223.65	
	621VE With Engraving (3 characters) Prep for Viewer ONLY add \$6.25 LIST <u>Note(s):</u> Specify door thickness.	211.05	211.05	211.05	274.05	211.05	200.55					261.45	
	625CV Door Knocker with Viewer and Card Holder	127.05	127.05	127.05	164.85	127.05	124.95					159.60	
	625CVE Door Knocker with Viewer, Card Holder & 1/2" Engraving (3 characters)	135.45	135.45	135.45	176.40	135.45	131.25					169.05	
	625V Door Knocker with Viewer	135.45	135.45	135.45	176.40	135.45	131.25					169.05	
	625VE Door Knocker with Viewer & 1/2" Engraving (3 characters) <u>Note(s):</u> Specify door thickness.	144.90	144.90	144.90	187.95	144.90	138.60					180.60	
	751 Handicap Sign with Braille White on Blue ONLY - 8" x 8" ADA											142.80	
	752 Title 24 Restroom Sign - Unisex 12" Triangle - 12" dia. Circle White on Blue ONLY											163.80	
	753 Title 24 Restroom Sign - Men 12" Triangle White on Blue ONLY											86.10	
	754 Title 24 Restroom Sign - Women 12" dia. Circle White on Blue ONLY <u>Note(s):</u> 752, 753 & 754 do not have braille. Available upon request. Call for quote.											86.10	
	760 Engraved Plastic Sign Sketch Required	<u>Letter Size</u>				<u>Material</u>	<u>Per Letter</u>						
		1/2"				34.65	9.45						
		1"				44.10	10.50						
		2"				63.00	12.60						
		Int'l Code Symbol				84.00	148.05						
771	Decal Signage "This Door..." <u>Note(s):</u> 2 Pack: 1 - Black Letters on Clear & 1 - White Letters on Clear											24.15	
773	Decal Signage "These Doors..." Black letters on Silver ONLY <u>Note(s):</u> 2 Pack: 1 - Black Letters on Clear & 1 - White Letters on Clear											24.15	
	793 Engraved Metal Sign Sketch Required	<u>Letter Size</u>				<u>Material</u>	<u>Per Letter</u>						
		1"				85.05	21.25						
		2"				114.45	31.75						
		Int'l Code Symbol				199.50	224.40						
	802 3-Way Catch Machine Finish 3/8" x 1-5/16"						22.35					39.90	
	804 3-Way Catch Machine Finish 1/2" x 2-3/4"	32.60					32.60					57.75	
		606 only											



BOXED PRICES ARE GENERALLY STOCKED IN OCEANSIDE AND AVAILABLE FOR QUICK SHIP.
STOCKING LIST FOR OTHER WAREHOUSES ALSO AVAILABLE.

TRIMCO	DESCRIPTION	605/ 606	613	613E	622	625	626	628	629	630	710 Cu+	Special Finishes
 810	Heavy Duty Magnetic Catch 3-1/4" x 1" x 3/4" <i>Note(s):</i>	603 finish only (Zinc over Steel)										23.30
 962-UL	 Door Viewer - 160° DT = .69" - 1.06. Diameter = .46"	18.60			28.35	18.60						NEW AND UPDATES SKU NUMBERS! ORIGINAL ITEM # = NEW ITEM # 976.605 = 960.605 976.625 = 960.625 976.626 = 961.626 975.605 = 975.605 975.625 = 975.625 975-1.605 = 962-UL.605 975-1.622 = 962-UL.622 975-1.625 = 962-UL.625 975-1-CAP.622 = 962-UL-CAP.622 975-1.613 = 963-UL.613 975-1.619 = 963-UL.619 975U.605 = 964-UL.605 975U.622 = 964-UL.622 975U.625 = 964-UL.625 975U.625/622 = 964-UL.625/622 975U-CAP.625 = 964-UL-CAP.625 975U.613 = 965-UL.613 975U.626 = 965-UL.626 975U-CAP.613 = 966-UL-CAP.613 975U-CAP.622 = 966-UL-CAP.622 975U-CAP.626 = 966-UL-CAP.626 976U.605 = 967-UL.605 976U.625 = 967-UL.625 976U.625/605 = 967-UL.625/605 976U.613 = 968-UL.613 976U.619 = 968-UL.619 976U.622 = 968-UL.622 976U.626 = 968-UL.626 976U-CAP.605 = 970-UL-CAP.605 976U-CAP.625 = 970-UL-CAP.625 976U-CAP.622 = 971-UL-CAP.622 976U-CAP.613 = 972-UL-CAP.613 976U-CAP.626 = 972-UL-CAP.626 975CV.605 = 975CV.605 975CV.625 = 975CV.625 975CV.626 = 975CV.626 975L.605 = 975L.605 975L.613 = 975L.613 975L.622 = 975L.622 975L.625 = 975L.625 975U-1-CAP.619 = 975U-1-CAP.619 975U-1-CAP.622 = 975U-1-CAP.622 976CV.605 = 976CV.605 976CV.613 = 976CV.613 976CV.619 = 976CV.619 976CV.622 = 976CV.622 976CV.625 = 976CV.625 976CV.626 = 976CV.626 977U-HDCAP.619 = 977U-HDCAP.619 977U-HDCAP.622 = 977U-HDCAP.622 977U-HDCAP.625 = 977U-HDCAP.625 977U-HDCAP.626 = 977U-HDCAP.626
962-UL-CAP	 Door Viewer + Cap - 160° DT = .69" - 1.06. Diameter = .46"				CALL FOR PRICE							
963-UL	Door Viewer - 160° DT = .70" - 1.30" Diameter = .46"		28.35									
964-UL	 UL Door Viewer -160°	18.60			17.85	18.60						
964-UL-CAP	 UL Door Viewer w/Cap - 160°	17.20				17.20						
965-UL	 UL Door Viewer - 160° DT = 1.386" - 2" Diameter = .46"		17.85				17.85					
966-UL-CAP	 UL Door Viewer w/Cap - 160° DT = 1.24" - 2.25 Diameter = .46"		29.40	29.40			29.40					
967-UL	 UL Door Viewer -160°	17.85					18.90					
 975	Door Viewer	12.60				12.60						
975CV	(10pk) Cap only for Viewers 960, 961, 962, 963, 964, 965, 966, 975L	80.45	126.00		126.00	80.45	126.00					
 975L	Door Viewer - Extra Long -160° DT = 1.4" -2.5" Diameter = .46"	13.60				13.60						
 960	Door Viewer 200° DT = 1.40"-2.20". Diameter = .54"	17.10				16.80		17.10				
961	Door Viewer 200°							24.15				
967-UL	 UL Door Viewer - 200° DT = 1.34" - 2.16". Diameter = .55"	17.35				18.90		17.35				
968-UL	 UL Door Viewer - 200° DT = 1.34" - 2.16". Diameter = .55"		26.25		26.25							
970-UL-CAP	 UL Door Viewer with Cap - 200°	26.25				26.25						
971-UL-CAP	 UL Door Viewer with Cap - 200° 200°				36.75							
972-UL-CAP	 UL Door Viewer with Cap - 200°		36.75					23.75				
976CV	(10pk) Cap only for Viewers for 976, 977, 978, 970, 971, 972	99.85	99.85		99.85	99.25	99.25					
 977U-HDCAP	 Door Viewer 200° Interior w/ Cap		60.90 619 Finish		60.90	47.25	47.25					
T-Etch Push Plates	T-Etch Push Plates -.050" Monochrome Color Infill 1 Color (per color, per plate) Additional Infill Colors (per color, per plate) <i>Note(s):</i>											 Call For Project Quotation Order form and Logo Authorization Form available online at www.trimcohardware.com
 1001-1	Push Plate 3" x 12"	44.90	44.90	36.10	40.95	36.85	42.00	40.70	44.90	18.65	75.60	55.65
1001-1CFC	Push Plate 3" x 12" - Cut for Cyl	60.90	60.90	41.90	54.60	42.60	39.75	56.70	26.75	33.60	102.90	76.65
1001-2	Push Plate 3-1/2" X 15"	49.10	49.85	36.45	50.90	49.85	52.50	18.15	53.55	23.10	90.30	66.15
1001-2CFC	Push Plate 3-1/2" X 15" Cut for Cyl	48.95	51.30	41.15	52.70	51.30	68.25	33.60	26.75	39.40	95.55	70.35
1001-3	Push Plate 4" x 16"	55.20	60.20	51.35	56.05	58.00	55.20	18.15	53.55	23.10	76.65	66.15
1001-3CFC	Push Plate 4" x 16" - Cut for Cyl	60.90	71.40	55.60	63.00	59.80	68.25	33.60	70.35	38.60	117.60	86.10
 1001-3.BPVC	Push Plate 4" x 16" with Cool Touch Coating											78.75
1001-4x20	Push Plate 4" x 20"	54.60	64.05	34.65	45.15		63.00	22.05	64.05	27.85	93.45	79.80
1001-9	Push Plate 6" x 16"	80.20	90.75	50.55	84.60	83.60	82.55	84.00	92.40	32.00	154.35	113.40



BOXED PRICES ARE GENERALLY STOCKED IN OCEANSIDE AND AVAILABLE FOR QUICK SHIP.
STOCKING LIST FOR OTHER WAREHOUSES ALSO AVAILABLE.

	TRIMCO	DESCRIPTION	605/ 606	613	613E	622	625	626	628	629	630	710 Cu+	Special Finishes
	1001-9CFC	Push Plate 6" x 16" - Cut for Cyl	79.45	90.75	66.15	86.10		84.00	97.65	108.15	50.70	180.60	134.40
	1001-11	Push Plate 8" x 16"	104.70	108.30	74.40	112.35	109.05	105.40	95.55	103.95	66.15	174.30	130.20
		<u>Note(s):</u>	CFC - Cut for cylinder. Standard for 1001-1, 1001-2 & 1001-3: 1-1/4" hole, 2" from top of plate to center of hole. Specify for other location and for 1001-9 & 1001-11.										



BOXED PRICES ARE GENERALLY STOCKED IN OCEANSIDE AND AVAILABLE FOR QUICK SHIP.
STOCKING LIST FOR OTHER WAREHOUSES ALSO AVAILABLE.

TRIMCO	DESCRIPTION	605/ 606	613	613E	622	625	626	628	629	630	710 Cu+	Special Finishes
	1010-1 Pull Plate 3" x 12" with 5" ctc Pull	133.35	148.05	148.05	192.15	148.05	140.70	131.25	139.65	140.70		184.80
	1010-2 Pull Plate 3-1/2" x 15" with 5" ctc Pull	133.35	148.05	148.05	192.15	148.05	140.70	131.25	139.65	140.70		184.80
	1010-3 Pull Plate 4" x 16" with 5" ctc Pull	143.85	154.35	154.35	200.55	154.35	152.25	136.50	154.35	147.00		190.05
	1012-2 Pull Plate 3-1/2" x 15" with 5-1/2" ctc Pull		252.00	252.00	327.60	252.00	229.95		252.00	238.35		312.90
	1012-3 Pull Plate 4" x 16" with 5-1/2" ctc Pull		252.00	252.00	327.60	252.00	229.95		252.00	238.35		312.90
 	1013-2 Pull Plate 3-1/2" x 15" with 5-1/2" ctc Pull		172.20	113.40	151.15		168.00	0.00	172.20	92.40		217.35
	1013-2B Pull Plate 3-1/2" x 15" with 8" ctc Pull		191.10	139.65	181.65		184.80	0.00	191.10	112.35		239.40
	1013-3 Pull Plate 4" x 16" with 5-1/2" ctc Pull		191.10	143.85	186.90		0.00	0.00	191.10	116.55		239.40
	1013-3B Pull Plate 4" x 16" with 8" ctc Pull		207.90	172.20	223.65		254.10	0.00	207.90	138.60		324.45
 	1014-2 Pull Plate 3-1/2" x 15" with 6" ctc Pull	152.55	158.10	112.35	145.95		148.40		126.00	119.25		157.50
	1014-3 Pull Plate 4" x 16" with 6" ctc Pull	160.85	165.00	115.50	159.45		158.10		136.50	122.05		170.10
	1014-3B Pull Plate 4" x 16" with 8" ctc Pull	174.70	177.50	149.10	194.25		170.55		149.10	140.05		187.95
 	1015-2 Pull Plate 3-1/2" x 15" with 6" ctc Pull	137.30	152.55	106.05	144.20		144.20		130.20	104.00		162.75
	1015-2B Pull Plate 3-1/2" x 15" with 8" ctc Pull	148.05	148.05	113.40	147.00		144.90		148.05	92.40		184.80
	1015-3 Pull Plate 4" x 16" with 6" ctc Pull	147.00	159.45	106.05	153.95		152.55		138.60	105.40		172.20
	1015-3B Pull Plate 4" x 16" with 8" ctc Pull	148.05	148.05	113.40	147.00		143.85		148.05	92.40		184.80
 	1017-2 Pull Plate 3-1/2" x 15" with 6" ctc Pull	144.20	165.00	159.45	159.45		144.25		119.70	83.20	199.50	149.10
	1017-2B Pull Plate 3-1/2" x 15" with 8" ctc Pull	155.30	177.50	167.80	167.80		155.30	111.30	124.95	86.00	206.85	154.35
	1017-3 Pull Plate 4" x 16" with 6" ctc Pull	152.55	174.70	80.85	105.00		155.30	115.50	127.05	83.20	215.25	158.55
	1017-3B Pull Plate 4" x 16" with 8" ctc Pull	160.85	187.20	176.10	176.10		165.00	122.85	135.45	76.30	224.70	170.10
	1017-3C Pull Plate 4" x 16" with 10" ctc Pull	148.05	148.05	86.10	112.35		144.90	0.00	148.05	70.35	247.80	183.75



BOXED PRICES ARE GENERALLY STOCKED IN OCEANSIDE AND AVAILABLE FOR QUICK SHIP.
STOCKING LIST FOR OTHER WAREHOUSES ALSO AVAILABLE.

TRIMCO	DESCRIPTION	605/ 606	613	613E	622	625	626	628	629	630	710 Cu+	Special Finishes
	1018-2 Pull Plate 3-1/2" x 15" with 8" ctc Pull	226.00	266.25	253.75	253.75		226.00		197.40	135.90	331.80	247.80
	1018-2B Pull Plate 3-1/2" x 15" with 10" ctc Pull	244.05	291.20	278.70	278.20				221.55	149.75	371.70	276.15
	1018-3 Pull Plate 4" x 16" with 8" ctc Pull	235.75	274.55	247.60	260.70				221.55	140.05	371.70	276.15
	1018-3B Pull Plate 4" x 16" with 10" ctc Pull	262.50	302.30	134.40	287.05		257.25		262.50	152.55	441.00	327.60
<u>THE ULTIMATE RESTROOM PULL</u>												
	1035-1 Pull Plate 3" x 12" with 6" ctc Ultimate Restroom Pull										113.40	280.35
	1035-2 Pull Plate 3-1/2" x 15" with 6" ctc Ultimate Restroom Pull										117.60	300.30
	1035-3 Pull Plate 4" x 16" with 6" ctc Ultimate Restroom Pull										120.75	307.65
<i>Note(s):</i>		For 630TG antimicrobial coating, add 35% to the 630 price										
	1041-4 Push Plate 8" x 16"	287.70	287.70	259.35	337.05		282.45		273.00	213.15		362.25
	1056-4 Pull Plate 8" x 16" with 8" ctc Pull	422.10	422.10	411.60	535.50		414.75		401.10	337.05		529.20
	1059 Round Flush Cup Pull Drive fit	86.10	95.55	86.10	112.35	95.55	84.00					118.65
	1060 Flush Pull 2-3/4" x 4-1/4"	94.50	78.75	78.75	102.90	121.80	63.00				163.80	121.80
	1061 Flush Pull 2-1/16" x 3-1/8"	58.80	58.80	58.80	76.65	94.50	56.70				154.35	113.40
<i>Note(s):</i>		Standard inside finish is black. For same finish inside and outside, add \$26.25 LIST. Example: 1060.626/626										
	1062 Concealed Door Pull Edge 1" x 4-1/4"	109.20	109.20	107.10	139.65	109.20	87.15					139.65
	1063 Concealed Center Door Pull 3-7/8" x 3/4"	45.15	45.15	36.75	48.30	45.15	30.45					58.80
	1064 Pocket Door Pull - Passage for both a 1-3/8" and 1-3/4" door	24.15	29.40	29.40	37.80	29.40	24.15					36.75 0.00
	1064FCP Pocket Door Pull - Flush Cup Pull	18.90	18.90	18.90	24.15	18.90	15.75					0.00 24.15
	1065 Pocket Door Pull - Privacy for a 1-3/8" door	27.30	31.50	29.40	37.80	29.40	26.25					38.85
	1065-175 Pocket Door Pull - Privacy for 1-3/4" door	29.40	32.55	31.50	40.95	31.50	26.25					40.95
	1065CD Pocket Door Pull - Connecting Door for 1-3/8" door. Specify for 1-3/4"	30.45	33.60	33.60	44.10	33.60	28.35					42.00
	1065PA Pocket Door Pull - Patio Function for 1-3/8" door. Specify for 1-3/4"	29.40	39.90	0.00	0.00	32.55	27.30					

PRICE LIST 25 EFFECTIVE JANUARY 20, 2025



BOXED PRICES ARE GENERALLY STOCKED IN OCEANSIDE AND AVAILABLE FOR QUICK SHIP.
STOCKING LIST FOR OTHER WAREHOUSES ALSO AVAILABLE.

TRIMCO	DESCRIPTION	605/ 606	613	613E	622	625	626	628	629	630	710 Cu+	Special Finishes
	1066S-932 Flush Pull Spindle Type 9/32" Square Spindle	426.30	426.30			426.30	350.70					533.40
	1066S-516 Flush Pull Spindle Type 5/16" Square Spindle	426.30	426.30			426.30	350.70					533.40
	1066S-38 Flush Pull Spindle Type 3/8" Square Spindle	426.30	426.30			426.30	350.70					533.40
	1066S-DUMMY Flush Pull Spindle Type - Dummy	473.55	473.55			473.55	394.80					591.15
	<u>Note(s):</u>	1066/1067/1068 Order Form must accompany PO. Add \$105.00 LIST for special prep or modification.										
	1067-932 Flush Pull Spindle Type 9/32" Square Spindle	426.30	426.30			426.30	350.70					533.40
	1067-516 Flush Pull Spindle Type 5/16" Square Spindle	426.30	426.30			426.30	350.70					533.40
	1067-38 Flush Pull Spindle Type 3/8" Square Spindle	426.30	426.30			426.30	350.70					533.40
	1067-DUMMY Flush Pull Spindle Type - Dummy	473.55	473.55			473.55	394.80					591.15
	<u>Note(s):</u>	1066/1067/1068 Order Form must accompany PO. Add \$105.00 LIST for special prep or modification. Must specify lockset.										
	1068-932 Flush Pull Spindle Type 9/32" Square Spindle	581.70	581.70			581.70	504.00					725.55
	1068-516 Flush Pull Spindle Type Flush Pull Spindle Type	581.70	581.70			581.70	504.00					725.55
	1068-38 Flush Pull Spindle Type 3/8" Square Spindle	581.70	581.70			581.70	504.00					725.55
	1068-DUMMY Flush Pull Spindle Type - Dummy	627.90	627.90			627.90	550.20					784.35
	<u>Note(s):</u>	1066/1067/1068 Order Form must accompany PO. Add \$105.00 LIST for special prep or modification. Must specify lockset.										
	1069 Pocket Door - Push/Pull	387.45	387.45	340.20	442.05				387.45	295.05	652.05	485.10
	1069L Pocket Door Pull - Passage/Latching	553.35	553.35	530.25	689.85				553.35	462.00	933.45	691.95
	1069FP Pocket Door Pull - Full Privacy (with emergency key)	773.85	773.85	764.40	993.30				773.85	665.70	1,304.10	967.05
	<u>Note(s):</u>	List price above is for frame sizes 4-3/4" to 5-1/2", or A size. For other sizes see below. List price adder for wider frames - price adders are the same for all finishes. For offset pocket and barn doors request a quote.										
		<u>Frame Size - All Models</u>					<u>List Price Adder</u>					
		A • 4-3/4" to 5-1/2"					Standard					
		B • 5-3/4" to 7"					87.15					
		C • 7-1/4" to 8-1/2"					99.75					
		D • 8-3/4" to 10"					114.45					
		E • 10-1/4" to 11-1/2"					128.10					
		F • 11-3/4" to 13"					141.75					

















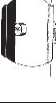











BOXED PRICES ARE GENERALLY STOCKED IN OCEANSIDE AND AVAILABLE FOR QUICK SHIP.
STOCKING LIST FOR OTHER WAREHOUSES ALSO AVAILABLE.

TRIMCO	DESCRIPTION	605/ 606	613	613E	622	625	626	628	629	630	710 Cu+	Special Finishes
	1070-2 Classic Push Plate 3-1/2" x 15" only 1071-2 Classic Pull Plate 3-1/2" x 15" only with 8" ctc Pull	261.45	261.45	261.45	340.20	261.45	261.45					326.55 571.20
				<u>613E</u> Oil Rubbed Bronze Equivalent	<u>622</u> Matte Black			<u>629</u> Polished Stainless Steel		<u>630</u> Satin Stainless Steel		<u>SPEC</u> Special Finishes
	1074-1 Barn Door Latchset - Tubular - 2-3/8" BS Privacy with Push Button (Positive Latching) Rose Trim			533.40	693.00			533.40		434.70		595.35
	1074-2 Barn Door Latchset - Mortise - 2-3/4" BS Privacy with Cylinder and Thumbturn Rose Trim			1,358.70	1,766.10			1,358.70		1,086.75		1,631.70
	1074-2E Barn Door Latchset - Mortise - 2-3/4" BS Privacy with Cylinder and Thumbturn Escutcheon Trim			1,428.00	1,856.40			1,428.00		1,143.45		1,715.70
	1074-2C Barn Door Latchset - Mortise - 2-3/4" BS Privacy with Cylinder & Constant Latching Rose Trim			1,955.10	2,542.05			1,955.10		1,563.45		2,341.50
	1074-2CE Barn Door Latchset - Mortise - 2-3/4" BS Privacy with Cylinder & Constant Latching Escutcheon Trim			1,485.75	1,932.00			1,485.75		1,189.65		1,783.95
	1074-3 Barn Door Latchset - Tubular - 2-3/8" BS Passage Rose Trim			543.90	706.65			543.90		434.70		652.05
	<u>Note(s):</u> Trimco supplies cylinder for mortise (-2) functions. Specify Urban lever style and handing. <u>Options:</u> 5004 - Indictor (mortise only). Add \$443.10 LIST. 1L - Levers only on one side (mortise only).											
	Wall Strike Direct Mount Wall Strike Jamb Mount			<u>613E</u> Oil Rubbed Bronze Equivalent	<u>622</u> Matte Black			<u>625</u> Polished Chrome (use with 629 1074s)	<u>600W</u> White Prime Coat	<u>630E</u> Stainless Steel Equivalent for WS Only		<u>SPEC</u> Special Finishes
WS-1074-1	Wall Strike - Direct Mount For 1074-1 or 1074-3 Tubular Lock			265.65	345.45			265.65	265.65	265.65		360.15
WSJ-1074-1	Wall Strike - Jamb Mount For 1074-1 or 1074-3 Tubular Lock			292.95	381.15			292.95	292.95	292.95		394.80
WS-1074-2	Wall Strike - Direct Mount For 1074-2 or 1074-2E Mortise Lock			265.65	345.45			265.65	265.65	265.65		360.15
WSJ-1074-2	Wall Strike - Jamb Mount For 1074-2 or 1074-2E Mortise Lock			292.95	381.15			292.95	292.95	292.95		394.80
	<u>Note(s):</u> Only for use with barn doors. Not available for use 1074-2C and 1074-2CE.											
	1082-4 Cylindrical Lock Guard - 4" 1082-6 Cylindrical Lock Guard - 6" 1082-6S Cylindrical Lock Guard - 6" With Welded Thru-Bolt Studs 1082-8 Cylindrical Lock Guard - 8" Specify Handing > RHR or LHR								99.75	115.50	61.75 85.95	122.85 144.90 154.35 154.35




















BOXED PRICES ARE GENERALLY STOCKED IN OCEANSIDE AND AVAILABLE FOR QUICK SHIP.
STOCKING LIST FOR OTHER WAREHOUSES ALSO AVAILABLE.

TRIMCO	DESCRIPTION	605/ 606	613	613E	622	625	626	628	629	630	710 Cu+	Special Finishes
	1096HA  Anti-Vandal Pull with Astragal		670.95	560.70	728.70				670.95	449.40		838.95
	1096PHI  Anti-Vandal Pull with Astragal For Precision PHI Apex 2000 Series Specify Exit Device Type, Single or Pair of Doors, Cylinder or No Cylinder, Strike Type and Handing. See Cut Sheet for Details.		609.00	485.10	631.05				609.00	390.60		760.20
	1096VD  Anti-Vandal Pull with Astragal For Von Duprin 98/99 Specify Handing		609.00	485.10	631.05				609.00	390.60		760.20
	1096TL  Tuf-Lok System - Anti-Vandal Push & Pull Classroom Function. No Cylinder Included Includes Mortise Lock for Outswing Doors With Astragal		1,828.05	1,628.55	2,116.80				1,828.05	1,305.15		2,285.85
TC201880053	Rim Cylinder Cup Use to mount rim cylinder to 1096/1097											10.50
	<u>Note(s):</u> Anti-Vandal Order Form must accompany purchase orders. <u>Options:</u> NC No Cylinder Use Order Form to Specify Handing, Device and Backset											No Charge
	1097HA  Anti-Vandal Pull without Astragal		670.95	560.70	728.70				670.95	449.40		838.95
	1097PHI  Anti-Vandal Pull without Astragal For Precision PHI Apex 2000 Series Specify Exit Device Type, Single or Pair of Doors, Cylinder or No Cylinder, Strike Type and Handing. See Cut Sheet for Details.		609.00	485.10	631.05				609.00	390.60		760.20
	1097VD  Anti-Vandal Pull without Astragal For Von Duprin 98/99 Specify Handing		609.00	485.10	631.05				609.00	390.60		760.20
	1097TL  Tuf-Lok System - Anti-Vandal Push & Pull Classroom Function. No Cylinder Included Includes Mortise Lock for Outswing Doors Without Astragal		1,828.05	1,628.55	2,116.80				1,828.05	1,305.15		2,285.85
TC201880053	Rim Cylinder Cup Use to mount rim cylinder to 1096/1097											10.50
	<u>Note(s):</u> Anti-Vandal Order Form must accompany purchase orders. <u>Options:</u> Wider Style 1097 Available, Check With Customer Service NC No Cylinder Use Order Form to Specify Handing, Device and Backset											No Charge
	1098RGHA  Anti-Vandal Pull with Astragal With/without cylinder prep Mated to specified mortice or deadlock.									512.40		694.05
	1098RG  Anti-Vandal Pull with Astragal Mated to BEST/PDQ SFIC Cylindrical Lock With/without hold back. No cores or keys supplied.									1,157.10		1,475.25
	1098RGL  Anti-Vandal Pull with Astragal Mated to PDQ LFIC Cylindrical Lock With/without hold back. No cores or keys supplied.									1,157.10		1,475.25
1099RGHA	 Anti-Vandal Pull without Astragal With/without cylinder prep Mated to specified mortice or deadlock.									512.40		719.25
	1099RG  Anti-Vandal Pull without Astragal Mated to BEST/PDQ SFIC Cylindrical Lock With/without hold back. No cores or keys supplied.									1,157.10		1,475.25
1099RGL	 Anti-Vandal Pull without Astragal Mated to PDQ LFIC Cylindrical Lock With/without hold back. No cores or keys supplied.									1,157.10		1,475.25



































BOXED PRICES ARE GENERALLY STOCKED IN OCEANSIDE AND AVAILABLE FOR QUICK SHIP.
STOCKING LIST FOR OTHER WAREHOUSES ALSO AVAILABLE.

	TRIMCO	DESCRIPTION	605/ 606	613	613E	622	625	626	628	629	630	710 Cu+	Special Finishes
	1102S	 Pull - 5-1/2" ctc Surface Mounted Special BTB Application Available	85.05	85.05	78.75	102.90	86.00	72.10	81.90				108.15
	1102CS	 Pull - 5-1/4" ctc Surface Mounted Special BTB Application Available	85.05	85.05	78.75	102.90	85.05	67.20	81.90				108.15
	1102T	 Pull - 5-1/2" ctc Thru-bolt Mounted Special BTB Application Available	85.05	86.00	78.75	102.90	87.35	76.30	81.90				108.15
	1102CT	 Pull - 5-1/4" ctc Thru-bolt Mounted Special BTB Application Available	85.05	85.05	78.75	102.90	85.05	67.20	81.90				103.95
	1109-1	 Pull - 5-1/2" ctc Cast		217.35	250.95	326.55		214.20	208.95				271.95
	1110-8	Flush Pull - 8" x 2-1/2"	117.60	117.60	111.30	144.90					98.70		147.00
	1110-10	Flush Pull - 10" x 2-1/2"	150.15	150.15	139.65	181.65					121.80		187.95
	1110-18	Flush Pull - 18" x 2-1/2"	250.95	250.95	249.90	324.45					217.35		311.85
		<u>Note(s):</u> Custom sizes available. Call for quote. Can be mounted BTB on 1-3/4" or thicker doors.											
	1111A	Flush Pull - 5" x 5" Mounting Holes in Cup BTB Not Available, Use 1111B	333.90	333.90	257.25	334.95				333.90	207.90	560.70	414.75
	1111B	Flush Pull - 5" x 5" Mounting Holes on Face Plate Special BTB Application Available	333.90	333.90	257.25	334.95				333.90	207.90	560.70	414.75
	1111C	 Flush Pull - 6" x 6" Mounting Holes in Cup Meets California Disability Requirements Special BTB Application Available	371.70	371.70	342.30	445.20				371.70	290.95	625.80	465.15
	1111C.BPVC	 Flush Pull with Cool Touch Coating Flush Pull - 6" x 6" Mounting Holes in Cup Meets California Disability Requirements											653.10
	1111L	Flush Pull - 5" x 5" Countersunk Holes on Face Plate with Lugs	371.70	371.70	342.30	445.20				371.70	274.05	625.80	465.15
	1113	Flush Pull 1-3/8" x 3-3/16"		86.10	66.15	94.55	86.10	53.55					108.15


























BOXED PRICES ARE GENERALLY STOCKED IN OCEANSIDE AND AVAILABLE FOR QUICK SHIP.
STOCKING LIST FOR OTHER WAREHOUSES ALSO AVAILABLE.

TRIMCO	DESCRIPTION	605/ 606	613	613E	622	625	626	628	629	630	710 Cu+	Special Finishes
	1115 Flush Pull - Mounting Holes on Face Plate 3-1/2" x 4-3/4"	114.45	114.45	60.90	123.40	106.15	100.95		114.45	49.35	194.25	142.80
	1115B Flush Pull - BTB / Pair 3-1/2" x 4-3/4"	217.70	217.70	217.70	256.55				217.35	92.90	378.00	271.95
	1115C Flush Pull - Mounting Holes in Cup 3-1/2" x 4-3/4"	116.50	116.50	68.25	127.60				98.70	53.55	166.95	124.95
	1115P Flush Pull - BTB with Lugs 3-1/2" x 4-3/4"	249.90	249.90	203.70	264.60				249.90	160.65	420.00	310.80
	1117-1  Pull - 5" ctc <i>Note(s):</i> Thru-Bolt mounting standard. See Mounting Methods for additional options.	79.80	79.80	79.80	103.95	79.80	63.00	76.65				98.70
	1120  Pull - 6" ctc <i>Note(s):</i> Thru-Bolt mounting standard. See Mounting Methods for additional options.	261.45	261.45	261.45	340.20	261.45	233.10					326.55
	1134  Hospital Pull - 6" ctc Surface Mounted	254.10	254.10	254.10	330.75	254.10	249.90				427.35	317.10
	1134B  Hospital Pull - 4-7/8" ctc BTB / Pair	554.40	554.40	554.40	720.30	554.40	542.85				931.35	690.90
	1135  Hospital Pull - 6" ctc <i>Note(s):</i> Thru-Bolt mounting standard. See Mounting Methods for additional options.	214.20	214.20	114.45	149.10				129.15	98.70	231.00	320.25
	1139-1  Pull - 6" ctc	103.95	103.95	71.40	92.40		101.85	100.80	103.95	60.90	175.35	129.15
	1139-2  Pull - 8" ctc <i>Note(s):</i> Thru-Bolt mounting standard. See Mounting Methods for additional options.	121.80	121.80	79.80	103.95		118.65	118.65	121.80	67.20	203.70	152.25
	1150  1/2" dia. Pull - 6" ctc	99.75	99.75	88.20	114.45			97.65	99.75	74.55	166.95	124.95
	1151  1/2" dia. Pull - 8" ctc <i>Note(s):</i> Thru-Bolt mounting standard. See Mounting Methods for additional options.	108.15	108.15	91.35	118.65			99.75	108.15	78.75	180.60	133.35
	1191-1  3/4" dia. 90° Offset Pull - 8" ctc	190.05	190.05	133.35	173.40	190.05	186.90	170.10	190.05	114.45	337.05	238.35
	1191-2  3/4" dia. 90° Offset Pull - 10" ctc	190.05	193.35	148.05	192.50	190.05	186.90	170.10	190.05	127.05	337.05	238.35
	1191-3  1" dia. 90° Offset Pull - 10" ctc	246.75	306.45	291.35	321.70	246.75	244.05	222.60	246.75	151.15	431.55	306.60
	1191-3A  1" dia. 90° Offset Pull - 8" ctc	240.45	240.45	142.80	185.65	240.45	222.60	215.25	240.45	122.85		299.25
	1191-3B  1" dia. 90° Offset Pull - 9" ctc	240.45	240.45	142.80	185.65	240.45	222.60	215.25	240.45	122.85		299.25
	1191-4  1" dia. 90° Offset Pull - 12" ctc	261.45	334.15	169.05	350.80	274.55	266.25	237.30	261.45	163.65	462.00	326.55
	1191-4J  1-1/4" dia. 90° Offset Pull - 12" ctc	473.55	473.55	445.20	578.80	473.55	465.15	428.40	473.55	380.10	836.85	592.20
	1191-5  1" dia. 90° Offset Pull - 18" ctc	355.95	393.80	402.30	523.00	355.95	349.65	317.10	355.95	217.35	548.10	444.15
	1191-5J  1-1/4" dia. 90° Offset Pull - 18" ctc	522.90	522.90	454.65	591.05	522.90	512.40	472.50	522.90	390.60	922.95	651.00
	1191E-3-4.BPVC  Offset Pull with Cool Touch Coating 1" dia. 90° Offset Pull - 10" ctc, 1-3/4" door <i>Note(s):</i> Thru-Bolt mounting standard. See Mounting Methods for additional options. FOCAL Designer Option: Add \$46.50 LIST											185.85
	1193-1  3/4" dia. 3/4 Round Pull 5-1/2" ctc	129.15	129.15	119.70	155.65	129.15	126.00		129.15	101.85		161.70
	1193-2  3/4" dia. 3/4 Round Pull 8" ctc <i>Note(s):</i> Thru-Bolt mounting standard. See Mounting Methods for additional options.	129.15	129.15	128.10	166.55	129.15	127.05		129.15	111.30		161.70




BOXED PRICES ARE GENERALLY STOCKED IN OCEANSIDE AND AVAILABLE FOR QUICK SHIP.
STOCKING LIST FOR OTHER WAREHOUSES ALSO AVAILABLE.

TRIMCO	DESCRIPTION	605/ 606	613	613E	622	625	626	628	629	630	710 Cu+	Special Finishes
	1194-1  3/4" dia. Straight Pull - 6" ctc	98.70	101.25	104.00	104.00	98.70	95.55	87.15	98.70	51.75	172.20	121.80
	1194-2  3/4" dia. Straight Pull - 8" ctc	103.95	110.95	60.90	148.40	103.95	101.85	93.45	103.95	53.40	182.70	129.15
	1194-3  3/4" dia. Straight Pull - 10" ctc	113.40	113.40	70.35	133.15	113.40	112.35	101.85	113.40	63.65	200.55	140.70
	1194-4  3/4" dia. Straight Pull - 12" ctc	121.80	121.80	85.05	110.60	121.80	117.60	109.20	121.80	73.50	214.20	159.60
	 1194E-1-4.BPVC Straight Pull with Cool Touch Coating 3/4" dia. Straight Pull - 6" ctc, 1-3/4" door <u>Note(s):</u> Thru-Bolt mounting standard. See Mounting Methods for additional options.											
	1195-1  1" dia. Straight Pull - 8" ctc	150.15	191.35	188.90	245.60	150.15	144.90	135.45	150.15	99.95	264.60	187.95
	1195-2  1" dia. Straight Pull - 10" ctc	166.95	166.95	111.30	221.85	166.95	161.70	152.25	166.95	95.55	295.05	208.95
	1195-3  1" dia. Straight Pull - 12" ctc	194.15	241.30	132.30	253.75	176.40	173.25	160.65	176.40	124.80	296.10	221.55
	1195-3J  1-1/4" dia. Straight Pull - 12" ctc	448.35	448.35	346.50	450.45	448.35	403.20	400.05	448.35	310.80	508.20	561.75
	1195-6  1" dia. Straight Pull - 18" ctc	283.50	283.50	203.70	264.85	283.50	278.25	257.25	283.50	173.25	499.80	353.85
	1195-6J  1-1/4" dia. Straight Pull - 18" ctc	530.25	530.25	433.65	563.75	530.25	521.85	479.85	530.25	367.50	707.70	664.65
 1195E-1-4.BPVC Straight Pull with Cool Touch Coating 1" dia. Straight Pull - 8" ctc, 1-3/4" door <u>Note(s):</u> Thru-Bolt mounting standard. See Mounting Methods for additional options.												138.60
	1198-1-12  1-1/4" dia. Grab Bar - 12"	Manufactured with Copper Alloy:										298.20
	1198-1-18  1-1/4" dia. Grab Bar - 18"											327.60
	1198-1-24  1-1/4" dia. Grab Bar - 24"											354.90
	1198-1-30  1-1/4" dia. Grab Bar - 30"											380.10
	1198-1-36  1-1/4" dia. Grab Bar - 36"											405.30
	1198-1-42  1-1/4" dia. Grab Bar - 42"											498.75
	1198-1-48  1-1/4" dia. Grab Bar - 48"											576.45
<u>Note(s):</u> Minimum order maybe required												



BOXED PRICES ARE GENERALLY STOCKED IN OCEANSIDE AND AVAILABLE FOR QUICK SHIP.
STOCKING LIST FOR OTHER WAREHOUSES ALSO AVAILABLE.

TRIMCO	DESCRIPTION	605/ 606	613	613E	622	625	626	628	629	630	710 Cu+	Special Finishes
 1199-1  1" dia. 1/2 Round Straight Pulls 6" ctc  1199-2  1" dia. 1/2 Round Straight Pulls 8" ctc 1" - 1/2 Round		103.95	103.95	103.95	135.15	103.95	101.85		103.95	87.15		129.15
	Note(s): Thru-Bolt mounting standard. See Mounting Methods for additional options.		121.80	121.80	121.80	158.35	121.80	118.65		121.80	107.10	
 1200 Floor Stop Wood Screws		50.55	51.85	47.25	70.75	60.25	38.85					61.95
 1201 Floor Stop Combo Pack		61.95	61.95	47.25	70.75	61.95	38.85					76.65
 1201CK Floor Stop Combo Pack - Torx Screws D1201000073 Rubber only: 1200 & 1201 (Grey)		90.30	90.30	90.30	117.40	90.30	84.00					111.30
												2.50
 1204 Base Stop Wood Screws		52.70	52.50	45.15	70.75	60.25	37.80					66.15
 1205 Base Stop Combo Pack D1201000073 Rubber only: 1204 & 1205 (Grey)		52.50	52.50	53.45	70.75	54.75	38.30					66.15
												2.50
 1206 Base Stop & Holder Wood Screws		80.85	80.85	66.15	106.80	96.70	77.20					99.75
 1207 Base Stop & Holder Combo Pack D1201000073 Rubber only: 1206 & 1207 (Grey)		80.85	80.85	66.15	106.80	96.70	54.60					99.75
												2.50
 1208 Base Stop - 3-1/4" Projection Hanger Bolt D1208000073 Rubber only: 1208 (Grey)		26.65	27.55	34.55	37.05	26.65	20.70					31.50
												2.50













BOXED PRICES ARE GENERALLY STOCKED IN OCEANSIDE AND AVAILABLE FOR QUICK SHIP.
STOCKING LIST FOR OTHER WAREHOUSES ALSO AVAILABLE.

	TRIMCO	DESCRIPTION	605/ 606	613	613E	622	625	626	628	629	630	710 Cu+	Special Finishes
	1209	Heavy-Duty Floor Stop - 1-3/8" Tall Rubber Grade 8 Tensile Bolt	91.35	91.35	79.80	103.75		61.95		90.30	64.10		112.35
	1209-3	Heavy-Duty Floor Stop - 3" Tall Rubber Grade 8 Tensile Bolt	113.40	113.40	103.95	135.15		78.75		113.40	78.75		141.75
	1209W	Heavy-Duty Wall Stop SS Cap Screw										78.85	
	1209HA	Extra Heavy-Duty Floor Stop 3" High Rubber; 1" dia. 7" long SS Post										121.80	
	1209HO	Heavy-duty Floor Stop, Hold-Open											34.55
	1209HOHA	Extra Heavy-Duty Floor Stop Hold Open											494.55
	1211	Cast Universal Dome Stop Low Rise Lip x High Rise Rubber Combo Pack	19.35	20.10	26.05	28.70	20.10	16.80					30.45
	D1211000073	Rubber only: 1211 (Grey)											2.50
	W1211	Wrought Universal Dome Stop Combo Pack	17.85	18.60	17.85	18.60	20.10	17.85		20.10	17.85		30.45
	D121000073	Rubber only: W1211 (Grey)											2.50
	1211CL	Carpet Riser for Cast 1211 1/2" riser (Aluminum) - Specify Stop Finish	11.55	11.55				0.00					14.70
	1211CH	Carpet Riser for Cast 1211 3/4" riser (Aluminum) - Specify Stop Finish	12.60	12.60				0.00					15.75
		<u>Note(s):</u> Each 1211CL and 1211CH comes with a 2-1/4" stem and screw Risers are not available for the W1211											
	1214	Floor Stop - 1-3/4" high Combo Pack	52.50	50.40	60.25	62.15	56.85	39.25					66.15
	1214H	Floor Stop - 2-1/4" high Combo Pack	58.80	55.65	69.15	70.75	64.10	44.10					73.50
	1214CK	Floor Stop - 2-1/4" high Combo Pack - Torx Screws	71.40	63.00	60.90	79.20	70.35	52.50					88.20
	D1214CK0073	Rubber only: 1214 (Grey)											5.25
	1214CK x 1268CK	Floor Stop & Anchor Plate 2-1/4" High with Torx Screws	217.35	217.35	195.30	253.90	217.35	170.10					270.90
	D1214CK0073	Rubber only: 1214 (Grey)											5.25
	1215CKU	Universal Floor Stop Low Lip x High Rubber Combo Pack	56.70	56.70	50.40	65.55	56.70	44.10					71.40
	D1215000073	Rubber only: 1215CKU (Grey)											5.25
	1217P	Angle Stop for Pair of Doors	70.35	70.35	60.90	79.20	70.35	52.50					70.35
	1217S	Angle Stop for Single Door	70.35	70.35	60.90	79.20	70.35	52.50					70.35



BOXED PRICES ARE GENERALLY STOCKED IN OCEANSIDE AND AVAILABLE FOR QUICK SHIP.
STOCKING LIST FOR OTHER WAREHOUSES ALSO AVAILABLE.

TRIMCO	DESCRIPTION	605/ 606	613	613E	622	625	626	628	629	630	710 Cu+	Special Finishes
	1220-5 Kickdown Door Holder - 5"	68.55	66.85	92.05	92.90	73.50	52.50					109.20
	1221-4 Kickdown Door Holder - 4" Finish is Sprayed to Match	26.25 606 Only	33.60	27.30	35.50		24.55					40.95
	1221-4FF Kickdown Door Holder - 4" Full Finish (Hand Polished)	57.75	56.70	60.90	81.85	68.55	52.50					88.20
D122000073	Rubber only: 1220 & 1221 (Grey)											5.25
	1223 Floor Stop & Holder Wood Screws	85.20	88.80	85.05	120.65	103.40	76.65					105.00
	1224 Floor Stop & Holder Combo Pack	85.05	85.05	85.05	110.60	85.05	76.65					105.00
D120100073	Rubber only: 1223 & 1224 (Grey)											2.25
	1229A Silencers (price per 100) Sold in multiples of 100 For use on metal frames Available in grey or black											33.60
	1229B Silencers (price per 100) Sold in multiples of 100 For use on wood frames Available in grey or white											33.60
	1229EL Elevator Bumpers (price per 125) Grey only Sold in multiples of 125											700.35
	1231 Floor Stop - 2" High Combo Pack	56.70	49.35	37.80	61.15	56.70	37.20					71.40
	1233 Floor Stop - 2-7/8" High Combo Pack	63.00	56.70	44.10	61.15	63.00	38.30					79.80
D123300073	Rubber only: 1231 & 1233 (Grey)											2.50
	1234 Floor Stop & Holder Combo Pack	90.30	90.30	66.15	86.00	90.30	53.55					111.30
D122400073	Rubber only: 1234 (Grey)											2.50
	1235 Base Stop Wood Screws 3" Projection	38.85	38.85	44.50	57.85	38.85	37.80					48.30
	1240 Hinge Pin Stop 1/4" & 5/16" Hinge Pin											11.55 619 Only
	1244 Roller Stop 4-1/4" Projection	84.00	84.00	83.15	108.10	84.00	52.50					105.00
	1244-6 Roller Stop 6-1/2" Projection	90.30	90.30	86.10	111.95	90.30	66.15					112.35
D124400073	Rubber only: 1244 & 1244-6 (Grey)											5.25
















BOXED PRICES ARE GENERALLY STOCKED IN OCEANSIDE AND AVAILABLE FOR QUICK SHIP.
STOCKING LIST FOR OTHER WAREHOUSES ALSO AVAILABLE.

	TRIMCO	DESCRIPTION	605/ 606	613	613E	622	625	626	628	629	630	710 Cu+	Special Finishes
	1245	Roller Stop Curved	111.30	111.30	68.25	88.75	111.30	52.50					172.20
	D1244000073	Rubber only: 1245 (Grey)											5.25
	1254	Wall Stop & Holder 2-1/8" Projection Combo Pack	114.45	114.45	85.05	110.60	114.45	76.65					142.80
	1255	Plunger Door Holder	71.40	71.40	95.05	94.30	55.05	40.95					88.20
	D1255000073	Rubber only: 1255 (Grey)											5.25
	1257M	Floor Stop & Holder MS & ES	441.00	441.00	479.85	623.85	441.00	369.60					551.25
	1257R	Riser for the 1257M Aluminum Sprayed to Match Specify Stop Finish 5" High							384.30				492.45
	1258M	Floor Stop MS & ES	343.35	343.35	343.35	446.40	343.35	330.75					428.40
	1261	Floor Stop & Holder 1/2" Door Clearance	156.45	156.45	136.50	177.45	156.45	112.35					195.30
	1263	Floor Stop & Holder 1-1/16" Door Clearance	172.20	172.20	148.05	192.50	172.20	118.65					216.30
	1265	Floor Stop & Holder 1-9/16" Door Clearance	196.35	196.35	163.80	212.95	196.35	131.25					246.75
	1267	Floor Stop & Holder 2-1/16" Door Clearance	214.20	214.20	186.90	243.00	214.20	150.15					265.65
	1260W	Wall Stop and Holder with Strike	121.80	121.80	114.45	148.80	121.80	100.80					152.25
	1260WP	Wall Stop and Holder With Pipe Adapter Strike Add \$25.00 LIST for 12" pipe	295.05	295.05	295.05	383.60	295.05	268.80					367.50
	1260P	Pipe Adapter Strike .75 IPS Add \$25.00 LIST for 12" Pipe	148.05	148.05	148.05	192.50	148.05	139.65					185.85
	1268	Anchor Plate Sprayed to Match 3-1/2" diameter Add \$5.50 LIST for adapting for a stop	86.10	86.10	86.10	111.95	86.10	84.00	152.45				109.20
	1268CK	Anchor Plate Sprayed to Match 2-3/4" diameter Add \$5.50 LIST for adapting for a stop	132.30	132.30	132.30	172.00			164.35				166.95
	1270CV	Cast Wall Bumper Concave Combo Pack	22.05	26.05	22.05	28.70	26.25	19.95					33.60
	1270WV	Wrought Wall Bumper Concave Combo Pack	10.50	10.50	10.50	13.65			10.50	6.30			13.65
	D1270010073	Concave Rubber: 1270CV & 1270WV (Grey)											3.15









BOXED PRICES ARE GENERALLY STOCKED IN OCEANSIDE AND AVAILABLE FOR QUICK SHIP.
STOCKING LIST FOR OTHER WAREHOUSES ALSO AVAILABLE.

	TRIMCO	DESCRIPTION	605/ 606	613	613E	622	625	626	628	629	630	710 Cu+	Special Finishes
	1270CX	Cast Wall Bumper Convex Combo Pack	22.05	22.05	26.05	33.90	26.25	19.95					33.60
	1270WX	Wrought Wall Bumper Convex Combo Pack	10.50	10.50	10.50	13.65				10.50	6.30		13.65
	D1270020073	Convex Rubber: 1270CX & 1270WX (Grey)											2.50
	1270CVPV	Cast Concave Wall Bumper Prison Version with Torx Screw Expansion Shield & Anti Rotation Pin	61.75	43.05	53.40	69.45	52.05	33.60					58.80
	1270CVSV	Cast Concave Wall Bumper School Version Surface Mounting	57.75	52.50	51.45	69.35	57.75	33.60					72.45
	D1270010073	Concave Rubber: 1270CVSV & 1270CVPV (Grey)											2.10
	1270CXPV	Cast Convex Wall Bumper Prison Version with Torx Screw Expansion Shield & Anti Rotation Pin	47.25	43.05	43.05	56.00	47.25	33.60					58.80
	1270CXSV	Cast Convex Wall Bumper School Version Surface Mounting	57.75	52.50	51.45	66.90	57.75	33.60					72.45
	D1270020073	Convex Rubber: 1270CXSV & 1270CXPV (Grey)											2.10
	1275RP	Small Wall Bumper Convex Rubber Only	25.20	25.20	16.80	21.85	25.20	13.65					31.50
	1277	Large Cast Wall Bumper - 4" Diameter Convex Rubber Only	99.00	99.00	88.20	114.70	99.00	70.35					131.25
	D1277000073	Rubber only: 1277 (Grey)											16.80
	1278CV	Cast Décor Wall Bumper - Concave Combo Pack	34.95	32.55	32.55	42.35	32.55	25.20					39.90
	1278CX	Cast Décor Wall Bumper - Convex Combo Pack	34.95	32.55	32.55	42.35	32.55	25.20					39.90
	D1270010073	Rubber only: 1278CV (Grey)											2.50
	D1270020073	Rubber only: 1278CX (Grey)											2.50
	L1280	Door Stop & Holder 2-3/4" Projection	103.95	103.95	97.65	126.95	103.95	84.00					129.15
	L1280CI	Door Stop & Holder Sprayed to Match	88.20	88.20	73.50	95.55	88.20	63.00					109.20
	1283-2S	"Adjustre" Floor Stop & Holder	238.35	238.35	220.50	286.65	238.35	190.05					297.15
	1283-4S	"Adjustre" Wall Stop & Holder Adjustable Wall Strike	238.35	238.35	220.50	286.65	238.35	190.05					297.15
	1283LS	"Adjustre" Floor Stop & Holder (Lockable)						390.60					504.00
	1283-6S	"Adjustre" Wall Stop & Holder Adjustable Wall Strike	269.85	269.85	269.85	350.85	269.85	260.40					337.05





















BOXED PRICES ARE GENERALLY STOCKED IN OCEANSIDE AND AVAILABLE FOR QUICK SHIP.
STOCKING LIST FOR OTHER WAREHOUSES ALSO AVAILABLE.

	TRIMCO	DESCRIPTION	605/ 606	613	613E	622	625	626	628	629	630	710 Cu+	Special Finishes
	1290	Floor Stop and Holder Heavy-duty	568.05	568.05	568.05	738.50	568.05	548.10					710.85
	1291	Floor Stop 2-1/2" High											17.85 603 Only
	1296	Base Stop - 4-11/64" Projection With Hanger Bolt	36.75	36.75	34.65	47.40	36.75	29.60					46.20
	1296S	Base Stop - 4-11/16" Projection Surface Mounted	36.75	36.75	34.65	45.05	36.75	25.20					46.20
	1298	Door Stop 4-3/16" Projection	127.05	127.05	124.95	162.45	127.05	99.75					158.55
1201000073		Rubber only: 1298 (Grey)											2.50
	1502	2-3/4" Backset Latchbolt For Push/Pull Latches Only					126.00	115.50					156.45
	1502RV	2-3/4" Backset Latchbolt - Reverse Action For Push/Pull Latches Only					278.25	268.80					346.50
	1503	3-3/4" Backset Latchbolt For Push/Pull Latches Only					126.00	115.50					156.45
	1503RV	3-3/4" Backset Latchbolt - Reverse Action For Push/Pull Latches Only					278.25	268.80					346.50
	1505	5" Backset Latchbolt For Push/Pull Latches Only					126.00	115.50					156.45
	1505RV	5" Backset Latchbolt - Reverse Action For Push/Pull Latches Only					278.25	268.80					346.50











BOXED PRICES ARE GENERALLY STOCKED IN OCEANSIDE AND AVAILABLE FOR QUICK SHIP.
STOCKING LIST FOR OTHER WAREHOUSES ALSO AVAILABLE.

TRIMCO	DESCRIPTION	605/ 606	613	613E	622	625	626	628	629	630	710 Cu+	Special Finishes
 1554	Heavy-duty Roller Latch B Strike standard. A & C Strikes available. Add \$1.10	112.35	112.35	97.65	126.95	112.35	80.85					138.60
 1555	Closet Ball Catch	32.55	32.55	29.40	38.25	32.55	24.15					39.90
 1555L	Closet Ball Catch with Long Strike	32.55	32.55	29.40	38.25	32.55	24.15					39.90
 1559WA	Heavy-duty Roller Latch With Cast Strike	85.05	86.10	79.80	105.40	85.05	65.10					107.10
 1559WB	Heavy-duty Roller Latch With T-Strike	85.05	86.10	79.80	103.75	85.05	65.10					107.10
 1559WC	Heavy-duty Roller Latch With ASA Strike	85.05	86.10	79.80	110.95	85.05	65.10					107.10
 1559A	Cast Strike For use with 1559W and 1554	39.90	39.90	38.85	50.55	39.90	31.50					50.40
 1559B	T-Strike For use with 1559W	31.50	31.50	28.35	36.90	31.50	23.10					39.90
 1559C	ASA Strike For use with 1559W and 1554	38.85	38.85	35.70	46.45	38.85	29.40					0.00
 1559BL	Roller Latch with Angle Stop and Modified "A" Strike	148.05	148.05	131.25	170.65	148.05	108.15					185.85
 1562A	 Push/Pull Latchset  Both Levers Down 5" Backset x 2-3/4" T-Strike (Standard)						365.40			448.35	770.70	570.15
 1562L	 Privacy Push/Pull Latchset - Locking  Both Levers Down Standard: 5" Backset x 2-3/4" T-Strike						521.85			536.55	922.95	682.50
 1562HL	 Passage Push/Pull Latchset - Horizontal Levers Horizontal Standard: 5" Backset x 2-3/4" T-Strike						521.85			536.55		682.50
	<u>Note(s):</u>	Specify handing, latch and strike when ordering. Latch: Standard 5" (1505); Optional: 3-3/4" (1503) and 2-3/4" (1502) Strike: Standard T-Strike (3651); Optional: ASA Strike (3652) add \$7.50 LIST Engraving: "P" Suffix (i.e. 1562AP) add \$31.75 LIST Lead Lined Escutcheon Plate (1592LLE) add \$163.80 LIST Lead Lined Latch Tube (1592LLT) add \$63.80 LIST Available in Bactericidal Copper (Finish Code 710CU):										



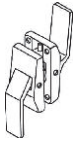


















BOXED PRICES ARE GENERALLY STOCKED IN OCEANSIDE AND AVAILABLE FOR QUICK SHIP.
STOCKING LIST FOR OTHER WAREHOUSES ALSO AVAILABLE.

TRIMCO	DESCRIPTION	605/ 606	613	613E	622	625	626	628	629	630	710 Cu+	Special Finishes																																																																																																																																																																																						
 <p>1562  Mortise Push/Pull Latchset Both Levers Down 2-3/4" Backset ASA Strike</p> <p>NEW</p> <p><u>Lock Type (Y):</u> B - BEST (additional costs) Q - PDQ M - Corbin Russwin (additional costs)</p> <p><u>Handing (ZZ):</u> RH - Right Hand LH - Left Hand</p> <p><u>Q-PDQ: Pricing & Functions (YY)</u></p> <table border="0"> <tr><td>10 - Passage</td><td></td><td></td><td></td><td></td><td></td><td></td><td>1,054.20</td><td></td><td></td><td>1,054.20</td><td>1,815.45</td><td>1,346.10</td></tr> <tr><td>30 - Privacy</td><td></td><td></td><td></td><td></td><td></td><td></td><td>1,163.40</td><td></td><td></td><td>1,163.40</td><td>2,000.25</td><td>1,482.60</td></tr> <tr><td>51 - Entrance/Office</td><td></td><td></td><td></td><td></td><td></td><td></td><td>1,054.20</td><td></td><td></td><td>1,054.20</td><td>1,815.45</td><td>1,346.10</td></tr> <tr><td>55 - Classroom</td><td></td><td></td><td></td><td></td><td></td><td></td><td>1,163.40</td><td></td><td></td><td>1,163.40</td><td>2,000.25</td><td>1,482.60</td></tr> <tr><td>57 - Storeroom/Closet</td><td></td><td></td><td></td><td></td><td></td><td></td><td>1,163.40</td><td></td><td></td><td>1,163.40</td><td>2,000.25</td><td>1,482.60</td></tr> <tr><td>60 - Privacy</td><td></td><td></td><td></td><td></td><td></td><td></td><td>1,163.40</td><td></td><td></td><td>1,163.40</td><td>2,000.25</td><td>1,482.60</td></tr> <tr><td>72 - Classroom Security</td><td></td><td></td><td></td><td></td><td></td><td></td><td>1,163.40</td><td></td><td></td><td>1,163.40</td><td>2,000.25</td><td>1,482.60</td></tr> </table> <p><u>B-BEST & M-Corbin Russwin: Pricing & Functions (YY)</u></p> <table border="0"> <tr><td>10 - Passage</td><td></td><td></td><td></td><td></td><td></td><td></td><td>1,527.75</td><td></td><td></td><td>1,527.75</td><td>2,297.40</td><td>1,947.75</td></tr> <tr><td>30 - Privacy</td><td></td><td></td><td></td><td></td><td></td><td></td><td>1,562.40</td><td></td><td></td><td>1,562.40</td><td>2,408.70</td><td>1,989.75</td></tr> <tr><td>51 - Entrance/Office</td><td></td><td></td><td></td><td></td><td></td><td></td><td>1,528.80</td><td></td><td></td><td>1,528.80</td><td>2,298.45</td><td>1,950.90</td></tr> <tr><td>55 - Classroom</td><td></td><td></td><td></td><td></td><td></td><td></td><td>1,492.05</td><td></td><td></td><td>1,492.05</td><td>2,337.30</td><td>1,901.55</td></tr> <tr><td>57 - Storeroom/Closet</td><td></td><td></td><td></td><td></td><td></td><td></td><td>1,492.05</td><td></td><td></td><td>1,492.05</td><td>2,337.30</td><td>1,901.55</td></tr> <tr><td>60 - Privacy</td><td></td><td></td><td></td><td></td><td></td><td></td><td>1,497.30</td><td></td><td></td><td>1,497.30</td><td>2,339.40</td><td>1,904.70</td></tr> <tr><td>72 - Classroom Security</td><td></td><td></td><td></td><td></td><td></td><td></td><td>1,497.30</td><td></td><td></td><td>1,497.30</td><td>2,339.40</td><td>1,904.70</td></tr> </table>	10 - Passage							1,054.20			1,054.20	1,815.45	1,346.10	30 - Privacy							1,163.40			1,163.40	2,000.25	1,482.60	51 - Entrance/Office							1,054.20			1,054.20	1,815.45	1,346.10	55 - Classroom							1,163.40			1,163.40	2,000.25	1,482.60	57 - Storeroom/Closet							1,163.40			1,163.40	2,000.25	1,482.60	60 - Privacy							1,163.40			1,163.40	2,000.25	1,482.60	72 - Classroom Security							1,163.40			1,163.40	2,000.25	1,482.60	10 - Passage							1,527.75			1,527.75	2,297.40	1,947.75	30 - Privacy							1,562.40			1,562.40	2,408.70	1,989.75	51 - Entrance/Office							1,528.80			1,528.80	2,298.45	1,950.90	55 - Classroom							1,492.05			1,492.05	2,337.30	1,901.55	57 - Storeroom/Closet							1,492.05			1,492.05	2,337.30	1,901.55	60 - Privacy							1,497.30			1,497.30	2,339.40	1,904.70	72 - Classroom Security							1,497.30			1,497.30	2,339.40	1,904.70	<p>Note(s): Must specify handing, mortise lock type and function. 2 year Limited Warranty Available in Bactericidal Copper (Finish Code 710CU); Engraving: "P" Suffix (i.e. 1562B10-P) add \$31.75 LIST</p> <p>To Order: 1562XYZ</p> <p>See Left for Details: X (lock type), YY (function) & ZZ (handing)</p>											
10 - Passage							1,054.20			1,054.20	1,815.45	1,346.10																																																																																																																																																																																						
30 - Privacy							1,163.40			1,163.40	2,000.25	1,482.60																																																																																																																																																																																						
51 - Entrance/Office							1,054.20			1,054.20	1,815.45	1,346.10																																																																																																																																																																																						
55 - Classroom							1,163.40			1,163.40	2,000.25	1,482.60																																																																																																																																																																																						
57 - Storeroom/Closet							1,163.40			1,163.40	2,000.25	1,482.60																																																																																																																																																																																						
60 - Privacy							1,163.40			1,163.40	2,000.25	1,482.60																																																																																																																																																																																						
72 - Classroom Security							1,163.40			1,163.40	2,000.25	1,482.60																																																																																																																																																																																						
10 - Passage							1,527.75			1,527.75	2,297.40	1,947.75																																																																																																																																																																																						
30 - Privacy							1,562.40			1,562.40	2,408.70	1,989.75																																																																																																																																																																																						
51 - Entrance/Office							1,528.80			1,528.80	2,298.45	1,950.90																																																																																																																																																																																						
55 - Classroom							1,492.05			1,492.05	2,337.30	1,901.55																																																																																																																																																																																						
57 - Storeroom/Closet							1,492.05			1,492.05	2,337.30	1,901.55																																																																																																																																																																																						
60 - Privacy							1,497.30			1,497.30	2,339.40	1,904.70																																																																																																																																																																																						
72 - Classroom Security							1,497.30			1,497.30	2,339.40	1,904.70																																																																																																																																																																																						
 <p>1562AE  Exit/Entrance Push/Pull Latchset Lever Down, One Side Only Standard: 5" Backset x 2-3/4" T-Strike</p>	<p>Note(s): Specify handing, latch and strike when ordering. Latch: Standard 5" (1505); Optional: 3-3/4" (1503) and 2-3/4" (1502) Strike: Standard T-Strike (3651); Optional: ASA Strike (3652) add \$7.90 LIST Engraving: "P" Suffix (i.e. 1562AP) add \$31.75 LIST Lead Lined Escutcheon Plate (1592LLE) add \$163.80 LIST Lead Lined Latch Tube (1592LLT) add \$163.80 LIST Available in Bactericidal Copper (Finish Code 710CU);</p>						315.00			372.75	645.75	476.70																																																																																																																																																																																						
 <p>1563A  Push/Pull Latchset Both Levers Up Standard: 5" Backset x 2-3/4" T-Strike</p>	<p>Note(s): Specify handing, latch and strike when ordering. Latch: Standard 5" (1505); Optional: 3-3/4" (1503) and 2-3/4" (1502) Strike: Standard T-Strike (3651); Optional: ASA Strike (3652) add \$7.90 LIST Engraving: "P" Suffix (i.e. 1562AP) add \$31.75 LIST Lead Lined Escutcheon Plate (1592LLE) add \$163.80 LIST Lead Lined Latch Tube (1592LLT) add \$163.80 LIST Available in Bactericidal Copper (Finish Code 710CU);</p>						366.45			448.35	770.70	570.15																																																																																																																																																																																						
 <p>1580A  Push/Pull Latchset Push Lever Up, Pull Lever Down Standard: 5" Backset x 2-3/4" T-Strike</p>	<p>Note(s): Specify handing, latch and strike when ordering. Latch: Standard 5" (1505); Optional: 3-3/4" (1503) and 2-3/4" (1502) Strike: Standard T-Strike (3651); Optional: ASA Strike (3652) add \$7.90 LIST Engraving: "P" Suffix (i.e. 1562AP) add \$31.75 LIST Lead Lined Escutcheon Plate (1592LLE) add \$163.80 LIST Lead Lined Latch Tube (1592LLT) add \$163.80 LIST Available in Bactericidal Copper (Finish Code 710CU);</p>						366.45			448.35	770.70	570.15																																																																																																																																																																																						


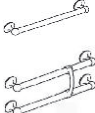
















BOXED PRICES ARE GENERALLY STOCKED IN OCEANSIDE AND AVAILABLE FOR QUICK SHIP.
STOCKING LIST FOR OTHER WAREHOUSES ALSO AVAILABLE.

TRIMCO	DESCRIPTION	605/ 606	613	613E	622	625	626	628	629	630	710 Cu+	Special Finishes	
 1581A	 Push/Pull Latchset  Push Lever Down, Pull Lever Up Standard: 5" Backset x 2-3/4" T-Strike Note(s):						366.45	0.00	0.00	448.35	770.70	570.15	
												Specify handing, latch and strike when ordering. Latch: Standard 5" (1505); Optional: 3-3/4" (1503) and 2-3/4" (1502) Strike: Standard T-Strike (3651); Optional: ASA Strike (3652) add \$7.90 LIST Engraving: "P" Suffix (i.e. 1562AP) add \$31.75 LIST Lead Lined Escutcheon Plate (1592LLE) add \$163.80 LIST Lead Lined Latch Tube (1592LLT) add \$163.80 LIST Available in Bactericidal Copper (Finish Code 710CU);	
 1591A	 Push Latchset - <u>Push to Latch</u>  Lever Down, One Side Only Standard: 5" Backset x 2-3/4" T-Strike						596.40			625.80	1,078.35	799.05	
 1591B	 Pull Latchset - <u>Pull to Latch</u>  Lever Down, One Side Only Standard: 5" Backset x 2-3/4" T-Strike Note(s):						596.40			625.80	1,078.35	799.05	
												Latch: Standard 5" (1505); Optional: 3-3/4" (1503) and 2-3/4" (1502) Strike: Standard T-Strike (3651); Optional: ASA Strike (3652) add \$7.90 LIST Engraving: "P" Suffix (i.e. 1562AP) add \$31.75 LIST Lead Lined Escutcheon Plate (1592LLE) add \$163.80 LIST Lead Lined Latch Tube (1592LLT) add \$163.80 LIST Available in Bactericidal Copper (Finish Code 710CU);	
1592LLE	Lead Lined Escutcheon Plates (Set of 2) For the 1500 Series Push/Pull Latchsets												181.65 Lead only
1592LLT	Lead Lined Latch Tube For the 1500 Series Push/Pull Latchsets												181.65 Lead only
 1593RK	Replacement Kit Kit for adaptation of 1500 series Push/Pull Strike Only	187.95	187.95			187.95	175.35						235.20 147.00
 1630	Push Bar 3/8" x 2-1/2"	619.50	619.50	619.50	805.35				619.50	594.30			774.90
 1630B	Push Bar 3/8" x 2-1/2" BTB (Pair) Note(s):	1,299.90	1,299.90	1,285.20	1,670.80				1,299.90	1,261.05			1,604.40
													Specify center-to-center when ordering. All Push Bar Sets and Push/Pull Sets are priced up to 34" ctc. Add \$20.50 LIST for each additional inch over 34" ctc.
 1633	 Push Bar 3/8" x 2-1/2" Note(s):	544.95	544.95	544.95	708.45				544.95	521.85			680.40
													Specify center-to-center when ordering. All Push Bar Sets and Push/Pull Sets are priced up to 34" ctc. Add \$21.50 LIST for each additional inch over 34" ctc.
 1633-1	Lever Handle Protector 3/8" x 1-1/2" x 14" ctc	365.40	365.40	365.40	475.05				365.40	351.75			454.65
 1637	 Push Bar 3/8" x 1-1/4" J1637 "J" Hook Only: 1637 Push Bar (1 End) Note(s):	589.05	589.05	589.05	765.80				589.05	577.50			735.00 13.65
													Specify center-to-center when ordering. All Push Bar Sets and Push/Pull Sets are priced up to 34" ctc. Add \$21.50 LIST for each additional inch over 34" ctc.


























BOXED PRICES ARE GENERALLY STOCKED IN OCEANSIDE AND AVAILABLE FOR QUICK SHIP.
STOCKING LIST FOR OTHER WAREHOUSES ALSO AVAILABLE.

TRIMCO	DESCRIPTION	605/ 606	613	613E	622	625	626	628	629	630	710 Cu+	Special Finishes
	1642 5/8" dia. Push Bar Set 2 Bar Set Brackets - 5/8" x 5"	496.65	496.65	496.65	645.65	496.65	487.20				836.85	619.50
	1643 5/8" dia. Push Bar Set 3 Bar Set Brackets - 5/8" x 8"	589.05	589.05	589.05	765.80	589.05	577.50				993.30	735.00
	1644 5/8" dia. Push Bar Set 4 Bar Set Brackets - 5/8" x 11"	711.90	711.90	711.90	925.50	711.90	698.25				1,201.20	891.45
	<u>Note(s):</u>	Specify center-to-center when ordering. All Push Bar Sets and Push/Pull Sets are priced up to 34" ctc. Add \$21.50 LIST for each additional inch over 34" ctc.										
	1661 1" dia. Push Bar	542.85	542.85	542.85	705.75	542.85	534.45				913.50	677.25
	1662  1" dia. Push Bar 2 Bar Set	1,176.00	1,176.00	1,176.00	1,528.80	1,176.00	1,152.90				1,984.50	1,470.00
	<u>Note(s):</u>	Specify center-to-center when ordering. All Push Bar Sets and Push/Pull Sets are priced up to 34" ctc. Add \$21.50 LIST for each additional inch over 34" ctc.										
	1698 Push Bar 3/8" x 2-1/2"	743.40	743.40	699.30	909.10		685.65		743.40	668.85		930.30
	<u>Note(s):</u>	Specify center-to-center when ordering. All Push Bar Sets and Push/Pull Sets are priced up to 34" ctc. Add \$21.50 LIST for each additional inch over 34" ctc.										
	1729  3/4" dia. Push/Pull Bar Set 10" ctc Straight Pull	512.40	512.40	512.40	666.15	512.40	571.05	487.20	512.40	501.90	717.15	641.55
	1731  1" dia. Push/Pull Bar Set 10" ctc Straight Pull	557.55	756.95	738.35	959.90	557.55	571.05	534.45	557.55	548.10	895.65	697.20
	1732  1" dia. Push/Pull Bar Set 12" ctc Straight Pull	636.30	785.05	636.30	827.20	636.30	623.70	610.05	636.30	623.70	896.70	832.65
	1737  1" dia. 90° Offset Push/Pull Bar Set 10" ctc Offset Pull	698.25	868.30	846.90	1,101.00	698.25	668.85	653.10	698.25	668.85	1,038.45	870.45
	1738  1" dia. 90° Offset Push/Pull Bar Set 12" ctc Offset Pull	711.90	892.95	872.20	926.20	711.90	691.90	668.85	711.90	684.60	1,067.85	891.45
	1740 3/4" dia. Push Bar E Mounting Standard	405.30	405.30	405.30	526.90	405.30	381.15	371.70	405.30	268.80	512.40	504.00
	1741 1" dia. Push Bar E Mounting Standard	434.70	551.00	434.70	565.15	434.70	411.60	403.20	434.70	329.70	594.30	542.85
	1745 1-1/4" dia. Push Bar E Mounting Standard	496.65	496.65	496.65	645.65	496.65	487.20	472.50	496.65	455.70	739.20	619.50
	1746  1-1/4" dia. Push/Pull Bar Set 18" ctc Straight Pull	976.50	976.50	976.50	1,269.45	976.50	957.60	910.35	976.50	957.60	1,251.60	1,161.30
	1746-1  1-1/4" dia. Push/Pull Bar Set 12" ctc Straight Pull	913.50	913.50	913.50	1,187.55	913.50	880.95	866.25	913.50	880.95	1,174.95	1,088.85
	1747  1-1/4" dia. 90° Offset Push/Pull Bar Set 18" ctc Offset Pull	976.50	976.50	976.50	1,269.45	976.50	957.60	927.15	976.50	957.60	1,315.65	1,218.00
	1747-1  1-1/4" dia. 90° Offset Push/Pull Bar Set 12" ctc Offset Pull	946.05	946.05	946.05	1,229.90	946.05	927.15	927.15	946.05	910.35	1,272.60	1,181.25
	Add per inch over 34"	26.25	26.25	26.25	34.15	26.25	17.85	16.80	26.25	17.85	33.60	28.35
	<u>Note(s):</u>	Specify Push Bar center-to-center when ordering. All Push Bar Sets and Push/Pull Sets are priced up to 34" ctc. E & G mounting 1-3/4" thick wood or metal door. Concealed mounting, specify door type. FOCAL Designer Option: Add \$45.70 LIST										



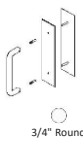




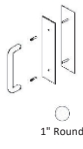






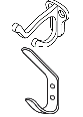


BOXED PRICES ARE GENERALLY STOCKED IN OCEANSIDE AND AVAILABLE FOR QUICK SHIP.
STOCKING LIST FOR OTHER WAREHOUSES ALSO AVAILABLE.

TRIMCO	DESCRIPTION	605/ 606	613	613E	622	625	626	628	629	630	710 Cu+	Special Finishes
 1748  3/4" dia. "C" Shaped Offset Door 12" ctc Pull		343.35	343.35	343.35	446.40	343.35	338.10	330.75	343.35	338.10		428.40
1748-1  1" dia. "C" Shaped Offset Door 12" ctc Pull		439.95	439.95	439.95	571.95	439.95	414.75	407.40	439.95	414.75		550.20
	<u>Note(s):</u> 1748 Series pulls are covered by warranty if ordered w/ BP4 Back Plates & L or M Mounting											
 1802-4  Pull Plate 4" x 16" 6" CTC Pull (1"x3/8" bar)		380.10	380.10	380.10	494.15		371.70		380.10	330.75		473.55
 1802-25 Pull Plate 4" x 25"	<u>Options:</u>	431.55	431.55	416.85	541.95				431.55	365.40		539.70
	PL - Engraved "PULL" (i.e. 1802-25PL)	40.95										
	PH - Engraved "PUSH" (i.e. 1802-25PH)	40.95										
	CC - 1-1/4" dia. Cutout (i.e. 1802-25CC-PL)	19.95										
	CD - 2-1/8" dia. Cutout (i.e. 1802-25CD-PH)	19.95										
 1804-4  Pull Plate 4" x 16" 5" ctc Pull		469.35	469.35	353.85	460.05				469.35	295.05		582.75
 1807-4 Push Plate 4" x 16" Rounded Bevel Top & Bottom Edges		180.60	180.60	116.55	151.55				180.60	99.75	318.15	225.75
 1807-25 Push Plate 4" x 25" Rounded Bevel Top & Bottom Edges		303.45	303.45	195.30	253.90				303.45	164.85	541.80	383.25
 1809-4 Push Plate 4" x 16" B4E		236.25	236.25	154.35	200.70				236.25	129.15	415.80	294.00
 1820 Push/Pull Plate 3-1/2" x 16-1/2"		150.15	150.15	87.15	113.30	134.50	123.40		150.15	73.20	221.55	184.80
 1820-11 Push/Pull Plate 8" x 16-1/2"		264.60	264.60	240.45	312.60				264.60	199.50	464.10	328.65
 1822 Pull 2" x 3-3/4" 1-1/4" dia. Cutout - Adhesive Mount		114.45	114.45	73.50	95.55	96.75	74.40		114.45	75.85	171.15	141.75
 1822-1 Pull 2" x 3-3/4" No Cutout - Surface Mount		107.10	107.10	85.05	110.60				108.15	69.30	160.65	135.45
 1822-2 Pull 3" x 4-3/4" 2-1/8" dia. Cutout - Adhesive Mount		135.45	135.45	119.70	155.65				135.45	99.75	235.20	169.05
 1822-2-P Pull 3" x 4-3/4" w/ Anti-Rotation Pin 2-1/8" dia. Cutout - Adhesive Mount		161.70	161.70	147.00	191.10				161.70	127.05		202.65
 1822-3-P  Pull 2" x 3-3/4" 1-1/4" dia. Cutout - Adhesive Mount		141.75	141.75	100.80	131.05				141.75	87.15		176.40
<u>THE ULTIMATE RESTROOM PULL</u>		Manufactured with Copper Alloy										
 1835-2  Push/Pull Plate Combo 3-1/2" x 15" Plate 6" ctc Ultimate Restroom Pull Rounded Bevel Top & Bottom Edges										387.45	966.00	
 1835-3  Push/Pull Plate Combo 4" x 16" Plate 6" ctc Ultimate Restroom Pull Rounded Bevel Top & Bottom Edges										387.45	966.00	
	<u>Note(s):</u> For 630TG antimicrobial coating, add 35% to the 630 price											










BOXED PRICES ARE GENERALLY STOCKED IN OCEANSIDE AND AVAILABLE FOR QUICK SHIP.
STOCKING LIST FOR OTHER WAREHOUSES ALSO AVAILABLE.

	TRIMCO	DESCRIPTION	605/ 606	613	613E	622	625	626	628	629	630	710 Cu+	Special Finishes
	1894-3	 Push/Pull Plate Combo 3-1/2" x 15" with 3/4" dia. 6" ctc Pull Rounded Bevel Top & Bottom Edges	539.70	539.70	363.30	472.30				539.70	302.40	908.25	672.00
	1894-3B	 Push/Pull Plate Combo 3-1/2" x 15" with 3/4" dia. 8" ctc Pull Rounded Bevel Top & Bottom Edges	539.70	539.70	363.30	472.30				539.70	302.40	908.25	672.00
	1894-4	 Push/Pull Plate Combo 4" x 16" with 3/4" dia. 6" ctc Pull Rounded Bevel Top & Bottom Edges	539.70	539.70	363.30	472.30				539.70	302.40	908.25	672.00
	1894-4B	 Push/Pull Plate Combo 4" x 16" with 3/4" dia. 8" ctc Pull Rounded Bevel Top & Bottom Edges	539.70	539.70	363.30	472.30				539.70	302.40	908.25	516.60
	1895-3	 Push/Pull Plate Combo 3-1/2" x 15" with 1" dia. 8" ctc Pull Rounded Bevel Top & Bottom Edges	575.40	575.40	469.35	610.20				575.40	391.65	969.15	720.30
	1895-3B	 Push/Pull Plate Combo 3-1/2" x 15" with 1" dia. 10" ctc Pull Rounded Bevel Top & Bottom Edges	575.40	575.40	469.35	610.20				575.40	391.65	969.15	720.30
	1895-4	 Push/Pull Plate Combo 4" x 16" with 1" dia. 8" ctc Pull Rounded Bevel Top & Bottom Edges	575.40	575.40	469.35	610.20				575.40	391.65	969.15	720.30
	1895-4B	 Push/Pull Plate Combo 4" x 16" with 1" dia. 10" ctc Pull Rounded Bevel Top & Bottom Edges	665.70	665.70	485.10	630.65				665.70	407.40	1,346.10	998.55
	1896-4B	 Push/Pull Plate 4" x 16" Grip 10" CC 1" dia with Rounded Bevel Top & Bottom Edges	720.30	720.30	539.70	701.65				720.30	450.45	1,215.90	946.05
	3070-1	Coat & Hat Hook	23.05	28.45		57.45	22.05	24.30			42.00		27.30
	3071	Coat Hook - 5-1/2" High	92.05	92.05			81.90	80.85		92.05	63.25		103.95
	3071-1	Coat Hook - 4-1/2" High	92.05	92.05			81.90	80.85		92.05	63.25		103.95
	3072	Coat Hook			107.10	139.25			144.25	105.60		159.60	
	3090	Carry Open Bar Assembly	98.70	98.70			98.70	97.65					122.85























BOXED PRICES ARE GENERALLY STOCKED IN OCEANSIDE AND AVAILABLE FOR QUICK SHIP.
STOCKING LIST FOR OTHER WAREHOUSES ALSO AVAILABLE.

TRIMCO	DESCRIPTION	605/ 606	613	613E	622	625	626	628	629	630	710 Cu	Special Finishes
 3092	UL Retracting Arm Coordinator <u>Note(s):</u>										317.10 Silver	296.10 Black
 3093	UL Drop Arm Coordinator	235.20	235.20			235.20	145.95					291.90
3094A2	UL Stop Mounted Coordinator - 32" - 43" - 53" Opening, includes filler bar										246.75 Silver	224.70 Black
3094B1	UL Stop Mounted Coordinator - 52" - 53" - 63" Opening, includes filler bar										246.75 Silver	224.70 Black
3094B2	UL Stop Mounted Coordinator - 52" - 63" - 75" Opening, includes filler bar										246.75 Silver	224.70 Black
3094B3	UL Stop Mounted Coordinator - 52" - 75" - 87" Opening, includes filler bar										246.75 Silver	224.70 Black
3094B4	UL Stop Mounted Coordinator - 52" - 87" - 95" Opening, includes filler bar										246.75 Silver	224.70 Black
3094C4	UL Stop Mounted Coordinator - 60" - 95" - 107" Opening, includes filler bar										268.80 Silver	248.85 Black
 3094D	UL Stop Mounted Coordinator For use with uneven pair of doors Specify door opening size										513.45 Silver	493.50 Black
3094-1	Filler Bar Only - 12"										74.55 Silver	60.90 Black
3094-2	Filler Bar Only - 24"										81.90 Silver	68.25 Black
3094-3	Filler Bar Only - 36"										88.20 Silver	74.55 Black
3094-4	Filler Bar Only - 48"										95.55 Silver	81.90 Black
3094-5	Filler Bar Only - 60"										101.85 Silver	88.20 Black
3094-6	Filler Bar Only - 72"										109.20 Silver	95.55 Black
 3095	Steel Mounting Bracket Stop width 7/8" to 2-1/4"										63.00 Silver	45.15 Black
 3096	Steel Mounting Bracket Stop width over 2-1/4"										63.00 Silver	45.15 Black
	<u>Note(s):</u>	All 3094's except 3094D are for even pairs of doors ONLY. Add \$94.50 LIST for special prep. Standard finishes: Black and Silver Aluminum Paint. Other finishes also available. Call to inquire. For Coordinators cut for exit devices, specify opening width, exit device manufacturer, active door width and stop dimensions if other than 5/8".										







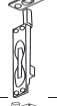
















BOXED PRICES ARE GENERALLY STOCKED IN OCEANSIDE AND AVAILABLE FOR QUICK SHIP.
STOCKING LIST FOR OTHER WAREHOUSES ALSO AVAILABLE.

	TRIMCO	DESCRIPTION	605/ 606	613	613E	622	625	626	628	629	630	710 Cu+	Special Finishes
	3651	2-3/4" T-Strike (A115.3)	44.10	44.10			44.10	13.65					54.60
	3652	4-7/8" ASA Strike (A115.2)	51.45	51.45			51.45	15.75					65.10
	3810	 UL Automatic Flushbolt Metal Doors	135.00	155.40	136.50	213.55	148.05	130.35		148.05	130.35		185.85
	3810x3810	 UL Automatic Flushbolt Metal Doors	264.60	270.90	287.35	406.25	295.05	255.15		295.05	255.15		367.50
	3810x3850	 UL Automatic Flushbolt with Fire Bolt Metal Doors	264.60	270.90	270.90	352.20	295.05	255.15		295.05	255.15		367.50
	3820	 UL Semi-Automatic Flushbolt Metal Doors	135.00	136.50	155.40	213.55	148.05	130.35		148.05	130.35		185.85
	3820x3810	 UL Semi-Automatic Flushbolt Metal Doors	264.60	270.90	287.35	406.25	295.05	255.15		295.05	255.15		367.50
	3820x3850	 UL Semi-Automatic Flushbolt with Fire Bolt Metal Doors	264.60	270.90	270.90	352.20	295.05	255.15		295.05	255.15		367.50
	3815L	 UL Automatic Flushbolt Wood Doors	152.25	156.45	157.40	208.00	170.10	145.95		170.10	145.95		214.20
	3815Lx3815L	 UL Automatic Flushbolt Wood Doors	301.35	309.75	309.75	438.15	339.15	289.80		339.15	289.80		425.25
	3815Lx3850	 UL Automatic Flushbolt with Fire Bolt Wood Doors	301.35	309.75	309.75	404.90	339.15	289.80		339.15	289.80		425.25
	3825L	UL Semi-Automatic Flushbolt Wood Doors	152.25	156.45	156.45	208.00	170.10	145.95		170.10	145.95		214.20
	3825Lx3815L	 UL Semi-Automatic Flushbolt Wood Doors	301.35	309.75	309.75	402.70	339.15	289.80		339.15	289.80		425.25
	3825Lx3850	 UL Semi-Automatic Flushbolt with Fire Bolt Wood Doors	301.35	309.75	309.75	402.70	339.15	289.80		339.15	289.80		425.25
	3830A	Finish Kit Only Automatic Flushbolts	49.35	49.35	49.35	64.20	54.60	46.20		54.60	46.20		68.25
	3830AL	Long Finish Kit Only Automatic Flushbolts	49.35	49.35	49.35	64.20	54.60	46.20		54.60	46.20		68.25
	3830M	Finish Kit Only Semi-Automatic Flushbolt - Metal Door	49.35	49.35	49.35	64.20	54.60	46.20		54.60	46.20		68.25
	3830WL	Long Finish Kit Only Semi-Automatic Flushbolt - Wood Door	49.35	49.35	49.35	64.20	54.60	46.20		54.60	46.20		68.25
	3850	 Fire Bolt - Edge Mount (630 Only)									189.00		
	3900	 Dubl-Bolt - Two Point Flushbolt Used on Inactive Leaf Specify Door Type, Height and Strike Type	480.90	480.90	480.90	625.20	480.90	463.05					600.60



BOXED PRICES ARE GENERALLY STOCKED IN OCEANSIDE AND AVAILABLE FOR QUICK SHIP.
STOCKING LIST FOR OTHER WAREHOUSES ALSO AVAILABLE.

	TRIMCO	DESCRIPTION	605/ 606	613	613E	622	625	626	628	629	630	710 Cu+	Special Finishes
	3910	Dust Proof Strike	40.95	40.95	40.95	63.00	40.95	31.50		40.95	31.50		51.45
	3910N	Dust Proof Strike with No Face Plate	33.60	33.60	33.60	43.70	33.60	26.25		33.60	26.25		42.00
	3911	Adjustable Dust Proof Strike	50.40	51.85	51.85	67.45	50.40	39.90		50.40	39.90		63.00
	3913	 UL Manual Flushbolt 1" x 6-3/4" x 3/4" throw Wood Door	58.80	58.80	58.80	86.00	58.80	48.40					74.55
	W3913	 UL Wrought Manual Flushbolt 1" x 6-3/4" x 3/4" throw Wood Door	51.45	51.45	51.45	66.90	51.45	42.00					66.15
	3915	 UL Manual Flushbolt 1-1/4" x 6-3/4" x 11/16" throw 12" Rod Standard Metal Door	76.65	76.65	76.65	99.65	76.65	55.65					97.65
	3916	Manual Flushbolt 1" x 15-1/2" x 5/8" throw Available up to 40" in Length Add per inch over 15-1/2" Wood Door	353.85	353.85	353.85	460.05	353.85	275.10					442.05
			8.40	8.40	8.40	10.95	8.40	7.35					10.50
	3917-12	 UL Manual Flushbolt - 12" 1" x 6-3/4" x 11/16" throw Metal Door	42.00	42.00	43.20	56.20	50.40	32.55					63.00
	3917-18	 UL Manual Flushbolt - 18"	66.15	66.15	66.15	86.00	73.50	55.65					80.85
	3917-24	 UL Manual Flushbolt - 24"	67.20	67.20	67.20	87.40	74.55	56.70					81.90
	3917-36	 UL Manual Flushbolt - 36"	68.25	68.25	68.25	88.75	76.65	57.75					84.00
	3917-48	 UL Manual Flushbolt - 48"	70.35	70.35	70.35	91.50	78.75	58.80					85.05
	3917-12ET	Manual Flushbolt - Extended Throw 1" x 6-3/4"; Throw 1-1/4" Metal Door	58.80	58.80	58.80	76.45	58.80	48.30					74.55
	W3917-12	 UL Wrought Manual Flushbolt - 12" 1" x 6-3/4" x 11/16" throw Metal Door	40.95	40.95	40.95	53.25	40.95	31.50					51.45
	W3917-18	 UL Wrought Manual Flushbolt - 18"	65.10	65.10	65.10	84.65	72.45	53.55					79.80
	W3917-24	 UL Wrought Manual Flushbolt - 24"	66.15	66.15	66.15	86.00	73.50	54.60					80.85
	W3917-36	 UL Wrought Manual Flushbolt - 36"	67.20	67.20	67.20	87.40	74.55	56.70					81.90
	W3917-48	 UL Wrought Manual Flushbolt - 48"	68.25	68.25	68.25	88.75	76.65	57.75					84.00
	3917-1B	1-1/2" Long Bolthead for the 3917 (Steel)											19.95
	3917-3B	3" Long Bolthead for the 3917 (Steel)											19.95

















BOXED PRICES ARE GENERALLY STOCKED IN OCEANSIDE AND AVAILABLE FOR QUICK SHIP.
STOCKING LIST FOR OTHER WAREHOUSES ALSO AVAILABLE.

	TRIMCO	DESCRIPTION	605/ 606	613	613E	622	625	626	628	629	630	710 Cu+	Special Finishes
	3920-4	Heavy-Duty Surface Bolt Dutch Door Bolt 4-1/4" Long	50.40	71.40			71.40	48.30					88.20
	3920-8	8" Long with Universal Strike		100.80			100.80	67.20					126.00
	3920-8M	8" Long with Mortise Strike	70.35	100.80			100.80	67.20					126.00
	3920-8A	8" Long with Angle Strike	70.35	100.80			100.80	67.20					126.00
	Angle	Add per inch if over 8"	15.75	18.90				15.75					24.15
	Mortise												
	Universal												
		<u>Note(s):</u> Supplied with Universal Strike. Specify if Angle or Mortise Strike is needed.											
	3921-8	Heavy-duty Surface Bolt 8" long with Decorative Knob	166.95	166.95			166.95	131.25					208.95
	3921-12	Heavy-duty Surface Bolt 12" long with Decorative Knob	222.60	222.60		321.70	222.60	199.70					278.25
	3921-18	Heavy-duty Surface Bolt 18" long with Decorative Knob	238.35	238.35			238.35	200.55					297.15
	3921-24	Heavy-duty Surface Bolt 24" long with Decorative Knob	271.80	349.40			254.10	336.95					317.10
	Angle	Add per inch over 24"	17.85	19.95			19.95	16.80					27.30
	Mortise												
	Universal												
		<u>Note(s):</u> Supplied with Universal Strike. Specify if Angle or Mortise Strike is needed. Angle Strike (3920-3A), Mortise Strike (39201M) and Universal Strike (3920-1U)											
	3922	UL Heavy-duty Surface Bolt 8" Long		91.35				55.65		112.35	97.65		72.45 603 only
	3923	UL Heavy-duty Surface Bolt 12" Long		111.30			111.30	71.40			113.40		93.45 603 only
		Add per inch over 12"		19.95			19.95	19.95			24.15		28.35 603 only
	3922L	Heavy-duty Locking Surface Bolt Locking "B" - 8" Padlock by Others Torx Screws Specify SMS or MS		261.45				153.30		269.85	237.30		306.60
	3928K	Cremona Bolt with Knob Up to 90"	1986.60	1986.60			1986.60	1897.35					2482.20
	3928L	Cremona Bolt with Lever Up to 90", Specify Handing Add for each addition 6" over 90"	1986.60	1986.60			1986.60	1897.35					2482.20
			142.80	142.80			142.80	138.60					180.60
	3999	Flushbolt - 6" Corner Mount Rounded End	18.90	18.90			18.90	16.80					24.15
	3999SE	Flushbolt - 6" Corner Mount Square End	18.90	18.90			18.90	16.80					24.15













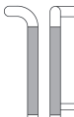










BOXED PRICES ARE GENERALLY STOCKED IN OCEANSIDE AND AVAILABLE FOR QUICK SHIP.
STOCKING LIST FOR OTHER WAREHOUSES ALSO AVAILABLE.

	TRIMCO	DESCRIPTION	605/ 606	613	613E	622	625	626	628	629	630	710 Cu+	Special Finishes
	4015	Chain Door Guard	16.40				21.00						609 Antique Brass
	4016	Swing Arm Door Guard	48.30	56.70	56.70	73.75	56.70	48.30					72.45
	4016-ED	Edge Protector with Adhesive Tape Minimum order 30 Pieces	11.55	15.75	15.75	20.50	15.75	11.75					21.00
	4016S	Spacer Black Nylon ONLY											25.20
		<u>Note(s):</u> Specify screw finish & spacer size (1/8", 1/4", 3/8", 5/8", 3/4", 7/8")											
	4017	 Security Door Guard	63.00		63.00	81.90	63.00	51.70					80.85
	4017-ED	Edge Protector (1-1/2" x 2") with Adhesive Tape	15.75	19.95	19.95	25.95	19.95	15.75					27.30
	4017-ET	Emergency Tool for Security Door Guard											11.55
	4017-HO	Hold Open Tool for Security Door Guard											11.55
	4048	Chain Crash Stop (603 only)											65.70
	4872	2" Surface Bolt	18.90	18.90			23.10	18.90					26.00
	4873	3" Surface Bolt	18.90	21.00			23.10	18.90					26.00
	4874	4" Surface Bolt	21.00	23.10			25.20	21.00					28.25
	4876	6" Surface Bolt	25.20	27.30			30.45	26.25					34.00
	4882	12" Surface Bolt	36.75	43.05			46.20	36.75					53.00
		Add per inch over 12" Max Height - 48"	12.60	12.60			12.60	12.60					14.90
	5000-T	Lock Astragal - Cast 1-7/8" x 9-1/2" Use with Mortise Lock (1-1/2" lip strike)	101.85	101.85	101.85	149.75	101.85	86.00					126.00
	5001	Lock Astragal Stainless Steel Use with Mortise or Cylindrical Locks									55.05		
	5002	Lock Astragal Stainless Steel Use with Cylindrical Locks 1-9/16" x 6"									51.35		
	5004	Mortise Lock Status Indicator Locked or Unlocked Specify Mortise Lock Manufacturer \$50.00 set-up charge for orders <5 pieces						478.80					596.40
		<u>Note(s):</u> 5004 order form required.											
	5022	Unit Lock to Cylindrical Lock Filler								457.80	365.40		570.15
	5022A	Unit Lock to Cylindrical Lock Filler With Astragal								457.80	365.40		570.15



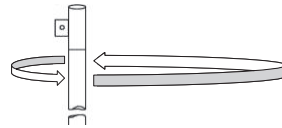
BOXED PRICES ARE GENERALLY STOCKED IN OCEANSIDE AND AVAILABLE FOR QUICK SHIP.
STOCKING LIST FOR OTHER WAREHOUSES ALSO AVAILABLE.

TRIMCO	DESCRIPTION	605/ 606	613	613E	622	625	626	628	629	630	710 Cu+	Special Finishes
fOCAL		fOCAL Notes: fOCAL products are made to order and are not returnable. Many products can be made to the fOCAL styling: Pulls/Grips add \$47.75 LIST Push/Pull Bar Sets add \$47.75 LIST										
	7001 fOCAL Push Plate - 4" x 16" No Screw Holes x Adhesive Mounting	95.55	95.55	95.55	124.25	95.55	91.35	90.30	95.55	91.35	159.60	117.60
	7009 fOCAL Push Plate - 6" x 16" No Screw Holes x Adhesive Mounting	112.35	112.35	112.35	146.10	112.35	112.35		112.35	112.35	187.95	139.65
	7100 fOCAL Robe Hook & Stop	71.40	73.50	73.50	95.55	79.80	70.35		103.95	103.95		128.10
	7059 fOCAL Round Flush Cup	88.20	88.20	88.20	114.70	98.70	98.70					121.80
	7060 fOCAL Flush Pull - Large	114.45	132.30	127.05	165.20	127.05	113.40				223.65	166.95
	7061 fOCAL Flush Pull -Small	98.70	103.95	101.85	132.45	101.85	98.70				181.65	133.35
	7140  fOCAL 3/4" dia. "D" Pull 6" ctc with 3" x 12" Plate	214.20	214.20	214.20	278.50	214.20	206.85		214.20	206.85	359.10	267.75
	7140S  fOCAL 3/4" dia. "D" Pull 6" ctc with Black Style Back Plates	214.20	214.20	214.20	278.50	214.20	206.85		214.20	206.85	359.10	267.75
	7141  fOCAL 3/4" dia. "D" Pull 8" ctc with 3" x 12" Plate	240.45	238.35	238.35	309.90	238.35	227.85		240.45	227.85	400.05	298.20
	7141S  fOCAL 3/4" dia. "D" Pull 8" ctc with Black Style Back Plates	227.85	227.85	227.85	296.25	227.85	227.85		227.85	221.55	453.60	326.55
	7150  fOCAL 1" dia. Cane Pull 10" ctc x 3/4" dia. Post <i>Note(s):</i> Custom lengths available by quote See Page vii for mounting chart BTB available	601.65	601.65	601.65	782.15		601.65		601.65	601.65		753.90
	7160  fOCAL 1" dia. Offset Cane Pull 10" ctc x 3/4" Post <i>Note(s):</i> Specify Handing Custom lengths available by quote See Page vii for mounting chart BTB available	780.15	780.15	780.15			765.45		780.15	765.45		976.50
	7170  fOCAL 1" dia. Wing Pull 10" ctc <i>Note(s):</i> BTB Available	439.95	439.95	439.95	571.95	0.00	0.00	0.00	439.95	383.25	0.00	550.20
	7196-1  fOCAL Cool Touch Pull with PVC 8" ctc	237.30	237.30	237.30	308.50			227.85	260.40	227.85		326.55
	7196-2  fOCAL Cool Touch Pull with PVC 10" ctc	237.30	237.30	237.30	308.50			227.85	260.40	227.85		326.55
	7196-3  fOCAL Cool Touch Pull with PVC 12" ctc <i>Note(s):</i> BTB Available	237.30	237.30	237.30	308.50			227.85	260.40	227.85		326.55
	7208 fOCAL Pencil Stop	51.45	51.45	51.45	66.90	51.45	51.45					81.90



BOXED PRICES ARE GENERALLY STOCKED IN OCEANSIDE AND AVAILABLE FOR QUICK SHIP.
STOCKING LIST FOR OTHER WAREHOUSES ALSO AVAILABLE.

	TRIMCO	DESCRIPTION	605/ 606	613	613E	622	625	626	628	629	630	710 Cu+	Special Finishes
	7278	fOCAL Décor Wall Stop Concave-Black Rubber	43.05	43.05	43.05	56.00	43.05	42.00					54.60
	7280	fOCAL Floor Stop - Small 1-1/4" dia.	87.15	87.15	87.15	113.30	87.15	84.00		87.15	84.00		109.20
	7281	fOCAL Floor Stop - Large 1-3/4" dia. Contact factory for wood floor prep.	129.15	129.15	129.15	167.90	129.15	126.00		129.15	126.00		161.70
	7285	fOCAL Floor Stop & Holder Large with Bail and Hook 1-3/4" dia. Contact factory for wood floor prep.	221.55	221.55	221.55	288.05	221.55	221.55	221.55	221.55	221.55	221.55	221.55
	FG8000-24	Frame Protector 24" Overall Length											563.85
	FG8000-36	Frame Protector 36" Overall Length											684.60
	FG8000-42	Frame Protector 42" Overall Length											807.45
	PBT8000-1-18	Push Bar Trim Cover for Exit Devices Von Duprin 98/99/33/35 - 3' Device											265.65
	PBT8000-1-24	Push Bar Trim cover for Exit Devices Von Duprin 98/98/33/35 - 4' Device											287.70
	PBT8000-2-13	Push Bar Trim Cover for Exit Devices Precision Apex 2000 - 2'6" Device											248.85
	PBT8000-2-19	Push Bar Trim Cover for Exit Devices Precision Apex 2000 - 3' Device											265.65
	PBT8000-2-23	Push Bar Trim Cover for Exit Devices Precision Apex 2000 - 4' Device											287.70
	PG8000	Panic Guard 10" High	411.60	411.60						411.60	395.85		513.45
	PG8002	Panic Guard Combination 1 - Piece 10" High x up to 34" Wide	1,111.95	1,111.95						1,111.95	1,074.15		1,388.10
	PG8002-1	Panic Guard Combination 2 - Piece 10" High x up to 34" Wide	648.90	648.90						648.90	637.35		812.70
		Per Inch over 34" Wide	16.80	16.80						16.80	16.80		23.10
	PG8125VV-1	Universal Panic Guard 8" long 18 Gauge											339.15
	PG8125VV-4	Universal Panic Guard 4" long 18 Gauge											330.75



Spins when an object hits the bar





BOXED PRICES ARE GENERALLY STOCKED IN OCEANSIDE AND AVAILABLE FOR QUICK SHIP.
STOCKING LIST FOR OTHER WAREHOUSES ALSO AVAILABLE.

TRIMCO	DESCRIPTION	605/ 606	613	613E	622	625	626	628	629	630	710 Cu+	Special Finishes	
<p>T-Print T-Print Custom Logo Pulls Minimum orders may apply.</p> <p>9550-TP Extruded Economy T- Print Pull 6"x9" - standard CTC 7" One color included</p> <p>9570-TP Premium T-Print Pull 5" x 9" - standard CTC 7" Two colors included</p> <p>9590-TP Boutique Custom T- Print Pull 5" x 9" - Larger sizes available Three colors included</p>		<p style="text-align: center;">CALL FOR QUOTE</p>											
P/N	Lever Design							Tubular Passg.	Tubular Privacy	Full Dummy *	Single Dummy *		
81SC051	Merryvale	Tubular Locks						226.80	226.80	194.25	97.65		
81ST002	Frankfurt							173.25	173.25	122.85	61.95		
81ST001	Munich							173.25	173.25	122.85	61.95		
81ST000	Stockholm							173.25	173.25	122.85	61.95		
<p style="text-align: center;">Specify Handing, Backset (2-3/8" or 2-3/4"), Function (Pass. or Priv.) and Door Thickness Single & Full Dummy Trims are supplied as rigid mounted levers, unless specified otherwise.</p>													
P/N	Lever Design							Entry Q10	Store Door Q14				
90SC051	Merryvale	Mortise Locks						766.50	766.50				
90ST002	Frankfurt							706.65	706.65				
90ST001	Munich							706.65	706.65				
90ST000	Stockholm							706.65	706.65				
<p>Other Functions also available</p>													
DC Series	Door Cap	CALL FOR QUOTE											
	<p><u>Note(s):</u> Heavy-duty door cap for use with flush bolts and concealed vertical rod exit devices. Reinforces doors (top and/or bottom) damaged from high use and abuse. Durable .050" construction. Can be produced to work with any manufacturers flush bolts or CVR devices. Easy installation requires no special tools or removal of the hardware from the door. For use with both beveled and non-beveled doors. Order form available at www.trimcohardware.com.</p>												



BOXED PRICES ARE GENERALLY STOCKED IN OCEANSIDE AND AVAILABLE FOR QUICK SHIP.
STOCKING LIST FOR OTHER WAREHOUSES ALSO AVAILABLE.

TRIMCO	DESCRIPTION	605/ 606	613	613E	622	625	626	628	629	630	710 Cu+	Special Finishes
Edge Guard Notes												
1. Trimco's edge guard order form can be found online at www.trimcohardware.com . Order forms required with PO. 2. Fasteners: #5 x 5/8" PH FH undercut provided with all edge guards. 3. Add \$14.70 to each cutout 4. Packaging charge for <5 edge guards: \$26.00 NET 5. UL Rating available: Stamp - \$13.65 LIST; Sticker - \$27.30 LIST 6. Add 20% for each quantities less than 10 units per unique edge guard												
	KE31-1 90° Edge Guard Specify mortise or non-mortise	Up to 42" 43" to 66" 67" to 96"	155.40 257.25 359.10	155.40 257.25 359.10						136.50 181.65 226.80		194.25 296.10 397.95
	KE32-1 93° Edge Guard Specify mortise or non-mortise	Up to 42" 43" to 66" 67" to 96"	164.85 266.70 368.55	164.85 255.15 368.55						139.65 184.80 229.95		204.75 307.65 409.50
	KE33-1 90° Edge Guard Specify mortise or non-mortise	Up to 42" 43" to 66" 67" to 96"	199.50 301.35 403.20	199.50 301.35 403.20						176.40 222.60 267.75		246.75 360.15 463.05
	KE33-2 93° Edge Guard Specify mortise or non-mortise	Up to 42" 43" to 66" 67" to 96"	224.70 326.55 428.40	224.70 326.55 428.40						195.30 240.45 285.60		279.30 381.15 483.00
	KE34-1 Edge Guard - Double Acting Door Specify mortise or non-mortise	Up to 42" 43" to 66" 67" to 96"	274.05 376.95 478.80	274.05 376.95 478.80						236.25 281.40 326.55		343.35 445.20 548.10
	KE35-1 90° Edge Guard	Up to 42" 43" to 66" 67" to 96"	274.05 376.95 478.80	274.05 376.95 478.80						236.25 248.85 294.00		343.35 403.20 506.10
	KE36-1 93° Edge Guard	Up to 42" 43" to 66" 67" to 96"	240.45 342.30 444.15	240.45 342.30 444.15						202.65 248.85 294.00		301.35 403.20 506.10
	KE37-1 90° Edge Guard-square edged	Up to 42" 43" to 66" 67" to 96"	267.75 369.60 471.45	267.75 369.60 471.45						236.25 281.40 326.55		331.80 434.70 536.55
	KE37-2 93° Edge Guard-square edged	Up to 42" 43" to 66" 67" to 96"	283.50 385.35 487.20	283.50 385.35 487.20						254.10 299.25 344.40		352.80 454.65 556.50
	KE38-1 Edge Guard - Double Acting Door	Up to 42" 43" to 66" 67" to 96"	445.20 548.10 649.95	445.20 548.10 649.95						368.55 413.70 458.85		556.50 658.35 761.25
	K39 Finger Guard up to 42" long 60" long maximum Over 42" long by quote only									438.90		



Door Protection Plate Notes


- 1 All odd sizes rounded up to the nearest even inch on both height and width.
- 2 Lot Charge for small lots may apply to the special finishes.
- 3 All Door Protection Plates are priced per 100 square inches, with standard Pencil Beveled edges.
- 4 We can recommend but not guarantee glue for use with kick plates and edge guards.
- 5 Special bends on kick, mop or armor plates will be quoted.

Packaging Charges	Less than 5 Kick Plates: \$7.50 NET Less than 3 Armor Plates: \$20.00 NET
Countersunk Holes	STANDARD ON ALL PROTECTION PLATES
Heavy Bevel Edges	\$20.50 LIST - Kick Plate: \$34.10 LIST - Armor Plate
TEK Screws	\$6.85 LIST - Mop, Kick, Stretch Plate: \$40.95 - Armor Plate

Adhesive Tape	\$47.75 LIST - Kick Plate: \$102.40 LIST - Armor Plate
UL Rating	\$48.70 LIST per plate (label) - Specify UL
* ADH charge additional	\$38.30 LIST per plate (stamp) - Specify ULS
RC - Radius Corners	\$47.80 LIST per plate
TORX Screws (each)	\$6.85 LIST - Mop, Kick, Stretch Plate: \$40.95 - Armor Plate

Plate Type	Family	Material	605	606	613	613E	622	628	629	630	710 cu"	Special Finishes
 17" to 48"H x 48"W unless noted	KA038	.038"	-	-	-	-	-	-	-	24.30	-	-
	KA050	.050"	CALL FOR QUOTE	93.10 Up to 36"	93.10 Up to 36"	37.50	37.50	24.60	83.80	24.30	140.65	104.45
	KA064	.064"	CALL FOR QUOTE	98.50 Up to 36"	98.50 Up to 36"	40.35	40.35	-	-	28.70	-	-
	KA125	.125" Diamond Plate	-	-	-	-	-	-	-	-	-	74.45 628 Only
 6"H or Less x 48"W	KM038	.038"	-	-	-	-	-	-	-	26.15	-	-
	KM050	.050"	CALL FOR QUOTE	87.90	87.90	39.85	39.85	25.10	87.90	26.15	134.45	107.55
	KM064	.064"	CALL FOR QUOTE	107.55	107.55	42.40	42.40	-	-	30.80	-	-
	KM125	.125" Diamond Plate	-	-	-	-	-	-	-	-	-	76.55 628 Only
 7" to 16"H x 48"W	K0038	.038"	-	-	-	-	-	-	-	24.30	-	-
	K0050	.050"	CALL FOR QUOTE	83.80	83.80	83.80	37.50	24.60	83.80	24.30	140.65	104.45
	K0064	.064"	CALL FOR QUOTE	98.25	98.25	98.25	40.35	-	-	28.70	-	-
	K0125	.125" Diamond Plate	-	-	-	-	-	-	-	-	-	74.45 628 Only
 6"H or Less x 48"W	KS050	.050"	CALL FOR QUOTE	93.10	93.10	49.15	49.15	31.80	32.35	32.35	191.30	138.80
	KS064	.064"	CALL FOR QUOTE	109.65	109.65	48.60	48.60	-	-	37.75	-	-
	KH050	.050"	-	-	176.00	-	-	-	-	128.25	-	-
		.050"	-	-	-	-	-	-	-	437.40	-	-
	Plate Type	Family	Material	Black	Nubia Brown	Clear Plastic	Khaki Brown	Beige	Grey	Dove Grey	Frosty White	-
	Plastic Plate	K6000	1/8" 4" to 48"	16.55	17.85	18.65	22.00	22.00	22.00	22.00	22.00	-

Note(s): Self-Illuminated Exit Sign Available screw or adhesive mount. Specify when ordering.
Handicap Kick Plate to Cover Glass on Narrow Stile Aluminum Doors.
Pricing above is per 100 square inch



TrimcoHardware.com

1351 Rocky Point Drive
Oceanside, CA 92056

Phone: 323.262.4191

Fax: 800.637.8746

QUOTES: quotes@trimcohardware.com
INFORMATION: info@trimcohardware.com
CUSTOMER SERVICE: csr@trimcohardware.com