



Price Book

LIST PRICES FOR TOWNSTEEL PRODUCTS





The TownSteel Promise

We have built our company around the promise of creating durable hardware solutions for your projects. Our complete product line is the result of decades of determined engineering. This allows TownSteel to provide you with the right product to meet your exacting specifications. With end-to-end customer support, you will find that TownSteel is the ideal company for you to partner with. Check us out at townsteel.com for more information!

Release Notes

General

Updated various product photos and photo descriptions to more accurately reflect the options available on the associated page(s)

Fixed typos and general syntax and consistency errors

Cylindrical Locks

Removed CDC-1-82 and CDC-1-82-SF functions from the **CDC-1**

Removed CE-77 and CEC-77 functions from the **CE / CEC**

Added the **XCDC** and **CE-M Electrified Cylindrical Locks**

Mortise Locks

Removed the Regular (-R) option from all **MSS Mechanical** and **MSE Mechanical** functions

Ligature Resistant Locks

Renamed the section to **Ligature Resistant Locks and Pulls**

Added a 48" option to the **ED-MRX-A Rim Exit Device**

Exit Devices

Added dummy push bar options to the **ED1000 Series** and **ED9700 Series**

Added **ED1100-48-630-ELR** and **EF1100-48-630-ELR**

Exit Device Trims

Added KES-903M trim option to **KES Mechanical Kestros Escutcheon Lever Trim**

Exit Device Accessories

Removed 613 finish from **ED616823-010 Exit Device Bottom Rod**

Added 622 finish to **CD9 Exit Device Cylinder Dogging Kit**

Electronic Locks and Software - Standalone

Added the **4000 Series EKE Electronic Kestros Escutcheon Lever Trim**

Corrected pricing errors for the **e-Kontos 2000** and **e-Kontos 5000**

Added the **TSPT Power Transfer Unit** under Standalone Accessories

Release Notes

School Security Solutions

Added the F75 (Passage) function to the **Aegis LIC-SLM Bored Lock**

Removed the SECURE / UNSECURE message option from the **Aegis MSE-LM Mortise Lock**

Rejuvenator Series

Added the F75 (Passage) function to the **Aegis LIC-SLM Bored Lock**

Removed the SECURE / UNSECURE message option from the **Aegis MSE-LM Mortise Lock**


Corrected errors in the way that the **e-Kontos-R Electronic Mortise Lock** was listed

Welcome to the 2025 TownSteel price book! Our mission with this is to create an all-encompassing, complete, easy-to-use price book so you can quickly and easily obtain list pricing on all of the TownSteel product lines.

Click on a link below and you will be taken to the pricing for that product line. Once there, each page has a "Return to Table of Contents" button for you to return to this page.

You will also notice that we've incorporated basic How to Order information for each product. If you need more information, click on the link and you will be directed to the appropriate page on our website.

This price book supersedes all previous versions.



<u>CONTENTS</u>	<u>PAGE</u>	<u>PRODUCT SUITES</u>	<u>PAGE</u>
Cylindrical Locks	6	New Products	320
Mortise Locks	24	School Security Solutions	325
Ligature Resistant Locks and Pulls	57	Rejuvenator Series	333
Interconnected Locks	117		
Exit Devices	119		
Exit Device Trims and Accessories	163		
Tubular Locks	195		
Deadbolts and Auxiliary Locks	205	<u>INDICATOR DEVICES</u>	<u>PAGE</u>
Electronic Locks and Software	214	Indicator Devices	348
Cylinders and Keying	291	Indicator Mortise Locks	349
Door Closers	304	Indicator Bored Locks	352
Case Quantities	354		
Terms and Conditions of Sale	357		

Cylindrical Locks

CYLINDRICAL LOCKS	PAGE
Cylindrical Locks - Mechanical	7
CE / CEC Grade 1 Heavy Duty Cylindrical Lockset	7
CD-1 / CDC-1 Grade 1 Heavy Duty Cylindrical Lockset	11
CRX-A-S	14
CSR-1 / CSRC-1 Grade 2 Cylindrical Lockset	17
Cylindrical Locks - Electrified	21
XCDC: Solenoid Electrified Grade 1 Clutched Cylindrical Lockset	21
CE-M: Motorized Electrified Grade 1 Cylindrical Lockset	23

Cylindrical Locks - Mechanical

CE / CEC Grade 1 Heavy Duty Cylindrical Lockset




Essen lever shown

CE Non-Clutched	Function	Finish		
		619	622	626
<i>Non-keyed and single cylinder, standard 6-pin functions</i>				
CE-75	F75 (Passage)	371.00	371.00	371.00
CE-76	F76 (Privacy)	442.00	442.00	442.00
CE-82	F82 (Entrance / Office)	466.00	466.00	466.00
CE-84	F84 (Classroom)	466.00	466.00	466.00
CE-86	F86 (Storeroom)	466.00	466.00	466.00
CE-89	F89 (Exit Latch)	466.00	466.00	466.00
CE-109	F109 (Entry / Office)	466.00	466.00	466.00
<i>Double cylinder, standard 6-pin</i>				
CE-87	F87 (Asylum)	588.00	588.00	588.00

[1] All standard cylinders come with 6-pin Schlage® "C" keyway only. [2] MK, GMK, & GGMK are available at an additional charge. [3] All locks come with standard ANSI strike unless specified otherwise. [4] Prices based on F.O.B. City of Industry, CA. [5] Prices subject to change without notice.

Cylindrical Locks - Mechanical

CE / CEC Grade 1 Heavy Duty Cylindrical Lockset



Sentinel lever shown

CEI Non-Clutched - IC	Function	Finish		
		619	622	626
<i>SFIC core ready; SFIC core not included</i>				
CEI-82	F82 (Entrance / Office)	453.00	453.00	453.00
CEI-84	F84 (Classroom)	453.00	453.00	453.00
CEI-86	F86 (Storeroom)	453.00	453.00	453.00
CEI-87	F87 (Asylum)	569.00	569.00	569.00
CEI-109	F109 (Entry / Office)	569.00	569.00	569.00

Order string is as follows:

[Series]-[Function]-[Lever]-[Finish]-[Cylinder]

Example order: CE-84-E-626

To view the full How to Order, visit townsteel.com/documents/ce-cec-cut-sheet/

[1] All standard cylinders come with 6-pin Schlage® "C" keyway only. [2] MK, GMK, & GGMK are available at an additional charge. [3] All locks come with standard ANSI strike unless specified otherwise. [4] Prices based on F.O.B. City of Industry, CA. [5] Prices subject to change without notice.

Cylindrical Locks - Mechanical

CE / CEC Grade 1 Heavy Duty Cylindrical Lockset




Essen lever shown

CEC Clutched	Function	Finish	
		622	626
<i>Non-keyed and single cylinder, standard 6-pin functions</i>			
CEC-76	F76 (Privacy)	451.00	451.00
CEC-82	F82 (Entrance / Office)	496.00	496.00
CEC-84	F84 (Classroom)	496.00	496.00
CEC-86	F86 (Storeroom)	496.00	496.00
CEC-89	F89 (Exit Latch)	496.00	496.00
CEC-109	F109 (Entry / Office)	496.00	496.00

[1] All standard cylinders come with 6-pin Schlage® "C" keyway only. [2] MK, GMK, & GGK are available at an additional charge. [3] All locks come with standard ANSI strike unless specified otherwise. [4] Prices based on F.O.B. City of Industry, CA. [5] Prices subject to change without notice.

Cylindrical Locks - Mechanical

CE / CEC Grade 1 Heavy Duty Cylindrical Lockset



Sentinel lever shown

CECI Clutched - IC	Function	Finish	
		622	626
<i>SFIC core ready; SFIC core not included</i>			
CECI-82	F82 (Entrance / Office)	483.00	483.00
CECI-84	F84 (Classroom)	483.00	483.00
CECI-86	F86 (Storeroom)	483.00	483.00
CECI-89	F89 (Exit Latch)	483.00	483.00
CECI-109	F109 (Entry / Office)	598.00	598.00

Order string is as follows:

[Series]-[Function]-[Lever]-[Finish]-[Cylinder]

Example order: CEC-109-E-626

To view the full How to Order, visit townsteel.com/documents/ce-cec-cut-sheet/

[1] All standard cylinders come with 6-pin Schlage® "C" keyway only. [2] MK, GMK, & GGMK are available at an additional charge. [3] All locks come with standard ANSI strike unless specified otherwise. [4] Prices based on F.O.B. City of Industry, CA. [5] Prices subject to change without notice.

Cylindrical Locks - Mechanical

CD-1 / CDC-1 Grade 1 Heavy Duty Cylindrical Lockset



Quest lever shown

CD-1 Non-Clutched	Function	Finish	
		622	626
<i>Non-keyed</i>			
CD-1-75	F75 (Passage)	225.00	213.00
CD-1-111	F111 (Communicating Passage)	157.00	148.00
CD-1-SD	Single Dummy	92.00	90.00

CDC-1 Clutched	Function	Finish	
		622	626
<i>Non-keyed and single cylinder</i>			
CDC-1-76	F76 (Privacy)	268.00	255.00
CDC-1-84	F84 (Classroom)	280.00	268.00
CDC-1-86	F86 (Storeroom)	280.00	268.00
CDC-1-87	F87 (Asylum)	350.00	337.00
CDC-1-90	F90 (Corridor)	350.00	337.00
CDC-1-109	F109 (Entry / Office)	280.00	268.00

[1] All standard cylinders come with 6-pin Schlage® "C" keyway only. [2] MK, GMK, & GGMK are available at an additional charge. [3] All locks come with standard ANSI strike unless specified otherwise. [4] Prices based on F.O.B. City of Industry, CA. [5] Prices subject to change without notice.

Cylindrical Locks - Mechanical

CD-1 / CDC-1 Grade 1 Heavy Duty Cylindrical Lockset



Sentinel lever shown

CDC-1 Clutched	Function	Finish	
		622	626
<i>Double cylinder</i>			
CDC-1-110	F110 (Intruder)	325.00	313.00

CDC-1 Series Clutching - IC	Function	Finish	
		622	626
<i>SFIC less core</i>			
CDC-1-84-SF	F84 (Classroom)	273.00	261.00
CDC-1-86-SF	F86 (Storeroom)	273.00	261.00
CDC-1-87-SF	F87 (Asylum)	339.00	328.00
CDC-1-90-SF	F90 (Corridor)	339.00	328.00
CDC-1-109-SF	F109 (Entry / Office)	273.00	261.00
CDC-1-110-SF	F110 (Classroom Intruder)	339.00	328.00

[1] All standard cylinders come with 6-pin Schlage® "C" keyway only. [2] MK, GMK, & GGMK are available at an additional charge. [3] All locks come with standard ANSI strike unless specified otherwise. [4] Prices based on F.O.B. City of Industry, CA. [5] Prices subject to change without notice.

Cylindrical Locks - Mechanical

CD-1 / CDC-1 Grade 1 Heavy Duty Cylindrical Lockset



Sentinel lever shown

CDC-1 Series Clutching - IC	Function	Finish	
		622	626
<i>SLFIC less core</i>			
CDC-1-84-SF	F84 (Classroom)	296.00	285.00
CDC-1-86-SF	F86 (Storeroom)	296.00	285.00
CDC-1-109-SF	F109 (Entry / Office)	296.00	285.00

Order string is as follows:

[Series]-[Function]-[Lever]-[Finish]-[Cylinder]-[Backset]

Example order: CDC-1-109-S-626-SF

To view the full How to Order, visit townsteel.com/documents/cd-cdc-cut-sheet/

[1] All standard cylinders come with 6-pin Schlage® "C" keyway only. [2] MK, GMK, & GGMK are available at an additional charge. [3] All locks come with standard ANSI strike unless specified otherwise. [4] Prices based on F.O.B. City of Industry, CA. [5] Prices subject to change without notice.

Cylindrical Locks - Mechanical

CRX-A-S



This trim is not field reversible. Please provide the handing information when placing an order.

CRX-A-S Series	Description	Finish
		630
CRX-A-S-75	Passage, non-keyed, arch trim, outside trim no screw, inside trim with Torx® screw	899.00
CRX-A-S-76	Privacy, non-keyed, arch trim, outside trim no screw, inside trim with Torx screw	925.00
CRX-A-S-81	Entry, keyed single cylinder, arch trim, outside trim no screw, inside trim with Torx screw	1,019.00
CRX-A-S-84	Classroom, keyed single cylinder, arch trim, outside trim no screw, inside trim with Torx screw	952.00
CRX-A-S-86	Storeroom, keyed single cylinder, arch trim, outside trim no screw, inside trim with Torx screw	952.00
CRX-A-S-87	Asylum, keyed single cylinder, arch trim, outside trim no screw, inside trim with Torx screw	1,133.00

[1] All standard cylinders come with Schlage® "C" keyway only. [2] Best® small format I.C. available, 6 or 7-pin, with or without core. [3] Schlage®, Sargent®, Corbin Russwin®, and Yale® large format I.C. available less core. [4] High security 6-pin cylinder and 7-pin SFIC core available in TownSteel "L" keyway. [5] KA, MK, GMK, GGMMK & Construction keying are available at an additional charge. [6] All locks come with standard ANSI strike unless specified otherwise. [7] Prices based on F.O.B. City of Industry, CA. [8] Prices subject to change without notice.

Cylindrical Locks - Mechanical

CRX-A-S



This trim is not field reversible. Please provide the handing information when placing an order.

CRX-A-S SFIC Series	Description	Finish
		630
CRX-A-S-IC Function	Keyed, Small Format 6-Pin / 7-Pin IC Core Ready (I.C. core not included) (Available for F84, F86 function), outside trim no screw, inside trim with Torx® screw	1,085.00
CRX-A-S-IC Function	Keyed, Small Format 6-Pin / 7-Pin IC Core Ready (I.C. core not included) (Available for F81 function), outside trim no screw, inside trim with Torx screw	1,216.00
CRX-A-S-IC Function	Keyed, Small Format 6-Pin / 7-Pin IC Core Ready (I.C. core not included) (Available for F87 function), outside trim no screw, inside trim with Torx screw	1,247.00

[1] All standard cylinders come with Schlage® "C" keyway only. [2] Best® small format I.C. available, 6 or 7-pin, with or without core. [3] Schlage®, Sargent®, Corbin Russwin®, and Yale® large format I.C. available less core. [4] High security 6-pin cylinder and 7-pin SFIC core available in TownSteel "L" keyway. [5] KA, MK, GMK, GGМК & Construction keying are available at an additional charge. [6] All locks come with standard ANSI strike unless specified otherwise. [7] Prices based on F.O.B. City of Industry, CA. [8] Prices subject to change without notice.

Cylindrical Locks - Mechanical

CRX-A-S



This trim is not field reversible. Please provide the handing information when placing an order.

CRX-A-S Optional Backset	Description	Finish
5" Backset	Optional 5" backset for CRX-A-S	630 Add 15.00 Net

Order string is as follows:
 [Trim]-[Function]-[Cylinder]-[Handing]

Example order: CRX-A-S-86-SC-LH

[1] All standard cylinders come with Schlage® "C" keyway only. [2] Best® small format I.C. available, 6 or 7-pin, with or without core. [3] Schlage®, Sargent®, Corbin Russwin®, and Yale® large format I.C. available less core. [4] High security 6-pin cylinder and 7-pin SFIC core available in TownSteel "L" keyway. [5] KA, MK, GMK, GGK & Construction keying are available at an additional charge. [6] All locks come with standard ANSI strike unless specified otherwise. [7] Prices based on F.O.B. City of Industry, CA. [8] Prices subject to change without notice.

Cylindrical Locks - Mechanical

CSR-1 / CSRC-1 Grade 2 Cylindrical Lockset



Sentinel lever shown

CSR-1 Non-Clutched	Function	Finish	
		622	626
<i>Non-keyed and single cylinder</i>			
CSR-1-75	F75 (Passage)	114.00	106.00
CSR-1-76	F76 (Privacy)	121.00	107.00
CSR-1-77	F77 (Patio)	109.00	100.00
CSR-1-84	F84 (Classroom)	141.00	124.00
CSR-1-86	F86 (Storeroom)	141.00	124.00
CSR-1-87	F87 (Asylum)	151.00	135.00
CSR-1-109	F109 (Entry / Office)	141.00	124.00
CSR-1-111	F111 (Communicating Passage)	88.00	78.00
CSR-1-113	F113 (Communicating Keyed)	97.00	87.00
CSR-1-SD	Single Dummy	73.00	68.00
CSR-1-DD	Double Dummy	97.00	87.00

[1] All standard cylinders come with 6-pin Schlage® "C" keyway only. [2] MK, GMK, & GGMK are available at an additional charge. [3] All locks come with standard ANSI strike unless specified otherwise. [4] Prices based on F.O.B. City of Industry, CA. [5] Prices subject to change without notice.

Cylindrical Locks - Mechanical

CSR-1 / CSRC-1 Grade 2 Cylindrical Lockset



Sentinel lever shown

CSR-1 Clutched	Function	Finish	
		622	626
<i>Single cylinder</i>			
CSRC-1-82	F82 (Entry)	135.00	118.00
CSRC-1-84	F84 (Classroom)	141.00	124.00
CSRC-1-86	F86 (Storeroom)	141.00	124.00
CSRC-1-109	F109 (Entry / Office)	141.00	124.00
<i>Double cylinder</i>			
CSRC-1-110	F110 (Classroom Intruder)	151.00	135.00

[1] All standard cylinders come with 6-pin Schlage® "C" keyway only. [2] MK, GMK, & GGMK are available at an additional charge. [3] All locks come with standard ANSI strike unless specified otherwise. [4] Prices based on F.O.B. City of Industry, CA. [5] Prices subject to change without notice.

Cylindrical Locks - Mechanical

CSR-1 / CSRC-1 Grade 2 Cylindrical Lockset



Quest lever shown

CSR-1 Non-Clutched IC	Function	Finish	
		622	626
<i>SFIC less core</i>			
CSR-1-84-SF	F84 (Classroom)	141.00	124.00
CSR-1-86-SF	F86 (Storeroom)	141.00	124.00
CSR-1-109-SF	F109 (Entry / Office)	141.00	124.00

[1] All standard cylinders come with 6-pin Schlage® "C" keyway only. [2] MK, GMK, & GGMK are available at an additional charge. [3] All locks come with standard ANSI strike unless specified otherwise. [4] Prices based on F.O.B. City of Industry, CA. [5] Prices subject to change without notice.

Cylindrical Locks - Mechanical

CSR-1 / CSRC-1 Grade 2 Cylindrical Lockset



Quest lever shown

CSRC-1 Clutched IC	Function	Finish	
		622	626
<i>SFIC less core</i>			
CSRC-1-82-SF	F82 (Entry)	135.00	118.00
CSRC-1-84-SF	F84 (Classroom)	141.00	124.00
CSRC-1-86-SF	F86 (Storeroom)	141.00	124.00
CSRC-1-109-SF	F109 (Entry / Office)	141.00	124.00
CSRC-1-110-SF	F110 (Classroom Intruder)	151.00	135.00

Order string is as follows:

Series]-[Function]-[Lever]-[Finish]-[Cylinder]-[Backset]

Example order: CSRC-1-84-Q-622-SF

To view the full How to Order, visit townsteel.com/documents/csrc

[1] All standard cylinders come with 6-pin Schlage® "C" keyway only. [2] MK, GMK, & GGMK are available at an additional charge. [3] All locks come with standard ANSI strike unless specified otherwise. [4] Prices based on F.O.B. City of Industry, CA. [5] Prices subject to change without notice.

Cylindrical Locks - Electrified

XCDC: Solenoid Electrified Grade 1 Clutched Cylindrical Lockset



Sentinel lever shown

XCDC Series Clutching	Function	Finish
		626
<i>With standard 6-pin cylinder</i>		
XCDC-8612	12VDC Storeroom (Fail Safe)	538.00
XCDC-8614	24VDC Storeroom (Fail Safe)	538.00
XCDC-8622	12VDC Storeroom (Fail Secure)	538.00
XCDC-8624	24VDC Storeroom (Fail Secure)	538.00

Order string is as follows:

[Series]-[Function][Fail State][Voltage]-[Lever]-[Finish]

Example order: XCDC-8624-S-626

To view the full How to Order, visit townsteel.com/documents/xcdc-2

[1] All standard cylinders come with 6-pin Schlage® "C" keyway only. [2] MK, GMK, & GGMK are available at an additional charge. [3] All locks come with standard ANSI strike unless specified otherwise. [4] Prices based on F.O.B. City of Industry, CA. [5] Prices subject to change without notice.

Cylindrical Locks - Electrified

XCDC: Solenoid Electrified Grade 1 Clutched Cylindrical Lockset



Sentinel lever shown

XCDC Series Clutching - IC	Function	Finish
		626
<i>SFIC core ready. SFIC cylinder not included; Schlage® LFIC less core ready, cylinder not included</i>		
XCDCI-8614	24VDC Storeroom (Fail Safe)	538.00
XCDCI-8622	12VDC Storeroom (Fail Secure)	538.00
XCDCI-8624	24VDC Storeroom (Fail Secure)	538.00

Order string is as follows:

[Series]-[Function][Fail State][Voltage]-[Lever]-[Finish]

Example order: XCDCI-8624-S-626

To view the full How to Order, visit townsteel.com/documents/xcdc-2

[1] All standard cylinders come with 6-pin Schlage® "C" keyway only. [2] MK, GMK, & GGMK are available at an additional charge. [3] All locks come with standard ANSI strike unless specified otherwise. [4] Prices based on F.O.B. City of Industry, CA. [5] Prices subject to change without notice.

Cylindrical Locks - Electrified

CE-M: Motorized Electrified Grade 1 Cylindrical Lockset



CE-M with Sentinel lever shown

CE-M-30 Series	Function	Finish
		626
CE-84M-30	Electrified cylindrical lock, Rigid, Sentinel lever, Schlage® 6 pin with KES PCU for access control	639.00
CEC-84M-30	Electrified cylindrical lock, Clutched, Sentinel lever, Schlage® 6 pin with KES PCU for access control	639.00

Order string is as follows:

[Series]-[Lever]-[Finish]-[Cylinder]-[Backset]

Example order: CE-84M-30-S-626

To view the full How to Order, visit townsteel.com/documents/xcdc-2

[1] All standard cylinders come with 6-pin Schlage® "C" keyway only. [2] MK, GMK, & GGMK are available at an additional charge. [3] All locks come with standard ANSI strike unless specified otherwise. [4] Prices based on F.O.B. City of Industry, CA. [5] Prices subject to change without notice.

Mortise Locks

MORTISE LOCKS	PAGE
Mortise Locks - Mechanical	25
MSS Mechanical - Standard Sectional	25
MSS Mechanical - Clutching Sectional	29
MSS Mechanical - Designer Mortise Trims	30
MSE Mechanical - Standard Escutcheon	32
MSE Mechanical - Wide Escutcheon	36
MSE Mechanical - Clutching Escutcheon	40
MSE Mechanical - Designer Mortise Trims	41
MSS-PP Push Pull Mortise	43
Mortise Status Indicators	46
Mortise Locks - Electrified	47
MSS Electrified Sectional Mortise Lock	47
MSE Electrified Escutcheon Mortise Lock	51
TME Timer Lock with Electrified Mortise Chassis and Status Indicator	55
MSE Electrified Mortise Lock with Status Indicator	56

Mortise Locks - Mechanical

MSS Mechanical - Standard Sectional



Sentinel lever shown

MSS Series	Function	Finish						
		605**	606**	622	625**	626	629**	630
<i>Single cylinder functions</i>								
MSS-L-04	Entry / Office	581.00	581.00	638.00	581.00	551.00	638.00	609.00
MSS-L-05	Classroom	581.00	581.00	638.00	581.00	551.00	638.00	609.00
MSS-L-06	Holdback	581.00	581.00	638.00	581.00	551.00	638.00	609.00
MSS-L-07	Storeroom / Closet	581.00	581.00	638.00	581.00	551.00	638.00	609.00
MSS-L-08	Front Door / Corridor	621.00	621.00	680.00	621.00	597.00	680.00	652.00
MSS-L-12	Dormitory / Exit	621.00	621.00	680.00	621.00	597.00	680.00	652.00
MSS-L-13	Dormitory / Exit	621.00	621.00	680.00	621.00	597.00	680.00	652.00
MSS-L-15	Hotel or Motel*	621.00	621.00	680.00	621.00	597.00	680.00	652.00
MSS-L-17	Deadlock	494.00	494.00	538.00	494.00	453.00	538.00	525.00
MSS-L-18	Deadlock	494.00	494.00	538.00	494.00	453.00	538.00	525.00
MSS-L-20	Entrance / Apartment	621.00	621.00	680.00	621.00	597.00	680.00	652.00

* The full functionality of the F15 lock cannot be achieved with the cylinder supplied from TownSteel; customer must furnish their own emergency cylinder

** Minimum order quantity required for these finishes, please check with factory

[1] All standard cylinders come with 6-pin Schlage® "C" keyway only. [2] MK, GMK, & GGK are available at an additional charge. [3] All locks come with standard ANSI strike unless specified otherwise. [4] Prices based on F.O.B. City of Industry, CA. [5] Prices subject to change without notice.

Mortise Locks - Mechanical

MSS Mechanical - Standard Sectional



Sentinel lever shown

MSS Series	Function	Finish						
		605**	606**	622	625**	626	629**	630
MSS-L-21	Dormitory with Deadbolt	621.00	621.00	680.00	621.00	597.00	680.00	652.00
MSS-L-29	Classroom Deadbolt	494.00	494.00	538.00	494.00	453.00	538.00	525.00
MSS-L-81	Hotel Privacy	507.00	507.00	538.00	507.00	475.00	538.00	507.00
<i>Double cylinder functions</i>								
MSS-L-09	Apartment / Exit / Public Toilet	699.00	699.00	757.00	699.00	675.00	757.00	730.00
MSS-L-14	Storeroom	699.00	699.00	757.00	699.00	675.00	757.00	730.00
MSS-L-16	Deadlock	494.00	494.00	538.00	494.00	453.00	538.00	525.00
MSS-L-30	Institutional	699.00	699.00	757.00	699.00	675.00	757.00	730.00
MSS-L-32	Intruder Latch Bolt	699.00	699.00	757.00	699.00	675.00	757.00	730.00
MSS-L-33	Intruder Deadbolt	699.00	699.00	757.00	699.00	675.00	757.00	730.00
MSS-L-34	Intruder Deadbolt	699.00	699.00	757.00	699.00	675.00	757.00	730.00

** Minimum order quantity required for these finishes, please check with factory

[1] All standard cylinders come with 6-pin Schlage® "C" keyway only. [2] MK, GMK, & GGK are available at an additional charge. [3] All locks come with standard ANSI strike unless specified otherwise. [4] Prices based on F.O.B. City of Industry, CA. [5] Prices subject to change without notice.

Mortise Locks - Mechanical

MSS Mechanical - Standard Sectional



Sentinel lever shown

MSS Series	Function	Finish						
		605**	606**	622	625**	626	629**	630
MSS-L-35	Storeroom with Deadbolt	699.00	699.00	757.00	699.00	675.00	757.00	730.00
MSS-L-82	Storeroom	699.00	699.00	757.00	699.00	675.00	757.00	730.00
<i>Non-keyed functions</i>								
MSS-L-01	Passage / Closet	507.00	507.00	538.00	507.00	475.00	538.00	507.00
MSS-L-02	Privacy / Bathroom	581.00	581.00	638.00	581.00	551.00	638.00	609.00
MSS-L-19	Privacy / Bathroom	581.00	581.00	638.00	581.00	551.00	638.00	609.00
MSS-L-22	Privacy	581.00	581.00	638.00	581.00	551.00	638.00	609.00
MSS-L-31	Exit	439.00	439.00	470.00	439.00	410.00	470.00	439.00

** Minimum order quantity required for these finishes, please check with factory

[1] All standard cylinders come with 6-pin Schlage® "C" keyway only. [2] MK, GMK, & GGMK are available at an additional charge. [3] All locks come with standard ANSI strike unless specified otherwise. [4] Prices based on F.O.B. City of Industry, CA. [5] Prices subject to change without notice.

Mortise Locks - Mechanical

MSS Mechanical - Standard Sectional



Sentinel lever shown

MSS Series	Function	Finish						
		605**	606**	622	625**	626	629**	630
MSS-L-41	Single Dummy	215.00	215.00	228.00	215.00	201.00	228.00	215.00
MSS-L-42	Double Dummy	397.00	397.00	426.00	397.00	369.00	426.00	397.00

Order string is as follows:

[Series]-[Function]-[Lever]-[Finish]-[Handing]

Example order: MSS-R-04-G-626-RH

To view the full How to Order, visit townsteel.com/documents/mss-mse-mechanical-cut-sheet/

** Minimum order quantity required for these finishes, please check with factory

[1] All standard cylinders come with 6-pin Schlage® "C" keyway only. [2] MK, GMK, & GGMK are available at an additional charge. [3] All locks come with standard ANSI strike unless specified otherwise. [4] Prices based on F.O.B. City of Industry, CA. [5] Prices subject to change without notice.

Mortise Locks - Mechanical

MSS Mechanical - Clutching Sectional



Sentinel lever shown

MCS Series	Function	Finish						
		605**	606**	622	625**	626	629**	630
<i>Single cylinder functions</i>								
MCS-05	Classroom	638.00	638.00	693.00	638.00	605.00	693.00	663.00
MCS-15	Hotel*	638.00	638.00	693.00	638.00	605.00	693.00	663.00
MCS-20	Entrance / Apartment	680.00	680.00	736.00	680.00	652.00	736.00	708.00

* The full functionality of the F15 lock cannot be achieved with the cylinder supplied from TownSteel; customer must furnish their own emergency cylinder
 ** Minimum order quantity required for these finishes, please check with factory

[1] All standard cylinders come with 6-pin Schlage® "C" keyway only. [2] MK, GMK, & GGMK are available at an additional charge. [3] All locks come with standard ANSI strike unless specified otherwise. [4] Prices based on F.O.B. City of Industry, CA. [5] Prices subject to change without notice.

Mortise Locks - Mechanical

MSS Mechanical - Designer Mortise Trims



LS rose and Latvia lever shown

MSS-L Series	Function	Finish						
		605**	606**	622	625**	626	629**	630
<i>Single cylinder functions</i>								
MSS-L*-04	Entry / Office	661.00	689.00	718.00	661.00	661.00	718.00	718.00
MSS-L*-05	Classroom	661.00	689.00	718.00	661.00	661.00	718.00	718.00
MSS-L*-07	Storeroom / Closet	661.00	689.00	718.00	661.00	661.00	718.00	718.00
MSS-L*-13	Dormitory / Exit	688.00	715.00	746.00	688.00	688.00	746.00	746.00
MSS-L*-17	Deadlock	582.00	604.00	635.00	582.00	582.00	635.00	635.00
MSS-L*-18	Deadlock	534.00	555.00	589.00	534.00	534.00	589.00	589.00
MSS-L*-20	Entrance / Apartment	688.00	715.00	746.00	688.00	688.00	746.00	746.00
<i>Double cylinder functions</i>								
MSS-L*-14	Storeroom	747.00	776.00	804.00	747.00	747.00	804.00	804.00
MSS-L*-16	Deadlock	582.00	604.00	635.00	582.00	582.00	635.00	635.00

* MSS-B (Bevel), C (Curve), F (Flat), H (Heritage), LS (Low and Small), S (Square), V (Vintage) levers shall be quoted upon request

** Minimum order quantity required for these finishes, please check with factory

[1] All standard cylinders come with 6-pin Schlage® "C" keyway only. [2] MK, GMK, & GGMK are available at an additional charge. [3] All locks come with standard ANSI strike unless specified otherwise. [4] Prices based on F.O.B. City of Industry, CA. [5] Prices subject to change without notice.

Mortise Locks - Mechanical

MSS Mechanical - Designer Mortise Trims



LS rose and Latvia lever shown

MSS-L Series	Function	Finish						
		605**	606**	622	625**	626	629**	630
<i>Non-keyed functions</i>								
MSS-L*-01	Passage / Closet	607.00	631.00	661.00	607.00	607.00	661.00	661.00
MSS-L*-19	Privacy / Bathroom	666.00	693.00	720.00	666.00	666.00	720.00	720.00
MSS-L*-41	Single Dummy	432.00	449.00	500.00	432.00	432.00	500.00	500.00
MSS-L*-42	Double Dummy	571.00	595.00	627.00	571.00	571.00	627.00	627.00

Order string is as follows:

[Series]-[Function]-[Lever]-[Finish]-[Handing]

Example order: MSS-L-04-S-626-RH

To view the full How to Order, visit townsteel.com/documents/mss-mse-mechanical-cut-sheet/

* MSS-B (Bevel), C (Curve), F (Flat), H (Heritage), LS (Low and Small), S (Square), V (Vintage) levers shall be quoted upon request

** Minimum order quantity required for these finishes, please check with factory

[1] All standard cylinders come with 6-pin Schlage® "C" keyway only. [2] MK, GMK, & GGMK are available at an additional charge. [3] All locks come with standard ANSI strike unless specified otherwise. [4] Prices based on F.O.B. City of Industry, CA. [5] Prices subject to change without notice.

Mortise Locks - Mechanical

MSE Mechanical - Standard Escutcheon



Sentinel lever shown

MSE Series	Function	Finish						
		605 ^{***}	606 ^{***}	622	625 ^{***}	626	629 ^{***}	630
<i>Single cylinder functions</i>								
MSE-R/L*-04	Entry / Office	707.00	707.00	733.00	707.00	661.00	733.00	707.00
MSE-R/L*-05	Classroom	707.00	707.00	733.00	707.00	661.00	733.00	707.00
MSE-R/L*-06	Holdback	707.00	707.00	733.00	707.00	661.00	733.00	707.00
MSE-R/L*-07	Storeroom / Closet	707.00	707.00	733.00	707.00	661.00	733.00	707.00
MSE-R/L*-08	Front Door / Corridor	733.00	733.00	763.00	733.00	692.00	763.00	733.00
MSE-R/L*-12	Dormitory / Exit	733.00	733.00	763.00	733.00	692.00	763.00	733.00
MSE-R/L*-13	Dormitory / Exit	733.00	733.00	763.00	733.00	692.00	763.00	733.00
MSE-R/L*-15	Hotel or Motel**	733.00	733.00	763.00	733.00	692.00	763.00	733.00
MSE-R/L*-17	Deadlock	605.00	605.00	650.00	605.00	563.00	650.00	635.00
MSE-R/L*-18	Deadlock	605.00	605.00	650.00	605.00	563.00	650.00	635.00
MSE-R/L*-20	Entrance / Apartment	733.00	733.00	763.00	733.00	692.00	763.00	733.00

* R = Regular, L = Low

** The full functionality of the F15 lock cannot be achieved with the cylinder supplied from TownSteel; customer must furnish their own emergency cylinder

*** Minimum order quantity required for these finishes, please check with factory

[1] All standard cylinders come with 6-pin Schlage® "C" keyway only. [2] MK, GMK, & GGMK are available at an additional charge. [3] All locks come with standard ANSI strike unless specified otherwise. [4] Prices based on F.O.B. City of Industry, CA. [5] Prices subject to change without notice.

Mortise Locks - Mechanical

MSE Mechanical - Standard Escutcheon



Sentinel lever shown

MSE Series	Function	Finish						
		605**	606**	622	625**	626	629**	630
MSE-R/L*-21	Dormitory with Deadbolt	733.00	733.00	763.00	733.00	692.00	763.00	733.00
MSE-R/L*-29	Classroom Deadbolt	605.00	605.00	650.00	605.00	563.00	650.00	635.00
MSE-R/L*-81	Hotel Privacy	625.00	625.00	658.00	625.00	595.00	658.00	625.00
<i>Double cylinder functions</i>								
MSE-R/L*-09	Apartment / Exit / Public Toilet	810.00	810.00	866.00	810.00	785.00	866.00	840.00
MSE-R/L*-14	Storeroom	810.00	810.00	866.00	810.00	785.00	866.00	840.00
MSE-R/L*-16	Deadlock	605.00	605.00	650.00	605.00	565.00	650.00	635.00
MSE-R/L*-30	Institutional	810.00	810.00	866.00	810.00	785.00	866.00	840.00
MSE-R/L*-32	Intruder Latch Bolt	810.00	810.00	866.00	810.00	785.00	866.00	840.00
MSE-R/L*-33	Intruder Deadbolt	810.00	810.00	866.00	810.00	785.00	866.00	840.00
MSE-R/L*-34	Intruder Deadbolt	810.00	810.00	866.00	810.00	785.00	866.00	840.00

* R = Regular, L = Low

** Minimum order quantity required for these finishes, please check with factory

[1] All standard cylinders come with 6-pin Schlage® "C" keyway only. [2] MK, GMK, & GGMK are available at an additional charge. [3] All locks come with standard ANSI strike unless specified otherwise. [4] Prices based on F.O.B. City of Industry, CA. [5] Prices subject to change without notice.

Mortise Locks - Mechanical

MSE Mechanical - Standard Escutcheon



Sentinel lever shown

MSE Series	Function	Finish						
		605**	606**	622	625**	626	629**	630
MSE-R/L*-35	Storeroom with Deadbolt	810.00	810.00	866.00	810.00	785.00	866.00	840.00
MSE-R/L*-82	Storeroom	810.00	810.00	866.00	810.00	785.00	866.00	840.00
<i>Non-keyed functions</i>								
MSE-R/L*-01	Passage / Closet	625.00	625.00	658.00	625.00	595.00	658.00	625.00
MSE-R/L*-02	Privacy / Bathroom	707.00	707.00	733.00	707.00	661.00	733.00	707.00
MSE-R/L*-19	Privacy / Bathroom	707.00	707.00	733.00	707.00	661.00	733.00	707.00
MSE-R/L*-22	Privacy	707.00	707.00	733.00	707.00	661.00	733.00	707.00
MSE-R/L*-31	Exit	551.00	551.00	580.00	551.00	523.00	580.00	551.00

* R = Regular, L = Low

** Minimum order quantity required for these finishes, please check with factory

[1] All standard cylinders come with 6-pin Schlage® "C" keyway only. [2] MK, GMK, & GGK are available at an additional charge. [3] All locks come with standard ANSI strike unless specified otherwise. [4] Prices based on F.O.B. City of Industry, CA. [5] Prices subject to change without notice.

Mortise Locks - Mechanical

MSE Mechanical - Standard Escutcheon



Sentinel lever shown

MSE Series	Function	Finish						
		605**	606**	622	625**	626	629**	630
<i>Non-keyed functions</i>								
MSE-R/L*-41	Single Dummy	324.00	324.00	341.00	324.00	312.00	341.00	324.00
MSE-R/L*-42	Double Dummy	508.00	508.00	536.00	508.00	481.00	536.00	508.00

Order string is as follows:

[Series]-[Function]-[Lever]-[Finish]-[Handing]

Example order: MSE-L-04-G-626-RH

To view the full How to Order, visit townsteel.com/documents/mss-mse-mechanical-cut-sheet/

* R = Regular, L = Low

** Minimum order quantity required for these finishes, please check with factory

[1] All standard cylinders come with 6-pin Schlage® "C" keyway only. [2] MK, GMK, & GGMK are available at an additional charge. [3] All locks come with standard ANSI strike unless specified otherwise. [4] Prices based on F.O.B. City of Industry, CA. [5] Prices subject to change without notice.

Mortise Locks - Mechanical

MSE Mechanical - Wide Escutcheon



Quest lever shown

MSE Series	Function	Finish
		626
<i>Single cylinder functions</i>		
MSE-W-04	Entry / Office	701.00
MSE-W-05	Classroom	701.00
MSE-W-06	Holdback	701.00
MSE-W-07	Storeroom / Closet	701.00
MSE-W-08	Front Door / Corridor	730.00
MSE-W-12	Dormitory / Exit	730.00
MSE-W-13	Dormitory / Exit	730.00
MSE-W-15	Hotel or Motel*	730.00
MSE-W-17	Deadlock	603.00
MSE-W-18	Deadlock	603.00
MSE-W-20	Entrance / Apartment	730.00

* The full functionality of the F15 lock cannot be achieved with the cylinder supplied from TownSteel; customer must furnish their own emergency cylinder

[1] All standard cylinders come with 6-pin Schlage® "C" keyway only. [2] MK, GMK, & GGMK are available at an additional charge. [3] All locks come with standard ANSI strike unless specified otherwise. [4] Prices based on F.O.B. City of Industry, CA. [5] Prices subject to change without notice.

Mortise Locks - Mechanical

MSE Mechanical - Wide Escutcheon



Quest lever shown

MSE Series	Function	Finish
		626
MSE-W-21	Dormitory with Deadbolt	730.00
MSE-W-29	Classroom with Deadbolt	603.00
MSE-W-81	Hotel Privacy	646.00
<i>Double cylinder functions</i>		
MSE-W-09	Apartment / Exit / Public Toilet	821.00
MSE-W-14	Storeroom	821.00
MSE-W-16	Deadlock	603.00
MSE-W-30	Institutional	821.00
MSE-W-32	Intruder Latch Bolt	821.00
MSE-W-33	Intruder Deadbolt	821.00
MSE-W-34	Intruder Deadbolt	821.00
MSE-W-35	Storeroom with Deadbolt	821.00

[1] All standard cylinders come with 6-pin Schlage® "C" keyway only. [2] MK, GMK, & GGMK are available at an additional charge. [3] All locks come with standard ANSI strike unless specified otherwise. [4] Prices based on F.O.B. City of Industry, CA. [5] Prices subject to change without notice.

Mortise Locks - Mechanical

MSE Mechanical - Wide Escutcheon



Quest lever shown

MSE Series	Function	Finish
		626
MSE-W-82	Storeroom	821.00
<i>Non-keyed functions</i>		
MSE-W-01	Passage / Closet	646.00
MSE-W-02	Privacy / Bathroom	701.00
MSE-W-19	Privacy / Bathroom	701.00
MSE-W-22	Privacy	701.00
MSE-W-31	Exit	562.00

[1] All standard cylinders come with 6-pin Schlage® "C" keyway only. [2] MK, GMK, & GGMK are available at an additional charge. [3] All locks come with standard ANSI strike unless specified otherwise. [4] Prices based on F.O.B. City of Industry, CA. [5] Prices subject to change without notice.

Mortise Locks - Mechanical

MSE Mechanical - Wide Escutcheon



Sentinel lever shown

MSE Series	Function	Finish
		626
<i>Non-keyed functions</i>		
MSE-W-41	Single Dummy	349.00
MSE-W-42	Double Dummy	519.00

Order string is as follows:

[Series]-[Function]-[Lever]-[Finish]-[Handing]

Example order: MSE-W-04-G-626-RH

To view the full How to Order, visit townsteel.com/documents/mss-mse-mechanical-cut-sheet/

[1] All standard cylinders come with 6-pin Schlage® "C" keyway only. [2] MK, GMK, & GGMK are available at an additional charge. [3] All locks come with standard ANSI strike unless specified otherwise. [4] Prices based on F.O.B. City of Industry, CA. [5] Prices subject to change without notice.

Mortise Locks - Mechanical

MSE Mechanical - Clutching Escutcheon



Quest lever shown

MCE Series	Function	Finish						
		605**	606**	622	625**	626	629**	630
<i>Single cylinder functions</i>								
MCE-05	Classroom	762.00	762.00	788.00	762.00	716.00	788.00	762.00
MCE-15	Hotel*	788.00	788.00	818.00	788.00	747.00	818.00	788.00
MCE-20	Entrance / Apartment	788.00	788.00	818.00	788.00	747.00	818.00	788.00

MCW Series	Function	Finish
		626
<i>Single cylinder functions</i>		
MCW-05	Classroom	760.00
MCW-15	Hotel*	786.00
MCW-20	Entrance / Apartment	786.00

* The full functionality of the F15 lock cannot be achieved with the cylinder supplied from TownSteel; customer must furnish their own emergency cylinder
 ** Minimum order quantity required for these finishes, please check with factory

[1] All standard cylinders come with 6-pin Schlage® "C" keyway only. [2] MK, GMK, & GGMK are available at an additional charge. [3] All locks come with standard ANSI strike unless specified otherwise. [4] Prices based on F.O.B. City of Industry, CA. [5] Prices subject to change without notice.

Mortise Locks - Mechanical

MSE Mechanical - Designer Mortise Trims



Art Deco escutcheon and Latvia lever shown

MSE-L Series	Function	Finish*						
		605	606	622	625	626	629	630
<i>Single cylinder functions</i>								
MSE-L**-04	Entry / Office	859.00	894.00	926.00	859.00	859.00	926.00	926.00
MSE-L*-05	Classroom	859.00	894.00	926.00	859.00	859.00	926.00	926.00
MSE-L*-07	Storeroom / Closet	859.00	894.00	926.00	859.00	859.00	926.00	926.00
MSE-L*-13	Dormitory / Exit	892.00	926.00	962.00	892.00	892.00	962.00	962.00
MSE-L*-17	Deadlock	762.00	791.00	830.00	762.00	762.00	830.00	830.00
MSE-L*-18	Deadlock	706.00	733.00	772.00	706.00	706.00	772.00	772.00
MSE-L*-20	Entrance / Apartment	892.00	926.00	962.00	892.00	892.00	962.00	962.00
<i>Double cylinder functions</i>								
MSE-L*-14	Storeroom	963.00	1,001.00	1,031.00	963.00	963.00	1,031.00	1,031.00
MSE-L*-16	Deadlock	762.00	791.00	830.00	762.00	762.00	830.00	830.00

* Minimum order quantity required on all finishes, please check with factory

** MSE-AD (Art Deco), C (Cube), F (Flat), N (Narrow), O (Oval), S (Square), V (Vintage) levers shall be quoted upon request

[1] All standard cylinders come with 6-pin Schlage® "C" keyway only. [2] MK, GMK, & GGMK are available at an additional charge. [3] All locks come with standard ANSI strike unless specified otherwise. [4] Prices based on F.O.B. City of Industry, CA. [5] Prices subject to change without notice.

Mortise Locks - Mechanical

MSE Mechanical - Designer Mortise Trims



Art Deco escutcheon and Latvia lever shown

MSE-L Series	Function	Finish*						
		605	606	622	625	626	629	630
<i>Non-keyed functions</i>								
MSE-L**-01	Passage / Closet	794.00	827.00	859.00	794.00	794.00	859.00	859.00
MSE-L*-19	Privacy / Bathroom	864.00	900.00	931.00	864.00	864.00	931.00	931.00
MSE-L*-41	Single Dummy	580.00	604.00	664.00	580.00	580.00	664.00	664.00
MSE-L*-42	Double Dummy	752.00	783.00	818.00	752.00	752.00	818.00	818.00

Order string is as follows:

[Series]-[Function]-[Lever]-[Finish]-[Handing]

Example order: MSE-L-04-S-626-RH

To view the full How to Order, visit townsteel.com/documents/mss-mse-mechanical-cut-sheet/

* Minimum order quantity required on all finishes, please check with factory

** MSE-AD (Art Deco), C (Cube), F (Flat), N (Narrow), O (Oval), S (Square), V (Vintage) levers shall be quoted upon request

[1] All standard cylinders come with 6-pin Schlage® "C" keyway only. [2] MK, GMK, & GGMK are available at an additional charge. [3] All locks come with standard ANSI strike unless specified otherwise. [4] Prices based on F.O.B. City of Industry, CA. [5] Prices subject to change without notice.

Mortise Locks - Mechanical

MSS-PP Push Pull Mortise



MSS Series	Function	Finish
		630
<i>Single cylinder functions</i>		
MSS-04-PP	Entry / Office	990.00
MSS-05-PP	Classroom	990.00
MSS-06-PP	Holdback	990.00
MSS-07-PP	Storeroom / Closet	990.00
MSS-08-PP	Front Door / Corridor	1,028.00
MSS-12-PP	Dormitory / Exit	1,028.00
MSS-13-PP	Dormitory / Exit	1,028.00
MSS-15-PP	Hotel or Motel*	1,028.00
MSS-20-PP	Entrance / Apartment	1,028.00
MSS-21-PP	Dormitory with Deadbolt	1,028.00
MSS-26-PP	Institutional Privacy	1,028.00

* The full functionality of the F15 lock cannot be achieved with the cylinder supplied from TownSteel; customer must furnish their own emergency cylinder

[1] All standard cylinders come with 6-pin Schlage® "C" keyway only. [2] MK, GMK, & GGMK are available at an additional charge. [3] All locks come with standard ANSI strike unless specified otherwise. [4] Prices based on F.O.B. City of Industry, CA. [5] Prices subject to change without notice.

Mortise Locks - Mechanical

MSS-PP Push Pull Mortise



MSS Series	Function	Finish
		630
<i>Double cylinder functions</i>		
MSS-09-PP	Apartment / Exit / Public Toilet	1,108.00
MSS-11-PP	Dormitory / Exit	1,108.00
MSS-14-PP	Storeroom	1,108.00
MSS-30-PP	Institutional	1,108.00
MSS-32-PP	Intruder Latch Bolt	1,108.00
MSS-33-PP	Intruder Deadbolt	1,172.00
MSS-34-PP	Intruder Deadbolt	1,172.00
MSS-35-PP	Storeroom with Deadbolt	1,172.00

[1] All standard cylinders come with 6-pin Schlage® "C" keyway only. [2] MK, GMK, & GGK are available at an additional charge. [3] All locks come with standard ANSI strike unless specified otherwise. [4] Prices based on F.O.B. City of Industry, CA. [5] Prices subject to change without notice.

Mortise Locks - Mechanical

MSS-PP Push Pull Mortise



MSE Series	Function	Finish
		630
<i>Non-keyed functions</i>		
MSS-01-PP	Passage / Closet	903.00
MSS-02-PP	Privacy / Bathroom	994.00
MSS-19-PP	Privacy / Bathroom	994.00
MSS-22-PP	Privacy	994.00
MSS-31-PP	Exit	994.00
MSS-41-PP	Single Dummy	690.00
MSS-42-PP	Double Dummy	865.00

For more information, contact the factory at:

info@townsteel.com

[1] All standard cylinders come with 6-pin Schlage® "C" keyway only. [2] MK, GMK, & GGK are available at an additional charge. [3] All locks come with standard ANSI strike unless specified otherwise. [4] Prices based on F.O.B. City of Industry, CA. [5] Prices subject to change without notice.

Mortise Locks - Mechanical

Mortise Status Indicators



Sectional indicator shown

The price below is the additional price to add the status indicator.

Status Indicator	Message	Finish	
		626	630
MSS / MSE-O	"Occupied / Vacant" message	148.00	148.00
MSS / MSE-S	"Secure / Unsecure" message	148.00	148.00

Order string is as follows:


[Series]-[Function]-[Message]-[Lever]-[Finish]

Example order: MSS-L-13-O-S-626

[1] All standard cylinders come with 6-pin Schlage® "C" keyway only. [2] MK, GMK, & GGMK are available at an additional charge. [3] All locks come with standard ANSI strike unless specified otherwise. [4] Prices based on F.O.B. City of Industry, CA. [5] Prices subject to change without notice.

Mortise Locks - Electrified

MSS Electrified Sectional Mortise Lock



MSS Electrified (Solenoid) with Sentinel lever shown


MSS Series	Function	Finish						
		605*	606*	622	625*	626	629*	630
<i>Single cylinder functions, 3-position monitoring</i>								
MSS-121	Fail Safe (12VDC)	944.00	944.00	1,011.00	944.00	892.00	1,011.00	970.00
MSS-122	Fail Secure (12VDC)	944.00	944.00	1,011.00	944.00	892.00	1,011.00	970.00
MSS-241	Fail Safe (24VDC)	944.00	944.00	1,011.00	944.00	892.00	1,011.00	970.00
MSS-242	Fail Secure (24VDC)	944.00	944.00	1,011.00	944.00	892.00	1,011.00	970.00
<i>Single cylinder functions, REX</i>								
MSS-121REX	Fail Safe (12VDC)	944.00	944.00	1,011.00	944.00	892.00	1,011.00	970.00
MSS-122REX	Fail Secure (12VDC)	944.00	944.00	1,011.00	944.00	892.00	1,011.00	970.00
MSS-241REX	Fail Safe (24VDC)	944.00	944.00	1,011.00	944.00	892.00	1,011.00	970.00
MSS-242REX	Fail Secure (24VDC)	944.00	944.00	1,011.00	944.00	892.00	1,011.00	970.00

* Minimum order quantity required, please check with factory

[1] All standard cylinders come with 6-pin Schlage® "C" keyway only. [2] MK, GMK, & GGMK are available at an additional charge. [3] All locks come with standard ANSI strike unless specified otherwise. [4] Prices based on F.O.B. City of Industry, CA. [5] Prices subject to change without notice.

Mortise Locks - Electrified

MSS Electrified Sectional Mortise Lock



MSS Electrified (Solenoid) with Sentinel lever shown


MSS Series	Function	Finish						
		605*	606*	622	625*	626	629*	630
<i>Double cylinder functions, REX</i>								
MSS-121C	Fail Safe (12VDC)	1,234.00	1,234.00	1,301.00	1,234.00	1,182.00	1,301.00	1,260.00
MSS-122C	Fail Secure (12VDC)	1,234.00	1,234.00	1,301.00	1,234.00	1,182.00	1,301.00	1,260.00
MSS-241C	Fail Safe (24VDC)	1,234.00	1,234.00	1,301.00	1,234.00	1,182.00	1,301.00	1,260.00
MSS-242C	Fail Secure (24VDC)	1,234.00	1,234.00	1,301.00	1,234.00	1,182.00	1,301.00	1,260.00
<i>Deadbolt with thumb turn functions, REX</i>								
MSS-121-DB	Fail Safe (12VDC)	1,011.00	1,011.00	1,080.00	1,011.00	960.00	1,080.00	1,038.00
MSS-122-DB	Fail Secure (12VDC)	1,011.00	1,011.00	1,080.00	1,011.00	960.00	1,080.00	1,038.00

* Minimum order quantity required, please check with factory

[1] All standard cylinders come with 6-pin Schlage® "C" keyway only. [2] MK, GMK, & GGK are available at an additional charge. [3] All locks come with standard ANSI strike unless specified otherwise. [4] Prices based on F.O.B. City of Industry, CA. [5] Prices subject to change without notice.

Mortise Locks - Electrified

MSS Electrified Sectional Mortise Lock



MSS Electrified (Solenoid) with Sentinel lever shown


MSS Series	Function	Finish						
		605*	606*	622	625*	626	629*	630
<i>Deadbolt with double cylinder functions, REX</i>								
MSS-121-DC	Fail Safe (12VDC)	1,011.00	1,011.00	1,080.00	1,011.00	960.00	1,080.00	1,038.00
MSS-122-DC	Fail Secure (12VDC)	1,011.00	1,011.00	1,080.00	1,011.00	960.00	1,080.00	1,038.00
MSS-241-DC	Fail Safe (24VDC)	1,011.00	1,011.00	1,080.00	1,011.00	960.00	1,080.00	1,038.00
MSS-242-DC	Fail Secure (24VDC)	1,011.00	1,011.00	1,080.00	1,011.00	960.00	1,080.00	1,038.00

* Minimum order quantity required, please check with factory

[1] All standard cylinders come with 6-pin Schlage® "C" keyway only. [2] MK, GMK, & GGMK are available at an additional charge. [3] All locks come with standard ANSI strike unless specified otherwise. [4] Prices based on F.O.B. City of Industry, CA. [5] Prices subject to change without notice.

Mortise Locks - Electrified

MSS Electrified Sectional Mortise Lock



MSS Electrified (Solenoid) with Sentinel lever shown

MSS Series	Function	Finish						
		605*	606*	622	625*	626	629*	630
<i>Deadbolt with thumb turn functions, REX</i>								
MSS-241-DB	Fail Safe (24VDC)	1,011.00	1,011.00	1,080.00	1,011.00	960.00	1,080.00	1,038.00
MSS-242-DB	Fail Secure (24VDC)	1,011.00	1,011.00	1,080.00	1,011.00	960.00	1,080.00	1,038.00

Order string is as follows:
 [Series]-[Function]-[Lever]-[Finish]-[Handing]

Example order: MSS-121-S-626-RH

To view the full How to Order, visit townsteel.com/documents/mss-mse-electrified-cut-sheet/

* Minimum order quantity required, please check with factory

[1] All standard cylinders come with 6-pin Schlage® "C" keyway only. [2] MK, GMK, & GGMK are available at an additional charge. [3] All locks come with standard ANSI strike unless specified otherwise. [4] Prices based on F.O.B. City of Industry, CA. [5] Prices subject to change without notice.

Mortise Locks - Electrified

MSE Electrified Escutcheon Mortise Lock



MSE Electrified (Solenoid) with Sentinel lever shown


MSE Series	Function	Finish						
		605*	606*	622	625*	626	629*	630
<i>Single cylinder functions, 3-position monitoring</i>								
MSE-121	Fail Safe (12VDC)	1,046.00	1,046.00	1,080.00	1,046.00	986.00	1,080.00	1,046.00
MSE-122	Fail Secure (12VDC)	1,046.00	1,046.00	1,080.00	1,046.00	986.00	1,080.00	1,046.00
MSE-241	Fail Safe (24VDC)	1,046.00	1,046.00	1,080.00	1,046.00	986.00	1,080.00	1,046.00
MSE-242	Fail Secure (24VDC)	1,046.00	1,046.00	1,080.00	1,046.00	986.00	1,080.00	1,046.00
<i>Double cylinder functions, REX</i>								
MSE-121C	Fail Safe (12VDC)	1,170.00	1,170.00	1,203.00	1,170.00	1,110.00	1,203.00	1,170.00
MSE-122C	Fail Secure (12VDC)	1,170.00	1,170.00	1,203.00	1,170.00	1,110.00	1,203.00	1,170.00
MSE-241C	Fail Safe (24VDC)	1,170.00	1,170.00	1,203.00	1,170.00	1,110.00	1,203.00	1,170.00
MSE-242C	Fail Secure (24VDC)	1,170.00	1,170.00	1,203.00	1,170.00	1,110.00	1,203.00	1,170.00

* Minimum order quantity required, please consult factory

[1] All standard cylinders come with 6-pin Schlage® "C" keyway only. [2] MK, GMK, & GGK are available at an additional charge. [3] All locks come with standard ANSI strike unless specified otherwise. [4] Prices based on F.O.B. City of Industry, CA. [5] Prices subject to change without notice.

Mortise Locks - Electrified

MSE Electrified Escutcheon Mortise Lock



MSE Electrified (Solenoid) with Sentinel lever shown

MSE Series	Function	Finish						
		605*	606*	622	625*	626	629*	630
<i>Single cylinder functions, REX</i>								
MSE-121REX	Fail Safe (12VDC)	1,046.00	1,046.00	1,080.00	1,046.00	986.00	1,080.00	1,046.00
MSE-122REX	Fail Secure (12VDC)	1,046.00	1,046.00	1,080.00	1,046.00	986.00	1,080.00	1,046.00
MSE-241REX	Fail Safe (24VDC)	1,046.00	1,046.00	1,080.00	1,046.00	986.00	1,080.00	1,046.00
MSE-242REX	Fail Secure (24VDC)	1,046.00	1,046.00	1,080.00	1,046.00	986.00	1,080.00	1,046.00
<i>Deadbolt with thumb turn functions, REX</i>								
MSE-121-DB	Fail Safe (12VDC)	1,115.00	1,115.00	1,149.00	1,115.00	1,055.00	1,149.00	1,115.00
MSE-122-DB	Fail Secure (12VDC)	1,115.00	1,115.00	1,149.00	1,115.00	1,055.00	1,149.00	1,115.00

* Minimum order quantity required, please consult factory

[1] All standard cylinders come with 6-pin Schlage® "C" keyway only. [2] MK, GMK, & GGMK are available at an additional charge. [3] All locks come with standard ANSI strike unless specified otherwise. [4] Prices based on F.O.B. City of Industry, CA. [5] Prices subject to change without notice.

Mortise Locks - Electrified

MSE Electrified Escutcheon Mortise Lock



MSE Electrified (Solenoid) with Sentinel lever shown

MSS Series	Function	Finish						
		605*	606*	622	625*	626	629*	630
<i>Deadbolt with double cylinder functions, REX</i>								
MSE-121-DC	Fail Safe (12VDC)	1,115.00	1,115.00	1,149.00	1,115.00	1,055.00	1,149.00	1,115.00
MSE-122-DC	Fail Secure (12VDC)	1,115.00	1,115.00	1,149.00	1,115.00	1,055.00	1,149.00	1,115.00
MSE-241-DC	Fail Safe (24VDC)	1,115.00	1,115.00	1,149.00	1,115.00	1,055.00	1,149.00	1,115.00
MSE-242-DC	Fail Secure (24VDC)	1,115.00	1,115.00	1,149.00	1,115.00	1,055.00	1,149.00	1,115.00

* Minimum order quantity required, please consult factory

[1] All standard cylinders come with 6-pin Schlage® "C" keyway only. [2] MK, GMK, & GGMK are available at an additional charge. [3] All locks come with standard ANSI strike unless specified otherwise. [4] Prices based on F.O.B. City of Industry, CA. [5] Prices subject to change without notice.

Mortise Locks - Electrified

MSE Electrified Escutcheon Mortise Lock



MSE Electrified (Solenoid) with Sentinel lever shown

MSS Series	Function	Finish						
		605*	606*	622	625*	626	629*	630
<i>Deadbolt with thumb turn functions, REX</i>								
MSE-241-DB	Fail Safe (24VDC)	1,115.00	1,115.00	1,149.00	1,115.00	1,055.00	1,149.00	1,115.00
MSE-242-DB	Fail Secure (24VDC)	1,115.00	1,115.00	1,149.00	1,115.00	1,055.00	1,149.00	1,115.00

Order string is as follows:

[Series]-[Function]-[Lever]-[Finish]-[Handing]

Example order: MSE-242-DB-S-626-RH

To view the full How to Order, visit townsteel.com/documents/mss-mse-electrified-cut-sheet/

* Minimum order quantity required, please consult factory

[1] All standard cylinders come with 6-pin Schlage® "C" keyway only. [2] MK, GMK, & GGMK are available at an additional charge. [3] All locks come with standard ANSI strike unless specified otherwise. [4] Prices based on F.O.B. City of Industry, CA. [5] Prices subject to change without notice.

Mortise Locks - Electrified

TME Timer Lock with Electrified Mortise Chassis and Status Indicator



Sentinel lever shown

TME Series	Function	Finish
		626
<i>Single cylinder functions</i>		
TME-E-L	Fail Secure (12VDC)	3,333.00
TME-E-L-A*	Fail Secure (12VDC)	3,358.00

For more information, contact the factory at:

info@townsteel.com

* TME-E-L-A comes with ADA thumb turn

[1] All standard cylinders come with 6-pin Schlage® "C" keyway only. [2] MK, GMK, & GGK are available at an additional charge. [3] All locks come with standard ANSI strike unless specified otherwise. [4] Prices based on F.O.B. City of Industry, CA. [5] Prices subject to change without notice.

Mortise Locks - Electrified

MSE Electrified Mortise Lock with Status Indicator



Sentinel lever shown

MEE Series*	Function	Finish
		626
<i>Single cylinder functions</i>		
MEE-E-L	Fail Secure (12VDC)	1,888.00
MEE-E-L-A**	Fail Secure (12VDC)	1,914.00

For more information, contact the factory at:

info@townsteel.com

* Lock does not include timer and power supply

** MEE-E-L-A comes with ADA thumb turn

[1] All standard cylinders come with 6-pin Schlage® "C" keyway only. [2] MK, GMK, & GGK are available at an additional charge. [3] All locks come with standard ANSI strike unless specified otherwise. [4] Prices based on F.O.B. City of Industry, CA. [5] Prices subject to change without notice.

Ligature Resistant Locks and Pulls

LIGATURE RESISTANT LOCKS AND PULLS	PAGE
Ligature Resistant Locks - Mechanical	60
Cylindrical	60
CRX-A	60
CRX-A-S	63
CRX-K	65
TRX-L	67
Mortise	70
MRX-A	70
MRX-K	73
MRX-L	78
MRX Ligature Resistant Mortise Lock with Status Indicator	84
ED-MRX-A Rim Exit Device with Ligature Resistant Arch Trim	86
Deadbolts and Auxiliary Ligature Resistant Hardware	87
DRX	87
Ligature Resistant Locks - Electrified	88
Cylindrical	88
XTRX-L-303	88
Mortise	89
XMRX-A	89
XMRX-A-303	92
XMRX-S-K	93
XMRX-S-K-303	96

Ligature Resistant Locks

LIGATURE RESISTANT LOCKS CONTINUED	PAGE
XMRX-E-K	97
XMRX-E-K-303	100
XMRX-L-303	101
Ligature Resistant Locks - Electronic	102
Cylindrical	102
XTRX-L 2000	102
XTRXL-4000	103
XTRXL-5000BLE and XTRXL-5000RF	104
Mortise	105
XMRXA-2000	105
XMRXL-2000	106
XMRXA-4000	107
XMRXL-4000	108
XMRXA-5000BLE and XMRXA-5000RF	109
XMRX-L 5000BLE and XMRX-L 5000RF	110
XMRXL-E-5000BLE and XMRXL-E-5000RF	111
Ligature Resistant Locks - Additional Parts	112
Cylindrical Latch Bolt	112
MRX-A Under Plate	112
MRX-L Trim	113
MRX-L Spring & Nut	113
Tail Piece	114

Ligature Resistant Locks

LIGATURE RESISTANT LOCKS CONTINUED	PAGE
Spacer.....	114
Ligature Resistant Strike	115
Spindle	115
CRX-A Housing	116

Ligature Resistant Locks - Mechanical

CRX-A



This trim is not field reversible. Please provide the handing information when placing an order.

CRX-A Series	Description	Finish
		630
CRX-A-75	Passage, non-keyed	899.00
CRX-A-76	Privacy, non-keyed	925.00
CRX-A-81	Entry / Office, keyed	1,019.00
CRX-A-84	Classroom, keyed	952.00
CRX-A-86	Storeroom, keyed	952.00
CRX-A-87	Asylum, keyed	1,159.00
CRX-A-41	Ligature resistant pull handle, Single Dummy	371.00
CRX-A-72	Ligature resistant pull handle, Back To Back Dummy	741.00

[1] All standard cylinders come with 6-pin Schlage® "C" keyway only. [2] Small format IC housing available. Schlage®, Sargent®, Corbin Russwin®, and Yale® LFIC housings are available. [3] High security 6-pin cylinder and 7-pin SFIC core available in TownSteel "L" keyway. [4] KA, MK, GMK, GGMK & Construction keying are available at an additional charge. [5] All locks come with standard ANSI strike unless specified otherwise. [6] Prices based on F.O.B. City of Industry, CA. [7] Prices subject to change without notice.

Ligature Resistant Locks - Mechanical

CRX-A



This trim is not field reversible. Please provide the handing information when placing an order.

CRX-A-SFIC Series	Description	Finish
		630
CRX-A-IC Function	Keyed, Small Format 6-Pin / 7-Pin IC Core Ready (I.C. core not included) (Available for F84 and F86 function)	1,085.00
CRX-A-IC Function	Keyed, Small Format 6-Pin / 7-Pin IC Core Ready (I.C. core not included) (Available for F81 and F87 function)	1,216.00

CRX-A-LFIC Series	Description	Finish
		630
CRX-A-IC Function	Keyed, Large Format Schlage® / Yale® / Corbin Russwin® / Sargent® 6-Pin IC Core Ready (I.C. core not included) (Available for F84 and F86 function)	1,085.00
CRX-A-IC Function	Keyed, Large Format Schlage / Yale / Corbin Russwin / Sargent 6-Pin IC Core Ready (I.C. core not included) (Available for F81 and F87 function)	1,216.00

[1] All standard cylinders come with 6-pin Schlage® "C" keyway only. [2] Small format IC housing available. Schlage®, Sargent®, Corbin Russwin®, and Yale® LFIC housings are available. [3] High security 6-pin cylinder and 7-pin SFIC core available in TownSteel "L" keyway. [4] KA, MK, GMK, GGMK & Construction keying are available at an additional charge. [5] All locks come with standard ANSI strike unless specified otherwise. [6] Prices based on F.O.B. City of Industry, CA. [7] Prices subject to change without notice.

Ligature Resistant Locks - Mechanical

CRX-A



This trim is not field reversible. Please provide the handing information when placing an order.

CRX-A Optional Backset		Description	Finish
5" Backset		Optional 5" backset for CRX-A	630
			Add 15.00 Net

Order string is as follows:
 [Trim]-[Function]-[Cylinder]-[Handing]

Example order: CRX-A-86-SC-LH

To view the full How to Order, visit townsteel.com/documents/crx-a-how-to-order

[1] All standard cylinders come with 6-pin Schlage® "C" keyway only. [2] Small format IC housing available. Schlage®, Sargent®, Corbin Russwin®, and Yale® LFIC housings are available. [3] High security 6-pin cylinder and 7-pin SFIC core available in TownSteel "L" keyway. [4] KA, MK, GMK, GGMK & Construction keying are available at an additional charge. [5] All locks come with standard ANSI strike unless specified otherwise. [6] Prices based on F.O.B. City of Industry, CA. [7] Prices subject to change without notice.

Ligature Resistant Locks - Mechanical

CRX-A-S



This trim is not field reversible. Please provide the handing information when placing an order.

CRX-A-S Series	Description	Finish
		630
CRX-A-S-75	Passage, non-keyed, arch trim, outside trim no screw, inside trim with Torx® screw	899.00
CRX-A-S-76	Privacy, non-keyed, arch trim, outside trim no screw, inside trim with Torx screw	925.00
CRX-A-S-81	Entry, keyed single cylinder, arch trim, outside trim no screw, inside trim with Torx screw	1,019.00
CRX-A-S-84	Classroom, keyed single cylinder, arch trim, outside trim no screw, inside trim with Torx screw	952.00
CRX-A-S-86	Storeroom, keyed single cylinder, arch trim, outside trim no screw, inside trim with Torx screw	952.00

CRX-A-S Optional Backset	Description	Finish
		630
5" Backset	Optional 5" backset for CRX-A-S	Add 15.00 Net

[1] All standard cylinders come with Schlage® "C" keyway only. [2] Best® small format I.C. available, 6 or 7-pin, with or without core. [3] Schlage®, Sargent®, Corbin Russwin®, and Yale® large format I.C. available less core. [4] High security 6-pin cylinder and 7-pin SFIC core available in TownSteel "L" keyway. [5] KA, MK, GMK, GGMMK & Construction keying are available at an additional charge. [6] All locks come with standard ANSI strike unless specified otherwise. [7] Prices based on F.O.B. City of Industry, CA. [8] Prices subject to change without notice.

Ligature Resistant Locks - Mechanical

CRX-A-S



This trim is not field reversible. Please provide the handing information when placing an order.

CRX-A-S SFIC Series	Description	Finish
		630
CRX-A-S-IC Function	Keyed, Small Format 6-Pin / 7-Pin IC Core Ready (I.C. core not included) (Available for F84, F86 function), outside trim no screw, inside trim with Torx® screw	1,085.00
CRX-A-S-IC Function	Keyed, Small Format 6-Pin / 7-Pin IC Core Ready (I.C. core not included) (Available for F81 function), outside trim no screw, inside trim with Torx screw	1,216.00

Order string is as follows:
 [Trim]-[Function]-[Cylinder]-[Handing]

Example order: CRX-A-S-86-SC-LH

[1] All standard cylinders come with Schlage® "C" keyway only. [2] Best® small format I.C. available, 6 or 7-pin, with or without core. [3] Schlage®, Sargent®, Corbin Russwin®, and Yale® large format I.C. available less core. [4] High security 6-pin cylinder and 7-pin SFIC core available in TownSteel "L" keyway. [5] KA, MK, GMK, GGK & Construction keying are available at an additional charge. [6] All locks come with standard ANSI strike unless specified otherwise. [7] Prices based on F.O.B. City of Industry, CA. [8] Prices subject to change without notice.

Ligature Resistant Locks - Mechanical

CRX-K



CRX-K Series	Description	Finish
		630
CRX-K-75	Passage, Non Keyed, Knobs	768.00
CRX-K-76	Privacy, Non Keyed, Knobs	793.00
CRX-K-81	Entry / Office, Keyed Single Cylinder, Knobs	820.00
CRX-K-84	Classroom, Keyed Single Cylinder, Knobs	820.00
CRX-K-86	Storeroom, Keyed Single Cylinder, Knobs	820.00
CRX-K-87	Asylum, Keyed, Double Cylinder, Knobs	899.00
CRX-K-110	Classroom Intruder, Keyed, Double Cylinder, Knobs	899.00
CRX-K-72	Back to Back Dummy, Thru-Bolt, Knobs	634.00

[1] All standard cylinders come with 6-pin Schlage® "C" keyway only. [2] IC is not available. [3] High security 6-pin cylinder available in TownSteel "L" keyway. [4] KA, MK, GMK, GGMK & Construction keying are available at an additional charge. [5] All locks come with standard ANSI strike unless specified otherwise. [6] Prices based on F.O.B. City of Industry, CA. [7] Prices subject to change without notice.

Ligature Resistant Locks - Mechanical

CRX-K



CRX-K Optional Backset	Description	Finish
5" Backset	Optional 5" backset for CRX-K	630 Add 15.00 Net

Order string is as follows:
 [Trim]-[Function]-[Cylinder]


Example order: CRX-K-84-SC

To view the full How to Order, visit townsteel.com/documents/crx-k-how-to-order

[1] All standard cylinders come with 6-pin Schlage® "C" keyway only. [2] IC is not available. [3] High security 6-pin cylinder available in TownSteel "L" keyway. [4] KA, MK, GMK, GGK & Construction keying are available at an additional charge. [5] All locks come with standard ANSI strike unless specified otherwise. [6] Prices based on F.O.B. City of Industry, CA. [7] Prices subject to change without notice.

Ligature Resistant Locks - Mechanical

TRX-L



TRX-L Series	Description	Finish
		630
TRX-L-75	Passage, Non Keyed, Clutched Levers	662.00
TRX-L-76*	Privacy, Non Keyed, Clutched Levers, Not available with 5" Backset	689.00
TRX-L-109**	Entry, Keyed, Clutched Levers	715.00
TRX-L-84	Classroom, Keyed, Clutched Levers	715.00
TRX-L-86	Storeroom, Keyed, Clutched Levers	715.00
TRX-L-87	Asylum, Keyed, Clutched Levers	834.00
TRX-L-72	Back to Back Dummy, Thru-Bolt, Levers	530.00
TRX-L-110	Classroom Intruder, Keyed, Clutched Levers	899.00
TRX-L-80	Communicating, Keyed, Clutched Levers	899.00

* 5" backset is not available for TRX-L-76 (Privacy function)

** TRX-L-81 has been replaced by the new item number TRX-L-109

[1] All standard cylinders come with 6-pin Schlage® "C" keyway only. [2] Small format IC housing available. Schlage®, Sargent®, and Corbin Russwin® LFIC housings are available. [3] High security 6-pin cylinder and 7-pin SFIC core available in TownSteel "L" keyway. [4] KA, MK, GMK, GGK & Construction keying are available at an additional charge. [5] All locks come with standard ANSI strike unless specified otherwise. [6] Prices based on F.O.B. City of Industry, CA. [7] Prices subject to change without notice.

Ligature Resistant Locks - Mechanical

TRX-L



TRX-L-86-SFIC6 less core shown


TRX-L-SFIC Series	Description	Finish
		630
TRX-L-IC Function	Clutched Levers, Small Format 6-Pin / 7-Pin IC Core Ready (I.C. core not included) (Available for F109, F84, F86, or F87 function)	702.00
TRX-L-IC Function	Clutched Levers, Small Format 6-Pin / 7-Pin IC Core Ready (I.C. core not included) (Available for F80, and F110 functions)	768.00

TRX-L-LFIC Series	Description	Finish
		630
TRX-L-IC Function	Clutched Levers, Large Format Schlage® / Corbin Russwin® 6-Pin IC Core Ready (I.C. core not included) (Available for F109, F84, F86 or F87 functions)	768.00
TRX-L-IC Function	Clutched Levers, Large Format Sargent® 6-Pin IC Core Ready (I.C. core not included) (Available for F84 or F86 functions)	958.00

[1] All standard cylinders come with 6-pin Schlage® "C" keyway only. [2] Small format IC housing available. Schlage®, Sargent®, and Corbin Russwin® LFIC housings are available. [3] High security 6-pin cylinder and 7-pin SFIC core available in TownSteel "L" keyway. [4] KA, MK, GMK, GGMK & Construction keying are available at an additional charge. [5] All locks come with standard ANSI strike unless specified otherwise. [6] Prices based on F.O.B. City of Industry, CA. [7] Prices subject to change without notice.

Ligature Resistant Locks - Mechanical

TRX-L



TRX-L Optional Backset	Description	Finish
5" Backset	Optional 5" backset for TRX-L	630 Add 15.00 Net

Order string is as follows:
[Trim]-[Function]-[Cylinder]

Example order: TRX-L-86-SC

To view the full How to Order, visit townsteel.com/documents/trx-l-how-to-order

[1] All standard cylinders come with 6-pin Schlage® "C" keyway only. [2] Small format IC housing available. Schlage®, Sargent®, and Corbin Russwin® LFIC housings are available. [3] High security 6-pin cylinder and 7-pin SFIC core available in TownSteel "L" keyway. [4] KA, MK, GMK, GGMK & Construction keying are available at an additional charge. [5] All locks come with standard ANSI strike unless specified otherwise. [6] Prices based on F.O.B. City of Industry, CA. [7] Prices subject to change without notice.

Ligature Resistant Locks - Mechanical

MRX-A



This trim is not field reversible. Please provide the handing information when placing an order.

MRX-A Series	Description	Finish
		630
MRX-A-01	Arch lever trim, non-keyed, Passage	1,152.00
MRX-A-02	Arch lever trim, non-keyed, Privacy / Bathroom with deadbolt	1,178.00
MRX-A-04	Arch lever trim, keyed single cylinder, Entry / Office	1,216.00
MRX-A-05	Arch lever trim, keyed single cylinder, Classroom	1,216.00
MRX-A-07	Arch lever trim, keyed single cylinder, Storeroom / Closet	1,216.00
MRX-A-08	Arch lever trim, keyed single cylinder, Front Door / Corridor lock with thumb turn	1,216.00
MRX-A-12	Arch lever trim, keyed single cylinder, Dormitory or Exit with thumb turn	1,243.00
MRX-A-13	Arch lever trim, keyed single cylinder, Dormitory or Exit with thumb turn	1,243.00
MRX-A-14	Arch lever trim, keyed double cylinders, Store Door lock	1,310.00
MRX-A-15*	Arch lever trim, keyed single cylinder, Hotel / Motel with thumb turn	1,243.00

* TownSteel can only supply the Schlage® "C" keyway cylinder, not the special Hotel cylinder for the F15 function; the full functionality of the F15 function cannot be achieved with the cylinder supplied from TownSteel. Customer must furnish their own emergency cylinder.

[1] All standard cylinders come with 6-pin Schlage® "C" keyway only. [2] Small format IC housing available. Schlage®, Sargent®, Corbin Russwin®, and Yale® LFIC housings are available at an additional charge. [3] High security 6-pin cylinder and 7-pin SFIC core available in TownSteel "L" keyway. [4] KA, MK, GMK, GGMK & Construction keying are available at an additional charge. [5] All locks come with standard ANSI strike unless specified otherwise. [6] Prices based on F.O.B. City of Industry, CA. [7] Prices subject to change without notice.

Ligature Resistant Locks - Mechanical

MRX-A



This trim is not field reversible. Please provide the handing information when placing an order.

MRX-A Series	Description	Finish
		630
MRX-A-19	Arch lever trim, non-keyed, Privacy / Bathroom with deadbolt with thumb turn	1,178.00
MRX-A-20	Arch lever trim, keyed single cylinder, Entrance / Apartment / Dormitory with thumb turn	1,243.00
MRX-A-22	Arch lever trim, non-keyed, Privacy without deadbolt with thumb turn	1,178.00
MRX-A-26	Arch lever trim, keyed single cylinder, Institutional Privacy with thumb turn	1,310.00
MRX-A-29	Arch lever trim, keyed single cylinder, Classroom Dead Lock with thumb turn	1,152.00
MRX-A-30	Arch lever trim, keyed double cylinders, Institutional	1,310.00
MRX-A-32	Arch lever trim, keyed double cylinders, Intruder Latch Bolt	1,310.00
MRX-A-33	Arch lever trim, keyed double cylinders, Intruder Dead Bolt	1,310.00
MRX-A-34	Arch lever trim, keyed double cylinders, Intruder Dead Bolt with auxiliary dead latch	1,310.00
MRX-A-35	Arch lever trim, keyed double cylinders, Storeroom with dead bolt	1,310.00

[1] All standard cylinders come with 6-pin Schlage® "C" keyway only. [2] Small format IC housing available. Schlage®, Sargent®, Corbin Russwin®, and Yale® LFIC housings are available at an additional charge. [3] High security 6-pin cylinder and 7-pin SFIC core available in TownSteel "L" keyway. [4] KA, MK, GMK, GGMK & Construction keying are available at an additional charge. [5] All locks come with standard ANSI strike unless specified otherwise. [6] Prices based on F.O.B. City of Industry, CA. [7] Prices subject to change without notice.

Ligature Resistant Locks - Mechanical

MRX-A



This trim is not field reversible. Please provide the handing information when placing an order.

MRX-A Series	Description	Finish
		630
MRX-A-46	Arch lever trim, keyed single cylinder, Institutional Privacy with key locked feature with thumb turn	1,310.00
MRX-A-RF	Arch lever trim, keyed single cylinder, Female Patient Privacy RF with thumb turn	1,310.00
MRX-A-LTF	Arch lever trim, keyed single cylinder, Female Patient Privacy LTF with thumb turn	1,310.00
MRX-A-41	Arch lever trim, ligature resistant pull handle, Single Dummy	371.00
MRX-A-72	Arch lever trim, ligature resistant pull handle, back to back Double Dummy	741.00

Order string is as follows:

[Trim]-[Function]-[Cylinder]-[Handing]

Example order: MRX-A-04-SFIC7-LH

To view the full How to Order, visit townsteel.com/documents/mrx-a-how-to-order-2

[1] All standard cylinders come with 6-pin Schlage® "C" keyway only. [2] Small format IC housing available. Schlage®, Sargent®, Corbin Russwin®, and Yale® LFIC housings are available at an additional charge. [3] High security 6-pin cylinder and 7-pin SFIC core available in TownSteel "L" keyway. [4] KA, MK, GMK, GGMK & Construction keying are available at an additional charge. [5] All locks come with standard ANSI strike unless specified otherwise. [6] Prices based on F.O.B. City of Industry, CA. [7] Prices subject to change without notice.

Ligature Resistant Locks - Mechanical

MRX-K



MRX-K Series	Description	Finish
		630
MRX-S-K-01	Sectional trim, non-keyed, Passage x knobs	820.00
MRX-S-K-02	Sectional trim, non-keyed, Privacy / Bathroom with deadbolt x knobs	846.00
MRX-S-K-04	Sectional trim, keyed single cylinder, Entry / Office x knobs	887.00
MRX-S-K-05	Sectional trim, keyed single cylinder, Classroom x knobs	887.00
MRX-S-K-07	Sectional trim, keyed single cylinder, Storeroom / Closet x knobs	887.00
MRX-S-K-08	Sectional trim, keyed single cylinder, Front Door / Corridor Lock with thumb turn x knobs	887.00
MRX-S-K-12	Sectional trim, keyed single cylinder, Dormitory or Exit with thumb turn x knobs	914.00
MRX-S-K-13	Sectional trim, keyed single cylinder, Dormitory or Exit with thumb turn x knobs	914.00
MRX-S-K-15*	Sectional trim, keyed single cylinder, Hotel / Motel with thumb turn x knobs	914.00
MRX-S-K-19	Sectional trim, non-keyed, Privacy / Bathroom with deadbolt with thumb turn x knobs	846.00

* TownSteel can only supply the Schlage® "C" keyway cylinder, not the special Hotel cylinder for the F15 function; the full functionality of the F15 function cannot be achieved with the cylinder supplied from TownSteel. Customer must furnish their own emergency cylinder.

[1] All standard cylinders come with 6-pin Schlage® "C" keyway only. [2] Small format IC housing available. Schlage®, Sargent®, Corbin Russwin®, and Yale® LFIC housings are available at an additional charge. [3] High security 6-pin cylinder and 7-pin SFIC core available in TownSteel "L" keyway. [4] KA, MK, GMK, GGMK & Construction keying are available at an additional charge. [5] All locks come with standard ANSI strike unless specified otherwise. [6] Prices based on F.O.B. City of Industry, CA. [7] Prices subject to change without notice.

Ligature Resistant Locks - Mechanical

MRX-K



MRX-K Series	Description	Finish
		630
MRX-S-K-20	Sectional trim, keyed single cylinder, Entrance / Apartment / Dormitory with thumb turn x knobs	914.00
MRX-S-K-22	Sectional trim, non-keyed, Privacy / Bathroom without deadbolt with thumb turn x knobs	846.00
MRX-S-K-26	Sectional trim, keyed single cylinder, Institutional Privacy with thumb turn x knobs	986.00
MRX-S-K-29	Sectional trim, keyed single cylinder, anti-ligature thumb turn knobs, Classroom Dead Lock	820.00
MRX-S-K-30	Sectional trim, keyed double cylinders, Institutional x knobs	986.00
MRX-S-K-32	Sectional trim, keyed double cylinders, Intruder Latch Bolt x knobs	986.00
MRX-S-K-33	Sectional trim, keyed double cylinders, Intruder Dead Bolt x knobs	986.00
MRX-S-K-34	Sectional trim, keyed double cylinders, Intruder Dead Bolt with auxiliary dead latch x knobs	986.00
MRX-S-K-35	Sectional trim, keyed double cylinders, Storeroom with dead bolt x knobs	986.00
MRX-S-K-46	Sectional trim, keyed single cylinder, Institutional Privacy with key locked feature with thumb turn	986.00

[1] All standard cylinders come with 6-pin Schlage® "C" keyway only. [2] Small format IC housing available. Schlage®, Sargent®, Corbin Russwin®, and Yale® LFIC housings are available at an additional charge. [3] High security 6-pin cylinder and 7-pin SFIC core available in TownSteel "L" keyway. [4] KA, MK, GMK, GGMK & Construction keying are available at an additional charge. [5] All locks come with standard ANSI strike unless specified otherwise. [6] Prices based on F.O.B. City of Industry, CA. [7] Prices subject to change without notice.

Ligature Resistant Locks - Mechanical

MRX-K



MRX-K Series	Description	Finish
		630
MRX-S-K-RF	Sectional trim, keyed single cylinder, Female Patient Privacy RF with thumb turn x knob	986.00
MRX-S-K-LTF	Sectional trim, keyed single cylinder, Female Patient Privacy LTF with thumb turn x knob	986.00
MRX-E-K-01	Escutcheon trim, non-keyed, Passage x knobs	1,085.00
MRX-E-K-02	Escutcheon trim, non-keyed, Privacy / Bathroom with deadbolt x knobs	1,112.00
MRX-E-K-04	Escutcheon trim, keyed single cylinder, Entry / Office x knobs	1,152.00
MRX-E-K-05	Escutcheon trim, keyed single cylinder, Classroom x knobs	1,152.00
MRX-E-K-07	Escutcheon trim, keyed single cylinder, Storeroom / Closet x knobs	1,152.00
MRX-E-K-08	Escutcheon trim, keyed single cylinder, Front Door / Corridor Lock with thumb turn x knobs	1,152.00
MRX-E-K-12	Escutcheon trim, keyed single cylinder, Dormitory or Exit with thumb turn x knobs	1,178.00
MRX-E-K-13	Escutcheon trim, keyed single cylinder, Dormitory or Exit with thumb turn x knobs	1,178.00

[1] All standard cylinders come with 6-pin Schlage® "C" keyway only. [2] Small format IC housing available. Schlage®, Sargent®, Corbin Russwin®, and Yale® LFIC housings are available at an additional charge. [3] High security 6-pin cylinder and 7-pin SFIC core available in TownSteel "L" keyway. [4] KA, MK, GMK, GGMK & Construction keying are available at an additional charge. [5] All locks come with standard ANSI strike unless specified otherwise. [6] Prices based on F.O.B. City of Industry, CA. [7] Prices subject to change without notice.

Ligature Resistant Locks - Mechanical

MRX-K



MRX-K Series	Description	Finish
		630
MRX-E-K-15**	Escutcheon trim, keyed single cylinder, Hotel / Motel with thumb turn x knobs	1,178.00
MRX-E-K-19	Escutcheon trim, non-keyed, Privacy / Bathroom with deadbolt with thumb turn x knobs	1,112.00
MRX-E-K-20	Escutcheon trim, keyed single cylinder, Entrance / Apartment / Dormitory with thumb turn x knobs	1,178.00
MRX-E-K-22	Escutcheon trim, non-keyed, Privacy without deadbolt with thumb turn x knobs	1,112.00
MRX-E-K-26	Escutcheon trim, keyed single cylinder, Institutional Privacy with thumb turn x knobs	1,252.00
MRX-E-K-29	Escutcheon trim, keyed single cylinder, anti-ligature thumb turn knobs, Classroom Dead Lock	1,085.00
MRX-E-K-30	Escutcheon trim, keyed double cylinders, Institutional x knobs	1,252.00
MRX-E-K-32	Escutcheon trim, keyed double cylinders, Intruder Latch Bolt x knobs	1,252.00
MRX-E-K-33	Escutcheon trim, keyed double cylinders, Intruder Dead Bolt x knobs	1,252.00

** TownSteel can only supply the Schlage® "C" keyway cylinder, not the special Hotel cylinder for the F15 function; the full functionality of the F15 function cannot be achieved with the cylinder supplied from TownSteel. Customer must furnish their own emergency cylinder.

[1] All standard cylinders come with 6-pin Schlage® "C" keyway only. [2] Small format IC housing available. Schlage®, Sargent®, Corbin Russwin®, and Yale® LFIC housings are available at an additional charge. [3] High security 6-pin cylinder and 7-pin SFIC core available in TownSteel "L" keyway. [4] KA, MK, GMK, GGMK & Construction keying are available at an additional charge. [5] All locks come with standard ANSI strike unless specified otherwise. [6] Prices based on F.O.B. City of Industry, CA. [7] Prices subject to change without notice.

Ligature Resistant Locks - Mechanical

MRX-K



MRX-K Series	Description	Finish
		630
MRX-E-K-34	Escutcheon trim, keyed double cylinders, Intruder Dead Bolt with auxiliary dead latch x knobs	1,252.00
MRX-E-K-35	Escutcheon trim, keyed double cylinders, Storeroom with dead bolt x knobs	1,252.00
MRX-E-K-46	Escutcheon trim, keyed single cylinder, Institutional Privacy with key locked feature with thumb turn	1,252.00
MRX-E-K-RF	Escutcheon trim, keyed single cylinder, Female Patient Privacy RF with thumb turn x knob	1,252.00
MRX-E-K-LTF	Escutcheon trim, keyed single cylinder, Female Patient Privacy LTF with thumb turn x knob	1,252.00

Order string is as follows:

[Trim]-[Function]-[Cylinder]-[Handing]


Example order: MRX-E-K-04-SFIC7-LH

To view the full How to Order, visit townsteel.com/documents/mrx-k-how-to-order

[1] All standard cylinders come with 6-pin Schlage® "C" keyway only. [2] Small format IC housing available. Schlage®, Sargent®, Corbin Russwin®, and Yale® LFIC housings are available at an additional charge. [3] High security 6-pin cylinder and 7-pin SFIC core available in TownSteel "L" keyway. [4] KA, MK, GMK, GGK & Construction keying are available at an additional charge. [5] All locks come with standard ANSI strike unless specified otherwise. [6] Prices based on F.O.B. City of Industry, CA. [7] Prices subject to change without notice.

Ligature Resistant Locks - Mechanical

MRX-L



MRX-L Series	Description	Finish
		630
MRX-S-L-01	Sectional trim, non-keyed, Passage x levers	887.00
MRX-S-L-02	Sectional trim, non-keyed, Privacy / Bathroom with deadbolt x levers	914.00
MRX-S-L-04	Sectional trim, keyed single cylinder, Entry / Office x levers	952.00
MRX-S-L-05	Sectional trim, keyed single cylinder, Classroom x levers	952.00
MRX-S-L-07	Sectional trim, keyed single cylinder, Storeroom / Closet x levers	952.00
MRX-S-L-08	Sectional trim, keyed single cylinder, Front Door / Corridor Lock with thumb turn x levers	952.00
MRX-S-L-12	Sectional trim, keyed single cylinder, Dormitory or Exit with thumb turn x levers	979.00
MRX-S-L-13	Sectional trim, keyed single cylinder, Dormitory or Exit with thumb turn x levers	979.00
MRX-S-L-14	Sectional trim, keyed double cylinder, Store Door x levers	1,058.00
MRX-S-L-15*	Sectional trim, keyed single cylinder, Hotel / Motel with thumb turn x levers	979.00

* TownSteel can only supply the Schlage® "C" keyway cylinder, not the special Hotel cylinder for the F15 function; the full functionality of the F15 function cannot be achieved with the cylinder supplied from TownSteel. Customer must furnish their own emergency cylinder.

[1] All standard cylinders come with 6-pin Schlage® "C" keyway only. [2] Small format IC housing available. Schlage®, Sargent®, Corbin Russwin®, and Yale® LFIC housings are available at an additional charge. [3] High security 6-pin cylinder and 7-pin SFIC core available in TownSteel "L" keyway. [4] KA, MK, GMK, GGMK & Construction keying are available at an additional charge. [5] All locks come with standard ANSI strike unless specified otherwise. [6] Prices based on F.O.B. City of Industry, CA. [7] Prices subject to change without notice.

Ligature Resistant Locks - Mechanical

MRX-L




MRX-L Series	Description	Finish
		630
MRX-S-L-19	Sectional trim, non-keyed, Privacy / Bathroom with deadbolt with thumb turn x levers	914.00
MRX-S-L-20	Sectional trim, keyed single cylinder, Entrance / Apartment / Dormitory with thumb turn x levers	979.00
MRX-S-L-21	Sectional trim, keyed single cylinder, Dormitory with dead bolt thumb turn x levers	979.00
MRX-S-L-22	Sectional trim, non-keyed, Privacy without deadbolt with thumb turn x levers	914.00
MRX-S-L-26	Sectional trim, keyed single cylinder, Institutional Privacy with thumb turn x levers	1,058.00
MRX-S-L-29	Sectional trim, keyed single cylinder, anti-ligature thumb turn, Classroom Dead Lock	887.00
MRX-S-L-30	Sectional trim, keyed double cylinders, Institutional x levers	1,058.00
MRX-S-L-32	Sectional trim, keyed double cylinders, Intruder Latch Bolt x levers	1,058.00
MRX-S-L-33	Sectional trim, keyed double cylinders, Intruder Dead Bolt x levers	1,058.00

[1] All standard cylinders come with 6-pin Schlage® "C" keyway only. [2] Small format IC housing available. Schlage®, Sargent®, Corbin Russwin®, and Yale® LFIC housings are available at an additional charge. [3] High security 6-pin cylinder and 7-pin SFIC core available in TownSteel "L" keyway. [4] KA, MK, GMK, GGMK & Construction keying are available at an additional charge. [5] All locks come with standard ANSI strike unless specified otherwise. [6] Prices based on F.O.B. City of Industry, CA. [7] Prices subject to change without notice.

Ligature Resistant Locks - Mechanical

MRX-L




MRX-L Series	Description	Finish
		630
MRX-S-L-34	Sectional trim, keyed double cylinders, Intruder Dead Bolt with auxiliary dead latch x levers	1,058.00
MRX-S-L-35	Sectional trim, keyed double cylinders, Storeroom with dead bolt x levers	1,058.00
MRX-S-L-46	Sectional trim, keyed single cylinder, Institutional Privacy with key locked feature with thumb turn	1,058.00
MRX-S-L-RF	Sectional trim, keyed single cylinder, Female Patient Privacy RF with thumb turn x levers	1,058.00
MRX-S-L-LTF	Sectional trim, keyed single cylinder, Female Patient Privacy LTF with thumb turn x levers	1,058.00
MRX-E-L-01	Escutcheon trim, non-keyed, Passage x levers	1,152.00
MRX-E-L-02	Escutcheon trim, non-keyed, Privacy / Bathroom with deadbolt x levers	1,178.00
MRX-E-L-04	Escutcheon trim, keyed single cylinder, Entry / Office x levers	1,216.00
MRX-E-L-05	Escutcheon trim, keyed single cylinder, Classroom x levers	1,216.00
MRX-E-L-07	Escutcheon trim, keyed single cylinder, Storeroom / Closet x levers	1,216.00

[1] All standard cylinders come with 6-pin Schlage® "C" keyway only. [2] Small format IC housing available. Schlage®, Sargent®, Corbin Russwin®, and Yale® LFIC housings are available at an additional charge. [3] High security 6-pin cylinder and 7-pin SFIC core available in TownSteel "L" keyway. [4] KA, MK, GMK, GGMK & Construction keying are available at an additional charge. [5] All locks come with standard ANSI strike unless specified otherwise. [6] Prices based on F.O.B. City of Industry, CA. [7] Prices subject to change without notice.

Ligature Resistant Locks - Mechanical

MRX-L




MRX-L Series	Description	Finish
		630
MRX-E-L-08	Escutcheon trim, keyed single cylinder, Front Door / Corridor Lock with thumb turn x levers	1,216.00
MRX-E-L-12	Escutcheon trim, keyed single cylinder, Dormitory or Exit with thumb turn x levers	1,243.00
MRX-E-L-13	Escutcheon trim, keyed single cylinder, Dormitory or Exit with thumb turn x levers	1,243.00
MRX-E-L-14	Escutcheon trim, keyed double cylinder, Store Door x levers	1,310.00
MRX-E-L-15**	Escutcheon trim, keyed single cylinder, Hotel / Motel with thumb turn x levers	1,243.00
MRX-E-L-19	Escutcheon trim, non-keyed, Privacy / Bathroom with deadbolt with thumb turn x levers	1,178.00
MRX-E-L-20	Escutcheon trim, keyed single cylinder, Entrance / Apartment / Dormitory with thumb turn x levers	1,243.00
MRX-E-L-22	Escutcheon trim, non-keyed, Privacy without deadbolt with thumb turn x levers	1,178.00
MRX-E-L-26	Escutcheon trim, keyed single cylinder, Institutional Privacy with thumb turn x levers	1,310.00

** TownSteel can only supply the Schlage® "C" keyway cylinder, not the special Hotel cylinder for the F15 function; the full functionality of the F15 function cannot be achieved with the cylinder supplied from TownSteel. Customer must furnish their own emergency cylinder.

[1] All standard cylinders come with 6-pin Schlage® "C" keyway only. [2] Small format IC housing available. Schlage®, Sargent®, Corbin Russwin®, and Yale® LFIC housings are available at an additional charge. [3] High security 6-pin cylinder and 7-pin SFIC core available in TownSteel "L" keyway. [4] KA, MK, GMK, GGMK & Construction keying are available at an additional charge. [5] All locks come with standard ANSI strike unless specified otherwise. [6] Prices based on F.O.B. City of Industry, CA. [7] Prices subject to change without notice.

Ligature Resistant Locks - Mechanical

MRX-L




MRX-L Series	Description	Finish
		630
MRX-E-L-29	Escutcheon trim, keyed single cylinder, anti-ligature thumb turn, Classroom Dead Lock	1,152.00
MRX-E-L-30	Escutcheon trim, keyed double cylinders, Institutional x levers	1,310.00
MRX-E-L-32	Escutcheon trim, keyed double cylinders, Intruder Latch Bolt x levers	1,310.00
MRX-E-L-33	Escutcheon trim, keyed double cylinders, Intruder Dead Bolt x levers	1,310.00
MRX-E-L-34	Escutcheon trim, keyed double cylinders, Intruder Dead Bolt with auxiliary dead latch x levers	1,310.00
MRX-E-L-35	Escutcheon trim, keyed double cylinders, Storeroom with dead bolt x levers	1,310.00

[1] All standard cylinders come with 6-pin Schlage® "C" keyway only. [2] Small format IC housing available. Schlage®, Sargent®, Corbin Russwin®, and Yale® LFIC housings are available at an additional charge. [3] High security 6-pin cylinder and 7-pin SFIC core available in TownSteel "L" keyway. [4] KA, MK, GMK, GGK & Construction keying are available at an additional charge. [5] All locks come with standard ANSI strike unless specified otherwise. [6] Prices based on F.O.B. City of Industry, CA. [7] Prices subject to change without notice.

Ligature Resistant Locks - Mechanical

MRX-L



MRX-L Series	Description	Finish
		630
MRX-E-L-46	Escutcheon trim, keyed single cylinder, Institutional Privacy with key locked feature with thumb turn	1,310.00
MRX-E-L-RF	Escutcheon trim, keyed single cylinder, Female Patient Privacy RF with thumb turn x levers	1,310.00
MRX-E-L-LTF	Escutcheon trim, keyed single cylinder, Female Patient Privacy LTF with thumb turn x levers	1,310.00

Order string is as follows:

[Trim]-[Function]-[Cylinder]-[Handing]

Example order: MRX-E-L-04-SFIC7-LH

To view the full How to Order, visit townsteel.com/documents/mrx-l-how-to-order

[1] All standard cylinders come with 6-pin Schlage® "C" keyway only. [2] Small format IC housing available. Schlage®, Sargent®, Corbin Russwin®, and Yale® LFIC housings are available at an additional charge. [3] High security 6-pin cylinder and 7-pin SFIC core available in TownSteel "L" keyway. [4] KA, MK, GMK, GGMK & Construction keying are available at an additional charge. [5] All locks come with standard ANSI strike unless specified otherwise. [6] Prices based on F.O.B. City of Industry, CA. [7] Prices subject to change without notice.

Ligature Resistant Locks - Mechanical

MRX Ligature Resistant Mortise Lock with Status Indicator



MSG AS1001 shown

MRX Series	Description	Finish
		630
MRX-A-05-O	Arch lever trim, keyed single cylinder, Classroom and ligature resistant status indicator	1,531.00
MRX-A-13-O	Arch lever trim, keyed single cylinder, Dormitory or Exit with thumb turn and ligature resistant status indicator	1,558.00
MRX-A-15-O*	Arch lever trim, keyed single cylinder, Hotel / Motel with thumb turn and ligature resistant status indicator	1,558.00
MRX-A-26-O	Arch lever trim, keyed single cylinder, Institutional Privacy with thumb turn and ligature resistant status indicator	1,624.00
MRX-A-46-O	Arch lever trim, keyed single cylinder, Institutional Privacy with thumb turn with key locked feature and ligature resistant status indicator	1,624.00
MRX-S-L-05-O	Sectional lever trim, keyed single cylinder, Classroom and ligature resistant status indicator	1,267.00
MRX-S-L-13-O	Sectional lever trim, keyed single cylinder, Dormitory or Exit with thumb turn and ligature resistant status indicator	1,294.00

* TownSteel can only supply the Schlage® “C” keyway cylinder, not the special Hotel cylinder for the F15 function; the full functionality of the F15 function cannot be achieved with the cylinder supplied from TownSteel. Customer must furnish their own emergency cylinder.

[1] All standard cylinders come with 6-pin Schlage® “C” keyway only. [2] Small format IC housing available. Schlage®, Sargent®, Corbin Russwin®, and Yale® LFIC housings are available at an additional charge. [3] High security 6-pin cylinder and 7-pin SFIC core available in TownSteel “L” keyway. [4] KA, MK, GMK, GGMK & Construction keying are available at an additional charge. [5] All locks come with standard ANSI strike unless specified otherwise. [6] Prices based on F.O.B. City of Industry, CA. [7] Prices subject to change without notice.

Ligature Resistant Locks - Mechanical

MRX Ligature Resistant Mortise Lock with Status Indicator



MSG AS1001 shown

MRX Series	Description	Finish
		630
MRX-S-L-15-O*	Sectional lever trim, keyed single cylinder, Hotel / Motel with thumb turn and ligature resistant status indicator	1,294.00
MRX-S-L-26-O	Sectional lever trim, keyed single cylinder, Institutional Privacy with thumb turn and ligature resistant status indicator	1,372.00
MRX-S-L-46-O	Sectional lever trim, keyed single cylinder, Institutional Privacy with thumb turn with key locked feature and ligature resistant status indicator	1,372.00
MSG AS1001	Ligature resistant occupancy indicator for MRX-A / MRX-S-L only, cylinder not included	315.00

Order string is as follows:
[Trim]-[Function]-[Handing]

Example order: MRX-A-13-O-LH

To view the full How to Order, visit townsteel.com/documents/mrx-indicator-how-to-order

[1] All standard cylinders come with 6-pin Schlage® "C" keyway only. [2] Small format IC housing available. Schlage®, Sargent®, Corbin Russwin®, and Yale® LFIC housings are available at an additional charge. [3] High security 6-pin cylinder and 7-pin SFIC core available in TownSteel "L" keyway. [4] KA, MK, GMK, GGK & Construction keying are available at an additional charge. [5] All locks come with standard ANSI strike unless specified otherwise. [6] Prices based on F.O.B. City of Industry, CA. [7] Prices subject to change without notice.

Ligature Resistant Locks - Mechanical

ED-MRX-A Rim Exit Device with Ligature Resistant Arch Trim



ED-MRX-A	Description	Finish
		630
ED-MRX-A-01-9700	Grade 1 non fire rated rim exit device for 36" with Passage arch trim	1,580.00
EF-MRX-A-01-9700	Grade 1 fire rated rim exit device for 36" with Passage arch trim	1,647.00
ED-MRX-A-01-9700-48	Grade 1 non fire rated rim exit device for 48" with Passage arch trim	1,546.00
ED-MRX-A-41-9700-NL	Grade 1 rim exit device for 36" with Dummy arch trim, rigid with thru bolt	1,298.00
CRX-A-71-SURFACE*	Ligature resistant CRX-A pull Dummy trim only, surface mount	741.00

Order string is as follows:
[Trim]-[Function]-[Handing]

Example order: ED-MRX-A-01-9700-LHR

To view the full How to Order, visit townsteel.com/documents/ed-mrx-a-how-to-order

* CRX-A-71-SURFACE is trim only

[1] All locks come with standard ANSI strike unless specified otherwise. [2] Prices based on F.O.B. City of Industry, CA. [3] Prices subject to change without notice.

Ligature Resistant Locks - Mechanical

DRX



DRX Series	Description	Finish
		630
DRX-07	Deadbolt, thumb turn, single cylinder	358.00
DRX-09	Deadbolt, thumb turn, single cylinder, classroom	358.00
DRX-18	Deadbolt, thumb turn only. No trim on the other side	305.00

Order string is as follows:
[Trim]-[Function]-[Cylinder]

Example order: DRX-07-SFIC7

To view the full How to Order, visit townsteel.com/documents/drx-how-to-order-2

[1] All standard cylinders come with 6-pin Schlage® "C" keyway only. [2] Small format IC housing available. Schlage®, Sargent®, Corbin Russwin®, and Yale® LFIC housings are available at an additional charge. [3] High security 6-pin cylinder and 7-pin SFIC core available in TownSteel "L" keyway. [4] KA, MK, GMK, GGMK & Construction keying are available at an additional charge. [5] All locks come with standard ANSI strike unless specified otherwise. [6] Prices based on F.O.B. City of Industry, CA. [7] Prices subject to change without notice.

Ligature Resistant Locks - Electrified

XTRX-L-303



XTRX-L-303	Description	Finish
XTRX-L-303	Electrified Motor units 12 - 24VDC, all motorized units are field adjustable for Fail Safe or Fail Secure with 3-Point Ligature Resistant Lever Trim	630 1,143.00

Order string is as follows:
 [Trim]-[Function]-[Cylinder]-[Handing]


Example order: XTRX-L-303-SC-LH

To view the full How to Order, visit townsteel.com/documents/xtrx-l-how-to-order

[1] All standard cylinders come with 6-pin Schlage® "C" keyway only. [2] Small format IC housing available. Schlage®, Sargent®, and Corbin Russwin® LFIC housings are available at an additional charge. [3] High security 6-pin cylinder and 7-pin SFIC core available in TownSteel "L" keyway. [4] KA, MK, GMK, GGK & Construction keying are available at an additional charge. [5] All locks come with standard ANSI strike unless specified otherwise. [6] Prices based on F.O.B. City of Industry, CA. [7] Prices subject to change without notice.

Ligature Resistant Locks - Electrified

XMRX-A




This trim is not field reversible. Please provide the handing information when placing an order.

XMRX-A Series	Description	Finish
		630
<i>Single cylinder functions, 3-position monitoring</i>		
XMRX-A-121	12VDC Fail Safe, 3-Position Monitoring	1,481.00
XMRX-A-122	12VDC Fail Secure, 3-Position Monitoring	1,481.00
XMRX-A-241	24VDC Fail Safe, 3-Position Monitoring	1,481.00
XMRX-A-242	24VDC Fail Secure, 3-Position Monitoring	1,481.00
<i>Single cylinder functions, REX</i>		
XMRX-A-121REX	12VDC Fail Safe, Request-to-Exit (REX)	1,481.00
XMRX-A-122REX	12VDC Fail Secure, Request-to-Exit (REX)	1,481.00
XMRX-A-241REX	24VDC Fail Safe, Request-to-Exit (REX)	1,481.00
XMRX-A-242REX	24VDC Fail Secure, Request-to-Exit (REX)	1,481.00

[1] All standard cylinders come with 6-pin Schlage® "C" keyway only. [2] Small format IC housing available. Schlage®, Sargent®, Corbin Russwin®, and Yale® LFIC housings are available at an additional charge. [3] High security 6-pin cylinder and 7-pin SFIC core available in TownSteel "L" keyway. [4] KA, MK, GMK, GGMK & Construction keying are available at an additional charge. [5] All locks come with standard ANSI strike unless specified otherwise. [6] Prices based on F.O.B. City of Industry, CA. [7] Prices subject to change without notice.

Ligature Resistant Locks - Electrified

XMRX-A




This trim is not field reversible. Please provide the handing information when placing an order.

XMRX-A Series	Description	Finish
		630
<i>Deadbolt with thumb turn functions, REX</i>		
XMRX-A-121-DB	12VDC Fail Safe, Deadbolt Request-to-Exit (REX)	1,481.00
XMRX-A-122-DB	12VDC Fail Secure, Deadbolt Request-to-Exit (REX)	1,481.00
XMRX-A-241-DB	24VDC Fail Safe, Deadbolt Request-to-Exit (REX)	1,481.00
XMRX-A-242-DB	24VDC Fail Secure, Deadbolt Request-to-Exit (REX)	1,481.00
<i>Deadbolt with double cylinder functions, REX</i>		
XMRX-A-121-DC	12VDC Fail Safe, Deadbolt Request-to-Exit (REX)	1,575.00
XMRX-A-122-DC	12VDC Fail Secure, Deadbolt Request-to-Exit (REX)	1,575.00
XMRX-A-241-DC	24VDC Fail Safe, Deadbolt Request-to-Exit (REX)	1,575.00
XMRX-A-242-DC	24VDC Fail Secure, Deadbolt Request-to-Exit (REX)	1,575.00

[1] All standard cylinders come with 6-pin Schlage® "C" keyway only. [2] Small format IC housing available. Schlage®, Sargent®, Corbin Russwin®, and Yale® LFIC housings are available at an additional charge. [3] High security 6-pin cylinder and 7-pin SFIC core available in TownSteel "L" keyway. [4] KA, MK, GMK, GGMK & Construction keying are available at an additional charge. [5] All locks come with standard ANSI strike unless specified otherwise. [6] Prices based on F.O.B. City of Industry, CA. [7] Prices subject to change without notice.

Ligature Resistant Locks - Electrified

XMRX-A



This trim is not field reversible. Please provide the handing information when placing an order.

XMRX-A Series	Description	Finish
		630
<i>No deadbolt with double cylinder functions, REX</i>		
XMRX-A-121-C	12VDC Fail Safe, Request-to-Exit (REX)	1,575.00
XMRX-A-122-C	12VDC Fail Secure, Request-to-Exit (REX)	1,575.00
XMRX-A-241-C	24VDC Fail Safe, Request-to-Exit (REX)	1,575.00
XMRX-A-242-C	24VDC Fail Secure, Request-to-Exit (REX)	1,575.00

Order string is as follows:

[Trim]-[Function]-[Cylinder]-[Handing]

Example order: XMRX-A-121-SC-LH

To view the full How to Order, visit townsteel.com/documents/xmrx-a-how-to-order

[1] All standard cylinders come with 6-pin Schlage® "C" keyway only. [2] Small format IC housing available. Schlage®, Sargent®, Corbin Russwin®, and Yale® LFIC housings are available at an additional charge. [3] High security 6-pin cylinder and 7-pin SFIC core available in TownSteel "L" keyway. [4] KA, MK, GMK, GGMK & Construction keying are available at an additional charge. [5] All locks come with standard ANSI strike unless specified otherwise. [6] Prices based on F.O.B. City of Industry, CA. [7] Prices subject to change without notice.

Ligature Resistant Locks - Electrified

XMRX-A-303



XMRX-A-303 (left), PCU (middle), and strike (right) shown

This trim is not field reversible. Please provide the handing information when placing an order.

XMRX-A-303	Description	Finish
XMRX-A-303	Electrified Motor units 12 - 24 VDC, all motorized units are field adjustable for Fail Safe or Fail Secure with 5-Point Ligature Resistant Arch Trim	630 1,911.00

Order string is as follows:
 [Trim]-[Function]-[Cylinder]-[Handing]
Example order: XMRX-A-303-SC-LH

To view the full How to Order, visit townsteel.com/documents/xmrx-a-how-to-order

[1] All standard cylinders come with 6-pin Schlage® “C” keyway only. [2] Small format IC housing available. Schlage®, Sargent®, Corbin Russwin®, and Yale® LFIC housings are available at an additional charge. [3] High security 6-pin cylinder and 7-pin SFIC core available in TownSteel “L” keyway. [4] KA, MK, GMK, GGK & Construction keying are available at an additional charge. [5] All locks come with standard ANSI strike unless specified otherwise. [6] Prices based on F.O.B. City of Industry, CA. [7] Prices subject to change without notice.

Ligature Resistant Locks - Electrified

XMRX-S-K



XMRX-S-K Series		Description	Finish
			630
<i>Single cylinder functions, 3-position monitoring</i>			
XMRX-S-K-121	12VDC Fail Safe, 3-Position Monitoring		1,152.00
XMRX-S-K-122	12VDC Fail Secure, 3-Position Monitoring		1,152.00
XMRX-S-K-241	24VDC Fail Safe, 3-Position Monitoring		1,152.00
XMRX-S-K-242	24VDC Fail Secure, 3-Position Monitoring		1,152.00
<i>Single cylinder functions, REX</i>			
XMRX-S-K-121REX	12VDC Fail Safe, Request-to-Exit (REX)		1,152.00
XMRX-S-K-122REX	12VDC Fail Secure, Request-to-Exit (REX)		1,152.00
XMRX-S-K-241REX	24VDC Fail Safe, Request-to-Exit (REX)		1,152.00
XMRX-S-K-242REX	24VDC Fail Secure, Request-to-Exit (REX)		1,152.00

[1] All standard cylinders come with 6-pin Schlage® "C" keyway only. [2] Small format IC housing available. Schlage®, Sargent®, Corbin Russwin®, and Yale® LFIC housings are available at an additional charge. [3] High security 6-pin cylinder and 7-pin SFIC core available in TownSteel "L" keyway. [4] KA, MK, GMK, GGMK & Construction keying are available at an additional charge. [5] All locks come with standard ANSI strike unless specified otherwise. [6] Prices based on F.O.B. City of Industry, CA. [7] Prices subject to change without notice.

Ligature Resistant Locks - Mechanical

XMRX-S-K



XMRX-S-K Series	Description	Finish
		630
<i>Deadbolt with thumb turn functions, REX</i>		
XMRX-S-K-121-DB	12VDC Fail Safe, Deadbolt Request-to-Exit (REX)	1,152.00
XMRX-S-K-122-DB	12VDC Fail Secure, Deadbolt Request-to-Exit (REX)	1,152.00
XMRX-S-K-241-DB	24VDC Fail Safe, Deadbolt Request-to-Exit (REX)	1,152.00
XMRX-S-K-242-DB	24VDC Fail Secure, Deadbolt Request-to-Exit (REX)	1,152.00

[1] All standard cylinders come with 6-pin Schlage® "C" keyway only. [2] Small format IC housing available. Schlage®, Sargent®, Corbin Russwin®, and Yale® LFIC housings are available at an additional charge. [3] High security 6-pin cylinder and 7-pin SFIC core available in TownSteel "L" keyway. [4] KA, MK, GMK, GGK & Construction keying are available at an additional charge. [5] All locks come with standard ANSI strike unless specified otherwise. [6] Prices based on F.O.B. City of Industry, CA. [7] Prices subject to change without notice.

Ligature Resistant Locks - Electrified

XMRX-S-K



XMRX-S-K Series	Description	Finish
		630
<i>Deadbolt with double cylinder functions, REX</i>		
XMRX-S-K-121-DC	12VDC Fail Safe, Deadbolt Request-to-Exit (REX)	1,252.00
XMRX-S-K-122-DC	12VDC Fail Secure, Deadbolt Request-to-Exit (REX)	1,252.00
XMRX-S-K-241-DC	24VDC Fail Safe, Deadbolt Request-to-Exit (REX)	1,252.00
XMRX-S-K-242-DC	24VDC Fail Secure, Deadbolt Request-to-Exit (REX)	1,252.00

Order string is as follows:

[Trim]-[Function]-[Cylinder]-[Handing]

Example order: XMRX-S-K-121-SC-LH

To view the full How to Order, visit townsteel.com/documents/xmrx-k-how-to-order

[1] All standard cylinders come with 6-pin Schlage® "C" keyway only. [2] Small format IC housing available. Schlage®, Sargent®, Corbin Russwin®, and Yale® LFIC housings are available at an additional charge. [3] High security 6-pin cylinder and 7-pin SFIC core available in TownSteel "L" keyway. [4] KA, MK, GMK, GGK & Construction keying are available at an additional charge. [5] All locks come with standard ANSI strike unless specified otherwise. [6] Prices based on F.O.B. City of Industry, CA. [7] Prices subject to change without notice.

Ligature Resistant Locks - Electrified

XMRX-S-K-303



XMRX-S-K-303 (left), PCU (middle), and strike (right) shown

XMRX-S-K-303	Description	Finish
XMRX-S-K-303	Electrified Motor units 12 - 24 VDC, all motorized units are field adjustable for Fail Safe or Fail Secure with 3-Point Ligature Resistant Sectional Knob Trim	630 1,911.00

Order string is as follows:

[Trim]-[Function]-[Cylinder]-[Handing]

Example order: XMRX-S-K-303-SC-LH

To view the full How to Order, visit townsteel.com/documents/xmrx-k-how-to-order

[1] All standard cylinders come with 6-pin Schlage® "C" keyway only. [2] Small format IC housing available. Schlage®, Sargent®, Corbin Russwin®, and Yale® LFIC housings are available at an additional charge. [3] High security 6-pin cylinder and 7-pin SFIC core available in TownSteel "L" keyway. [4] KA, MK, GMK, GGK & Construction keying are available at an additional charge. [5] All locks come with standard ANSI strike unless specified otherwise. [6] Prices based on F.O.B. City of Industry, CA. [7] Prices subject to change without notice.

Ligature Resistant Locks - Electrified

XMRX-E-K



XMRX-E-K Series		Description	Finish
			630
<i>Single cylinder functions, 3-position monitoring</i>			
XMRX-E-K-121	12VDC Fail Safe, 3-Position Monitoring		1,417.00
XMRX-E-K-122	12VDC Fail Secure, 3-Position Monitoring		1,417.00
XMRX-E-K-241	24VDC Fail Safe, 3-Position Monitoring		1,417.00
XMRX-E-K-242	24VDC Fail Secure, 3-Position Monitoring		1,417.00
<i>Single cylinder functions, REX</i>			
XMRX-E-K-121REX	12VDC Fail Safe, Request-to-Exit (REX)		1,417.00
XMRX-E-K-122REX	12VDC Fail Secure, Request-to-Exit (REX)		1,417.00
XMRX-E-K-241REX	24VDC Fail Safe, Request-to-Exit (REX)		1,417.00
XMRX-E-K-242REX	24VDC Fail Secure, Request-to-Exit (REX)		1,417.00

[1] All standard cylinders come with 6-pin Schlage® "C" keyway only. [2] Small format IC housing available. Schlage®, Sargent®, Corbin Russwin®, and Yale® LFIC housings are available at an additional charge. [3] High security 6-pin cylinder and 7-pin SFIC core available in TownSteel "L" keyway. [4] KA, MK, GMK, GGMK & Construction keying are available at an additional charge. [5] All locks come with standard ANSI strike unless specified otherwise. [6] Prices based on F.O.B. City of Industry, CA. [7] Prices subject to change without notice.

Ligature Resistant Locks - Electrified

XMRX-E-K



XMRX-E-K Series	Description	Finish
		630
<i>Deadbolt with thumb turn functions, REX</i>		
XMRX-E-K-121-DB	12VDC Fail Safe, Deadbolt Request-to-Exit (REX)	1,417.00
XMRX-E-K-122-DB	12VDC Fail Secure, Deadbolt Request-to-Exit (REX)	1,417.00
XMRX-E-K-241-DB	24VDC Fail Safe, Deadbolt Request-to-Exit (REX)	1,417.00
XMRX-E-K-242-DB	24VDC Fail Secure, Deadbolt Request-to-Exit (REX)	1,417.00

[1] All standard cylinders come with 6-pin Schlage® "C" keyway only. [2] Small format IC housing available. Schlage®, Sargent®, Corbin Russwin®, and Yale® LFIC housings are available at an additional charge. [3] High security 6-pin cylinder and 7-pin SFIC core available in TownSteel "L" keyway. [4] KA, MK, GMK, GGK & Construction keying are available at an additional charge. [5] All locks come with standard ANSI strike unless specified otherwise. [6] Prices based on F.O.B. City of Industry, CA. [7] Prices subject to change without notice.

Ligature Resistant Locks - Electrified

XMRX-E-K



XMRX-E-K Series	Description	Finish
		630
<i>Deadbolt with double cylinder functions, REX</i>		
XMRX-E-K-121-DC	12VDC Fail Safe, Deadbolt Request-to-Exit (REX)	1,515.00
XMRX-E-K-122-DC	12VDC Fail Secure, Deadbolt Request-to-Exit (REX)	1,515.00
XMRX-E-K-241-DC	24VDC Fail Safe, Deadbolt Request-to-Exit (REX)	1,515.00
XMRX-E-K-242-DC	24VDC Fail Secure, Deadbolt Request-to-Exit (REX)	1,515.00

Order string is as follows:

[Trim]-[Function]-[Cylinder]-[Handing]

Example order: XMRX-E-K-121-SC-LH

To view the full How to Order, visit townsteel.com/documents/xmrx-k-how-to-order

[1] All standard cylinders come with 6-pin Schlage® "C" keyway only. [2] Small format IC housing available. Schlage®, Sargent®, Corbin Russwin®, and Yale® LFIC housings are available at an additional charge. [3] High security 6-pin cylinder and 7-pin SFIC core available in TownSteel "L" keyway. [4] KA, MK, GMK, GGK & Construction keying are available at an additional charge. [5] All locks come with standard ANSI strike unless specified otherwise. [6] Prices based on F.O.B. City of Industry, CA. [7] Prices subject to change without notice.

Ligature Resistant Locks - Electrified

XMRX-E-K-303



XMRX-E-K-303 (left), PCU (middle), and strike (right) shown

XMRX-E-K-303	Description	Finish
XMRX-E-K-303	Electrified Motor units 12 - 24 VDC, all motorized units are field adjustable for Fail Safe or Fail Secure with 3-Point Ligature Resistant Escutcheon Knob Trim	630 2,018.00

Order string is as follows:

[Trim]-[Function]-[Cylinder]-[Handing]

Example order: XMRX-E-K-303-SC-LH

To view the full How to Order, visit townsteel.com/documents/xmrx-k-how-to-order

[1] All standard cylinders come with 6-pin Schlage® "C" keyway only. [2] Small format IC housing available. Schlage®, Sargent®, Corbin Russwin®, and Yale® LFIC housings are available at an additional charge. [3] High security 6-pin cylinder and 7-pin SFIC core available in TownSteel "L" keyway. [4] KA, MK, GMK, GGK & Construction keying are available at an additional charge. [5] All locks come with standard ANSI strike unless specified otherwise. [6] Prices based on F.O.B. City of Industry, CA. [7] Prices subject to change without notice.

Ligature Resistant Locks - Electrified

XMRX-L-303



XMRX-L-303 (left), PCU (middle), and strike (right) shown

XMRX-L-303	Description	Finish
		630
XMRX-S-L-303	Electrified Motor units 12 - 24 VDC, all motorized units are field adjustable for Fail Safe or Fail Secure with 3-Point Ligature Resistant Lever Sectional Trim	1,911.00
XMRX-S-L-303C	Electrified Motor units 12 - 24 VDC, all motorized units are field adjustable for Fail Safe or Fail Secure with 3-Point Ligature Resistant Lever Sectional Trim, Double Cylinders	2,016.00
XMRX-E-L-303	Electrified Motor units 12 - 24 VDC, all motorized units are field adjustable for Fail Safe or Fail Secure with 3-Point Ligature Resistant Lever Escutcheon Trim	2,018.00

Order string is as follows:

[Trim]-[Function]-[Cylinder]-[Handing]

Example order: XMRX-E-L-303-SC-LH

To view the full How to Order, visit townsteel.com/documents/xmrx-l-how-to-order

[1] All standard cylinders come with 6-pin Schlage® "C" keyway only. [2] Small format IC housing available. Schlage®, Sargent®, Corbin Russwin®, and Yale® LFIC housings are available at an additional charge. [3] High security 6-pin cylinder and 7-pin SFIC core available in TownSteel "L" keyway. [4] KA, MK, GMK, GGK & Construction keying are available at an additional charge. [5] All locks come with standard ANSI strike unless specified otherwise. [6] Prices based on F.O.B. City of Industry, CA. [7] Prices subject to change without notice.

Ligature Resistant Locks - Electronic

XTRXL-2000



XTRXL-2000	Description	Finish
XTRXL-2000	Clutched Electronic Cylindrical Lock with Ligature Resistant Lever Trim, Standalone Keypad, 2000, with 100 pin codes	630 1,038.00

Order string is as follows:
[Trim]-[Function]-[Cylinder]

Example order: XTRXL-2000-SC

To view the full How to Order, visit townsteel.com/documents/xtrxl-how-to-order

[1] All standard cylinders come with 6-pin Schlage® "C" keyway only. [2] Small format IC housing available. Schlage®, Sargent®, and Corbin Russwin® LFIC housings are available at an additional charge. [3] High security 6-pin cylinder and 7-pin SFIC core available in TownSteel "L" keyway. [4] KA, MK, GMK, GGK & Construction keying are available at an additional charge. [5] All locks come with standard ANSI strike unless specified otherwise. [6] Prices based on F.O.B. City of Industry, CA. [7] Prices subject to change without notice.

Ligature Resistant Locks - Electronic

XTRXL-4000



XTRXL-4000	Description	Finish
XTRXL-4000	Clutched Electronic Cylindrical Lock with Ligature Resistant Lever Trim, with 400 pin codes or MIFARE RFID credential capacity. Including 2RFID Key Cards and 2 RFID stickers.	630 1,038.00

Order string is as follows:
[Trim]-[Function]-[Cylinder]

Example order: XTRXL-4000-SC

To view the full How to Order, visit townsteel.com/documents/xtrxl-how-to-order

[1] All standard cylinders come with 6-pin Schlage® "C" keyway only. [2] Small format IC housing available. Schlage®, Sargent®, and Corbin Russwin® LFIC housings are available at an additional charge. [3] High security 6-pin cylinder and 7-pin SFIC core available in TownSteel "L" keyway. [4] KA, MK, GMK, GGK & Construction keying are available at an additional charge. [5] All locks come with standard ANSI strike unless specified otherwise. [6] Prices based on F.O.B. City of Industry, CA. [7] Prices subject to change without notice.

Ligature Resistant Locks - Electronic

XTRXL-5000BLE and XTRXL-5000RF



XTRXL-5000	Description	Finish
		630
XTRXL-5000BLE	Clutched Electronic Cylindrical Lock with Ligature Resistant Lever Trim, Bluetooth, with 400 pin codes or MIFARE RFID credential capacity. Including 2 RFID Key Cards and 2 RFID stickers.	1,071.00
XTRXL-5000RF	Clutched Electronic Cylindrical Lock with Ligature Resistant Lever Trim, WiFi, with 400 pin codes or MIFARE RFID credential capacity. Including 2 RFID Key Cards and 2 RFID stickers. Ready to pair with gateway WiFi. Gateway sold separately	1,071.00

Order string is as follows:
[Trim]-[Function]-[Cylinder]

Example order: XTRXL-5000BLE-SC

To view the full How to Order, visit townsteel.com/documents/xtrxl-how-to-order

[1] All standard cylinders come with 6-pin Schlage® "C" keyway only. [2] Small format IC housing available. Schlage®, Sargent®, and Corbin Russwin® LFIC housings are available at an additional charge. [3] High security 6-pin cylinder and 7-pin SFIC core available in TownSteel "L" keyway. [4] KA, MK, GMK, GGMK & Construction keying are available at an additional charge. [5] All locks come with standard ANSI strike unless specified otherwise. [6] Prices based on F.O.B. City of Industry, CA. [7] Prices subject to change without notice.

Ligature Resistant Locks - Electronic

XMRXA-2000



This trim is not field reversible. Please provide the handing information when placing an order.

XMRXA-2000	Description	Finish
		630
XMRXA-2000	Standalone Keypad Electronic Mortise Arch Ligature Resistant Trim, with 100 pin codes.	1,720.00

Order string is as follows:

[Trim]-[Function]-[Cylinder]-[Handing]

Example order: XMRXA-2000-SFIC7-LH

To view the full How to Order, visit townsteel.com/documents/xmrxa-how-to-order

[1] All standard cylinders come with 6-pin Schlage® “C” keyway only. [2] Small format IC housing available. Schlage®, Sargent®, Corbin Russwin®, and Yale® LFIC housings are available at an additional charge. [3] High security 6-pin cylinder and 7-pin SFIC core available in TownSteel “L” keyway. [4] KA, MK, GMK, GGMK & Construction keying are available at an additional charge. [5] All locks come with standard ANSI strike unless specified otherwise. [6] Prices based on F.O.B. City of Industry, CA. [7] Prices subject to change without notice.

Ligature Resistant Locks - Electronic

XMRXL-2000



XMRXL-S sectional trim (left), and XMRXL-E escutcheon trim (right) shown

XMRXL-2000	Description	Finish
		630
XMRXL-S-2000	Electronic Mortise Lock with Ligature Resistant Clutched Sectional lever Trim, Standalone Keypad, 2000, with 100 pin codes.	1,613.00
XMRXL-E-2000	Electronic Mortise Lock with Ligature Resistant Clutched Escutcheon lever Trim, Standalone Keypad, 2000, with 100 pin codes.	1,720.00

Order string is as follows:

[Trim]-[Function]-[Cylinder]-[Handing]

Example order: XMRXL-E-2000-SFIC7-RH

To view the full How to Order, visit townsteel.com/documents/xmrxl-how-to-order

[1] All standard cylinders come with 6-pin Schlage® "C" keyway only. [2] Small format IC housing available. Schlage®, Sargent®, Corbin Russwin®, and Yale® LFIC housings are available at an additional charge. [3] High security 6-pin cylinder and 7-pin SFIC core available in TownSteel "L" keyway. [4] KA, MK, GMK, GGK & Construction keying are available at an additional charge. [5] All locks come with standard ANSI strike unless specified otherwise. [6] Prices based on F.O.B. City of Industry, CA. [7] Prices subject to change without notice.

Ligature Resistant Locks - Electronic

XMRXA-4000



This trim is not field reversible. Please provide the handing information when placing an order.

XMRXA-4000	Description	Finish
XMRXA-4000	Touch keypad Electronic Motorized Mortise, Ligature Resistant Arch Trim, with 400 pin codes or MIFARE RFID credential capacity. Includes 2 RFID Key Cards and 2 RFID stickers.	630 1,720.00

Order string is as follows:
 [Trim]-[Function]-[Cylinder]-[Handing]

Example order: XMRXA-4000-SFIC7-LH

To view the full How to Order, visit townsteel.com/documents/xmrxa-how-to-order

[1] All standard cylinders come with 6-pin Schlage® “C” keyway only. [2] Small format IC housing available. Schlage®, Sargent®, Corbin Russwin®, and Yale® LFIC housings are available at an additional charge. [3] High security 6-pin cylinder and 7-pin SFIC core available in TownSteel “L” keyway. [4] KA, MK, GMK, GGMK & Construction keying are available at an additional charge. [5] All locks come with standard ANSI strike unless specified otherwise. [6] Prices based on F.O.B. City of Industry, CA. [7] Prices subject to change without notice.

Ligature Resistant Locks - Electronic

XMRXL-4000



XMRXL-S sectional trim (left), and XMRXL-E escutcheon trim (right) shown

XMRXL-4000	Description	Finish
		630
XMRXL-S-4000	Touch Keypad Electronic Motorized Mortise Lock with Ligature Resistant Clutched Sectional lever Trim, with 400 pin codes or MIFARE RFID credential capacity. Including 2RFID Key Cards and 2 RFID stickers.	1,613.00
XMRXL-E-4000	Touch Keypad Electronic Motorized Mortise Lock with Ligature Resistant Clutched Escutcheon lever Trim, with 400 pin codes or MIFARE RFID credential capacity. Including 2RFID Key Cards and 2 RFID stickers.	1,720.00

Order string is as follows:

[Trim]-[Function]-[Cylinder]-[Handing]

Example order: XMRXL-E-4000-SFIC7-RH

To view the full How to Order, visit townsteel.com/documents/xmrxl-how-to-order

[1] All standard cylinders come with 6-pin Schlage® "C" keyway only. [2] Small format IC housing available. Schlage®, Sargent®, Corbin Russwin®, and Yale® LFIC housings are available at an additional charge. [3] High security 6-pin cylinder and 7-pin SFIC core available in TownSteel "L" keyway. [4] KA, MK, GMK, GGK & Construction keying are available at an additional charge. [5] All locks come with standard ANSI strike unless specified otherwise. [6] Prices based on F.O.B. City of Industry, CA. [7] Prices subject to change without notice.

Ligature Resistant Locks - Electronic

XMRXA-5000BLE and XMRXA-5000RF



This trim is not field reversible. Please provide the handing information when placing an order.

XMRXA-5000	Description	Finish
		630
XMRXA-5000-BLE	Touch Keypad Electronic Motorized Mortise, Ligature Resistant Arch Trim, Bluetooth, with 400 pin codes or MIFARE RFID credential capacity. Including 2 RFID Key Cards and 2 RFID stickers.	1,859.00
XMRXA-5000-RF	Touch Keypad Electronic Motorized Mortise, Ligature Resistant Arch Trim, WiFi, with 400 pin codes or MIFARE RFID credential capacity. Includes 2 RFID Key Cards and 2 RFID stickers. Ready to pair with gateway WiFi. Gateway sold separately.	1,859.00

Order string is as follows:

[Trim]-[Function]-[Cylinder]-[Handing]

Example order: XMRXA-5000BLE-SFIC7-LH

To view the full How to Order, visit townsteel.com/documents/xmrxa-how-to-order

[1] All standard cylinders come with 6-pin Schlage® "C" keyway only. [2] Small format IC housing available. Schlage®, Sargent®, Corbin Russwin®, and Yale® LFIC housings are available at an additional charge. [3] High security 6-pin cylinder and 7-pin SFIC core available in TownSteel "L" keyway. [4] KA, MK, GMK, GGK & Construction keying are available at an additional charge. [5] All locks come with standard ANSI strike unless specified otherwise. [6] Prices based on F.O.B. City of Industry, CA. [7] Prices subject to change without notice.

Ligature Resistant Locks - Electronic

XMRXL-S-5000BLE and XMRXL-S-5000RF



XMRXL-S sectional trim (left), and XMRXL-E escutcheon trim (right) shown

XMRXL-S-5000	Description	Finish
		630
XMRXL-S-5000BLE	Touch Keypad Motorized Mortise Lock with Ligature Resistant Clutched Sectional lever Trim, Bluetooth, with 400 pin codes or MIFARE RFID credential capacity. Including 2 RFID Key Cards and 2 RFID stickers.	1,751.00
XMRXL-S-5000RF	Touch Keypad Motorized Mortise Lock with Ligature Resistant Clutched Sectional lever Trim, with 400 pin codes or MIFARE RFID credential capacity. Including 2 RFID Key Cards and 2 RFID stickers. Ready to pair with gateway WiFi. Gateway sold separately.	1,751.00

Order string is as follows:

[Trim]-[Function]-[Cylinder]-[Handing]

Example order: XMRXL-S-5000RF-SFIC7-RH

To view the full How to Order, visit townsteel.com/documents/xmrxl-how-to-order

[1] All standard cylinders come with 6-pin Schlage® "C" keyway only. [2] Small format IC housing available. Schlage®, Sargent®, Corbin Russwin®, and Yale® LFIC housings are available at an additional charge. [3] High security 6-pin cylinder and 7-pin SFIC core available in TownSteel "L" keyway. [4] KA, MK, GMK, GGK & Construction keying are available at an additional charge. [5] All locks come with standard ANSI strike unless specified otherwise. [6] Prices based on F.O.B. City of Industry, CA. [7] Prices subject to change without notice.

Ligature Resistant Locks - Electronic

XMRXL-E-5000BLE and XMRXL-E-5000RF



XMRXL-S sectional trim (left), and XMRXL-E escutcheon trim (right) shown

XMRXL-E-5000	Description	Finish
		630
XMRXL-E-5000BLE	Touch Keypad Motorized Mortise Lock with Ligature Resistant Clutched Escutcheon lever Trim, Bluetooth, with 400 pin codes or MIFARE RFID credential capacity. Including 2 RFID Key Cards and 2 RFID stickers.	1,859.00
XMRXL-E-5000RF	Touch Keypad Motorized Mortise Lock with Ligature Resistant Clutched Escutcheon lever Trim, with 400 pin codes or MIFARE RFID credential capacity. Including 2 RFID Key Cards and 2 RFID stickers. Ready to pair with gateway WiFi. Gateway sold separately.	1,859.00

Order string is as follows:

[Trim]-[Function]-[Cylinder]-[Handing]

Example order: XMRXL-E-5000RF-SFIC7-RH

To view the full How to Order, visit townsteel.com/documents/xmrxl-how-to-order

[1] All standard cylinders come with 6-pin Schlage® "C" keyway only. [2] Small format IC housing available. Schlage®, Sargent®, Corbin Russwin®, and Yale® LFIC housings are available at an additional charge. [3] High security 6-pin cylinder and 7-pin SFIC core available in TownSteel "L" keyway. [4] KA, MK, GMK, GGK & Construction keying are available at an additional charge. [5] All locks come with standard ANSI strike unless specified otherwise. [6] Prices based on F.O.B. City of Industry, CA. [7] Prices subject to change without notice.

Ligature Resistant Locks - Additional Parts



LA-1-630 shown

For all ligature resistant components and additional parts: tier discount does not apply; there is a maximum discount of 50%.

Cylindrical Latch Bolt	Description	Finish
		630
LA-1-630	Grade 1 Cylindrical Latch Bolt 2-3/4" Backset for CRXA/TRXL F-84, F-86, F-87, F-109, F-81	64.00
LA-2-630	Grade 1 Cylindrical Spring Latch for CRXA/TRXL F75, F76	64.00
LA-15	Grade 1 Cylindrical 5" Backset Extension for CRXA / TRXL	38.00
CF-3-3/4 Extension-76	Grade 1 Cylindrical 3-3/4" Backset Extension, For F-76	64.00
CF-3-3/4 Extension-81	Grade 1 Cylindrical 3-3/4" Backset Extension, For F-75, F-81, F-84, F-86	64.00

MRX-A Under Plate	Description	Finish
		630
TF P021-IS	MRX-A Inside Underplate	183.00
TF P021-OS	MRX-A Outside Underplate	183.00

[1] Prices based on F.O.B. City of Industry, CA. [2] Prices subject to change without notice.

Ligature Resistant Locks - Additional Parts



MRXL trim shown

For all ligature resistant components and additional parts: tier discount does not apply; there is a maximum discount of 50%.

MRX-L Trim	Description	Finish
		630
RXL AS58000-IV	Ligature Resistant Trim for MRXL, one side	239.00

MRX-L Spring & Nut	Description	Finish
		630
RXL S58640	MRXL Torsion Spring	8.00
RXL S58617	MRXL RXL 5/8-18" Nut	9.00

[1] Prices based on F.O.B. City of Industry, CA. [2] Prices subject to change without notice.

Ligature Resistant Locks - Additional Parts



MRXL trim shown

For all ligature resistant components and additional parts: tier discount does not apply; there is a maximum discount of 50%.

Tail Piece	Description	Finish
		630
TRXL AS8330-6	Tail Piece for TRXL 6-Pin Small Format IC	16.00
TRXL AS8330-7	Tail Piece for TRXL 7-Pin Small Format IC	16.00
CYL-113	Tail Piece for CRX-A / TRX-L Less Cylinder, Fits Schlage® and Corbin Russwin®	12.00
CYL-113-S	Tail Piece for CRX-A / TRX-L Less Cylinder, Fits Sargent®	12.00
CYL-113-MED	Tail Piece for CRX-A / TRX-L Less Cylinder, Fits Yale®	12.00
CYL 95733-DL	Tail Piece for CRX-A Schlage Large Format IC	16.00

Spacer	Description	Finish
		630
CRXA S375	CRX-A 1-3/8" Spacer	134.00
TRXL S8313-SPACER	TRX-L Spacer for 1-3/8" DT	134.00

[1] Prices based on F.O.B. City of Industry, CA. [2] Prices subject to change without notice.

Ligature Resistant Locks - Additional Parts



MRXL trim shown

For all ligature resistant components and additional parts: tier discount does not apply; there is a maximum discount of 50%.

Spacer	Description	Finish
		630
CRXK S87313 Spacer	CRX-K Spacer for 1-3/8" DT	134.00

Ligature Resistant Strike	Description	Finish
		630
TS 8737-POCKETED-630	MRX-A Special ASA Ligature Resistant Strike (Optional)	124.00

Spindle	Description	Finish
		630
RXL AS57320	ADA Thumb Turn Spindle Assembly RXL	12.00

[1] Prices based on F.O.B. City of Industry, CA. [2] Prices subject to change without notice.

Ligature Resistant Locks - Additional Parts



CRXA A20-619 front (left) and back (right) shown

For all ligature resistant components and additional parts: tier discount does not apply; there is a maximum discount of 50%.

CRX-A Housing	Description	Finish
		630
CRXA A20-619	CRX-A SFIC Housing Assembly, 619 Finish, Tailpiece Included	157.00
CRXA A21	CRX-A Corbin® LFIC Housing Assembly, 630 Finish, Tailpiece Included	157.00
CRXA A24	CRX-A Yale® LFIC Housing Assembly, 630 Finish, Tailpiece Included	157.00
CRXA A26	CRX-A Sargent® LFIC Housing Assembly, 619 Finish, Tailpiece Included	157.00
CRXA 48	CRX-A Schlage® LFIC Housing Assembly, 619 Finish, Tailpiece Included	157.00

[1] Prices based on F.O.B. City of Industry, CA. [2] Prices subject to change without notice.

Interconnected Locks

INTERCONNECTED LOCKS	PAGE
Interconnected Locks - Mechanical	118
m-Genius	118

Interconnected Locks - Mechanical

m-Genius



Entry function shown

m-Genius	Description	Finish		
		619	622	626
m-Genius 4" or 5-1/2"	Standard 4" or 5-1/2" Escutcheon mechanical interconnected lock. Standard 6 pin cylinder with 2 keys FUNCTIONS: S: STOREROOM / T: ENTRY (Toggle function)	769.00	769.00	769.00
m-Genius-S 4" or 5-1/2"	Standard 4" or 5-1/2" Sectional mechanical interconnected lock. Standard 6 pin cylinder with 2 keys FUNCTIONS: S: STOREROOM / T: ENTRY (Toggle function)	738.00	738.00	738.00
m-Genius-D 4" or 5-1/2"	Standard 4" or 5-1/2" Concealed Deadbolt sectional mechanical interconnected lock. Standard 6-pin cylinder with 2 keys FUNCTIONS: S: STOREROOM / T: ENTRY (Toggle function)	738.00	738.00	738.00

Order string is as follows:

[Series]-[Function]-[Lever][Handing][Finish]-[Lockbody][Faceplates][Strike][Cylinder]

Example order: MGTT-SLH626-55WSC

To view the full How to Order, visit townsteel.com/documents/m-genius-cut-sheet

[1] All standard cylinders come with 6-pin Schlage® "C" keyway only. [2] MK, GMK, & GGMK are available at an additional charge. [3] All interconnected locks come with full lip strike standard unless specified otherwise. ASA and T-strike are available upon request. [4] Prices based on F.O.B. City of Industry, CA. [5] Prices subject to change without notice.

Exit Devices

EXIT DEVICES	PAGE
Exit Devices - Mechanical	121
1000 Series	121
1100 Heavy Duty Grade 1 Rim Exit Device	121
ED1200 Heavy Duty Grade 1 Surface Vertical Rod Exit Device	122
ED1300 Heavy Duty Grade 1 Concealed Vertical Rod Exit Device	123
ED1400 Heavy Duty Grade 1 Mortise Lock Exit Device	124
ED1500 Heavy Duty Grade 1 Three Point Latching Exit Device	125
ED1000 Series Dummy Push Bar	126
9700 Series	127
ED9700 Grade 1 Rim Exit Device	127
ED9727 Grade 1 Surface Vertical Rod Exit Device	128
ED9727 Grade 1 Less Bottom Rod Exit Device	130
ED9747 Grade 1 Concealed Vertical Rod Exit Device	132
ED9757 Grade 1 Three Point Exit Device	134
ED9775 Grade 1 Mortise Exit Device	136
ED9700 Series Dummy Push Bar	137
8900 Series	138
ED8900 Grade 1 Rim Exit Device	138
ED8927 Grade 1 Surface Vertical Rod Exit Device	139
ED8927 Grade 1 Less Bottom Rod Exit Device	141

Exit Devices

EXIT DEVICES CONTINUED	PAGE
ED8947 Grade 1 Concealed Vertical Rod Exit Device	143
ED8975 Grade 1 Mortise Exit Device	145
3700 Series	146
ED3700 Grade 1 Narrow Stile Rim Exit Device	146
ED3727 Grade 1 Narrow Stile Surface Vertical Rod Exit Device	147
ED3727 Grade 1 Narrow Stile Less Bottom Rod Exit Device	149
ED3747 Grade 1 Narrow Stile Concealed Vertical Rod Exit Device	151
5000 Series	153
TS5000 Grade 2 Exit Device	153
Exit Devices - Electrified	154
1000 Series	154
Electrified ED1100 Heavy Duty Grade 1 Rim Exit Device	154
Electrified ED1200 Heavy Duty Grade 1 Surface Vertical Rod Exit Device	155
Electrified ED1300 Heavy Duty Grade 1 Concealed Vertical Rod Exit Device	156
Electrified ED1400 Heavy Duty Grade 1 Mortise Lock Exit Device	158
Electrified ED1500 Heavy Duty Grade 1 Three Point Latching Exit Device	159
9700 Series	161
Electrified ED9700 Grade 1 Rim Exit Device	161

Exit Devices - Mechanical

1100 Heavy Duty Grade 1 Rim Exit Device



ED1000 Series	Description	Finish	
		613*	630
ED1100-36	Rim Exit Device, for 36" Door	1,801.00	1,180.00
EF1100-36	Fire Rim Exit Device, for 36" Door	2,120.00	1,388.00
ED1100-48	Rim Exit Device, for 48" Door	2,084.00	1,365.00
EF1100-48	Fire Rim Exit Device, for 48" Door	2,452.00	1,606.00

Order string is as follows:

[Fire Rating][Device Model][Device Type]-[Device Size]-[Finish]-[Options]

Example order: ED1100-36-630

To view the full How to Order, visit townsteel.com/documents/1000-series-exit-device-how-to-order

* Minimum order quantity required, please check with factory

[1] Prices based on F.O.B. City of Industry, CA. [2] Prices subject to change without notice.

Exit Devices - Mechanical

ED1200 Heavy Duty Grade 1 Surface Vertical Rod Exit Device



ED1000 Series	Description	Finish	
		613*	630
ED1200-3684	Surface Vertical Rod Exit Device, for 36" x 84" Door	2,559.00	1,676.00
EF1200-3684	Surface Vertical Rod Fire Exit Device, for 36" x 84" Door	3,010.00	1,972.00
ED1200-4884	Surface Vertical Rod Exit Device, for 48" x 84" Door	2,843.00	1,862.00
EF1200-4884	Surface Vertical Rod Fire Exit Device, for 48" x 84" Door	3,344.00	2,190.00

Order string is as follows:

[Fire Rating][Device Model][Device Type]-[Device Size][Door Height]-[Finish]-[Options]

Example order: ED1200-3684-630

To view the full How to Order, visit townsteel.com/documents/1000-series-exit-device-how-to-order

* Minimum order quantity required, please check with factory

[1] Prices based on F.O.B. City of Industry, CA. [2] Prices subject to change without notice.

Exit Devices - Mechanical

ED1300 Heavy Duty Grade 1 Concealed Vertical Rod Exit Device



ED1000 Series	Description	Finish	
		613*	630
ED1300-3684	Concealed Vertical Rod Exit Device, for 36" x 84" Door	2,559.00	1,676.00
EF1300-3684	Concealed Vertical Rod Fire Exit Device, for 36" x 84" Door	3,010.00	1,972.00
ED1300-4884	Concealed Vertical Rod Exit Device, for 48" x 84" Door	2,843.00	1,862.00
EF1300-4884	Concealed Vertical Rod Fire Exit Device, for 48"x 84" Door	3,344.00	2,190.00

Order string is as follows:

[Fire Rating][Device Model][Device Type]-[Device Size][Door Height]-[Finish]-
[Options]

Example order: ED1300-4884-630

To view the full How to Order, visit townsteel.com/documents/1000-series-exit-device-how-to-order

* Minimum order quantity required, please check with factory

[1] Prices based on F.O.B. City of Industry, CA. [2] Prices subject to change without notice.

Exit Devices - Mechanical

ED1400 Heavy Duty Grade 1 Mortise Lock Exit Device



ED1000 Series	Description	Finish	
		613*	630
ED1400-36	Mortise Lock Exit Device, for 36" Door	2,369.00	1,551.00
EF1400-36	Mortise Lock Fire Exit Device, for 36" Door	2,786.00	1,826.00
ED1400-48	Mortise Lock Exit Device, for 48" Door	2,652.00	1,737.00
EF1400-48	Mortise Lock Fire Exit Device, for 48" Door	3,119.00	2,043.00

Order string is as follows:

[Fire Rating][Device Model][Device Type]-[Device Size]-[Finish]-[Options]

Example order: ED1400-36-630

To view the full How to Order, visit townsteel.com/documents/1000-series-exit-device-how-to-order

* Minimum order quantity required, please check with factory

[1] Prices based on F.O.B. City of Industry, CA. [2] Prices subject to change without notice.

Exit Devices - Mechanical

ED1500 Heavy Duty Grade 1 Three Point Latching Exit Device



Minimum order quantity required, please check with factory.

ED1000 Series	Description	Finish	
		613	630
ED1500-3684	Three Point Latching Exit Device, for 36" x 84" Door	2,746.00	1,799.00
EF1500-3684	Three Point Latching Fire Exit Device, for 36" x 84" Door	3,231.00	2,117.00
ED1500-4884	Three Point Latching Exit Device, for 48" x 84" Door	3,638.00	2,383.00
EF1500-4884	Three Point Latching Fire Exit Device, for 48" x 84" Door	4,280.00	2,803.00

Order string is as follows:

[Fire Rating][Device Model][Device Type]-[Device Size][Door Height]-[Finish]-
[Options]


Example order: ED1500-3684-630

To view the full How to Order, visit townsteel.com/documents/1000-series-exit-device-how-to-order

[1] Prices based on F.O.B. City of Industry, CA. [2] Prices subject to change without notice.

Exit Devices - Mechanical

ED1000 Series Dummy Push Bar



Minimum order quantity required, please check with factory.

ED1000 Series	Description	Finish
ED DP3-630	Exit dummy push bar for 1000 series exit devices	630 655.00

For more information, contact the factory at:
info@townsteel.com

[1] Prices based on F.O.B. City of Industry, CA. [2] Prices subject to change without notice.

Exit Devices - Mechanical

ED9700 Grade 1 Rim Exit Device



ED9700 Series	Description	Finish		
		622	630	695
ED9700-36	Rim Type Exit Device for Door 36"	990.00	948.00	990.00
EF9700-36	Rim Type Fire Exit Device for Door 36"	1,059.00	1,015.00	1,059.00
ED9700-48	Rim Type Exit Device for Door 48"	1,076.00	1,034.00	1,076.00
EF9700-48	Rim Type Fire Exit Device for Door 48"	1,146.00	1,101.00	1,146.00

Order string is as follows:

[Fire Rating][Device Model][Device Type]-[Device Size]-[Finish]-[Options]

Example order: ED9700-36-630

To view the full How to Order, visit townsteel.com/documents/ed-ef9700-cut-sheet

[1] Prices based on F.O.B. City of Industry, CA. [2] Prices subject to change without notice.

Exit Devices - Mechanical

ED9727 Grade 1 Surface Vertical Rod Exit Device



ED9700 Series	Description	Finish		
		622	630	695*
ED9727-3684	Surface Vertical Rod Type Exit Device for Door 36"X84"	1,272.00	1,215.00	1,272.00
EF9727-3684	Surface Vertical Rod Type Fire Exit Device for Door 36"X84"	1,353.00	1,298.00	1,353.00
ED9727-3696	Surface Vertical Rod Type Exit Device for Door 36"X96"	1,297.00	1,241.00	1,297.00
EF9727-3696	Surface Vertical Rod Type Fire Exit Device for Door 36"X96"	1,379.00	1,323.00	1,379.00
ED9727-4884	Surface Vertical Rod Type Exit Device for Door 48"X84"	1,358.00	1,302.00	1,358.00
EF9727-4884	Surface Vertical Rod Type Fire Exit Device for Door 48"X84"	1,441.00	1,384.00	1,441.00

* Minimum order quantity required, please check with factory

[1] Prices based on F.O.B. City of Industry, CA. [2] Prices subject to change without notice.

Exit Devices - Mechanical

ED9727 Grade 1 Surface Vertical Rod Exit Device



ED9700 Series	Description	Finish		
		622	630	695*
ED9727-4896	Surface Vertical Rod Type Exit Device for Door 48"X96"	1,384.00	1,329.00	1,384.00
EF9727-4896	Surface Vertical Rod Type Fire Exit Device for Door 48"X96"	1,465.00	1,410.00	1,465.00

Order string is as follows:

[Fire Rating][Device Model][Device Type]-[Device Size][Door Height]-[Finish]-[Options]

Example order: ED9727-3684-630

To view the full How to Order, visit townsteel.com/documents/ed-ef9727-and-ed-ef9727-lbr-cut-sheet

* Minimum order quantity required, please check with factory

[1] Prices based on F.O.B. City of Industry, CA. [2] Prices subject to change without notice.

Exit Devices - Mechanical

ED9727 Grade 1 Less Bottom Rod Exit Device



ED9700 Series	Description	Finish		
		622	630	695*
ED9727LBR-3684	Less Bottom Rod Type Exit Device for Door 36"x84"	1,272.00	1,215.00	1,272.00
EF9727LBR-3684	Less Bottom Rod Type Fire Exit Device for Door 36"x84"	1,360.00	1,304.00	1,360.00
ED9727LBR-3696	Less Bottom Rod Type Exit Device for Door 36"x96"	1,297.00	1,241.00	1,297.00
EF9727LBR-3696	Less Bottom Rod Type Fire Exit Device for Door 36"x96"	1,386.00	1,331.00	1,386.00
ED9727LBR-4884*	Less Bottom Rod Type Exit Device for Door 48"x84"	1,358.00	1,302.00	1,358.00
EF9727LBR-4884*	Less Bottom Rod Type Fire Exit Device for Door 48"x84"	1,446.00	1,391.00	1,446.00
ED9727LBR-4896*	Less Bottom Rod Type Exit Device for Door 48"x96"	1,384.00	1,329.00	1,384.00

* Minimum order quantity required, please check with factory

[1] Prices based on F.O.B. City of Industry, CA. [2] Prices subject to change without notice.

Exit Devices - Mechanical

ED9727 Grade 1 Less Bottom Rod Exit Device



ED9700 Series	Description	Finish		
		622	630	695*
EF9727LBR-4896*	Less Bottom Rod Type Fire Exit Device for Door 48"x96"	1,473.00	1,416.00	1,473.00

Order string is as follows:

[Fire Rating][Device Model][Device Type]-[Device Size][Door Height]-[Finish]-[Options]

Example order: ED9727-3696-630-LBR

To view the full How to Order, visit townsteel.com/documents/ed-ef9727-and-ed-ef9727-lbr-cut-sheet

[1] Prices based on F.O.B. City of Industry, CA. [2] Prices subject to change without notice.

Exit Devices - Mechanical

ED9747 Grade 1 Concealed Vertical Rod Exit Device



ED9700 Series	Description	Finish		
		622	630	695
ED9747-3684	Concealed V/R Type Exit Device for Door 36" x 84"	1,329.00	1,273.00	1,329.00
EF9747-3684	Concealed V/R Type Fire Exit Device for Door 36" x 84"	1,411.00	1,355.00	1,411.00
ED9747-3696	Concealed V/R Type Exit Device for Door 36" x 96"	1,354.00	1,299.00	1,354.00
EF9747-3696	Concealed V/R Type Fire Exit Device for Door 36" x 96"	1,437.00	1,382.00	1,437.00
ED9747-4884	Concealed V/R Type Exit Device for Door 48" x 84"	1,415.00*	1,359.00	1,415.00*
EF9747-4884	Concealed V/R Type Fire Exit Device for Door 48" x 84"	1,497.00	1,442.00	1,497.00
ED9747-4896	Concealed V/R Type Exit Device for Door 48" x 96"	1,441.00*	1,385.00	1,441.00*

* Minimum order quantity required, please check with factory

[1] Prices based on F.O.B. City of Industry, CA. [2] Prices subject to change without notice.

Exit Devices - Mechanical

ED9747 Grade 1 Concealed Vertical Rod Exit Device



ED9700 Series	Description	Finish		
		622	630	695
EF9747-4896	Concealed V/R Type Fire Exit Device for Door 48" x 96"	1,522.00	1,467.00	1,522.00

Order string is as follows:

[Fire Rating][Device Model][Device Type]-[Device Size][Door Height]-[Finish]-[Options]

Example order: ED9747-4896-630

To view the full How to Order, visit townsteel.com/documents/ed-ef9747-cut-sheet

[1] Prices based on F.O.B. City of Industry, CA. [2] Prices subject to change without notice.

Exit Devices - Mechanical

ED9757 Grade 1 Three Point Exit Device



ED9700 Series	Description	Finish		
		622*	630	695*
ED9757-3684	Three Point Type Exit Device for Door 36" x 84"	1,514.00	1,458.00	1,514.00
EF9757-3684	Three Point Type Fire Exit Device for Door 36" x 84"	1,595.00	1,538.00	1,595.00
ED9757-3696	Three Point Type Exit Device for Door 36" x 96"	1,538.00	1,483.00	1,538.00
EF9757-3696	Three Point Type Fire Exit Device for Door 36" x 96"	1,621.00	1,565.00	1,621.00
ED9757-4884	Three Point Type Exit Device for Door 48" x 84"	1,599.00	1,544.00	1,599.00
EF9757-4884	Three Point Type Fire Exit Device for Door 48" x 84"	1,681.00	1,626.00	1,681.00

* Minimum order quantity required, please check with factory

[1] Prices based on F.O.B. City of Industry, CA. [2] Prices subject to change without notice.

Exit Devices - Mechanical

ED9757 Grade 1 Three Point Exit Device



ED9700 Series	Description	Finish		
		622*	630	695*
ED9757-4896	Three Point Type Exit Device for Door 48" x 96"	1,625.00	1,569.00	1,625.00
EF9757-4896	Three Point Type Fire Exit Device for Door 48" x 96"	1,707.00	1,651.00	1,707.00

Order string is as follows:

[Fire Rating][Device Model][Device Type]-[Device Size][Door Height]-[Finish]-[Options]

Example order: ED9757-4896-630

To view the full How to Order, visit townsteel.com/documents/ed-ef9757-cut-sheet

* Minimum order quantity required, please check with factory

[1] Prices based on F.O.B. City of Industry, CA. [2] Prices subject to change without notice.

Exit Devices - Mechanical

ED9775 Grade 1 Mortise Exit Device



ED9700 Series	Description	Finish		
		622*	630	695*
ED9775-36	Mortise Type Exit Device for Door 36"	1,358.00	1,314.00	1,358.00
EF9775-36	Mortise Type Fire Exit Device for Door 36"	1,425.00	1,383.00	1,425.00
ED9775-48	Mortise Type Exit Device for Door 48"	1,444.00	1,402.00	1,444.00
EF9775-48	Mortise Type Fire Exit Device for Door 48"	1,512.00	1,469.00	1,512.00

Order string is as follows:

[Fire Rating][Device Model][Device Type]-[Device Size][Door Height]-[Finish]-[Options]

Example order: ED9775-36-630

To view the full How to Order, visit townsteel.com/documents/ed-ef9775-cut-sheet

* Minimum order quantity required, please check with factory

[1] Prices based on F.O.B. City of Industry, CA. [2] Prices subject to change without notice.

Exit Devices - Mechanical

ED9700 Series Dummy Push Bar



ED9700 Series	Description	Finish
ED9700DP-36-630	Exit dummy push bar for 9700 series exit devices	630 399.00

For more information, contact the factory at:
info@townsteel.com

[1] Prices based on F.O.B. City of Industry, CA. [2] Prices subject to change without notice.

Exit Devices - Mechanical

ED8900 Grade 1 Rim Exit Device



ED8900 Series	Description	Finish			
		622	630	689	695
ED8900-36	Rim Type Exit Device for Door 36"	360.00	522.00	346.00	360.00
EF8900-36	Rim Type Fire Exit Device for Door 36"	409.00	569.00	394.00	409.00
ED8900-48	Rim Type Exit Device for Door 48"	450.00	610.00	435.00	450.00
EF8900-48	Rim Type Fire Exit Device for Door 48"	499.00	658.00	481.00	499.00

Order string is as follows:

[Fire Rating][Device Model][Device Type]-[Device Size]-[Finish]-[Options]

Example order: ED8900-36-630

To view the full How to Order, visit townsteel.com/documents/ed-ef8900-cut-sheet

[1] Prices based on F.O.B. City of Industry, CA. [2] Prices subject to change without notice.

Exit Devices - Mechanical

ED8927 Grade 1 Surface Vertical Rod Exit Device



ED8900 Series	Description	Finish			
		622	630	689	695*
ED8927-3684	Surface Vertical Rod Type Exit Device for Door 36"X84"	592.00	790.00	565.00	592.00
EF8927-3684	Surface Vertical Rod Type Fire Exit Device for Door 36"X84"	661.00	859.00	634.00	661.00
ED8927-3696	Surface Vertical Rod Type Exit Device for Door 36"X96"	619.00	817.00	591.00	619.00
EF8927-3696	Surface Vertical Rod Type Fire Exit Device for Door 36"X96"	687.00	883.00	660.00	687.00
ED8927-4884	Surface Vertical Rod Type Exit Device for Door 48"X84"	655.00	853.00	629.00	655.00
EF8927-4884*	Surface Vertical Rod Type Fire Exit Device for Door 48"X84"	726.00	922.00	698.00	726.00
ED8927-4896	Surface Vertical Rod Type Exit Device for Door 48"X96"	681.00	879.00	654.00	681.00

* Minimum order quantity required, please check with factory

[1] Prices based on F.O.B. City of Industry, CA. [2] Prices subject to change without notice.

Exit Devices - Mechanical

ED8927 Grade 1 Surface Vertical Rod Exit Device



ED8900 Series	Description	Finish			
		622	630	689	695*
EF8927-4896	Surface Vertical Rod Type Fire Exit Device for Door 48"X96"	750.00	949.00*	723.00	750.00

Order string is as follows:

[Fire Rating][Device Model][Device Type]-[Device Size][Door Height]-[Finish]-[Options]

Example order: ED8927-4896-695

To view the full How to Order, visit townsteel.com/documents/ed-ef8927-and-ed-ef8927-lbr-cut-sheet

* Minimum order quantity required, please check with factory

[1] Prices based on F.O.B. City of Industry, CA. [2] Prices subject to change without notice.

Exit Devices - Mechanical

ED8927 Grade 1 Less Bottom Rod Exit Device



Minimum order quantity required, please check with factory.

ED8900 Series	Description	Finish			
		622	630	689	695
ED8927LBR-3684	Less Bottom Rod Type Exit Device for Door 36"x84"	592.00	790.00	565.00	592.00
EF8927LBR-3684	Less Bottom Rod Type Fire Exit Device for Door 36"x84"	681.00	879.00	654.00	681.00
ED8927LBR-3696	Less Bottom Rod Type Exit Device for Door 36"x96"	619.00	817.00	591.00	619.00
EF8927LBR-3696	Less Bottom Rod Type Fire Exit Device for Door 36"x96"	707.00	904.00	680.00	707.00

[1] Prices based on F.O.B. City of Industry, CA. [2] Prices subject to change without notice.

Exit Devices - Mechanical

ED8927 Grade 1 Less Bottom Rod Exit Device



Minimum order quantity required, please check with factory.

ED8900 Series	Description	Finish			
		622	630	689	695
ED8927LBR-4884	Less Bottom Rod Type Exit Device for Door 48"x84"	655.00	853.00	629.00	655.00
EF8927LBR-4884	Less Bottom Rod Type Fire Exit Device for Door 48"x84"	746.00	944.00	718.00	746.00
ED8927LBR-4896	Less Bottom Rod Type Exit Device for Door 48"x96"	681.00	879.00	654.00	681.00
EF8927LBR-4896	Less Bottom Rod Type Fire Exit Device for Door 48"x96"	770.00	969.00	745.00	770.00

Order string is as follows:

[Fire Rating][Device Model][Device Type]-[Device Size][Door Height]-[Finish]-[Options]

Example order: ED8927-4896-LBR-695

To view the full How to Order, visit townsteel.com/documents/ed-ef8927-and-ed-ef8927-lbr-cut-sheet

[1] Prices based on F.O.B. City of Industry, CA. [2] Prices subject to change without notice.

Exit Devices - Mechanical

ED8947 Grade 1 Concealed Vertical Rod Exit Device



ED8900 Series	Description	Finish			
		622*	630	689*	695*
ED8947-3684	Concealed V/R Type Exit Device for Door 36"X84"	1,132.00	1,350.00	1,101.00	1,132.00
EF8947-3684	Concealed V/R Type Fire Exit Device for Door 36"X84"	1,207.00	1,423.00	1,177.00	1,207.00
ED8947-3696	Concealed V/R Type Exit Device for Door 36"X96"	1,174.00	1,390.00	1,144.00	1,174.00
EF8947-3696	Concealed V/R Type Fire Exit Device for Door 36"X96"	1,247.00	1,465.00	1,218.00	1,247.00
ED8947-4884	Concealed V/R Type Exit Device for Door 48"X84"	1,202.00	1,418.00	1,172.00	1,202.00

* Minimum order quantity required, please check with factory

[1] Prices based on F.O.B. City of Industry, CA. [2] Prices subject to change without notice.

Exit Devices - Mechanical

ED8947 Grade 1 Concealed Vertical Rod Exit Device



ED8900 Series	Description	Finish			
		622*	630	689*	695*
EF8947-4884	Concealed V/R Type Fire Exit Device for Door 48"X84"	1,276.00	1,494.00	1,246.00	1,276.00
ED8947-4896	Concealed V/R Type Exit Device for Door 48"X96"	1,230.00	1,446.00	1,199.00	1,230.00
EF8947-4896	Concealed V/R Type Fire Exit Device for Door 48"X96"	1,303.00	1,520.00	1,274.00	1,303.00

Order string is as follows:

[Fire Rating][Device Model][Device Type]-[Device Size][Door Height]-[Finish]-[Options]

Example order: ED8947-4896-695

To view the full How to Order, visit townsteel.com/documents/ed-ef8947-cut-sheet

* Minimum order quantity required, please check with factory

[1] Prices based on F.O.B. City of Industry, CA. [2] Prices subject to change without notice.

Exit Devices - Mechanical

ED8975 Grade 1 Mortise Exit Device



ED8900 Series	Description	Finish			
		622*	630	689	695*
ED8975-36	Mortise Type Exit Device for Door 36"	965.00	1,140.00	949.00	965.00
EF8975-36	Mortise Type Fire Exit Device for Door 36"	1,019.00	1,194.00	1,002.00	1,019.00
ED8975-48	Mortise Type Exit Device for Door 48"	1,064.00	1,239.00	1,045.00	1,064.00
EF8975-48	Mortise Type Fire Exit Device for Door 48"	1,117.00	1,293.00	1,098.00	1,117.00

Order string is as follows:

[Fire Rating][Device Model][Device Type]-[Device Size]-[Finish]-[Options]

Example order: ED8975-36-630

To view the full How to Order, visit townsteel.com/documents/ed-ef8975-cut-sheet

* Minimum order quantity required, please check with factory

[1] Prices based on F.O.B. City of Industry, CA. [2] Prices subject to change without notice.

Exit Devices - Mechanical

ED3700 Grade 1 Narrow Stile Rim Exit Device



ED3700 Series	Description	Finish	
		630	695
ED3700-36	Narrow Stile Rim Type for Door 36"	993.00	1,037.00
EF3700-36	Narrow Stile Rim Type Fire for Door 36"	1,062.00	1,104.00
ED3700-48	Narrow Stile Rim Type for Door 48"	1,078.00	1,123.00*
EF3700-48	Narrow Stile Rim Type Fire for Door 48"	1,148.00	1,190.00

Order string is as follows:

[Fire Rating][Device Model][Device Type]-[Device Size]-[Finish]-[Options]

Example order: ED3700-36-630

To view the full How to Order, visit townsteel.com/documents/ed-ef3700-cut-sheet

* Minimum order quantity required, please check with factory

[1] Prices based on F.O.B. City of Industry, CA. [2] Prices subject to change without notice.

Exit Devices - Mechanical

ED3727 Grade 1 Narrow Stile Surface Vertical Rod Exit Device



ED3700 Series	Description	Finish	
		630	695
ED3727-3684	Narrow Stile Surface Vertical Rod Type for Door 36"X84"	1,262.00	1,318.00
EF3727-3684	Narrow Stile Surface Vertical Rod Type Fire for Door 36"X84"	1,344.00	1,400.00
ED3727-3696	Narrow Stile Surface Vertical Rod Type for Door 36"X96"	1,288.00	1,342.00
EF3727-3696	Narrow Stile Surface Vertical Rod Type Fire for Door 36"X96"	1,369.00	1,424.00
ED3727-4884	Narrow Stile Surface Vertical Rod Type for Door 48"X84"	1,349.00	1,404.00
EF3727-4884	Narrow Stile Surface Vertical Rod Type Fire for Door 48"X84"	1,430.00	1,485.00

[1] Prices based on F.O.B. City of Industry, CA. [2] Prices subject to change without notice.

Exit Devices - Mechanical

ED3727 Grade 1 Narrow Stile Surface Vertical Rod Exit Device



ED3700 Series	Description	Finish	
		630	695
ED3727-4896	Narrow Stile Surface Vertical Rod Type for Door 48"X96"	1,373.00	1,430.00
EF3727-4896	Narrow Stile Surface Vertical Rod Type Fire for Door 48"X96"	1,455.00	1,510.00

Order string is as follows:

[Fire Rating][Device Model][Device Type]-[Device Size][Door Height]-[Finish]-
[Options]

Example order: ED3727-4896-695

To view the full How to Order, visit townsteel.com/documents/ed-ef3727-and-ed-ef3727-lbr-cut-sheet

[1] Prices based on F.O.B. City of Industry, CA. [2] Prices subject to change without notice.

Exit Devices - Mechanical

ED3727 Grade 1 Narrow Stile Less Bottom Rod Exit Device



ED3700 Series	Description	Finish	
		630	695
ED3727LBR-3684	Narrow Stile Less Bottom Rod Type for Door 36"X84"	1,262.00	1,318.00
EF3727LBR-3684	Narrow Stile Less Bottom Rod Type Fire for Door 36"X84"	1,352.00	1,407.00
ED3727LBR-3696	Narrow Stile Less Bottom Rod Type for Door 36"X96"	1,288.00	1,342.00
EF3727LBR-3696	Narrow Stile Less Bottom Rod Type Fire for Door 36"X96"	1,376.00	1,432.00
ED3727LBR-4884	Narrow Stile Less Bottom Rod Type for Door 48"X84"	1,349.00	1,404.00
EF3727LBR-4884	Narrow Stile Less Bottom Rod Type Fire for Door 48"X84"	1,438.00	1,494.00

[1] Prices based on F.O.B. City of Industry, CA. [2] Prices subject to change without notice.

Exit Devices - Mechanical

ED3727 Grade 1 Narrow Stile Less Bottom Rod Exit Device



ED3700 Series	Description	Finish	
		630	695
ED3727LBR-4896	Narrow Stile Less Bottom Rod Type for Door 48"X96"	1,373.00	1,430.00
EF3727LBR-4896	Narrow Stile Less Bottom Rod Type Fire for Door 48"X96"	1,463.00	1,518.00

Order string is as follows:

[Fire Rating][Device Model][Device Type]-[Device Size][Door Height]-[Finish]-
[Options]

Example order: ED3727-4896-LBR-695

To view the full How to Order, visit townsteel.com/documents/ed-ef3727-and-ed-ef3727-lbr-cut-sheet

[1] Prices based on F.O.B. City of Industry, CA. [2] Prices subject to change without notice.

Exit Devices - Mechanical

ED3747 Grade 1 Narrow Stile Concealed Vertical Rod Exit Device



ED3700 Series	Description	Finish	
		630	695
ED3747-3684	Narrow Stile Concealed V/R Type for Door 36"X84"	1,320.00	1,374.00
EF3747-3684	Narrow Stile Concealed V/R Type Fire for Door 36"X84"	1,402.00	1,457.00
ED3747-3696	Narrow Stile Concealed V/R Type for Door 36"X96"	1,346.00	1,401.00
EF3747-3696	Narrow Stile Concealed V/R Type Fire for Door 36"X96"	1,425.00	1,482.00
ED3747-4884	Narrow Stile Concealed V/R Type for Door 48"X84"	1,406.00	1,461.00

[1] Prices based on F.O.B. City of Industry, CA. [2] Prices subject to change without notice.

Exit Devices - Mechanical

ED3747 Grade 1 Narrow Stile Concealed Vertical Rod Exit Device



ED3700 Series	Description	Finish	
		630	695
EF3747-4884*	Narrow Stile Concealed V/R Type Fire for Door 48"X84"	1,487.00	1,543.00
ED3747-4896	Narrow Stile Concealed V/R Type for Door 48"X96"	1,431.00	1,486.00
EF3747-4896	Narrow Stile Concealed V/R Type Fire for Door 48"X96"	1,514.00	1,568.00*

Order string is as follows:

[Fire Rating][Device Model][Device Type]-[Device Size][Door Height]-[Finish]-
[Options]

Example order: ED3747-3684-630

To view the full How to Order, visit townsteel.com/documents/ed-ef3747-cut-sheet

* Minimum order quantity required, please check with factory

[1] Prices based on F.O.B. City of Industry, CA. [2] Prices subject to change without notice.

Exit Devices - Mechanical

TS5000 Grade 2 Exit Device

TS5000 Series Rim Exit Devices		Description	Finish	
			630	689
TS5000-36		Rim exit device for 36" door	412.00	271.00
TS5000-48		Rim exit device for 48" door	446.00	291.00

TS5100 Series SVR Exit Devices		Description	Finish	
			630	689
TS5100-3684		Surface Vertical Rod exit device for 36" door	607.00	433.00
TS5100-3696		Surface Vertical Rod exit device for 36" x 96" door	579.00	423.00
TS5100-4896		Surface Vertical Rod exit device for 48" door	652.00	460.00

[1] Prices based on F.O.B. City of Industry, CA. [2] Prices subject to change without notice.

Exit Devices - Electrified

Electrified ED1100 Heavy Duty Grade 1 Rim Exit Device



ED1000 Series	Description	Finish
		630
ED1100-36-630-DE*	Rim Exit Device for 36" door with Delayed Egress	5,056.00
EF1100-36-630-DE*	Rim Fire Exit Device for 36" door with Delayed Egress	5,561.00
ED1100-36-630-ELR	Rim Exit Device for 36" door with Electric Latch Retraction	2,732.00
EF1100-36-630-ELR	Rim Fire Exit Device for 36" door with Electric Latch Retraction	3,237.00
ED1100-48-630-ELR	Rim Exit Device for 48" door with Electric Latch Retraction	2,917.00
EF1100-48-630-ELR	Rim Fire Exit Device for 48" door with Electric Latch Retraction	3,455.00

Order string is as follows:

[Fire Rating][Device Model][Device Type]-[Device Size]-[Finish]-[Options]

Example order: ED1100-36-630-ELR

To view the full How to Order, visit townsteel.com/documents/1000-series-exit-device-how-to-order

* Minimum order quantity required, please check with factory

[1] Prices based on F.O.B. City of Industry, CA. [2] Prices subject to change without notice.

Exit Devices - Electrified

Electrified ED1200 Heavy Duty Grade 1 Surface Vertical Rod Exit Device



ED1000 Series	Description	Finish
		630
ED1200-3684-630-ELR	Surface Vertical Rod Exit Device with Electric Latch Retraction	3,162.00
EF1200-3684-630-RX	Fire rated Surface Vertical Rod Exit Device with Request to Exit kit	2,880.00

Order string is as follows:

[Fire Rating][Device Model][Device Type]-[Device Size][Door Height]-[Finish]-[Options]

Example order: ED1200-3684-630-ELR

To view the full How to Order, visit townsteel.com/documents/1000-series-exit-device-how-to-order

[1] Prices based on F.O.B. City of Industry, CA. [2] Prices subject to change without notice.

Exit Devices - Electrified

Electrified ED1300 Heavy Duty Grade 1 Concealed Vertical Rod Exit Device



ED1000 Series	Description	Finish
		630
ED1300-3684-630-DE	Concealed Vertical Rod Exit Device for 36" x 84" door with Delayed Egress	5,497.00
EF1300-3684-630-DE*	Concealed Vertical Rod Fire Exit Device for 36" x 84" door with Delayed Egress	6,002.00
ED1300-3684-630-ELR	Concealed Vertical Rod Exit Device for 36" x 84" door with Electric Latch Retraction	3,162.00
EF1300-3684-630-ELR	Concealed Vertical Rod Fire Exit Device for 36" x 84" door with Electric Latch Retraction	3,667.00

* Minimum order quantity required, please check with factory

[1] Prices based on F.O.B. City of Industry, CA. [2] Prices subject to change without notice.

Exit Devices - Electrified

Electrified ED1300 Heavy Duty Grade 1 Concealed Vertical Rod Exit Device



ED1000 Series	Description	Finish
		630
ED1300-3684-630-RX	Concealed Vertical Rod Exit Device for 36" x 84" door with Request to Exit kit	2,628.00

Order string is as follows:

[Fire Rating][Device Model][Device Type]-[Device Size][Door Height]-[Finish]-[Options]

Example order: ED1300-3684-630-DE

To view the full How to Order, visit townsteel.com/documents/1000-series-exit-device-how-to-order

[1] Prices based on F.O.B. City of Industry, CA. [2] Prices subject to change without notice.

Exit Devices - Electrified

Electrified ED1400 Heavy Duty Grade 1 Mortise Lock Exit Device



ED1000 Series	Description	Finish
		630
ED1400-FSE-36-630	Mortise Lock Exit Device, Fail Secure, 24VDC, G1, for 36" door	2,744.00
ED1400-36-630-RX	Mortise Lock Exit Device, Request to Exit, for 36" door	2,504.00
EF1400-36-630-RX	Fire rated Mortise Lock Exit Device, Request to Exit, for 36" door	2,943.00

Order string is as follows:

[Fire Rating][Device Model][Device Type]-[Device Size]-[Finish]-[Options]

Example order: ED1400-36-630-RX

To view the full How to Order, visit townsteel.com/documents/1000-series-exit-device-how-to-order

[1] Prices based on F.O.B. City of Industry, CA. [2] Prices subject to change without notice.

Exit Devices - Electrified

Electrified ED1500 Heavy Duty Grade 1 Three Point Latching Exit Device



Minimum order quantity required, please check with factory.

ED1000 Series	Description	Finish
		630
ED1500-36108-630-ELR	Three-Point Latching Device for 36" x 108" door with Electric Latch Retraction	3,638.00
ED1500-3684-630-ELR	Three-Point Latching Device for 36" x 84" door with Electric Latch Retraction	3,257.00

[1] Prices based on F.O.B. City of Industry, CA. [2] Prices subject to change without notice.

Exit Devices - Electrified

Electrified ED1500 Heavy Duty Grade 1 Three Point Latching Exit Device



Minimum order quantity required, please check with factory.

ED1000 Series	Description	Finish
		630
ED1500-4884-630-ELR	Three-Point Latching Device for 48" x 84" door with Electric Latch Retraction	3,448.00
EF1500-3684-630-ELR	Three-Point Latching Fire Device for 36" x 84" door with Electric Latch Retraction	3,696.00

Order string is as follows:

[Fire Rating][Device Model][Device Type]-[Device Size][Door Height]-[Finish]-[Options]

Example order: ED1500-3684-630-ELR

To view the full How to Order, visit townsteel.com/documents/1000-series-exit-device-how-to-order

[1] Prices based on F.O.B. City of Industry, CA. [2] Prices subject to change without notice.

Exit Devices - Electrified

Electrified ED9700 Grade 1 Rim Exit Device



ED9700 Series	Description	Finish		
		622	630	695
ED9700-36-ELR	Rim Type Exit Device for Door 36" Electrified Latch Retraction	2,202.00	2,159.00	2,202.00
EF9700-36-ELR	Rim Type Fire Exit Device for Door 36" Electrified Latch Retraction	2,270.00	2,227.00	2,270.00
ED9700-48-ELR	Rim Type Exit Device for Door 48", Electrified Latch Retraction	2,288.00	2,245.00	2,288.00
EF9700-48-ELR	Rim Type Fire Exit Device for Door 48" Electrified Latch Retraction	2,357.00	2,314.00	2,357.00
ED9700-36-ELR-REX	Rim Type Exit Device for Door 36" Electrified Latch Retraction and Request to Exit	2,385.00	2,342.00	2,385.00
EF9700-36-ELR-REX	Rim Type Fire Exit Device for Door 36" Electrified Latch Retraction and Request to Exit	2,452.00	2,409.00	2,452.00

[1] Prices based on F.O.B. City of Industry, CA. [2] Prices subject to change without notice.

Exit Devices - Electrified

Electrified ED9700 Grade 1 Rim Exit Device



ED9700 Series	Description	Finish		
		622	630	695
ED9700-48-ELR-REX	Rim Type Exit Device for Door 48" Electrified Latch Retraction and Request to Exit	2,471.00	2,428.00	2,471.00
EF9700-48-ELR-REX	Rim Type Fire Exit Device for Door 48" Electrified Latch Retraction and Request to Exit	2,539.00	2,496.00	2,539.00

Order string is as follows:

[Fire Rating][Device Model][Device Type]-[Device Size]-[Finish]-[Options]

Example order: ED9700-36-630-ELR-REX

To view the full How to Order, visit [townsteel.com/documents/ed-ef9700-cut-sheet](https://www.townsteel.com/documents/ed-ef9700-cut-sheet)

[1] Prices based on F.O.B. City of Industry, CA. [2] Prices subject to change without notice.

Exit Device Trims and Accessories

EXIT DEVICE TRIMS AND ACCESSORIES	PAGE
Exit Device Trims	165
Exit Device Trims - Mechanical.	165
MKS m-Kestros Exit Device Lever Trim	165
KES Mechanical Kestros Escutcheon Lever Trim	166
ED8900L Sectional Lever Trim	170
ED8900NE Series Escutcheon Trim	173
ED8900T Series Thumbpiece Trim	174
ED8900P Series Pull Trim	175
ED8900NP Series Narrow Stile Pull Trim.	176
ED200 Series Thumbpiece Trim	177
ED300 Series Escutcheon Trim	178
TL8000 Optional Outside Trim for Grade 2 Exit Devices	179
TLESC Optional Outside Trim for Grade 2 Exit Devices.	180
Exit Device Trims - Electrified	181
KES Electrified Kestros Escutcheon Lever Trim	181
Electrified ED300 Series Escutcheon Trim.	183
Exit Device Accessories.	184
Exit Device Accessories - Strikes	184
Rim Exit Device Strikes.	184
Top and Bottom Exit Device Strikes.	185
Mortise Exit Device Strikes, Filler Plates, and SNB Sets.	187
Exit Device Accessories - Shim Kits	188

Exit Device Trims and Accessories

EXIT DEVICE TRIMS AND ACCESSORIES	PAGE
Exit Device Shim Kits	188
Exit Device Accessories - Electrified Kits	189
Exit Device Electric Latch Retraction, Request to Exit, and Alarm Kits	189
Exit Device Accessories - Extension Rods	191
Exit Device Extension Rods	191
Exit Device Top and Bottom Rods	192
Exit Device Accessories - Cylinder Dogging	193
Exit Device Cylinder Dogging Kits	193
Exit Device Accessories - Mullions	194
Exit Device Mullions	194

Exit Device Trims - Mechanical

MKS m-Kestros Exit Device Lever Trim



The m-Kestros trim is compatible with the following: TownSteel ED1100, 9700, and 8900 rim exit devices, and Von Duprin® 22 and 99 series. Trim is field reversible.

MKS m-Kestros Trim	Description	Finish	
		622	626
MKS-02-R	m-Kestros Mechanical Trim for RIM Exit Device, F-02 Dummy - Non-functioning trim, Pull Only. No Cylinder	305.00	295.00
MKS-08-R	m-Kestros Mechanical Trim for RIM Exit Device, F08 Entrance - Entrance by lever; key locks or unlocks lever. With Cylinder.	352.00	342.00
MKS-09-R	m-Kestros Mechanical Trim for RIM Exit Device, F09 Night Latch* - Entrance by lever when latch is retracted by key. Key removable only when locked. With Cylinder.	352.00	342.00
MKS-14-R	MKS m-Kestros Mechanical Trim for RIM Exit Device, F14 Passage - Latch bolt operated by lever at all times. No Cylinder.	305.00	295.00

* Requires special cam if using your own cylinder. If using your own cylinder, the cam accessory package must be purchased; please consult factory.

[1] All standard cylinders come with 6-pin Schlage® "C" keyway only. [2] Other cylinder options include SFIC less core for 6-pin and 7-pin, Schlage® Large format IC less core, Corbin® Large format IC less core, and High Security 6-pin and 7-pin with TownSteel "L" keyway. [3] MK, GMK, & GGK are available at an additional charge. [4] All locks come with standard ANSI strike unless specified otherwise. [5] Prices based on F.O.B. City of Industry, CA. [6] Prices subject to change without notice.

Exit Device Trims - Mechanical

KES Mechanical Kestros Escutcheon Lever Trim



KES902 shown

This is a mechanical Kestros trim that is applicable to all 8900 and 9700 series exit devices.

KES Mechanical Trim	Description	Finish	
		622	626
KES-902R	Mechanical TRIM Exit Device, Dummy, for RIM Exit Device	212.00	202.00
KES-902C	Mechanical TRIM Exit Device, Dummy, for CVR Exit Device	336.00	274.00
KES-902S	Mechanical TRIM Exit Device, Dummy, for SVR Exit Device	212.00	202.00
KES-902M	Mechanical TRIM Exit Device, Dummy, for Mortise Exit Device	221.00	212.00

[1] All standard cylinders come with 6-pin Schlage® "C" keyway only. [2] Cylinder functions are available with the standard Schlage "C" keyway, Small Format 7-pin less core, LFIC Schlage / Corbin Russwin® less core, or L7 High Security cylinder with TownSteel "L" keyway. [3] MK, GMK, & GGMK are available at an additional charge. [4] All locks come with standard ANSI strike unless specified otherwise. [5] Prices based on F.O.B. City of Industry, CA. [6] Prices subject to change without notice.

Exit Device Trims - Mechanical

KES Mechanical Kestros Escutcheon Lever Trim



KES903 shown

This is a mechanical Kestros trim that is applicable to all 8900 and 9700 series exit devices.

KES Mechanical Trim	Description	Finish	
		622	626
KES-903R	Mechanical TRIM Exit Device, F03 Night Latch - Key retracts latch, with Cylinder, for RIM Exit Device	473.00	463.00
KES-903C	Mechanical TRIM Exit Device, F03 Night Latch - Key retracts latch, with Cylinder, for CVR Exit Device	599.00	536.00
KES-903S	Mechanical TRIM Exit Device, F03 Night Latch - Key retracts latch, with Cylinder, for SVR Exit Device	473.00	463.00
KES-903M	Mechanical TRIM Exit Device, F03 Night Latch - Key retracts latch, with Cylinder, for Mortise Exit Device	599.00	536.00

[1] All standard cylinders come with 6-pin Schlage® "C" keyway only. [2] Cylinder functions are available with the standard Schlage "C" keyway, Small Format 7-pin less core, LFIC Schlage / Corbin Russwin® less core, or L7 High Security cylinder with TownSteel "L" keyway. [3] MK, GMK, & GGMK are available at an additional charge. [4] All locks come with standard ANSI strike unless specified otherwise. [5] Prices based on F.O.B. City of Industry, CA. [6] Prices subject to change without notice.

Exit Device Trims - Mechanical

KES Mechanical Kestros Escutcheon Lever Trim



KES908 shown

This is a mechanical Kestros trim that is applicable to all 8900 and 9700 series exit devices.

KES Mechanical Trim	Description	Finish	
		622	626
KES-908R	Mechanical TRIM Exit Device, F08 Entrance - Key locks or unlocks, with Cylinder, for RIM Exit Device	442.00	432.00
KES-908C	Mechanical TRIM Exit Device, F08 Entrance - Key locks or unlocks, with Cylinder, for CVR Exit Device	568.00	506.00
KES-908S	Mechanical TRIM Exit Device, F08 Entrance - Key locks or unlocks, with Cylinder, for SVR Exit Device	442.00	432.00
KES-908M	Mechanical TRIM Exit Device, F08 Entrance - Key locks or unlocks, for Mortise Exit Device	442.00	432.00

[1] All standard cylinders come with 6-pin Schlage® "C" keyway only. [2] Cylinder functions are available with the standard Schlage "C" keyway, Small Format 7-pin less core, LFIC Schlage / Corbin Russwin® less core, or L7 High Security cylinder with TownSteel "L" keyway. [3] MK, GMK, & GGK are available at an additional charge. [4] All locks come with standard ANSI strike unless specified otherwise. [5] Prices based on F.O.B. City of Industry, CA. [6] Prices subject to change without notice.

Exit Device Trims - Mechanical

KES Mechanical Kestros Escutcheon Lever Trim



KES902 shown

This is a mechanical Kestros trim that is applicable to all 8900 and 9700 series exit devices.

KES Mechanical Trim	Description	Finish	
		622	626
KES-914R	Mechanical Trim Exit Device, F14 Passage - Lever Always Active, for RIM Exit Device	233.00	221.00
KES-914C	Mechanical Trim Exit Device, F14 Passage - Lever Always Active, for CVR Exit Device	358.00	295.00
KES-914S	Mechanical Trim Exit Device, F14 Passage - Lever Always Active, for SVR Exit Device	233.00	221.00
KES-914M	Mechanical Trim Exit Device, F14 Passage - Lever Always Active, for Mortise Exit Device	233.00	221.00

[1] All standard cylinders come with 6-pin Schlage® "C" keyway only. [2] Cylinder functions are available with the standard Schlage "C" keyway, Small Format 7-pin less core, LFIC Schlage / Corbin Russwin® less core, or L7 High Security cylinder with TownSteel "L" keyway. [3] MK, GMK, & GGMK are available at an additional charge. [4] All locks come with standard ANSI strike unless specified otherwise. [5] Prices based on F.O.B. City of Industry, CA. [6] Prices subject to change without notice.

Exit Device Trims - Mechanical

ED8900L Sectional Lever Trim



This trim is for Rim, Surface Vertical Rod, Less Bottom Rod, Concealed Vertical Rod, Mortise, and Three Point exit devices. This trim is applicable to all ED8900 series and ED9700 series exit devices.

ED8900L Series	Description	Finish
		626
ED8900LQ-02-R	F02 Dummy, Pull when Dogged, Regular (Rim, SVR, LBR & 3 Point), with Quest lever	181.00
ED8900LQ-08-R-SC	F08 Entrance, Key Locks or Unlocks Latch Bolt, Regular (Rim, SVR, LBR & 3 Point), SC, with Quest lever	189.00
ED8900LQ-09-R-SC	F09 Storeroom, Night Latch, Key Retracts Latch Bolt, Regular (Rim, SVR, LBR & 3 Point), SC, with Quest lever	189.00
ED8900LQ-14-R	F14 Passage, Lever Operable, Regular (Rim, SVR, LBR & 3 Point), with Quest lever	181.00
ED8900LS-02-R	F02 Dummy, Pull when Dogged, Regular (Rim, SVR, LBR & 3 Point), with Sentinel lever	181.00
ED8900LS-08-R-SC	F08 Entrance, Key Locks or Unlocks Latch Bolt, Regular (Rim, SVR, LBR & 3 Point), SC, with Sentinel lever	189.00
ED8900LS-09-R-SC	F09 Storeroom, Night Latch, Key Retracts Latch Bolt, Regular (Rim, SVR, LBR & 3 Point), SC, with Sentinel lever	189.00

[1] All standard cylinders come with 6-pin Schlage® "C" keyway only. [2] MK, GMK, & GGK are available at an additional charge. [3] All locks come with standard ANSI strike unless specified otherwise. [4] Prices based on F.O.B. City of Industry, CA. [5] Prices subject to change without notice.

Exit Device Trims - Mechanical

ED8900L Sectional Lever Trim



This trim is for Rim, Surface Vertical Rod, Less Bottom Rod, Concealed Vertical Rod, Mortise, and Three Point exit devices. This trim is applicable to all ED8900 series and ED9700 series exit devices.

ED8900L Series	Description	Finish
		626
ED8900LS-14-R	F14 Passage, Lever Operable, Regular (Rim, SVR, LBR & 3 Point), with Sentinel lever	181.00
ED8900LQ-08-M-SC*	F08 Entrance, Key Locks or Unlocks Latch Bolt, for Mortise Exit Device, SC Keyway, with Quest lever	189.00
ED8900LQ-09-M-SC*	F09 Storeroom, Night Latch, Key Retracts Latch Bolt, for Mortise Exit Device, SC Keyway, with Quest lever	189.00
ED8900LQ-14-M*	F14 Passage, Lever Operable, for Mortise Exit Device, with Quest lever	181.00
ED8900LS-08-M-SC*	F08 Entrance, Key Locks or Unlocks Latch Bolt, for Mortise Exit Device, SC Keyway, with Sentinel lever	189.00
ED8900LS-09-M-SC*	F09 Storeroom, Night Latch, Key Retracts Latch Bolt, for Mortise Exit Device, SC Keyway, with Sentinel lever	189.00
ED8900LS-14-M*	F14 Passage, Lever Operable, for Mortise Exit Device, with Sentinel lever	181.00

* Minimum order quantity required, please check with factory

[1] All standard cylinders come with 6-pin Schlage® "C" keyway only. [2] MK, GMK, & GGMK are available at an additional charge. [3] All locks come with standard ANSI strike unless specified otherwise. [4] Prices based on F.O.B. City of Industry, CA. [5] Prices subject to change without notice.

Exit Device Trims - Mechanical

ED8900L Sectional Lever Trim



This trim is for Rim, Surface Vertical Rod, Less Bottom Rod, Concealed Vertical Rod, Mortise, and Three Point exit devices. This trim is applicable to all ED8900 series and ED9700 series exit devices.

ED8900L Series	Description	Finish
		626
ED8900LQ-08-C-SC*	F08 Entrance, Key Locks or Unlocks Latch Bolt, for Concealed V/R Exit Device, SC Keyway, with Quest lever	189.00
ED8900LQ-09-C-SC*	F09 Storeroom, Night Latch, Key Retracts Latch Bolt, for Concealed V/R Exit Device, SC, with Quest lever	189.00
ED8900LQ-14-C*	F14 Passage, Lever Operable, for Concealed V/R Exit Device, with Quest lever	181.00
ED8900LS-08-C-SC*	F08 Entrance, Key Locks or Unlocks Latch Bolt, for Concealed V/R Exit Device, SC Keyway, with Sentinel lever	189.00
ED8900LS-09-C-SC*	F09 Storeroom, Night Latch, Key Retracts Latch Bolt, for Concealed V/R Exit Device, SC, with Sentinel lever	189.00
ED8900LS-14-C*	F14 Passage, Lever Operable, for Concealed V/R Exit Device, with Sentinel lever	181.00

* Minimum order quantity required, please check with factory

[1] All standard cylinders come with 6-pin Schlage® "C" keyway only. [2] MK, GMK, & GGK are available at an additional charge. [3] All locks come with standard ANSI strike unless specified otherwise. [4] Prices based on F.O.B. City of Industry, CA. [5] Prices subject to change without notice.

Exit Device Trims - Mechanical

ED8900NE Series Escutcheon Trim



This trim is for Rim, Surface Vertical Rod, Less Bottom Rod, and Three Point exit devices only. This trim is applicable to all ED8900 series and ED9700 series exit devices.

ED8900NE Series	Description	Finish	
		630	695
ED8900NE-02	F02 Dummy, Narrow Stile Escutcheon, Pull when Dogged	434.00	452.00
ED8900NE-08-R-SC	F08 Entrance, Narrow Stile Escutcheon, Key Locks or Unlocks Latch Bolt, SC Keyway	478.00	497.00
ED8900NE-09-R-SC	F09 Storeroom, Narrow Stile Escutcheon, Night Latch, Key Retracts Latch Bolt, SC Keyway	478.00	497.00
ED8900NE-14-R	F14 Passage, Narrow Stile Escutcheon, Lever Operable	434.00	452.00
ED8900NE-08-C-SC	F08 Entrance, Narrow Stile Escutcheon, Key Locks or Unlocks Latch Bolt, SC Keyway	538.00	557.00
ED8900NE-09-C-SC	F09 Storeroom, Narrow Stile Escutcheon, Night Latch, Key Retracts Latch Bolt, SC Keyway	538.00	557.00
ED8900NE-14-C	F14 Passage, Narrow Stile Escutcheon, Lever Operable	494.00	512.00

[1] All standard cylinders come with 6-pin Schlage® "C" keyway only. [2] MK, GMK, & GGMK are available at an additional charge. [3] All locks come with standard ANSI strike unless specified otherwise. [4] Prices based on F.O.B. City of Industry, CA. [5] Prices subject to change without notice.

Exit Device Trims - Mechanical

ED8900T Series Thumbpiece Trim



This trim is for Rim, Surface Vertical Rod, Less Bottom Rod, and Three Point exit devices only. This trim is applicable to all ED8900 series and ED9700 series exit devices.

ED8900T Series	Description	Finish	
		622*	630
ED8900T-02	F02 Dummy, Thumbpiece Trim, Pull when Dogged	238.00	304.00
ED8900T-08-SC	F08 Entrance, Thumbpiece Trim, Key Locks or Unlocks Latch Bolt, SC Keyway	283.00	349.00
ED8900T-09-SC	F09 Storeroom, Thumbpiece Trim, Night Latch, Key Retracts Latch Bolt, SC Keyway	283.00	349.00
ED8900T-14	F14 Passage, Thumbpiece Trim, Lever Operable	238.00	304.00
ED8900T-08-SFIC	F08 Entrance, Thumbpiece Trim, Key Locks or Unlocks Latch Bolt, SFIC	334.00	400.00
ED8900T-09-SFIC	F09 Storeroom, Thumbpiece Trim, Night Latch, Key Retracts Latch Bolt, SFIC	334.00	400.00
ED8900T-08-SLFIC	F08 Entrance, Thumbpiece Trim, Key Locks or Unlocks Latch Bolt, SLFIC	334.00	400.00
ED8900T-09-SLFIC	F09 Storeroom, Thumbpiece Trim, Night Latch, Key Retracts Latch Bolt, SLFIC	334.00	400.00

* Minimum order quantity required, please check with factory

[1] All standard cylinders come with 6-pin Schlage® "C" keyway only. [2] MK, GMK, & GGMK are available at an additional charge. [3] All locks come with standard ANSI strike unless specified otherwise. [4] Prices based on F.O.B. City of Industry, CA. [5] Prices subject to change without notice.

Exit Device Trims - Mechanical

ED8900P Series Pull Trim



ED8900P3 Pull Trim in Storeroom (left) and Dummy (right) function shown

This trim is for Rim, Surface Vertical Rod, Less Bottom Rod, and Three Point exit devices only. This trim is applicable to all ED8900 series and ED9700 series exit devices.

ED8900P Series	Description	Finish
		689
ED8900P1-01	F01 Cover, Exit only	65.00
ED8900P1-02	F02 Dummy, Pull Trim, Pull when Dogged	65.00
ED8900P1-09-SC	F09 Storeroom, Pull Trim, Night Latch, Key Retracts Latch Bolt, SC Keyway	88.00
ED8900P2-01	F01 Cover, Exit only	105.00
ED8900P2-02	F02 Dummy, Pull Trim, Pull when Dogged	105.00
ED8900P2-09-SC	F09 Storeroom, Pull Trim, Night Latch, Key Retracts Latch Bolt, SC Keyway	126.00
ED8900P3-02*	F02 Dummy, Pull Trim, Pull when Dogged	91.00
ED8900P3-09-SC	F09 Storeroom, Pull Trim, Night Latch, Key Retracts Latch Bolt, SC Keyway	112.00

* Minimum order quantity required, please check with factory

[1] All standard cylinders come with 6-pin Schlage® "C" keyway only. [2] MK, GMK, & GGK are available at an additional charge. [3] All locks come with standard ANSI strike unless specified otherwise. [4] Prices based on F.O.B. City of Industry, CA. [5] Prices subject to change without notice.

Exit Device Trims - Mechanical

ED8900NP Series Narrow Stile Pull Trim



ED8900NP trim in Storeroom (left), Dummy (middle), and Cover (right) functions shown

This trim is for Rim, Surface Vertical Rod, Less Bottom Rod, and Three Point exit devices only. This trim is applicable to all ED8900 series and ED9700 series exit devices.

ED8900NP Series	Description	Finish
		689
ED8900NP-01	F01 Cover, Exit only	62.00
ED8900NP-02	F02 Dummy, Narrow Stile Pull Trim, Pull when Dogged	62.00
ED8900NP-09-SC	F09 Storeroom, Narrow Stile Pull Trim, Night Latch, Key Retracts Latch Bolt, SC Keyway	84.00

[1] All standard cylinders come with 6-pin Schlage® "C" keyway only. [2] MK, GMK, & GGMK are available at an additional charge. [3] All locks come with standard ANSI strike unless specified otherwise. [4] Prices based on F.O.B. City of Industry, CA. [5] Prices subject to change without notice.

Exit Device Trims - Mechanical

ED200 Series Thumbpiece Trim



This is an optional outside trim for the 1000 series exit devices only.

ED200 Series Mechanical Trim	Description	Finish
		630
ED201	Exit only, F01 Function	199.00
ED202	Dummy Pull only, F02 Function	372.00
ED203R	Night Latch (Key Retracts Latch Bolt), F03 Function, Less Cylinder	372.00
ED203M*	Night Latch (Key Retracts Latch Bolt), F03 Function, Mortise, Less Cylinder	372.00
ED205R	Key Locks or Unlocks Latchbolt, F05 Function, Less Cylinder	507.00
ED205M*	Key Locks or Unlocks Latchbolt, F05 Function, Mortise, Less Cylinder	507.00
ED215R*	Thumbpiece Always Active, F15 Function	507.00
ED215M*	Thumbpiece Always Active, F15 Function, Mortise	507.00

* Minimum order quantity required, please check with factory

[1] All standard cylinders come with 6-pin Schlage® "C" keyway only. [2] MK, GMK, & GGK are available at an additional charge. [3] All locks come with standard ANSI strike unless specified otherwise. [4] Prices based on F.O.B. City of Industry, CA. [5] Prices subject to change without notice.

Exit Device Trims - Mechanical

ED300 Series Escutcheon Trim



This is an optional outside trim for the 1000 series exit devices only.

ED300 Series Mechanical Trim	Description	Finish
		626
ED302	Dummy Pull only, F02 Function	806.00
ED308R	Key Locks or Unlocks Latch Bolt, F08/10 Function, Less Cylinder	930.00
ED308M	Key Locks or Unlocks Latch Bolt, F08/10 Function, Mortise, Less Cylinder	930.00
ED309R	Key Retract Latch Bolt, F09 Function, Less Cylinder	806.00
ED309M	Key Retract Latch Bolt, F09 Function, Mortise, Less Cylinder	806.00
ED314R	Lever/Knob Always Operable, F14 Function	869.00
ED314M	Lever/Knob Always Operable, F14 Function, Mortise	869.00

[1] All standard cylinders come with 6-pin Schlage® "C" keyway only. [2] MK, GMK, & GGK are available at an additional charge. [3] All locks come with standard ANSI strike unless specified otherwise. [4] Prices based on F.O.B. City of Industry, CA. [5] Prices subject to change without notice.

Exit Device Trims - Mechanical

TL8000 Optional Outside Trim for Grade 2 Exit Devices

This is an optional outside trim for the Grade 2 exit devices only.

TL8000 Trim	Description	Finish
		626
TL8000L	Entrance ANSI function 08	158.00
TL8000L-IC*	Entrance ANSI function 08, IC	151.00
TL8000S*	Storeroom ANSI function 04	158.00
TL8000P	Passage ANSI function 01	147.00

* Minimum order quantity required, please check with factory

[1] All standard cylinders come with 6-pin Schlage® "C" keyway only. [2] MK, GMK, & GGK are available at an additional charge. [3] All locks come with standard ANSI strike unless specified otherwise. [4] Prices based on F.O.B. City of Industry, CA. [5] Prices subject to change without notice.

Exit Device Trims - Mechanical

TLESC Optional Outside Trim for Grade 2 Exit Devices

This is an optional outside trim for the Grade 2 exit devices only.

TLESC Trim	Description	Finish
		626
TLESC-00	Escutcheon lever trim Entrance ANSI function 08, clutch freewheeling	215.00
TLESC-05	Escutcheon lever trim Storeroom ANSI function 04, clutch freewheeling	215.00
TLESC-30	Escutcheon lever trim Passage ANSI function 01, clutch freewheeling	168.00

[1] All standard cylinders come with 6-pin Schlage® "C" keyway only. [2] MK, GMK, & GGMK are available at an additional charge. [3] All locks come with standard ANSI strike unless specified otherwise. [4] Prices based on F.O.B. City of Industry, CA. [5] Prices subject to change without notice.

Exit Device Trims - Electrified

KES Electrified Kestros Escutcheon Lever Trim



KES909e shown

This is an electrified Kestros trim that is applicable to all 8900 and 9700 series exit devices.

KES Electrified Trim	Description	Finish	
		622	626
KES-909eR	Electrified TRIM Exit Device, -1- Fail Safe or -2- Fail Secure, With Key override (10-30 VDC), for RIM Exit Device	683.00	673.00
KES-909eC	Electrified TRIM Exit Device, -1- Fail Safe or -2- Fail Secure, With Key override (10-30 VDC), for CVR Exit Device	809.00	747.00
KES-909eS	Electrified TRIM Exit Device, -1- Fail Safe or -2- Fail Secure, With Key override (10-30 VDC), for SVR Exit Device	683.00	673.00
KES-909eM	Electrified TRIM Exit Device, -1- Fail Safe or -2- Fail Secure, With Key override (10-30 VDC), for Mortise Exit Device	683.00	673.00

[1] All standard cylinders come with 6-pin Schlage® "C" keyway only. [2] MK, GMK, & GGMK are available at an additional charge. [3] All locks come with standard ANSI strike unless specified otherwise. [4] Prices based on F.O.B. City of Industry, CA. [5] Prices subject to change without notice.

Exit Device Trims - Electrified

KES Electrified Kestros Escutcheon Lever Trim



KES909e shown

This is an electrified Kestros trim that is applicable to all 8900 and 9700 series exit devices.

KES Electrified Trim	Description	Finish	
		622	626
KES-914eR	Electrified TRIM Exit Device, -1- Fail Safe or -2- Fail Secure, No Cylinder (10-30 VDC), for RIM Exit Device	494.00	482.00
KES-914eC	Electrified TRIM Exit Device, -1- Fail Safe or -2- Fail Secure, No Cylinder (10-30 VDC), for CVR Exit Device	621.00	559.00
KES-914eS	Electrified TRIM Exit Device, -1- Fail Safe or -2- Fail Secure, No Cylinder (10-30 VDC), for SVR Exit Device	494.00	482.00
KES-914eM	Electrified TRIM Exit Device, -1- Fail Safe or -2- Fail Secure, No Cylinder (10-30 VDC), for Mortise Exit Device	494.00	482.00

[1] All standard cylinders come with 6-pin Schlage® "C" keyway only. [2] MK, GMK, & GGK are available at an additional charge. [3] All locks come with standard ANSI strike unless specified otherwise. [4] Prices based on F.O.B. City of Industry, CA. [5] Prices subject to change without notice.

Exit Device Trims - Electrified

Electrified ED300 Series Escutcheon Trim




This is an optional electrified outside trim for the 1000 series exit devices only. Minimum order quantity required, please check with factory.

ED300 Series Electrified Trim	Description	Finish
		626
ED309R-E12-FSE	Electrified Exit Device Trim,12VDC, Fail Secure, 309R, Less Cylinder	1,884.00
ED309R-E24-FSE	Electrified Exit Device Trim, 24VDC, Fail Secure, 309R, Less Cylinder	1,884.00
ED309R-E12-FS	Electrified Exit Device Trim,12VDC, Fail Safe, 309R, Less Cylinder	1,884.00
ED309R-E24-FS	Electrified Exit Device Trim, 24VDC, Fail Safe, 309R, Less Cylinder	1,884.00

[1] All standard cylinders come with 6-pin Schlage® "C" keyway only. [2] MK, GMK, & GGMK are available at an additional charge. [3] All locks come with standard ANSI strike unless specified otherwise. [4] Prices based on F.O.B. City of Industry, CA. [5] Prices subject to change without notice.

Exit Device Accessories - Strikes

Rim Exit Device Strikes




STK 600 (left), STK 900 (center), and ED136 Rim Strike (right) shown

Exit Device Strikes	Description	Finish
		No Finish
STK 600	Rim Device Strike (Standard for 8900 series)	43.00
STK 701	Rim Device Strike (Optional for 8900 series)	69.00
O-STK-710	Exit Device Rim Device Strike option for 3700, 8900 and 9700 series, double strike	41.00
STK 900	Rim Device Strike (Standard for 3700, 9700 series), Exit Device	53.00
ED 136 Rim Strike	1000 series strike	62.00
ED 106 Rim Strike	For 1000 series RIM / SVR / 3PT top strike, Panic Application	66.00
ED 108 Rim Strike	For 1000 series double door RIM / 3PT use with F170/ F270 mullion, Panic and Fire Application	157.00

[1] All standard cylinders come with 6-pin Schlage® "C" keyway only. [2] MK, GMK, & GGK are available at an additional charge. [3] All locks come with standard ANSI strike unless specified otherwise. [4] Prices based on F.O.B. City of Industry, CA. [5] Prices subject to change without notice.

Exit Device Accessories - Strikes

Top and Bottom Exit Device Strikes



T-STK 720C (left) and B-STK 730C (right) shown

Exit Device Strikes	Description	Finish
		No Finish
T-STK 720	Top Strike (standard for SVR, LBR & 3PT Exit Device)	31.00
T-STK 720C	Top Strike (standard for CVR Exit Device)	31.00
B-STK 730	Bottom strike (standard for SVR & 3PT Exit Device)	33.00
B-STK 730C	Bottom Strike (standard for CVR Exit Device)	33.00
B-STK 731	Bottom Strike (standard for SVR & 3PT Exit Device)	33.00
B-STK 732	Bottom Strike, Mortise in type optional for Exit Device	41.00
B-STK 733	Bottom Strike, Mortise, (Std for CVR, optional for other Exit Devices)	33.00
ED 215 Top Strike	For 1000 series flush transom SVR / 3PT, Panic and Fire Application	38.00
ED 216 Top Strike	For 1000 series CVR, Panic and Fire Application	56.00
ED 225 Bottom Strike (Flat)	Optional for 1000 series SVR / CVR / 3PT round slide bolt, Panic and Fire Application	26.00
ED 226 Bottom Strike (Flat)	Optional for 1000 series SVR / CVR / 3PT round slide bolt, Panic and Fire Application	22.00

[1] All standard cylinders come with 6-pin Schlage® "C" keyway only. [2] MK, GMK, & GGK are available at an additional charge. [3] All locks come with standard ANSI strike unless specified otherwise. [4] Prices based on F.O.B. City of Industry, CA. [5] Prices subject to change without notice.

Exit Device Accessories - Strikes

Top and Bottom Exit Device Strikes



T-STK 720 shown

Exit Device Strikes	Description	Finish
		No Finish
ED 224 Bottom Strike	Standard furnished for 1000 series SVR / CVR / 3PT, Panic and Fire Application	36.00
ED 227 Bottom Strike	Optional for 1000 series SVR / 3PT, Panic and Fire Application	108.00

[1] All standard cylinders come with 6-pin Schlage® "C" keyway only. [2] MK, GMK, & GGK are available at an additional charge. [3] All locks come with standard ANSI strike unless specified otherwise. [4] Prices based on F.O.B. City of Industry, CA. [5] Prices subject to change without notice.

Exit Device Accessories - Strikes

Mortise Exit Device Strikes, Filler Plates, and SNB Sets




STK 905 shown

Exit Device Strikes	Description	Finish	
		630	No Finish
STK 905-630	Standard Strike Plate for Mortise Exit Device, 304 Stainless Steel, 630 + 2 x screw	29.00	—
FP 761	Filler Plate FP-761, for 9700, 8900 & 3700 ED	—	11.00
FP 760	Filler Plate FP-760 (For 9700, 8900 & 3700 ED)	—	11.00
SNB-1	Sex Nuts and Bolts (SNB) for 1-1/4" -2" (32-50.8mm) door thickness	—	11.00
SNB-2	Sex Nuts and Bolts (SNB) for 2" -2-1/4" (50.8-57mm) door thickness	Contact factory	

[1] All standard cylinders come with 6-pin Schlage® "C" keyway only. [2] MK, GMK, & GGK are available at an additional charge. [3] All locks come with standard ANSI strike unless specified otherwise. [4] Prices based on F.O.B. City of Industry, CA. [5] Prices subject to change without notice.

Exit Device Accessories - Shim Kits

Exit Device Shim Kits




SK 750-950 (left), STK 600, and STK 900 shown

Exit Device Shim Kits	Description	Finish
		No Finish
SK 750-950	Shim Kit 750-950 (for 600 and 900 Rim Strike)	11.00
SK 751	Shim Kit (751 (for 701 Rim Strike)	11.00
SK 952	Shim Kit 952 (For 710 Rim Strike)	11.00
GSK 6R	Glass Shim Kit GSK-6R, 1/8" (3mm) thickness, 8900 series Rim devices only	43.00
GSK 3R	Glass Shim Kit, GSK-3R, 1/8" (3mm) thickness, for 9700 series Rim devices only	69.00
GSK 6V	Glass Shim Kit GSK-6V, 1/8" (3mm) thickness, for 8900 series SVR, LBR & 3	43.00
GSK 3V	Glass Shim Kit GSK-3V, 1/8" (3mm) thickness, for 9700 series SVR, LBR & 3PT devices	69.00

[1] All standard cylinders come with 6-pin Schlage® "C" keyway only. [2] MK, GMK, & GGK are available at an additional charge. [3] All locks come with standard ANSI strike unless specified otherwise. [4] Prices based on F.O.B. City of Industry, CA. [5] Prices subject to change without notice.

Exit Device Accessories - Electrified Kits

Exit Device Electric Latch Retraction, Request to Exit, and Alarm Kits



MLRK1-TS2 shown

Exit Device Electric Latch Retraction Kit	Description	Finish
		No Finish
MLRK1-TS1	Electric Latch Retraction Kit for ED1000 series	1,212.00
MLRK1-TS2	Electric Latch Retraction Kit for ED3700 series and ED9700 series	1,212.00

Exit Device Request to Exit Kit	Description	Finish
		No Finish
REX	REX Kit for ED1000 series, ED3700 series, and ED9700 series	181.00

Exit Device Alarm Kits	Description	Finish			
		622	630	689	695
AK8-36	Alarm Kits for 8900 Series Panics 36"	309.00	309.00	309.00	309.00
AK8-48	Alarm Kits for 8900 Series Panics 48"	309.00	309.00	309.00	309.00
AK9-36	Alarm Kits for 9700 Series Panics 36"	327.00	327.00	—	327.00
AK9-48	Alarm Kits for 9700 Series Panics 48"	327.00	327.00	—	327.00
AK3-36*	Alarm Kits for 3700 Series Panics 36"	327.00	327.00	—	327.00
AK3-48	Alarm Kits for 3700 Series Panics 48"	327.00*	327.00	—	327.00*

* Minimum order quantity required, please check with factory

[1] All standard cylinders come with 6-pin Schlage® "C" keyway only. [2] MK, GMK, & GGK are available at an additional charge. [3] All locks come with standard ANSI strike unless specified otherwise. [4] Prices based on F.O.B. City of Industry, CA. [5] Prices subject to change without notice.

Exit Device Accessories - Electrified Kits

Exit Device Electric Latch Retraction, Request to Exit, and Alarm Kits



AK8 shown

Minimum order quantity required, please check with factory.

Exit Device Alarm Kits	Description	Finish	
		613	630
ED1000-36-xx-Alarm	Alarm Kit for ED1100/1200/1300/1400/1500 for 36" exit device's	1,314.00	1,205.00
ED1000-48-xx-Alarm	Alarm Kit for ED1100/1200/1300/1400/1500 for 48" exit device's	1,369.00	1,260.00

[1] All standard cylinders come with 6-pin Schlage® "C" keyway only. [2] MK, GMK, & GGMK are available at an additional charge. [3] All locks come with standard ANSI strike unless specified otherwise. [4] Prices based on F.O.B. City of Industry, CA. [5] Prices subject to change without notice.

Exit Device Accessories - Extension Rods

Exit Device Extension Rods



ETR-1C and ETR-2C shown

3700 / 8900 / 9700 Series Exit Device Extension Rods	Description	Finish				
		622	626	689	695	No Finish
ETR-1	Extension Rod for SVR exit device, 12"	31.00	29.00	29.00	29.00	—
ETR-1C	Extension Rod for CVR exit device, 12"	—	—	—	—	39.00
ETR-2	Extension Rod for SVR exit device, 24"	46.00	43.00	43.00	43.00	—
ETR-2C	Extension Rod for CVR exit device, 24"	—	—	—	—	66.00

1000 Series Exit Device Extension Rods	Description	Finish
		630
ED1200 Extension Rod	24" Extension Rod for Surface Vertical Rod Exit Device, for 8' door height	94.00
ED1300 Extension Rod	23-7/8" Extension Rod for Concealed Vertical Rod Exit Device, for 8' door height	94.00

[1] All standard cylinders come with 6-pin Schlage® "C" keyway only. [2] MK, GMK, & GGK are available at an additional charge. [3] All locks come with standard ANSI strike unless specified otherwise. [4] Prices based on F.O.B. City of Industry, CA. [5] Prices subject to change without notice.

Exit Device Accessories - Extension Rods

Exit Device Top and Bottom Rods



ETR-1C and ETR-2C shown

Exit Device Top Rods	Description	Finish
		630
ED 616823-020	For ED1200/ED1500 (SVR/3PT) of 7' Door Height, 36-1/8" Length	195.00
ED 616823-030	For ED1200/ED1500 (SVR/3PT) of 8' Door Height, 48-1/8" Length	129.00
ED 616823-040	Add to ED 616823-030 for 10' Door Height, 24" Length	126.00

Exit Device Bottom Rods	Description	Finish
		630
ED 616823-010	For ED1200/ED1500 (SVR/3PT), 31-7/8" Length	508.00

[1] All standard cylinders come with 6-pin Schlage® "C" keyway only. [2] MK, GMK, & GGMK are available at an additional charge. [3] All locks come with standard ANSI strike unless specified otherwise. [4] Prices based on F.O.B. City of Industry, CA. [5] Prices subject to change without notice.

Exit Device Accessories - Cylinder Dogging

Exit Device Cylinder Dogging Kits



Cylinder dogging kit shown

Exit Device Cylinder Dogging Kits	Description	Finish		
		622	630	689
CD8-36	Cylinder Dogging for 8900 Series Panics 36"	—	139.00	139.00
CD8-48	Cylinder Dogging for 8900 Series Panics 48"	—	139.00	139.00
CD9-36	Cylinder Dogging for 9700 Series Panics 36"	210.00	203.00	—
CD9-48	Cylinder Dogging for 9700 Series Panics 48"	210.00	203.00	—
CD3-36	Cylinder Dogging for 3700 Series Panics 36"	—	203.00	—
CD3-48	Cylinder Dogging for 3700 Series Panics 48"	—	203.00	—
ED CYLINDER DOGGING-36"	Cylinder Dogging Kit, for ED1000 series 36" only	—	114.00	—
ED CYLINDER DOGGING-48"	Cylinder Dogging Kit for ED1000 series 48" only	—	190.00	—

[1] All standard cylinders come with 6-pin Schlage® "C" keyway only. [2] MK, GMK, & GGK are available at an additional charge. [3] All locks come with standard ANSI strike unless specified otherwise. [4] Prices based on F.O.B. City of Industry, CA. [5] Prices subject to change without notice.

Exit Device Accessories - Mullions

Exit Device Mullions

Exit Device Mullions	Description	Finish
		600
MUL-7-CYL	Fire Rated Mullion, 7' cylinder locking	1,169.00
MUL-7-SCW	Fire Rated Mullion, 7' screw locking	1,169.00
MUL-8-CYL	Fire Rated Mullion, 8' cylinder locking	1,196.00
MUL-8-SCW	Fire Rated Mullion, 8' screw locking	1,196.00
MUL-10-CYL	Fire Rated Mullion, 10' cylinder locking	Contact factory
MUL-10-SCW	Fire Rated Mullion, 10' screw locking	Contact factory
MUL-CYL	6 pin RIM cylinder kit for MUL-7-CYL and MUL-8-CYL mullions	66.00

For pricing on mullions longer than 10', please contact the factory.

[1] All standard cylinders come with 6-pin Schlage® "C" keyway only. [2] MK, GMK, & GGK are available at an additional charge. [3] All locks come with standard ANSI strike unless specified otherwise. [4] Prices based on F.O.B. City of Industry, CA. [5] Prices subject to change without notice.

Tubular Locks

TUBULAR LOCKS	PAGE
Tubular Locks - Mechanical	196
LID Thumb Turn Deadlatch	196
Tubular Latch Series - Designer Trims	197
Tubular Latch Series - Stainless Steel Designer Trims	200
Tubular Latch Series - Passage Push Pull	202
TSR2 Series Grade 2 Tubular Lock.	203
TSR3 Series Grade 3 Tubular Lock.	204

Tubular Locks - Mechanical

LID Thumb Turn Deadlatch



LID-AS1000	Description	Finish		
		622	626	630
<i>With 6-pin regular cylinder</i>				
LID-AS1000 (S)	Standalone deadlatch lock with mechanical key, single cylinder, and thumb turn	421.00	421.00	421.00
LID-AS1000 (C)	Concealed deadlatch lock with thumb turn and blank plate	535.00	535.00	535.00

Order string is as follows:

[Series]-[Finish]-[Function]-[Cylinder]

Example order: LID-AS1000-622-S-SC

To view the full How to Order, visit townsteel.com/documents/lid-cut-sheet

[1] All standard cylinders come with 6-pin Schlage® "C" keyway only. [2] MK, GMK, & GGMK are available at an additional charge. [3] All locks come with standard ANSI strike unless specified otherwise. [4] Prices based on F.O.B. City of Industry, CA. [5] Prices subject to change without notice.

Tubular Locks - Mechanical

Tubular Latch Series - Designer Trims



Low rose with Malmo lever shown

Low Rose*	Function	Finish**					
		605	606	619	622	625	626
TDS-L	Dummy Single	99.00	122.00	111.00	122.00	99.00	99.00
TDP-L	Dummy Pair	173.00	211.00	189.00	211.00	173.00	173.00
TLC-L-2-3/8	Communicating, 2-3/8" backset	196.00	239.00	215.00	239.00	196.00	196.00
TLC-L-2-3/4	Communicating, 2-3/4" backset	196.00	239.00	215.00	239.00	196.00	196.00
TLL-L-2-3/8	Passage, 2-3/8" backset	196.00	239.00	215.00	239.00	196.00	196.00
TLL-L-2-3/4	Passage, 2-3/4" backset	196.00	239.00	215.00	239.00	196.00	196.00
TLP-L-2-3/8	Privacy, 2-3/8" backset	220.00	266.00	241.00	266.00	220.00	220.00
TLP-L-2-3/4	Privacy, 2-3/4" backset	220.00	266.00	241.00	266.00	220.00	220.00
TLE-L-2-3/8	Exit, 2-3/8" backset	196.00	239.00	215.00	239.00	196.00	196.00
TLE-L-2-3/4	Exit, 2-3/4" backset	196.00	239.00	215.00	239.00	196.00	196.00

* Different finishes require different lead times. PVD finish available upon request for an additional 15% charge. For levers and finishes not shown, please contact factory.

** Minimum order quantity required, please check with factory

[1] All standard cylinders come with 6-pin Schlage® "C" keyway only. [2] MK, GMK, & GGMK are available at an additional charge. [3] All locks come with standard ANSI strike unless specified otherwise. [4] Prices based on F.O.B. City of Industry, CA. [5] Prices subject to change without notice.

Tubular Locks - Mechanical

Tubular Latch Series - Designer Trims



Square rose with Delano lever shown

Vintage / Bevel / Flat / Square Rose*	Function	Finish**					
		605	606	619	622	625	626
TDS-S	Dummy Single	111.00	134.00	122.00	134.00	111.00	111.00
TDP-S	Dummy Pair	189.00	233.00	211.00	233.00	189.00	189.00
TLC-S-2-3/8	Communicating, 2-3/8" backset	215.00	262.00	239.00	262.00	215.00	215.00
TLC-S-2-3/4	Communicating, 2-3/4" backset	215.00	262.00	239.00	262.00	215.00	215.00
TLE-S-2-3/8	Exit, 2-3/8" backset	215.00	262.00	239.00	262.00	215.00	215.00
TLE-S-2-3/4	Exit, 2-3/4" backset	215.00	262.00	239.00	262.00	215.00	215.00

* Different finishes require different lead times. PVD finish available upon request for an additional 15% charge. For levers and finishes not shown, please contact factory.

** Minimum order quantity required, please check with factory

[1] All standard cylinders come with 6-pin Schlage® "C" keyway only. [2] MK, GMK, & GGK are available at an additional charge. [3] All locks come with standard ANSI strike unless specified otherwise. [4] Prices based on F.O.B. City of Industry, CA. [5] Prices subject to change without notice.

Tubular Locks - Mechanical

Tubular Latch Series - Designer Trims



Square rose with Delano lever shown

Vintage / Bevel / Flat / Square Rose*	Function	Finish**					
		605	606	619	622	625	626
TLL-S-2-3/8	Passage, 2-3/8" backset	215.00	262.00	239.00	262.00	215.00	215.00
TLL-S-2-3/4	Passage, 2-3/4" backset	215.00	262.00	239.00	262.00	215.00	215.00
TLP-S-2-3/8	Privacy, 2-3/8" backset	241.00	293.00	266.00	293.00	241.00	241.00
TLP-S-2-3/4	Privacy, 2-3/4" backset	241.00	293.00	266.00	293.00	241.00	241.00

Order string is as follows:

[Trim Series][Function]-[Rose]-[Backset]-[Lever]-[Finish]

Example order: TLL-L-2-3/4"-DEL-626

To view the full How to Order, visit townsteel.com/documents/tubular-lock-thp-cutsheet

* Different finishes require different lead times. PVD finish available upon request for an additional 15% charge. For levers and finishes not shown, please contact factory.

** Minimum order quantity required, please check with factory

[1] All standard cylinders come with 6-pin Schlage® "C" keyway only. [2] MK, GMK, & GGMK are available at an additional charge. [3] All locks come with standard ANSI strike unless specified otherwise. [4] Prices based on F.O.B. City of Industry, CA. [5] Prices subject to change without notice.

Tubular Locks - Mechanical

Tubular Latch Series - Stainless Steel Designer Trims



Low rose with Malmo lever shown

Low Rose	Function	Finish**	
		629	630
TDS-L	Dummy Single	122.00	122.00
TDP-L	Dummy Pair	211.00	211.00
TLC-L-2-3/8	Communicating, 2-3/8" backset	239.00	239.00
TLC-L-2-3/4	Communicating, 2-3/4" backset	239.00	239.00
TLL-L-2-3/8	Passage, 2-3/8" backset	239.00	239.00
TLL-L-2-3/4	Passage, 2-3/4" backset	239.00	239.00
TLP-L-2-3/8	Privacy, 2-3/8" backset	266.00	266.00
TLP-L-2-3/4	Privacy, 2-3/4" backset	266.00	266.00

* Different finishes require different lead times. PVD finish available upon request for an additional 15% charge. For levers and finishes not shown, please contact factory.

** Minimum order quantity required, please check with factory

[1] All standard cylinders come with 6-pin Schlage® "C" keyway only. [2] MK, GMK, & GGK are available at an additional charge. [3] All locks come with standard ANSI strike unless specified otherwise. [4] Prices based on F.O.B. City of Industry, CA. [5] Prices subject to change without notice.

Tubular Locks - Mechanical

Tubular Latch Series - Stainless Steel Designer Trims



Square rose with Delano lever shown

Square Rose	Function	Finish**	
		629	630
TDS-S	Dummy Single	131.00	131.00
TDP-S	Dummy Pair	220.00	220.00
TLC-S-2-3/8	Communicating, 2-3/8" backset	249.00	249.00
TLC-S-2-3/4	Communicating, 2-3/4" backset	249.00	249.00
TLL-S-2-3/8	Passage, 2-3/8" backset	249.00	249.00
TLL-S-2-3/4	Passage, 2-3/4" backset	249.00	249.00
TLP-S-2-3/8	Privacy, 2-3/8" backset	275.00	275.00
TLP-S-2-3/4	Privacy, 2-3/4" backset	275.00	275.00

* Different finishes require different lead times. PVD finish available upon request for an additional 15% charge. For levers and finishes not shown, please contact factory.

** Minimum order quantity required, please check with factory

[1] All standard cylinders come with 6-pin Schlage® "C" keyway only. [2] MK, GMK, & GGK are available at an additional charge. [3] All locks come with standard ANSI strike unless specified otherwise. [4] Prices based on F.O.B. City of Industry, CA. [5] Prices subject to change without notice.

Tubular Locks - Mechanical

Tubular Latch Series - Passage Push Pull



TLL Series	Function	Finish
		630
TLL-8301-PP	Passage	865.00

[1] All standard cylinders come with 6-pin Schlage® "C" keyway only. [2] MK, GMK, & GGMK are available at an additional charge. [3] All locks come with standard ANSI strike unless specified otherwise. [4] Prices based on F.O.B. City of Industry, CA. [5] Prices subject to change without notice.

Tubular Locks - Mechanical

TSR2 Series Grade 2 Tubular Lock



TSR2 with Oswego lever shown

Below are the available functions and part numbers for the TSR2 Grade 2 tubular lock. Please contact the factory for pricing.

TSR2 Series	Function	Finish	
		622	626
TSR2-75	Passage	<i>Contact factory for pricing</i>	
TSR2-76	Privacy		
TSR2-82	Entry		
TSR2-86	Storeroom		
TSR2-SD	Single Dummy		
TSR2-DD	Double Dummy		

[1] All locks come with 5-pin Schlage® "C" keyway, full lip strike, exposed screw rose, and non-UL listed as standard. [2] Concealed screw rose, specified keying system, T strike, and UL listed are available at an additional charge. [3] Prices based on F.O.B. City of Industry, CA. [4] Prices subject to change without notice.

Tubular Locks - Mechanical

TSR3 Series Grade 3 Tubular Lock



TSR3 with Oswego lever shown

Below are the available functions and part numbers for the TSR3 Grade 3 tubular lock. Please contact the factory for pricing.

TSR3 Series	Function	Finish	
		622	626
TSR3-75	Passage	<i>Contact factory for pricing</i>	
TSR3-76	Privacy		
TSR3-82	Entry		
TSR3-86	Storeroom		
TSR3-SD	Single Dummy		
TSR3-DD	Double Dummy		

[1] All locks come with 5-pin Schlage® "C" keyway, full lip strike, exposed screw rose, and non-UL listed as standard. [2] Concealed screw rose, specified keying system, T strike, and UL listed are available at an additional charge. [3] Prices based on F.O.B. City of Industry, CA. [4] Prices subject to change without notice.

Deadbolts and Auxiliary Locks

DEADBOLTS AND AUXILIARY LOCKS	PAGE
Deadbolts and Auxiliary Locks - Mechanical	206
Deadbolts	206
DBD / DBDI Grade 1 Deadbolt Lock.....	206
DBT / DBTI Grade 2 Deadbolt Lock	208
DBM Mortise Deadbolt Lock.....	210
Auxiliary Locks	212
NYG-A1000 and NYG-A2000 Gate Locks	212
NYP-A1000 Paddle Exit Device	213

Deadbolts and Auxiliary Locks - Mechanical

DBD / DBDI Grade 1 Deadbolt Lock



DBD Series	Function	Finish	
		622	626
<i>With 6-pin regular SC cylinder; 2-3/4" backset, standard</i>			
DBD-61	Single cylinder x thumb turn	151.00	143.00
DBD-62	Double cylinder	184.00	178.00
DBD-81	Single cylinder x blank plate	139.00	129.00

[1] All standard cylinders come with 6-pin Schlage® "C" keyway only. [2] MK, GMK, & GGMK are available at an additional charge. [3] All locks come with standard ANSI strike unless specified otherwise. [4] Prices based on F.O.B. City of Industry, CA. [5] Prices subject to change without notice.

Deadbolts and Auxiliary Locks - Mechanical

DBD / DBDI Grade 1 Deadbolt Lock



DBDI Series	Function	Finish	
		622	626
<i>SFIC housing only; SFIC core not included; 2-3/4" backset, standard</i>			
DBDI-61	Single cylinder x thumb turn	151.00	143.00
DBDI-62	Double cylinder	184.00	178.00
DBDI-81	Single cylinder x blank plate	139.00	129.00
STANDARD DISCOUNT ONLY No extra charge if ordered with lock only			
DBD-Latch-2-3/8"	2-3/8" backset latch	32.00	32.00

Order string is as follows:
[Series]-[Function]-[Finish]-[Cylinder]


Example order: DBD-61-622-SC

To view the full How to Order, visit townsteel.com/documents/dbd-how-to-order

[1] All standard cylinders come with 6-pin Schlage® "C" keyway only. [2] MK, GMK, & GGMK are available at an additional charge. [3] All locks come with standard ANSI strike unless specified otherwise. [4] Prices based on F.O.B. City of Industry, CA. [5] Prices subject to change without notice.

Deadbolts and Auxiliary Locks - Mechanical

DBT / DBTI Grade 2 Deadbolt Lock



DBT-61 with KIK cylinder shown

DBT-50 is available with 2-3/4" standard, all other functions are with adjustable backset to 2-3/4" or 2-3/8".

DBT Series	Function	Finish		
		622	626	630
<i>With 6-pin regular SC cylinder, standard</i>				
DBT-50	Thumb turn only	48.00	45.00	41.00
DBT-52	Thumb turn with blank plate	66.00	63.00	60.00
DBT-61	Single cylinder x thumb turn	95.00	92.00	90.00
DBT-62	Double cylinder	123.00	121.00	118.00
DBT-65	Single cylinder x thumb turn (Classroom)	107.00	103.00	101.00
DBT-70	Deadbolt with indicator	67.00	65.00	61.00

[1] All standard cylinders come with 6-pin Schlage® "C" keyway only. [2] MK, GMK, & GGK are available at an additional charge. [3] All locks come with standard ANSI strike unless specified otherwise. [4] Prices based on F.O.B. City of Industry, CA. [5] Prices subject to change without notice.

Deadbolts and Auxiliary Locks - Mechanical

DBT / DBTI Grade 2 Deadbolt Lock



DBTI-61 with SFIC cylinder shown

DBT-50 is available with 2-3/4" standard, all other functions are with adjustable backset.

DBTI Series	Function	Finish		
		622	626	630
<i>SFIC core only; SFIC core not included</i>				
DBTI-61	Single cylinder x thumb turn	95.00	92.00	90.00
DBTI-62	Double cylinder	123.00	121.00	118.00
DBTI-65	Single cylinder x thumb turn (Classroom)	107.00	103.00	101.00

Order string is as follows:

[Series]-[Function]-[Finish]-[Backset]-[Cylinder]

Example order: DBT-61-622

To view the full How to Order, visit townsteel.com/documents/dbt

[1] All standard cylinders come with 6-pin Schlage® "C" keyway only. [2] MK, GMK, & GGMK are available at an additional charge. [3] All locks come with standard ANSI strike unless specified otherwise. [4] Prices based on F.O.B. City of Industry, CA. [5] Prices subject to change without notice.

Deadbolts and Auxiliary Locks - Mechanical

DBM Mortise Deadbolt Lock




DBM Series	Function	Finish						
		605*	606*	622*	625*	626	629*	630
<i>With standard 6-pin cylinder</i>								
DBM-15	Classroom Deadlock, key O/S by turn piece I/S; single cylinder and thumb turn	420.00	420.00	461.00	420.00	378.00	461.00	461.00
DBM-16	Deadlock by key on either side; double cylinder	420.00	420.00	461.00	420.00	378.00	461.00	461.00
DBM-17	Deadlock by key O/S and turn piece I/S; single cylinder and thumb turn	420.00	420.00	461.00	420.00	378.00	461.00	461.00

* Minimum order quantity required, please check with factory

[1] All standard cylinders come with 6-pin Schlage® "C" keyway only. [2] MK, GMK, & GGK are available at an additional charge. [3] All locks come with standard ANSI strike unless specified otherwise. [4] Prices based on F.O.B. City of Industry, CA. [5] Prices subject to change without notice.

Deadbolts and Auxiliary Locks - Mechanical

DBM Mortise Deadbolt Lock



DBM Series	Function	Finish						
		605*	606*	622*	625*	626	629*	630
<i>With standard 6-pin cylinder</i>								
DBM-18	Deadlock by key one side only; single cylinder and blank plate	398.00	398.00	441.00	398.00	358.00	441.00	441.00
DBM-29	Exit lock	398.00	398.00	441.00	398.00	358.00	441.00	441.00

Order string is as follows:
 [Series]-[Function]-[Finish]-[Cylinder]

Example order: DBM-18-626-IC7

To view the full How to Order, visit townsteel.com/documents/dbm

* Minimum order quantity required, please check with factory

[1] All standard cylinders come with 6-pin Schlage® "C" keyway only. [2] MK, GMK, & GGMK are available at an additional charge. [3] All locks come with standard ANSI strike unless specified otherwise. [4] Prices based on F.O.B. City of Industry, CA. [5] Prices subject to change without notice.

Deadbolts and Auxiliary Locks - Mechanical

NYG-A1000 and NYG-A2000 Gate Locks



NYG-A1000 shown

NYG Series	Function	Finish
		622
NYG-A1000	Single side grip gate lock, screw pack for wood or steel door	136.00
NYG-A2000	Double side grip gate lock, screw pack for wood or steel door	250.00

For more information, contact the factory at:
info@townsteel.com

[1] All standard cylinders come with 6-pin Schlage® "C" keyway only. [2] MK, GMK, & GGK are available at an additional charge. [3] All locks come with standard ANSI strike unless specified otherwise. [4] Prices based on F.O.B. City of Industry, CA. [5] Prices subject to change without notice.

Deadbolts and Auxiliary Locks - Mechanical

NYP-A1000 Paddle Exit Device



NYP-A1000 shown

NYP Series	Description	Finish	
		622	626
NYP-A1000-RHR	Stainless steel bolt and strike with heavy gauge steel construction; comes with screw pack for wood or steel door Right hand reverse handing	478.00	478.00
NYP-A1000-LHR	Stainless steel bolt and strike with heavy gauge steel construction; comes with screw pack for wood or steel door Left hand reverse handing	478.00	478.00

For more information, contact the factory at:

info@townsteel.com

[1] All standard cylinders come with 6-pin Schlage® "C" keyway only. [2] MK, GMK, & GGMK are available at an additional charge. [3] All locks come with standard ANSI strike unless specified otherwise. [4] Prices based on F.O.B. City of Industry, CA. [5] Prices subject to change without notice.

Electronic Locks and Software

ELECTRONIC LOCKS AND SOFTWARE	PAGE
Electronic Product Matrix.....	217
Electronic Locks and Software - Standalone.....	218
Hardware.....	218
Cylindrical.....	218
e-Elite 2000.....	218
e-Elite 2900.....	219
e-Elite 4000.....	220
e-Elite 5000BLE and e-Elite 5000RF.....	221
FCE-2000.....	223
FCE-4000.....	225
XCE-2000.....	227
XCE-9000.....	229
Mortise.....	231
e-Kontos 2000.....	231
e-Kontos 2900.....	232
e-Kontos 5000BLE and e-Kontos 5000RF.....	233
e-Cronus 2000.....	235
e-Cronus 4000.....	236
e-Cronus 5000BLE and e-Cronus 5000RF.....	237
FME-2000.....	239
XME-2000.....	241
FME-4000.....	243
XME-9000.....	244

Electronic Locks and Software

ELECTRONIC LOCKS AND SOFTWARE CONTINUED	PAGE
Interconnected	245
e-Genius 2000	245
e-Genius 2990	246
e-Genius 4000	247
e-Genius 5000BLE and e-Genius 5000RF.	248
e-Genius 5990BLE and e-Genius 5990RF.	250
Exit Device Trims.	252
2000 Series EKE Electronic Kestros Escutcheon Lever Trim	252
4000 Series EKE Electronic Kestros Escutcheon Lever Trim	254
5000 Series EKE Electronic Kestros Escutcheon Lever Trim	258
Deadbolts.	262
e-Smart 2000	262
e-Smart 4000	263
e-Smart 5000BLE and e-Smart 5000RF	264
Accessories	266
Gateways	266
Power Supplies	267
Key Fobs, Cards, and Stickers	269
Electronic Locks and Software - Access Control	270
Hardware.	270
Cylindrical	270
e-Elite 6000.	270
e-Elite 7000.	271

Electronic Locks and Software

ELECTRONIC LOCKS AND SOFTWARE CONTINUED	PAGE
Mortise	272
e-Kontos 6000	272
e-Kontos 7000	273
e-Cronus 6000	274
e-Cronus 7000	275
e-Trident 6000	276
Interconnected	278
e-Genius 6000	278
e-Genius 7000	279
Exit Device Trims.	280
6000 Series EKE Electronic Kestros Escutcheon Lever Trim	280
7000 Series EKE Electronic Kestros Escutcheon Lever Trim	282
Deadbolts.	284
e-Smart 6000	284
Software	285
Maxx Access Software	285
AegisSecure Software	286
Accessories	287
Programmings, Encoders, and Gateways.	287
Readers	288
Controllers.	289
Key Fobs and Cards	290

Electronic Locks and Software

Electronic Product Matrix

Each of our electronic series is tailored to meet a wide variety of applications, providing cutting-edge features to elevate your projects. Explore the following series descriptions to find the perfect match for your requirements.

Lock Type / Series	Description	Applications
2000 Series (Metal Keypad)	Standalone, 4xAA batteries, 4-6 digit Pin Codes, 100 user codes, Push button	Commercial: Offices, hospitals, warehouses, small properties, back of house...etc
4000 Series (RFID & Touch Keypad)	Standalone, 4 x AA batteries, 6-10 digit Pin codes, MIFARE keycards, 450 PINs / keycards, capacitive keypad	Residential / Commercial: Rental, residential, offices, small properties, back of house...etc
5000 BLE Series (RFID & Touch Keypad)	Bluetooth, offline, mobile app management, 2000 audit trails, additional specs same as 4000 Series	Residential / Commercial: Rental, residential, Offices, small properties, back of house...etc
5000 RF Series (RFID & Touch Keypad)	Gateway required, online, mobile app management, 2000 audit trails, additional specs same as 4000 Series	Residential / Commercial: AirBnB, Rental, residential, Offices, small properties, back of house...etc
6000 Series Maxx Access System (RFID)	RFID only, offline locks, PC management, Perimeter control and elevator control option, Encoder and door lock programmer required.	Multi-family, student housing, senior living, large offices

Electronic Locks and Software - Standalone

e-Elite 2000



Left: Sentinel lever
Right: Quest lever

e-Elite Series	Description	Finish		
		619	622	626
EE21T (Rigid)	Standard 12-key illuminated keypad, cylindrical, rigid lever, programmable at the lock* Each lock has 100 user codes, 5 service codes, and 1 master code capacity	904.00	904.00	904.00
EE22T (Clutching)	Standard 12-key illuminated keypad, cylindrical, clutching lever, programmable at the lock* Each lock has 100 user codes, 5 service codes, and 1 master code capacity	904.00	904.00	904.00

Order string is as follows:

[Series][Lockbody]-[Lever][Handing][Finish]-[Cylinder]-[Backset]

Example order: EE21T-SLH619-SC-R

To view the full How to Order, visit townsteel.com/documents/e-elite-2000-cut-sheet/

* Standard 6-pin KIK cylinder with Schlage® "C" keyway; other options include: SFIC, SLFIC, CLFIC, HS (High Security). Additional charge will apply. IC is less core.

[1] All standard cylinders come with 6-pin Schlage® "C" keyway only. [2] MK, GMK, & GGMK are available at an additional charge. [3] All locks come with standard ANSI strike unless specified otherwise. [4] Prices based on F.O.B. City of Industry, CA. [5] Prices subject to change without notice.

Electronic Locks and Software - Standalone

e-Elite 2900



Left: Sentinel lever
Right: Quest lever

e-Elite Series	Description	Finish		
		619	622	626
EE291T (Rigid)	<p>Privacy electronic cylindrical lock, rigid lever. Pushing the privacy button on inside locks the lock and indicates privacy*</p> <p>Each lock has 100 user codes, 5 service codes, 5 manager codes, and 1 master code capacity</p>	1,035.00	1,035.00	1,035.00
EE292T (Clutching)	<p>Privacy electronic cylindrical lock, clutching lever. Pushing the privacy button on inside locks the lock and indicates privacy*</p> <p>Each lock has 100 user codes, 5 service codes, 5 manager codes, and 1 master code capacity</p>	1,035.00	1,035.00	1,035.00

Order string is as follows:

[Series][Lockbody]-[Lever][Handing][Finish]-[Cylinder]-[Backset]

Example order: EE291T-SLH619-SC-R

To view the full How to Order, visit townsteel.com/documents/e-elite-2900-cut-sheet/

* Standard 6-pin KIK cylinder with Schlage® "C" keyway; other options include: SFIC, SLFIC, CLFIC, HS (High Security). Additional charge will apply. IC is less core.

[1] All standard cylinders come with 6-pin Schlage® "C" keyway only. [2] MK, GMK, & GGK are available at an additional charge. [3] All locks come with standard ANSI strike unless specified otherwise. [4] Prices based on F.O.B. City of Industry, CA. [5] Prices subject to change without notice.

Electronic Locks and Software - Standalone

e-Elite 4000



Quest lever shown

e-Elite Series	Description	Finish		
		619	622	626
EE41T (Rigid)	Touch keypad smart cylindrical lock, rigid lever, a maximum of 400 user codes capacity (interchangeable with keycards / fobs); includes 2 RFID keycards and 2 RFID stickers*	904.00	904.00	904.00
EE42T (Clutching)	Touch keypad smart cylindrical lock, clutching lever, a maximum of 400 user codes capacity (interchangeable with keycards / fobs); includes 2 RFID keycards and 2 RFID stickers*	904.00	904.00	904.00

Order string is as follows:

[Series][Lockbody]-[Lever][Handing][Finish]-[Cylinder]-[Backset]

Example order: EE41T-SLH619-SC-R

To view the full How to Order, visit townsteel.com/documents/e-elite-4000-cut-sheet/

* Standard 6-pin KIK cylinder with Schlage® "C" keyway; other options include: SFIC, SLFIC, CLFIC, HS (High Security). Additional charge will apply.

[1] All standard cylinders come with 6-pin Schlage® "C" keyway only. [2] MK, GMK, & GGMK are available at an additional charge. [3] All locks come with standard ANSI strike unless specified otherwise. [4] Prices based on F.O.B. City of Industry, CA. [5] Prices subject to change without notice.

Electronic Locks and Software - Standalone

e-Elite 5000BLE and e-Elite 5000RF



Quest lever shown

e-Elite Series	Description	Finish		
		619	622	626
EE51RT	Rigid, Touch keypad smart cylindrical lock with WiFi, rigid lever, with a maximum of 400 user codes capacity (interchangeable with keycards / fobs); includes 2 RFID keycards and 2 RFID stickers* Must pair with RF gateway to go online; gateway sold separately. See GW-915 on page 266	965.00	965.00	965.00
EE52RT	Clutched, Touch keypad smart cylindrical lock with WiFi, clutching lever, with a maximum of 400 user codes capacity (interchangeable with keycards / fobs); includes 2 RFID keycards and 2 RFID stickers* Must pair with RF gateway to go online; gateway sold separately. See GW-915 on page 266	965.00	965.00	965.00
EE51BT	Touch keypad smart cylindrical lock with Bluetooth, rigid lever, with a maximum of 400 user codes capacity (interchangeable with keycards / fobs); includes 2 RFID keycards and 2 RFID stickers*	965.00	965.00	965.00

* Standard 6-pin KIK cylinder with Schlage® "C" keyway; other options include: SFIC, SLFIC, CLFIC, HS (High Security). Additional charge will apply.

[1] All standard cylinders come with 6-pin Schlage® "C" keyway only. [2] MK, GMK, & GGMK are available at an additional charge. [3] All locks come with standard ANSI strike unless specified otherwise. [4] Prices based on F.O.B. City of Industry, CA. [5] Prices subject to change without notice.

Electronic Locks and Software - Standalone

e-Elite 5000BLE and e-Elite 5000RF



Quest lever shown

e-Elite Series	Description	Finish		
		619	622	626
EE52BT	Touch keypad smart cylindrical lock with Bluetooth, clutching lever, with a maximum of 400 user codes capacity (interchangeable with keycards / fobs); includes 2 RFID keycards and 2 RFID stickers*	965.00	965.00	965.00

Order string is as follows:

[Series][Lockbody][Wireless Connection]-[Lever][Handing][Finish]-[Cylinder]-[Backset]

Example order: EE51BT-SLH619-SF7-R

To view the full How to Order, visit townsteel.com/documents/e-elite-5000-cut-sheet/

[1] All standard cylinders come with 6-pin Schlage® "C" keyway only. [2] MK, GMK, & GGMK are available at an additional charge. [3] All locks come with standard ANSI strike unless specified otherwise. [4] Prices based on F.O.B. City of Industry, CA. [5] Prices subject to change without notice.

Electronic Locks and Software - Standalone

FCE-2000



Sentinel lever shown

FCE Series	Description	Finish	
		622	626
FCE-2010 or IC	Rigid, Cylindrical Lockset, Keycard, Standard Cylinder Schlage® "C" Keyway, or Small Format 6 or 7 pin less core, or LFIC Schlage® / Corbin Russwin® 6 pin less core Maximum 250 office and user keycards capacity	928.00	928.00
FCE-2020 or IC	Clutched, Cylindrical Lockset, Keycard, Standard Cylinder Schlage® "C" Keyway, or Small Format 6 or 7 pin less core, or LFIC Schlage® / Corbin Russwin® 6 pin less core Maximum 250 office and user keycards capacity	1,015.00	1,015.00
FCE-2030 or IC	Rigid, Cylindrical Lockset, Keycard, High Security cylinder, Townsteel "L" keyway, Regular 6 pin, SFIC 7 pin less core Maximum 250 office and user keycards capacity	1,102.00	1,102.00
FCE-2040 or IC	Clutched, Cylindrical Lockset, Keycard, High Security cylinder, Townsteel "L" keyway, Regular 6 pin, SFIC 7 pin less core Maximum 250 office and user keycards capacity	1,190.00	1,190.00

[1] All standard cylinders come with 6-pin Schlage® "C" keyway only. [2] MK, GMK, & GGMK are available at an additional charge. [3] All locks come with standard ANSI strike unless specified otherwise. [4] Prices based on F.O.B. City of Industry, CA. [5] Prices subject to change without notice.

Electronic Locks and Software - Standalone

FCE-2000



Sentinel lever shown

FCE Series	Description	Finish	
		622	626
FCE S2200	RFID Programming Pack, (Service Pack); Includes: Programming, Register and Clear Keycards	8.00 - net unit price	8.00 - net unit price

Programming pack not included. One (1) programming pack per job required.

Order string is as follows:

[Series]-[Lockbody][Cylinder]-[Lever]-[Finish]-[Backset]

Example order: FCE-2010-S-626

To view the full How to Order, visit townsteel.com/documents/fce2000-how-to-order/

[1] All standard cylinders come with 6-pin Schlage® "C" keyway only. [2] MK, GMK, & GGMK are available at an additional charge. [3] All locks come with standard ANSI strike unless specified otherwise. [4] Prices based on F.O.B. City of Industry, CA. [5] Prices subject to change without notice.

Electronic Locks and Software - Standalone

FCE-4000



Sentinel lever shown

FCE Series	Description	Finish	
		622	626
FCE-4010 or IC	Rigid, Cylindrical Lockset, Keycard, Standard Cylinder Schlage® "C" Keyway, or Small Format 6 or 7 pin less core, or LFIC Schlage® / Corbin Russwin® 6 pin less core Designed for school lockdown programs; RFID integrated, maximum 250 office and user keycards capacity, 1 remote control unit included per lock unless specified	1,169.00	1,169.00
FCE-4020 or IC	Clutched, Cylindrical Lockset, Keycard, Standard Cylinder Schlage® "C" Keyway, or Small Format 6 or 7 pin less core, or LFIC Schlage® / Corbin Russwin® 6 pin less core Designed for school lockdown programs; RFID integrated, maximum 250 office and user keycards capacity, 1 remote control unit included per lock unless specified	1,169.00	1,169.00
FCE-4030 or IC	Rigid, Cylindrical Lockset, Keycard, High Security cylinder, Townsteel "L" keyway, Regular 6 pin, SFIC 7 pin less core Designed for school lockdown programs; RFID integrated, maximum 250 office and user keycards capacity, 1 remote control unit included per lock unless specified	1,344.00	1,344.00

[1] All standard cylinders come with 6-pin Schlage® "C" keyway only. [2] MK, GMK, & GGMK are available at an additional charge. [3] All locks come with standard ANSI strike unless specified otherwise. [4] Prices based on F.O.B. City of Industry, CA. [5] Prices subject to change without notice.

Electronic Locks and Software - Standalone

FCE-4000



Sentinel lever shown

FCE Series	Description	Finish	
		622	626
FCE-4040 or IC	Clutched, Cylindrical Lockset, Keycard, High Security cylinder, Townsteel "L" keyway, Regular 6 pin, SFIC 7 pin less core Designed for school lockdown programs; RFID integrated, maximum 250 office and user keycards capacity, 1 remote control unit included per lock unless specified	1,344.00	1,344.00
FCE S4200	RFID Service Pack; Includes: Programming, Register, Clear, Database, and Lockdown Cancellation Keycards	8.00 - net unit price	8.00 - net unit price

Programming pack not included. One (1) programming pack per job required.

Order string is as follows:

[Series]-[Lockbody][Cylinder]-[Lever]-[Finish]-[Backset]

Example order: FCE-4010-S-626

To view the full How to Order, visit townsteel.com/support/product-documents/fce-4000-cut-sheet/

[1] All standard cylinders come with 6-pin Schlage® "C" keyway only. [2] MK, GMK, & GGK are available at an additional charge. [3] All locks come with standard ANSI strike unless specified otherwise. [4] Prices based on F.O.B. City of Industry, CA. [5] Prices subject to change without notice.

Electronic Locks and Software - Standalone

XCE-2000



Sentinel lever shown

XCE Series	Description	Finish	
		622	626
XCE-2010 or IC	<p>Rigid, Electronic Cylindrical Lockset, Keycard, Standard Cylinder Schlage® "C" Keyway, or Small Format 6 or 7 pin less core, or LFIC Schlage® / Corbin Russwin® 6 pin less core</p> <p>Each lock can be programmed with 100 user codes, 5 manager codes (optional), 5 service codes, and 1 master code</p>	830.00	830.00
XCE-2020 or IC	<p>Clutched, Electronic Cylindrical Lockset, Keycard, Standard Cylinder Schlage® "C" Keyway, or Small Format 6 or 7 pin less core, or LFIC Schlage® / Corbin Russwin® 6 pin less core</p> <p>Each lock can be programmed with 100 user codes, 5 manager codes (optional), 5 service codes, and 1 master code</p>	928.00	928.00

[1] All standard cylinders come with 6-pin Schlage® "C" keyway only. [2] MK, GMK, & GGMK are available at an additional charge. [3] All locks come with standard ANSI strike unless specified otherwise. [4] Prices based on F.O.B. City of Industry, CA. [5] Prices subject to change without notice.

Electronic Locks and Software - Standalone

XCE-2000



Sentinel lever shown

XCE Series	Description	Finish	
		622	626
XCE-2030 or IC	Rigid, Electronic Cylindrical Lockset High Security cylinder, Townsteel "L" keyway, Regular 6 pin, SFIC 7 pin less core Each lock can be programmed with 100 user codes, 5 manager codes (optional), 5 service codes, and 1 master code	1,006.00	1,006.00
XCE-2040 or IC	Clutched, Electronic Cylindrical Lockset High Security cylinder, Townsteel "L" keyway, Regular 6 pin, SFIC 7 pin less core Each lock can be programmed with 100 user codes, 5 manager codes (optional), 5 service codes, and 1 master code	1,102.00	1,102.00

Order string is as follows:

[Series]-[Lockbody][Cylinder]-[Lever]-[Finish]-[Backset]

Example order: XCE-2010-S-626

To view the full How to Order, visit townsteel.com/documents/xce2000-how-to-order/

[1] All standard cylinders come with 6-pin Schlage® "C" keyway only. [2] MK, GMK, & GGK are available at an additional charge. [3] All locks come with standard ANSI strike unless specified otherwise. [4] Prices based on F.O.B. City of Industry, CA. [5] Prices subject to change without notice.

Electronic Locks and Software - Standalone

XCE-9000



Sentinel lever shown

XCE Series	Description	Finish	
		622	626
XCE-9010 or IC	Rigid, Electronic Cylindrical Lockset Standard Cylinder Schlage® "C" Keyway, or Small Format 6 or 7 pin less core, or LFIC Schlage® / Corbin Russwin® 6 pin less core Designed for school lockdown programs; each lock can have maximum 10 user codes and 1 remote control unit (RCU) per lock is included which can pair with multiple locks	1,071.00	1,071.00
XCE-9020 or IC	Clutched, Electronic Cylindrical Lockset Standard Cylinder Schlage® "C" Keyway , or Small Format 6 or 7 pin less core, or LFIC Schlage® / Corbin Russwin® 6 pin less core Designed for school lockdown programs; each lock can have maximum 10 user codes and 1 remote control unit (RCU) per lock is included which can pair with multiple locks	1,071.00	1,071.00

[1] All standard cylinders come with 6-pin Schlage® "C" keyway only. [2] MK, GMK, & GGK are available at an additional charge. [3] All locks come with standard ANSI strike unless specified otherwise. [4] Prices based on F.O.B. City of Industry, CA. [5] Prices subject to change without notice.

Electronic Locks and Software - Standalone

XCE-9000



Sentinel lever shown

XCE Series	Description	Finish	
		622	626
XCE-9030 or IC	Rigid, Electronic Cylindrical Lockset High Security cylinder, Townsteel "L" keyway, Regular 6 pin, SFIC 7 pin less core Designed for school lockdown programs; each lock can have maximum 10 user codes and 1 remote control unit (RCU) per lock is included which can pair with multiple locks	1,246.00	1,246.00
XCE-9040 or IC	Clutched, Electronic Cylindrical Lockset High Security cylinder, Townsteel "L" keyway, Regular 6 pin, SFIC 7 pin less core Designed for school lockdown programs; each lock can have maximum 10 user codes and 1 remote control unit (RCU) per lock is included which can pair with multiple locks	1,246.00	1,246.00

Order string is as follows:

[Series]-[Lockbody][Cylinder]-[Lever]-[Finish]-[Backset]

Example order: XCE-9010-S-626

To view the full How to Order, visit townsteel.com/support/product-documents/xce-9000-cut-sheet/

[1] All standard cylinders come with 6-pin Schlage® "C" keyway only. [2] MK, GMK, & GGK are available at an additional charge. [3] All locks come with standard ANSI strike unless specified otherwise. [4] Prices based on F.O.B. City of Industry, CA. [5] Prices subject to change without notice.

Electronic Locks and Software - Standalone

e-Kontos 2000



e-Kontos 1B with Sentinel lever shown

e-Kontos Series	Description	Finish	
		622	626
EKO1B2R	e-Kontos 2000 series electronic mortise lock, with Cylinder, Metal keypad and rigid levers	1,356.00	1,356.00
EKO1B2C	e-Kontos 2000 series electronic mortise lock, with Cylinder, Metal keypad and clutched levers	1,356.00	1,356.00
EKO1B2X	e-Kontos 2000 series electronic mortise lock, with Cylinder, Metal keypad and automatic deadbolt	1,445.00	1,445.00

Order string is as follows:

[Trim Series][Model Series][Lockbody]-[Lever][Handing]-[Finish]

Example order: EKO1B2R-S-LH-626

For complete How to Order information, contact info@townsteel.com

[1] All standard cylinders come with 6-pin Schlage® "C" keyway only. [2] MK, GMK, & GGMK are available at an additional charge. [3] All locks come with standard ANSI strike unless specified otherwise. [4] Prices based on F.O.B. City of Industry, CA. [5] Prices subject to change without notice.

Electronic Locks and Software - Standalone

e-Kontos 2900



Sentinel lever shown

e-Kontos Series	Description	Finish	
		622	626
EKO1B29R	e-Kontos electronic mortise lock with standard keypad and rigid levers	1,445.00	1,445.00
EKO1B29C	e-Kontos electronic mortise lock with standard keypad and clutched levers	1,445.00	1,445.00
EKO1B29X	e-Kontos electronic mortise lock with standard keypad and automatic deadbolt	1,445.00	1,445.00

Order string is as follows:

[Trim Series][Model Series][Lockbody]-[Lever][Handing]-[Finish]

Example order: EKO1B29C-SLH-626

To view the full How to Order, visit townsteel.com/documents/???

[1] All standard cylinders come with 6-pin Schlage® "C" keyway only. [2] MK, GMK, & GGMK are available at an additional charge. [3] All locks come with standard ANSI strike unless specified otherwise. [4] Prices based on F.O.B. City of Industry, CA. [5] Prices subject to change without notice.

Electronic Locks and Software - Standalone

e-Kontos 5000BLE and e-Kontos 5000RF



e-Kontos 1B with Sentinel lever shown

e-Kontos 1B Series	Description	Finish	
		622	626
EKO1B5BR	e-Kontos 1B 5000-BLE (Bluetooth), electronic mortise, rigid, touch keypad*	1,445.00	1,445.00
EKO1B5BC	e-Kontos 1B 5000-BLE (Bluetooth), electronic mortise, clutched, touch keypad*	1,445.00	1,445.00
EKO1B5BX	e-Kontos 1B 5000-BLE (Bluetooth), electronic mortise, automatic deadbolt, touch keypad*	1,445.00	1,445.00

* Any mortise cylinder can be used. Comes with standard Schlage® "C" keyway

[1] All standard cylinders come with 6-pin Schlage® "C" keyway only. [2] MK, GMK, & GGMK are available at an additional charge. [3] All locks come with standard ANSI strike unless specified otherwise. [4] Prices based on F.O.B. City of Industry, CA. [5] Prices subject to change without notice.

Electronic Locks and Software - Standalone

e-Kontos 5000BLE and e-Kontos 5000RF



e-Kontos 1B with Sentinel lever shown

e-Kontos 1B Series	Description	Finish	
		622	626
EKO1B5RR	e-Kontos 1B 5000-RF (WiFi), electronic mortise, rigid, touch keypad* Must pair with RF gateway to go online; gateway sold separately. See GW-915 on page 266	1,445.00	1,445.00
EKO1B5RC	e-Kontos 1B 5000-RF (WiFi), electronic mortise, clutched, touch keypad* Must pair with RF gateway to go online; gateway sold separately. See GW-915 on page 266	1,445.00	1,445.00
EKO1B5RX	e-Kontos 1B 5000-RF (WiFi), electronic mortise, automatic deadbolt, touch keypad* Must pair with RF gateway to go online; gateway sold separately. See GW-915 on page 266	1,445.00	1,445.00

Order string is as follows:

[Trim Series][Model Series][Lockbody][Lever][Handing]-[Finish]

Example order: EKO1B5RC-SLH-626

To view the full How to Order, visit townsteel.com/documents/e-kontos-cut-sheet

* Any mortise cylinder can be used. Comes with standard Schlage® "C" keyway

[1] All standard cylinders come with 6-pin Schlage® "C" keyway only. [2] MK, GMK, & GGMK are available at an additional charge. [3] All locks come with standard ANSI strike unless specified otherwise. [4] Prices based on F.O.B. City of Industry, CA. [5] Prices subject to change without notice.

Electronic Locks and Software - Standalone

e-Cronus 2000



e-Cronus 2B 2000 with Gala lever shown

e-Cronus 2B Series	Description	Finish		
		619	622	626
ECR2B2R (Rigid)	e-Cronus 2B 2000 series electronic mortise lock with standard keypad and rigid levers*	1,254.00	1,254.00	1,254.00
ECR2B2C (Clutching)	e-Cronus 2B series electronic mortise lock with standard keypad and clutching levers*	1,254.00	1,254.00	1,254.00
ECR2B2X (XADB)	e-Cronus 2B series electronic mortise lock with standard keypad and automatic deadbolt*	1,341.00	1,341.00	1,341.00

Order string is as follows:

[Trim Series][Model Series][Lockbody]-[Lever][Handing]-[Finish]

Example order: ECR2B2R-SRH-626

To view the full How to Order, visit townsteel.com/documents/e-cronus-cut-sheet

* Optional cylinders: SFIC, SLFIC, CLFIC, or HS (High Security); additional charges will apply; IC is less core

[1] All standard cylinders come with 6-pin Schlage® "C" keyway only. [2] MK, GMK, & GGMK are available at an additional charge. [3] All locks come with standard ANSI strike unless specified otherwise. [4] Prices based on F.O.B. City of Industry, CA. [5] Prices subject to change without notice.

Electronic Locks and Software - Standalone

e-Cronus 4000



e-Cronus 2B series with Gala lever shown

e-Cronus 2B Series	Description	Finish	
		622	626
ECR2B4R	e-Cronus 2B 4000 series electronic mortise lock with touch keypad and rigid levers*	1,254.00	1,254.00
ECR2B4C	e-Cronus 2B 4000 series electronic mortise lock with touch keypad and clutched levers*	1,254.00	1,254.00
ECR2B4X	e-Cronus 2B 4000 series electronic mortise lock with touch keypad and automatic deadbolt*	1,341.00	1,341.00

Order string is as follows:

[Trim Series][Model Series][Lockbody]-[Lever][Handing]-[Finish]

Example order: ECR2B4R-SRH-626

To view the full How to Order, visit townsteel.com/documents/e-cronus-cut-sheet

* Optional cylinders: SFIC, SLFIC, CLFIC, or HS (High Security); additional charges will apply; IC is less core

[1] All standard cylinders come with 6-pin Schlage® "C" keyway only. [2] MK, GMK, & GGMK are available at an additional charge. [3] All locks come with standard ANSI strike unless specified otherwise. [4] Prices based on F.O.B. City of Industry, CA. [5] Prices subject to change without notice.

Electronic Locks and Software - Standalone

e-Cronus 5000BLE and e-Cronus 5000RF



e-Cronus 2B XADB with Gala lever shown

e-Cronus 2B Series	Description	Finish	
		622	626
ECR2B5BR	e-Cronus 2B 5000 BLE (Bluetooth) electronic mortise lock with touch keypad and rigid levers*	1,333.00	1,333.00
ECR2B5BC	e-Cronus 2B 5000 BLE (Bluetooth) electronic mortise lock with touch keypad and cluted levers*	1,333.00	1,333.00
ECR2B5BX	e-Cronus 2B 5000 BLE (Bluetooth) electronic mortise lock with touch keypad and automatic deadbolt*	1,422.00	1,422.00

* Optional cylinders: SFIC, SLFIC, CLFIC, or HS (High Security); additional charges will apply; IC is less core

[1] All standard cylinders come with 6-pin Schlage® "C" keyway only. [2] MK, GMK, & GGMK are available at an additional charge. [3] All locks come with standard ANSI strike unless specified otherwise. [4] Prices based on F.O.B. City of Industry, CA. [5] Prices subject to change without notice.

Electronic Locks and Software - Standalone

e-Cronus 5000BLE and e-Cronus 5000RF



e-Cronus 2B XADB with Gala lever shown

e-Cronus 2B Series	Description	Finish	
		622	626
ECR2B5RR (Rigid)	e-Cronus 2B 5000 RF (WiFi) electronic mortise lock with touch keypad and rigid levers.* Must pair with RF gateway to go online; gateway sold separately. See GW-915 on page 266	1,333.00	1,333.00
ECR2B5RC (Clutching)	e-Cronus 2B 5000 RF (WiFi) electronic mortise lock with touch keypad and clutched levers.* Must pair with RF gateway to go online; gateway sold separately. See GW-915 on page 266	1,333.00	1,333.00
ECR2B5RX (XADB)	e-Cronus 2B 5000 RF (WiFi) electronic mortise lock with touch keypad and automatic deadbolt.* Must pair with RF gateway to go online; gateway sold separately. See GW-915 on page 266	1,422.00	1,422.00

Order string is as follows:

[Trim Series][Model Series][Lockbody]-[Lever][Handing]-[Finish]

Example order: ECR2B5RR-SRH-626

To view the full How to Order, visit townsteel.com/documents/e-cronus-cut-sheet

* Optional cylinders: SFIC, SLFIC, CLFIC, or HS (High Security); additional charges will apply; IC is less core

[1] All standard cylinders come with 6-pin Schlage® "C" keyway only. [2] MK, GMK, & GGMK are available at an additional charge. [3] All locks come with standard ANSI strike unless specified otherwise. [4] Prices based on F.O.B. City of Industry, CA. [5] Prices subject to change without notice.

Electronic Locks and Software - Standalone

FME-2000



Sentinel lever shown

FME Series	Description	Finish	
		622	626
FME-2010 or IC	Rigid, Mortise Lockset, Keycard, Standard Cylinder C Keyway, or Small Format 6 or 7 pin, or LFIC Schlage®/Corbin Russwin® 6 pin, less core	1,319.00	1,319.00
FME-2020 or IC	Clutched, Mortise Lockset, Keycard, Standard Cylinder C Keyway, or Small Format 6 or 7 pin, or LFIC Schlage®/Corbin Russwin® 6 pin, less core	1,443.00	1,443.00
FME-2030 or IC	Rigid, Mortise Lockset, Keycard, High Security cylinder, Townsteel "L" keyway, Regular 6 pin, SFIC 7 pin, less core	1,548.00	1,548.00
FME-2040 or IC	Clutched, Electronic Mortise Lockset, Keycard, High Security cylinder, Townsteel "L" keyway, Regular 6 pin, SFIC 7 pin, less core	1,668.00	1,668.00
FME-2050 or IC	Rigid, Mortise Lockset, Keycard, with Deadbolt Standard Cylinder C Keyway, or Small Format 6 or 7 pin, or LFIC Schlage®/Corbin Russwin® 6 pin, less core	1,319.00	1,319.00
FME-2060 or IC	Clutched, Mortise Lockset, Keycard, with Deadbolt Standard Cylinder C Keyway, or Small Format 6 or 7 pin, or LFIC Schlage®/Corbin Russwin® 6 pin, less core	1,443.00	1,443.00
FME-2070 or IC	Rigid, Mortise Lockset, Keycard, with Deadbolt High Security cylinder, Townsteel "L" keyway, Regular 6 pin, SFIC 7 pin, less core	1,548.00	1,548.00

[1] All standard cylinders come with 6-pin Schlage® "C" keyway only. [2] MK, GMK, & GGK are available at an additional charge. [3] All locks come with standard ANSI strike unless specified otherwise. [4] Prices based on F.O.B. City of Industry, CA. [5] Prices subject to change without notice.

Electronic Locks and Software - Standalone

FME-2000



Sentinel lever shown

FME Series	Description	Finish	
		622	626
FME-2080 or IC	Clutched, Electronic Mortise Lockset, Keycard, with Deadbolt High Security cylinder, Townsteel "L" keyway, Regular 6 pin, SFIC 7 pin, less core	1,668.00	1,668.00
Programming Pack	RFID Programming Pack, (Service Pack); Includes: Programming, Register and Clear Keycards	8.00 - net unit price	8.00 - net unit price

Programming pack not included. One (1) programming pack per job required.

Order string is as follows:

[Model]-[Series]-[Lever]-[Finish]-[Cylinder]-[Handing]

Example order: FME-2060-S-626-IC-LH

To view the full How to Order, visit townsteel.com/documents/fme-2000-and-xme-2000-cut-sheet

[1] All standard cylinders come with 6-pin Schlage® "C" keyway only. [2] MK, GMK, & GGMK are available at an additional charge. [3] All locks come with standard ANSI strike unless specified otherwise. [4] Prices based on F.O.B. City of Industry, CA. [5] Prices subject to change without notice.

Electronic Locks and Software - Standalone

XME-2000



Sentinel lever shown

XME Series	Description	Finish	
		622	626
XME-2010 or IC	Rigid, Mortise Lockset Standard Cylinder C Keyway, or Small Format 6 or 7 pin, or LFIC Schlage®/Corbin Russwin® 6 pin, less core	1,207.00	1,207.00
XME-2020 or IC	Clutched, Mortise Lockset Standard Cylinder C Keyway, or Small Format 6 or 7 pin, or LFIC Schlage®/Corbin Russwin® 6 pin, less core	1,319.00	1,319.00
XME-2030 or IC	Rigid, Mortise Lockset High Security cylinder, Townsteel "L" keyway, Regular 6 pin, SFIC 7 pin- less core	1,433.00	1,433.00
XME-2040 or IC	Clutched, Electronic Mortise Lockset High Security cylinder, Townsteel "L" keyway, Regular 6 pin, SFIC 7 pin, less core	1,548.00	1,548.00
XME-2050 or IC	Rigid, Mortise Lockset with Deadbolt Standard Cylinder C Keyway, or Small Format 6 or 7 pin, or LFIC Schlage®/Corbin Russwin® 6 pin, less core	1,207.00	1,207.00
XME-2060 or IC	Clutched, Mortise Lockset with Deadbolt Standard Cylinder C Keyway, or Small Format 6 or 7 pin, or LFIC Schlage®/Corbin Russwin® 6 pin, less core	1,319.00	1,319.00
XME-2070 or IC	Rigid, Mortise Lockset with Deadbolt High Security cylinder, Townsteel "L" keyway, Regular 6 pin, SFIC 7 pin, less core	1,433.00	1,433.00

[1] All standard cylinders come with 6-pin Schlage® "C" keyway only. [2] MK, GMK, & GGMK are available at an additional charge. [3] All locks come with standard ANSI strike unless specified otherwise. [4] Prices based on F.O.B. City of Industry, CA. [5] Prices subject to change without notice.

Electronic Locks and Software - Standalone

XME-2000



Sentinel lever shown

XME Series	Description	Finish	
		622	626
XME-2080 or IC	Clutched, Mortise Lockset with Deadbolt High Security cylinder, Townsteel "L" keyway, Regular 6 pin, SFIC 7 pin, less core	1,548.00	1,548.00

Order string is as follows:

[Model]-[Series]-[Lever]-[Finish]-[Cylinder]-[Handing]

Example order: XME-2060-S-626-IC-LH

To view the full How to Order, visit townsteel.com/documents/fme-2000-and-xme-2000-cut-sheet

[1] All standard cylinders come with 6-pin Schlage® "C" keyway only. [2] MK, GMK, & GGMK are available at an additional charge. [3] All locks come with standard ANSI strike unless specified otherwise. [4] Prices based on F.O.B. City of Industry, CA. [5] Prices subject to change without notice.

Electronic Locks and Software - Standalone

FME-4000



*Sentinel lever shown
Remote control shown above*

FME Series	Description	Finish	
		622	626
FME-4010 or IC	Rigid, Mortise Lockset, Keycard, Standard Cylinder C Keyway, or Small Format 6 or 7 pin, or LFIC Schlage®/Corbin Russwin® 6 pin, less core	1,647.00	1,647.00
FME-4020 or IC	Clutched, Mortise Lockset, Keycard, Standard Cylinder C Keyway, or Small Format 6 or 7 pin, or LFIC Schlage®/Corbin Russwin® 6 pin, less core	1,647.00	1,647.00
FME-4030 or IC	Rigid, Mortise Lockset, Keycard, High Security cylinder, Townsteel "L" keyway, Regular 6 pin, SFIC 7 pin, less core	1,875.00	1,875.00
FME-4040 or IC	Clutched, Electronic Mortise Lockset, Keycard, High Security cylinder, Townsteel "L" keyway, Regular 6 pin, SFIC 7 pin, less core	1,875.00	1,875.00
Programming Pack	RFID Programming Pack, (Service Pack); Includes: Programming, Register and Clear Keycards	8.00 net price	8.00 net price

Programming pack not included. One (1) programming pack per job required.

Order string is as follows:

[Model]-[Series]-[Lever]-[Finish]-[Cylinder]-[Handing]

Example order: FME-4040-S-626-LH

To view the full How to Order, visit townsteel.com/documents/fme-4000-and-xme-9000-cut-sheet

[1] All standard cylinders come with 6-pin Schlage® "C" keyway only. [2] MK, GMK, & GGK are available at an additional charge. [3] All locks come with standard ANSI strike unless specified otherwise. [4] Prices based on F.O.B. City of Industry, CA. [5] Prices subject to change without notice.

Electronic Locks and Software - Standalone

XME-9000



*Sentinel lever shown
Remote control shown above*

XME Series	Description	Finish	
		622	626
XME-9010 or IC	Rigid, Mortise Lockset, Standard Cylinder C Keyway, or Small Format 6 or 7 pin, or LFIC Schlage®/Corbin Russwin® 6 pin, less core	1,518.00	1,518.00
XME-9020 or IC	Clutched, Mortise Lockset, Standard Cylinder C Keyway, or Small Format 6 or 7 pin, or LFIC Schlage®/Corbin Russwin® 6 pin, less core	1,518.00	1,518.00
XME-9030 or IC	Rigid, Mortise Lockset, High Security cylinder, Townsteel "L" keyway, Regular 6 pin, SFIC 7 pin, less core	1,744.00	1,744.00
XME-9040 or IC	Clutched, Electronic Mortise Lockset, High Security cylinder, Townsteel "L" keyway, Regular 6 pin, SFIC 7 pin, less core	1,744.00	1,744.00

Order string is as follows:

[Model]-[Series]-[Lever]-[Finish]-[Cylinder]-[Handing]

Example order: XME-9020-S-2-626-LH

To view the full How to Order, visit townsteel.com/documents/fme-4000-and-xme-9000-cut-sheet

[1] All standard cylinders come with 6-pin Schlage® "C" keyway only. [2] MK, GMK, & GGMK are available at an additional charge. [3] All locks come with standard ANSI strike unless specified otherwise. [4] Prices based on F.O.B. City of Industry, CA. [5] Prices subject to change without notice.

Electronic Locks and Software - Standalone

e-Genius 2000 Interconnected Lock



Storeroom function shown

e-Genius Series	Description	Finish		
		619	622	626
EG2T 4" OR 5-1/2"	Standard 12-key illuminated keypad, Interconnect lock. 100 user codes, 5 service codes capacity. Standard 6 pin Key in knob cylinder with 2 keys. 4" or 5-1/2" deadbolt center to latch bolt center distance, T = (Toggle) Entry function	931.00	931.00	931.00
EG2S 4" OR 5-1/2"	Standard 12-key illuminated keypad, Interconnect lock. 100 user codes, 5 service codes capacity. Standard 6 pin Key in knob cylinder with 2 keys. 4" or 5-1/2" deadbolt center to latch bolt center distance, S = Storeroom function	931.00	931.00	931.00

Order string is as follows:

[Series][Model Number][Function]-[Lever][Handing][Finish]-[Lockbody]
[Faceplates][Strike][Cylinder]

Example order: EG2ST-SLH626-55WSC

To view the full How to Order, visit townsteel.com/documents/e-genius-2000-cut-sheet

[1] All standard cylinders come with 6-pin Schlage® "C" keyway only. [2] MK, GMK, & GGMK are available at an additional charge. [3] All interconnected locks come with full lip strike standard unless specified otherwise. ASA and T-strike are available upon request. [4] Prices based on F.O.B. City of Industry, CA. [5] Prices subject to change without notice.

Electronic Locks and Software - Standalone

e-Genius 2990 Interconnected Lock



e-Genius Series	Description	Finish		
		619	622	626
EG29S 4" OR 5-1/2"	Standard 12-key illuminated keypad, Interconnect lock. 100 user codes, 5 service codes capacity, 10 minute temporary passage mode. *Standard 6 pin Schlage® "C" Keyway Key in Knob cylinder with 2 keys. 4" or 5-1/2" deadbolt center to latch bolt center distance, S = Storeroom function	1,060.00	1,060.00	1,060.00

Order string is as follows:

[Series][Model Number][Function]-[Lever][Handing][Finish]-[Lockbody]
[Faceplates][Strike][Cylinder]

Example order: EG29ST-SLH622-55WSC

To view the full How to Order, visit townsteel.com/documents/e-genius-2000-cut-sheet

[1] All standard cylinders come with 6-pin Schlage® "C" keyway only. [2] MK, GMK, & GGMK are available at an additional charge. [3] All interconnected locks come with full lip strike standard unless specified otherwise. ASA and T-strike are available upon request. [4] Prices based on F.O.B. City of Industry, CA. [5] Prices subject to change without notice.

Electronic Locks and Software - Standalone

e-Genius 4000 Interconnected Lock



Toggle (entry) function shown

e-Genius Series	Description	Finish		
		619	622	626
EG4T	Touch Keypad Interconnect Lock 99 pin codes and 400 MIFARE RFID cards capacity. Including 2 RFID Key Cards and 2 RFID stickers. Standard Cylinder C keyway* 4" or 5-1/2" deadbolt center to latch bolt center distance, T = (Toggle) Entry function	931.00	931.00	931.00
EG4S	Touch Keypad Interconnect Lock 99 pin codes and 400 MIFARE RFID cards capacity. Including 2 RFID Key Cards and 2 RFID stickers. Standard Cylinder C keyway* 4" or 5-1/2" deadbolt center to latch bolt center distance, S = Storeroom function	931.00	931.00	931.00

Order string is as follows:

[Series][Model Number][Function]-[Lever][Handing][Finish]-[Lockbody]
[Faceplates][Strike][Cylinder]

Example order: EG4TT-SLH622-55WSC

To view the full How to Order, visit townsteel.com/documents/e-genius-2000-cut-sheet

[1] All standard cylinders come with 6-pin Schlage® "C" keyway only. [2] MK, GMK, & GGMK are available at an additional charge. [3] All interconnected locks come with full lip strike standard unless specified otherwise. ASA and T-strike are available upon request. [4] Prices based on F.O.B. City of Industry, CA. [5] Prices subject to change without notice.

Electronic Locks and Software - Standalone

e-Genius 5000BLE and e-Genius 5000RF Interconnected Lock



Toggle (entry) function shown

e-Genius Series	Description	Finish		
		619	622	626
EG5RT	e-Genius 5000 Touch Keypad Wi-Fi Smart Interconnect Lock. 99 pin codes, 400 MIFARE RFID cards capacity. Including 2 RFID Key cards, 2 RFID stickers. Standard Cylinder C Keyway*. Must pair with RF gateway to go online; gateway sold separately. See GW-915 on page 266 4" or 5-1/2" deadbolt center to latch bolt center distance, T = (Toggle) Entry function	992.00	992.00	992.00
EG5RS	e-Genius 5000 Touch Keypad Wi-Fi Smart Interconnect Lock. 99 pin codes, 400 MIFARE RFID cards capacity. Including 2 RFID Key cards, 2 RFID stickers. Standard Cylinder C Keyway*. Must pair with RF gateway to go online; gateway sold separately. See GW-915 on page 266 4" or 5-1/2" deadbolt center to latch bolt center distance, S = Storeroom function	992.00	992.00	992.00
EGDT	Back to Back dummy	609.00	609.00	609.00

[1] All standard cylinders come with 6-pin Schlage® "C" keyway only. [2] MK, GMK, & GGMK are available at an additional charge. [3] All interconnected locks come with full lip strike standard unless specified otherwise. ASA and T-strike are available upon request. [4] Prices based on F.O.B. City of Industry, CA. [5] Prices subject to change without notice.

Electronic Locks and Software - Standalone

e-Genius 5000BLE and e-Genius 5000RF Interconnected Lock



Toggle (entry) function shown

e-Genius Series	Description	Finish		
		619	622	626
EG5BT	e-Genius 5000 Touch Keypad Bluetooth Smart Interconnect Lock. 99 pin codes, 400 MIFARE RFID cards capacity. Including 2 RFID Key cards, 2 RFID stickers. Standard Cylinder C Keyway*. 4" or 5-1/2" deadbolt center to latch bolt center distance, T = (Toggle) Entry function	992.00	992.00	992.00
EG5BS	e-Genius 5000 Touch Keypad Bluetooth Smart Interconnect Lock. 99 pin codes, 400 MIFARE RFID cards capacity. Including 2 RFID Key cards, 2 RFID stickers. Standard Cylinder C Keyway*. 4" or 5-1/2" deadbolt center to latch bolt center distance, S = Storeroom function	992.00	992.00	992.00

Order string is as follows:

[Series][Model Number][Function]-[Lever][Handing][Finish]-[Lockbody]
[Faceplates][Strike][Cylinder]

Example order: EG5BTT-SLH622-55WSC

To view the full How to Order, visit townsteel.com/documents/e-genius-2000-cut-sheet

[1] All standard cylinders come with 6-pin Schlage® "C" keyway only. [2] MK, GMK, & GGMK are available at an additional charge. [3] All interconnected locks come with full lip strike standard unless specified otherwise. ASA and T-strike are available upon request. [4] Prices based on F.O.B. City of Industry, CA. [5] Prices subject to change without notice.

Electronic Locks and Software - Standalone

e-Genius 5990BLE and e-Genius 5990RF Interconnected Lock



e-Genius Series	Description	Finish		
		619	622	626
EG59BS (4" OR 5-1/2")	e-Genius touch keypad, Bluetooth Interconnected lock. 100 user codes, 5 service codes capacity, 10 minute temporary passage mode. *Standard 6 pin Schlage® "C" Keyway Key in Knob cylinder with 2 keys. 4" or 5-1/2" deadbolt center to latch bolt center distance, S = Storeroom function	1,060.00	1,060.00	1,060.00

[1] All standard cylinders come with 6-pin Schlage® "C" keyway only. [2] MK, GMK, & GGMK are available at an additional charge. [3] All interconnected locks come with full lip strike standard unless specified otherwise. ASA and T-strike are available upon request. [4] Prices based on F.O.B. City of Industry, CA. [5] Prices subject to change without notice.

Electronic Locks and Software - Standalone

e-Genius 5990BLE and e-Genius 5990RF Interconnected Lock



e-Genius Series	Description	Finish		
		619	622	626
EG59RS (4" OR 5-1/2")	<p>e-Genius touch keypad, Wi-Fi Interconnected lock. 100 user codes, 5 service codes capacity, 10 minute temporary passage mode. *Standard 6 pin Schlage® "C" Keyway Key in Knob cylinder with 2 keys.</p> <p>Must pair with RF gateway to go online; gateway sold separately. See GW-915 on page 266</p> <p>4" or 5-1/2" deadbolt center to latch bolt center distance, S = Storeroom function</p>	1,060.00	1,060.00	1,060.00

Order string is as follows:

[Series][Model Number][Function]-[Lever][Handing][Finish]-[Lockbody]
[Faceplates][Strike][Cylinder]

Example order: EG59BST-SLH622-55WSC

To view the full How to Order, visit townsteel.com/documents/e-genius-2000-cut-sheet

[1] All standard cylinders come with 6-pin Schlage® "C" keyway only. [2] MK, GMK, & GGMK are available at an additional charge. [3] All interconnected locks come with full lip strike standard unless specified otherwise. ASA and T-strike are available upon request. [4] Prices based on F.O.B. City of Industry, CA. [5] Prices subject to change without notice.

Electronic Locks and Software - Standalone

2000 Series EKE Electronic Kestros Escutcheon Lever Trim



EKE 1B (with cylinder) with metal keypad shown

This is an electronic Kestros trim that is applicable to all 1100, 8900 and 9700 Rim exit devices.

EKE Electronic Trim	Description	Finish	
		622	626
EKE1A2R	2000 series, Metal keypad, Electronic TRIM Exit Device, Escutcheon with Lever, F13 Entrance by Combination, No Cylinder, for RIM Exit Device	673.00	662.00
EKE1A2C	2000 series, Metal keypad, Electronic TRIM Exit Device, Escutcheon with Lever, F13 Entrance by Combination, No Cylinder, for CVR Exit Device	798.00	735.00
EKE1A2S	2000 series, Metal keypad, Electronic TRIM Exit Device, Escutcheon with Lever, F13 Entrance by Combination, No Cylinder, for SVR Exit Device	893.00	861.00
EKE1A2M	2000 series, Metal keypad, Electronic TRIM Exit Device, Escutcheon with Lever, F13 Entrance by Combination, No Cylinder, for Mortise Exit Device	673.00	662.00

Electronic Locks and Software - Standalone

2000 Series EKE Electronic Kestros Escutcheon Lever Trim



EKE 1B (with cylinder) with metal keypad shown

This is an electronic Kestros trim that is applicable to all 1100, 8900 and 9700 Rim exit devices.

EKE Electronic Trim	Description	Finish	
		622	626
EKE1B2R	2000 series, Metal keypad, Electronic TRIM Exit Device with Cylinder, Escutcheon with Lever F13 Entrance by Combination or Key, with Cylinder, for RIM Exit Device	861.00	851.00
EKE1B2C	2000 series, Metal keypad, Electronic TRIM Exit Device with Cylinder, Escutcheon with Lever F13 Entrance by Combination or Key, with Cylinder, for CVR Exit Device	986.00	924.00
EKE1B2S	2000 series, Metal keypad, Electronic TRIM Exit Device with Cylinder, Escutcheon with Lever F13 Entrance by Combination or Key, with Cylinder, for SVR Exit Device	1,082.00	1,049.00
EKE1B2M	2000 series, Metal keypad, Electronic TRIM Exit Device with Cylinder, Escutcheon with Lever F13 Entrance by Combination or Key, with Cylinder, for Mortise Exit Device	861.00	851.00

Electronic Locks and Software - Standalone

4000 Series EKE Electronic Kestros Escutcheon Lever Trim



EKE 1B (with cylinder) with Touchpad shown

This is an electronic Kestros trim that is applicable to 1000, 8900 and 9700 series exit devices.

EKE Electronic Trim	Description	Finish	
		622	626
EKE1A4R-R	4000 series, Touch Keypad, RFID & Wi-Fi, Electronic TRIM Exit Device, Escutcheon with Lever, F13 Entrance by Combination, No Cylinder, for RIM Exit Device Must pair with RF gateway to go online; gateway sold separately. See GW-915 on page 266	735.00	726.00
EKE1A4R-C	4000 series, Touch Keypad, RFID & Wi-Fi, Electronic TRIM Exit Device, Escutcheon with Lever, F13 Entrance by Combination, No Cylinder, for CVR Exit Device Must pair with RF gateway to go online; gateway sold separately. See GW-915 on page 266	861.00	798.00
EKE1A4R-S	4000 series, Touch Keypad, RFID & Wi-Fi, Electronic TRIM Exit Device, Escutcheon with Lever, F13 Entrance by Combination, No Cylinder, for SVR Exit Device Must pair with RF gateway to go online; gateway sold separately. See GW-915 on page 266	955.00	924.00
EKE1A4R-M	4000 series, Touch Keypad, RFID & Wi-Fi, Electronic TRIM Exit Device, Escutcheon with Lever, F13 Entrance by Combination, No Cylinder, for Mortise Exit Device Must pair with RF gateway to go online; gateway sold separately. See GW-915 on page 266	735.00	726.00

Electronic Locks and Software - Standalone

5000 Series EKE Electronic Kestros Escutcheon Lever Trim



EKE 1B (with cylinder) with Touchpad shown

This is an electronic Kestros trim that is applicable to 1000, 8900 and 9700 series exit devices.

EKE Electronic Trim	Description	Finish	
		622	626
EKE1A4B-R	4000 series, Touch Keypad, RFID & BLE, Electronic TRIM Exit Device, Escutcheon with Lever, F13 Entrance by Combination, No Cylinder, for RIM Exit Device	767.00	757.00
EKE1A4B-C	4000 series, Touch Keypad, RFID & BLE, Electronic TRIM Exit Device, Escutcheon with Lever, F13 Entrance by Combination, No Cylinder, for CVR Exit Device	893.00	830.00
EKE1A4B-S	4000 series, Touch Keypad, RFID & BLE, Electronic TRIM Exit Device, Escutcheon with Lever, F13 Entrance by Combination, No Cylinder, for SVR Exit Device	986.00	955.00
EKE1A4B-M	4000 series, Touch Keypad, RFID & BLE, Electronic TRIM Exit Device, Escutcheon with Lever, F13 Entrance by Combination, No Cylinder, for Mortise Exit Device	767.00	757.00

Electronic Locks and Software - Standalone

5000 Series EKE Electronic Kestros Escutcheon Lever Trim



EKE 1B (with cylinder) with Touchpad shown

This is an electronic Kestros trim that is applicable to 1000, 8900 and 9700 series exit devices.

EKE Electronic Trim	Description	Finish	
		622	626
EKE1B4R-R	4000 series, Touch Keypad, RFID & Wi-Fi, Electronic TRIM Exit Device, Escutcheon with Lever, F13 Entrance by Combination or Key, with Cylinder, for RIM Exit Device Must pair with RF gateway to go online; gateway sold separately. See GW-915 on page 266	924.00	913.00
EKE1B4R-C	4000 series, Touch Keypad, RFID & Wi-Fi, Electronic TRIM Exit Device, Escutcheon with Lever, F13 Entrance by Combination or Key, with Cylinder, for CVR Exit Device Must pair with RF gateway to go online; gateway sold separately. See GW-915 on page 266	1,049.00	986.00
EKE1B4R-S	4000 series, Touch Keypad, RFID & Wi-Fi, Electronic TRIM Exit Device, Escutcheon with Lever, F13 Entrance by Combination or Key, with Cylinder, for SVR Exit Device Must pair with RF gateway to go online; gateway sold separately. See GW-915 on page 266	1,146.00	1,115.00
EKE1B4R-M	4000 series, Touch Keypad, RFID & Wi-Fi, Electronic TRIM Exit Device, Escutcheon with Lever, F13 Entrance by Combination or Key, with Cylinder, for Mortise Exit Device Must pair with RF gateway to go online; gateway sold separately. See GW-915 on page 266	924.00	913.00

Electronic Locks and Software - Standalone

5000 Series EKE Electronic Kestros Escutcheon Lever Trim



EKE 1B (with cylinder) with Touchpad shown

This is an electronic Kestros trim that is applicable to 1000, 8900 and 9700 series exit devices.

EKE Electronic Trim	Description	Finish	
		622	626
EKE1B4B-R	4000 series, Touch Keypad, RFID & BLE, Electronic TRIM Exit Device, Escutcheon with Lever, F13 Entrance by Combination or Key, with Cylinder, for RIM Exit Device	955.00	946.00
EKE1B4B-C	4000 series, Touch Keypad, RFID & BLE, Electronic TRIM Exit Device, Escutcheon with Lever, F13 Entrance by Combination or Key, with Cylinder, for CVR Exit Device	1,082.00	1,019.00
EKE1B4B-S	4000 series, Touch Keypad, RFID & BLE, Electronic TRIM Exit Device, Escutcheon with Lever, F13 Entrance by Combination or Key, with Cylinder, for SVR Exit Device	1,177.00	1,146.00
EKE1B4B-M	4000 series, Touch Keypad, RFID & BLE, Electronic TRIM Exit Device, Escutcheon with Lever, F13 Entrance by Combination or Key, with Cylinder, for Mortise Exit Device	955.00	946.00

Electronic Locks and Software - Standalone

5000 Series EKE Electronic Kestros Escutcheon Lever Trim



EKE 1B (with cylinder) with Touchpad shown

This is an electronic Kestros trim that is applicable to 1000, 8900 and 9700 series exit devices.

EKE Electronic Trim	Description	Finish	
		622	626
EKE1A5R-R	5000 series, Touch Keypad, RFID & Wi-Fi, Electronic TRIM Exit Device, Escutcheon with Lever, F13 Entrance by Combination, No Cylinder, for RIM Exit Device Must pair with RF gateway to go online; gateway sold separately. See GW-915 on page 266	735.00	726.00
EKE1A5R-C	5000 series, Touch Keypad, RFID & Wi-Fi, Electronic TRIM Exit Device, Escutcheon with Lever, F13 Entrance by Combination, No Cylinder, for CVR Exit Device Must pair with RF gateway to go online; gateway sold separately. See GW-915 on page 266	861.00	798.00
EKE1A5R-S	5000 series, Touch Keypad, RFID & Wi-Fi, Electronic TRIM Exit Device, Escutcheon with Lever, F13 Entrance by Combination, No Cylinder, for SVR Exit Device Must pair with RF gateway to go online; gateway sold separately. See GW-915 on page 266	955.00	924.00
EKE1A5R-M	5000 series, Touch Keypad, RFID & Wi-Fi, Electronic TRIM Exit Device, Escutcheon with Lever, F13 Entrance by Combination, No Cylinder, for Mortise Exit Device Must pair with RF gateway to go online; gateway sold separately. See GW-915 on page 266	735.00	726.00

Electronic Locks and Software - Standalone

5000 Series EKE Electronic Kestros Escutcheon Lever Trim



EKE 1B (with cylinder) with Touchpad shown

This is an electronic Kestros trim that is applicable to 1000, 8900 and 9700 series exit devices.

EKE Electronic Trim	Description	Finish	
		622	626
EKE1A5B-R	5000 series, Touch Keypad, RFID & BLE, Electronic TRIM Exit Device, Escutcheon with Lever, F13 Entrance by Combination, No Cylinder, for RIM Exit Device	767.00	757.00
EKE1A5B-C	5000 series, Touch Keypad, RFID & BLE, Electronic TRIM Exit Device, Escutcheon with Lever, F13 Entrance by Combination, No Cylinder, for CVR Exit Device	893.00	830.00
EKE1A5B-S	5000 series, Touch Keypad, RFID & BLE, Electronic TRIM Exit Device, Escutcheon with Lever, F13 Entrance by Combination, No Cylinder, for SVR Exit Device	986.00	955.00
EKE1A5B-M	5000 series, Touch Keypad, RFID & BLE, Electronic TRIM Exit Device, Escutcheon with Lever, F13 Entrance by Combination, No Cylinder, for Mortise Exit Device	767.00	757.00

Electronic Locks and Software - Standalone

5000 Series EKE Electronic Kestros Escutcheon Lever Trim



EKE 1B (with cylinder) with Touchpad shown

This is an electronic Kestros trim that is applicable to 1000, 8900 and 9700 series exit devices.

EKE Electronic Trim	Description	Finish	
		622	626
EKE1B5R-R	5000 series, Touch Keypad, RFID & Wi-Fi, Electronic TRIM Exit Device, Escutcheon with Lever, F13 Entrance by Combination or Key, with Cylinder, for RIM Exit Device Must pair with RF gateway to go online; gateway sold separately. See GW-915 on page 266	924.00	913.00
EKE1B5R-C	5000 series, Touch Keypad, RFID & Wi-Fi, Electronic TRIM Exit Device, Escutcheon with Lever, F13 Entrance by Combination or Key, with Cylinder, for CVR Exit Device Must pair with RF gateway to go online; gateway sold separately. See GW-915 on page 266	1,049.00	986.00
EKE1B5R-S	5000 series, Touch Keypad, RFID & Wi-Fi, Electronic TRIM Exit Device, Escutcheon with Lever, F13 Entrance by Combination or Key, with Cylinder, for SVR Exit Device Must pair with RF gateway to go online; gateway sold separately. See GW-915 on page 266	1,146.00	1,115.00
EKE1B5R-M	5000 series, Touch Keypad, RFID & Wi-Fi, Electronic TRIM Exit Device, Escutcheon with Lever, F13 Entrance by Combination or Key, with Cylinder, for Mortise Exit Device Must pair with RF gateway to go online; gateway sold separately. See GW-915 on page 266	924.00	913.00

Electronic Locks and Software - Standalone

5000 Series EKE Electronic Kestros Escutcheon Lever Trim



EKE 1B (with cylinder) with Touchpad shown

This is an electronic Kestros trim that is applicable to 1000, 8900 and 9700 series exit devices.

EKE Electronic Trim	Description	Finish	
		622	626
EKE1B5B-R	5000 series, Touch Keypad, RFID & BLE, Electronic TRIM Exit Device, Escutcheon with Lever, F13 Entrance by Combination or Key, with Cylinder, for RIM Exit Device	955.00	946.00
EKE1B5B-C	5000 series, Touch Keypad, RFID & BLE, Electronic TRIM Exit Device, Escutcheon with Lever, F13 Entrance by Combination or Key, with Cylinder, for CVR Exit Device	1,082.00	1,019.00
EKE1B5B-S	5000 series, Touch Keypad, RFID & BLE, Electronic TRIM Exit Device, Escutcheon with Lever, F13 Entrance by Combination or Key, with Cylinder, for SVR Exit Device	1,177.00	1,146.00
EKE1B5B-M	5000 series, Touch Keypad, RFID & BLE, Electronic TRIM Exit Device, Escutcheon with Lever, F13 Entrance by Combination or Key, with Cylinder, for Mortise Exit Device	955.00	946.00

Electronic Locks and Software - Standalone

e-Smart 2000 Deadbolt



e-Smart Series	Description	Finish		
		619	622	626
ES2T	Standard 12-key illuminated keypad offline deadbolt, 100 User codes and 5 service codes capacity per lock. Low battery warning. Programmable at the lock. 5 pin cylinder standard (SC), 6 pin (SC6) or high security cylinder optional. Mechanical key override. 6-pin and high security not available in all finishes.	716.00	716.00	716.00

Order string is as follows:
[Series]-[Finish]-[Cylinder]

Example order: ES2T-622-SC

To view the full How to Order, visit townsteel.com/documents/e-smart-2000-cut-sheet

* Standard Schlage® 5-pin or 6-pin “C” keyway KIK cylinder; optional cylinders: SFIC6 and HS (High Security) are available at an additional charge

[1] All standard cylinders come with 6-pin Schlage® “C” keyway only. [2] MK, GMK, & GGMK are available at an additional charge. [3] All locks come with standard ANSI strike unless specified otherwise. [4] Prices based on F.O.B. City of Industry, CA. [5] Prices subject to change without notice.

Electronic Locks and Software - Standalone

e-Smart 4000 Deadbolt



e-Smart Series	Description	Finish			
		605	619	622	626
ES4T	Illuminated touch keypad motorized deadbolt with a total of 450 combined PIN codes and MIFARE RFID cards capacity. Including 2 RFID Key Cards and 2 RFID stickers. 5 pin cylinder standard (SC), 6 pin (SC6) or high security cylinder optional. Mechanical key override.	788.00	716.00	716.00	716.00

Order string is as follows:
 [Series]-[Finish]-[Cylinder]

Example order: ES4T-622-SC

To view the full How to Order, visit townsteel.com/documents/e-smart-4000-5000-cut-sheet

* Standard Schlage® 5-pin or 6-pin “C” keyway KIK cylinder; optional cylinders: SFIC6 and HS (High Security) are available at an additional charge

[1] All standard cylinders come with 6-pin Schlage® “C” keyway only. [2] MK, GMK, & GGMK are available at an additional charge. [3] All locks come with standard ANSI strike unless specified otherwise. [4] Prices based on F.O.B. City of Industry, CA. [5] Prices subject to change without notice.

Electronic Locks and Software - Standalone

e-Smart 5000BLE and e-Smart 5000RF Deadbolt



e-Smart Series	Description	Finish				
		605	619	622	625	626
ES5RT	<p>Touch Keypad Smart Deadbolt, WiFi, with a total of 450 combined PIN codes and MIFARE RFID cards capacity. Includes 2 RFID Key Cards and 2 RFID stickers. 5 pin cylinder standard (SC), 6 pin (SC6) optional.</p> <p>Must pair with RF gateway to go online; gateway sold separately. See GW-915 on page 266</p>	776.00	776.00	776.00	776.00	776.00
ES5BT	<p>Touch Keypad Smart Deadbolt, Bluetooth, with a total of 450 combined PIN codes and MIFARE RFID cards capacity. Including 2 RFID Key Cards and 2 RFID stickers. 5 pin cylinder standard (SC), 6 pin (SC6) optional.</p>	776.00	776.00	776.00	776.00	776.00

* Standard Schlage® 5-pin or 6-pin "C" keyway KIK cylinder; optional cylinders: SFIC6 and HS (High Security) are available at an additional charge

[1] All standard cylinders come with 6-pin Schlage® "C" keyway only. [2] MK, GMK, & GGMK are available at an additional charge. [3] All locks come with standard ANSI strike unless specified otherwise. [4] Prices based on F.O.B. City of Industry, CA. [5] Prices subject to change without notice.

Electronic Locks and Software - Standalone

e-Smart 5000BLE and e-Smart 5000RF Deadbolt



e-Smart Series	Description	Finish				
		605	619	622	625	626
ESDT	Back to back dummy.	473.00	473.00	473.00	473.00	473.00

Order string is as follows:
 [Series]-[Finish]-[Cylinder]

Example order: ES5BT-622-SC

To view the full How to Order, visit townsteel.com/documents/e-smart-4000-5000-cut-sheet

* Standard Schlage® 5-pin or 6-pin "C" keyway KIK cylinder; optional cylinders: SFIC6 and HS (High Security) are available at an additional charge

[1] All standard cylinders come with 6-pin Schlage® "C" keyway only. [2] MK, GMK, & GGK are available at an additional charge. [3] All locks come with standard ANSI strike unless specified otherwise. [4] Prices based on F.O.B. City of Industry, CA. [5] Prices subject to change without notice.

Electronic Locks and Software - Standalone

Gateways



Gateways	Description	List Price
GW-915	(MTH5000-RF) WiFi gateway. MTH 5000 series online control will use WiFi (RF) which can be used to connect to the internet. Each gateway can connect to up to 26 devices if the device is within the 50 foot range.	264.00

[1] All standard cylinders come with 6-pin Schlage® "C" keyway only. [2] MK, GMK, & GGMK are available at an additional charge. [3] All locks come with standard ANSI strike unless specified otherwise. [4] Prices based on F.O.B. City of Industry, CA. [5] Prices subject to change without notice.

Electronic Locks and Software - Standalone

Power Supplies - PS220




Power Supplies	Description	List Price
PS220	110-120VAC input power supplies that deliver (2) amps @ 24VDC to (2) PTC fused outputs. (2) solid-state input triggers, protects system relays from shorts, grounds and surges. Without battery backup.	838.00
PS220B	110-120VAC input power supplies that deliver (2) amps @ 24VDC to (2) PTC fused outputs. (2) solid-state input triggers, protects system relays from shorts, grounds and surges. With battery backup.	973.00

[1] All standard cylinders come with 6-pin Schlage® "C" keyway only. [2] MK, GMK, & GGK are available at an additional charge. [3] All locks come with standard ANSI strike unless specified otherwise. [4] Prices based on F.O.B. City of Industry, CA. [5] Prices subject to change without notice.

Electronic Locks and Software - Standalone

Power Supplies - TSPT



Power Supplies	Description	Finish	
		Aluminum	Duro
TSPT-2	Electric Power Transfer, Two 18 AWG Wires, UL Listed	268.00	297.00
TSPT-10	Electric Power Transfer, Ten 24 AWG Wires, UL Listed	295.00	315.00
TSPT-12	Electric Power Transfer, Twelve 24 AWG Wires, UL Listed	298.00	317.00
TSEPT	Electric Power Transfer, Twelve 24 AWG Wires with Molex® Connectors, 8 Pin+4 Pin, Comparable with EPT 10C, UL Listed	342.00	361.00
TCEPT	Electric Power Transfer, Twelve 24 AWG Wires with Molex® Connectors, 8 Pin+4 Pin, Comparable with EL-CEPT, UL Listed	342.00	361.00

[1] All standard cylinders come with 6-pin Schlage® "C" keyway only. [2] MK, GMK, & GGMK are available at an additional charge. [3] All locks come with standard ANSI strike unless specified otherwise. [4] Prices based on F.O.B. City of Industry, CA. [5] Prices subject to change without notice.

Electronic Locks and Software - Standalone

Key Fobs, Cards, and Stickers



Key fob (left), key tag (middle), and sticker (right) shown

Key Cards	Description	List Price
MIFARE1 S50-TS	56 mm x 28 mm red TownSteel RFID key tag	11.00
MIFARE1 MAXX	MIFARE1 S50 white card EV1-S50-4B-ISO-1, white key card	11.00
MIFARE1 S50-KF-KW-11	MIFARE EV1 S50 Black and white key fob	13.00
MIFARE1 S50-KF-BW-11	MIFARE EV1 S50 Blue and white key fob	13.00

Key Stickers	Description	List Price
MIFARE1 S50-25MMC-TS	25 mm diameter red TownSteel sticker with RFID chip	11.00

[1] All standard cylinders come with 6-pin Schlage® "C" keyway only. [2] MK, GMK, & GGMK are available at an additional charge. [3] All locks come with standard ANSI strike unless specified otherwise. [4] Prices based on F.O.B. City of Industry, CA. [5] Prices subject to change without notice.

Electronic Locks and Software - Access Control

e-Elite 6000



Quest lever shown

e-Elite Series	Description	Finish		
		619	622	626
EE61T	e-Elite 6000 series motorized cylindrical lock with Maxx Access access control software; rigid trim*	965.00	965.00	965.00
EE62T	e-Elite 6000 series motorized cylindrical lock with Maxx Access access control software; clutched trim*	965.00	965.00	965.00

Order string is as follows:

[Series][Lockbody]-[Lever][Handing][Finish]-[Cylinder]-[Backset]

Example order: EE61T-SLH619-SC-R

To view the full How to Order, visit townsteel.com/documents/e-elite-6000-cut-sheet/

* Standard 6-pin KIK cylinder with Schlage® "C" keyway; other options include: SFIC, SLFIC, CLFIC, HS (High Security). Additional charge will apply.

[1] All standard cylinders come with 6-pin Schlage® "C" keyway only. [2] MK, GMK, & GGMK are available at an additional charge. [3] All locks come with standard ANSI strike unless specified otherwise. [4] Prices based on F.O.B. City of Industry, CA. [5] Prices subject to change without notice.

Electronic Locks and Software - Access Control

e-Elite 7000



Quest lever shown

e-Elite Series	Description	Finish		
		619	622	626
EE71T	e-Elite 7000 series RFID , BLE, Pin code, and 915 MHz Technology, motorized cylindrical lock with AegisSecure access control software; rigid trim*	1,013.00	1,013.00	1,013.00
EE72T	e-Elite 7000 series RFID , BLE, Pin code, and 915 MHz Technology, motorized cylindrical lock with AegisSecure access control software; clutched trim*	1,013.00	1,013.00	1,013.00

Order string is as follows:

[Series][Lockbody]-[Lever][Handing][Finish]-[Cylinder]-[Backset]

Example order:

[1] All standard cylinders come with 6-pin Schlage® "C" keyway only. [2] MK, GMK, & GGMK are available at an additional charge. [3] All locks come with standard ANSI strike unless specified otherwise. [4] Prices based on F.O.B. City of Industry, CA. [5] Prices subject to change without notice.

Electronic Locks and Software - Access Control

e-Kontos 6000



e-Kontos 1B XADB with Sentinel lever shown

e-Kontos 1B Series	Description	Finish	
		622	626
EKO1B6R	e-Kontos 1B series electronic mortise, rigid, with cylinder*	1,356.00	1,356.00
EKO1B6C	e-Kontos 1B series electronic mortise, clutched, with cylinder*	1,356.00	1,356.00
EKO1B6X	e-Kontos 1B series electronic mortise, automatic deadbolt, with cylinder*	1,445.00	1,445.00

Order string is as follows:

[Trim Series][Model Series][Lockbody][Lever][Handing]-[Finish]

Example order: EKO1B6C-SLH-626

To view the full How to Order, visit townsteel.com/documents/e-kontos-cut-sheet

* Any mortise cylinder can be used. Comes with standard Schlage® "C" keyway cylinder

[1] All standard cylinders come with 6-pin Schlage® "C" keyway only. [2] MK, GMK, & GGMK are available at an additional charge. [3] All locks come with standard ANSI strike unless specified otherwise. [4] Prices based on F.O.B. City of Industry, CA. [5] Prices subject to change without notice.

Electronic Locks and Software - Access Control

e-Kontos 7000



e-Kontos 1B XADB with Sentinel lever shown

e-Kontos 1B Series	Description	Finish	
		622	626
EKO1B7R	e-Kontos 1B series RFID , BLE, Pin code, and 915 MHz Technology, electronic mortise, rigid, with cylinder with AegisSecure access control software	1,424.00	1,424.00
EKO1B7C	e-Kontos 1B series RFID , BLE, Pin code, and 915 MHz Technology, electronic mortise, clutched, with cylinder with AegisSecure access control software	1,424.00	1,424.00
EKO1B7X	e-Kontos 1B series RFID , BLE, Pin code, and 915 MHz Technology, electronic mortise, automatic deadbolt, with cylinder with AegisSecure access control software	1,517.00	1,517.00

[1] All standard cylinders come with 6-pin Schlage® "C" keyway only. [2] MK, GMK, & GGK are available at an additional charge. [3] All locks come with standard ANSI strike unless specified otherwise. [4] Prices based on F.O.B. City of Industry, CA. [5] Prices subject to change without notice.

Electronic Locks and Software - Access Control

e-Cronus 6000



*e-Cronus 2B XADB with
Gala lever shown*

e-Cronus 2B Series	Description	Finish	
		622	626
ECR2B6R	e-Cronus 2B series electronic mortise, rigid, with cylinder* and plated finish reader	1,333.00	1,333.00
ECR2B6C	e-Cronus 1B series electronic mortise, clutched, with cylinder* and plated finish reader	1,333.00	1,333.00
ECR2B6X	e-Cronus 1B series electronic mortise, automatic deadbolt, with cylinder* and plated finish reader	1,422.00	1,422.00

Order string is as follows:

[Trim Series][Model Series][Lockbody]-[Lever][Handing]-[Finish]

Example order: ECR2B6R-SRH-626

To view the full How to Order, visit townsteel.com/documents/e-cronus-cut-sheet

* Any mortise cylinder can be used. Comes with standard Schlage® "C" keyway cylinder

[1] All standard cylinders come with 6-pin Schlage® "C" keyway only. [2] MK, GMK, & GGMK are available at an additional charge. [3] All locks come with standard ANSI strike unless specified otherwise. [4] Prices based on F.O.B. City of Industry, CA. [5] Prices subject to change without notice.

Electronic Locks and Software - Access Control

e-Cronus 7000



e-Cronus 2B XADB with Gala lever shown

e-Cronus 2B Series	Description	Finish	
		622	626
ECR2B7R	e-Cronus 2B series RFID, BLE, Pin code, and 915 MHz Technology, electronic mortise, rigid, with cylinder and AegisSecure access control software	1,399.00	1,399.00
ECR2B7C	e-Cronus 2B series RFID, BLE, Pin code, and 915 MHz Technology, electronic mortise, clutched, with cylinder and with AegisSecure access control software	1,399.00	1,399.00
ECR2B7X	e-Cronus 2B series RFID, BLE, Pin code, and 915 MHz Technology, electronic mortise, automatic deadbolt, with cylinder and AegisSecure access control software	1,494.00	1,494.00

[1] All standard cylinders come with 6-pin Schlage® "C" keyway only. [2] MK, GMK, & GGK are available at an additional charge. [3] All locks come with standard ANSI strike unless specified otherwise. [4] Prices based on F.O.B. City of Industry, CA. [5] Prices subject to change without notice.

Electronic Locks and Software - Access Control

e-Trident 6000



e-Trident 1A series with Essen Return lever shown

e-Trident 1A & 1B Series	Description	Finish	
		622	626
ETR1B6R	e-Trident 1B series electronic mortise, rigid, with cylinder* and oval reader	1,290.00	1,290.00
ETR1B6C	e-Trident 1B series electronic mortise, clutched, with cylinder* and oval reader	1,290.00	1,290.00
ETR1B6X	e-Trident 1B series electronic mortise, automatic deadbolt, with cylinder* and oval reader	1,379.00	1,379.00

* Any mortise cylinder can be used. Comes with standard Schlage® "C" keyway cylinder

[1] All standard cylinders come with 6-pin Schlage® "C" keyway only. [2] MK, GMK, & GGMK are available at an additional charge. [3] All locks come with standard ANSI strike unless specified otherwise. [4] Prices based on F.O.B. City of Industry, CA. [5] Prices subject to change without notice.

Electronic Locks and Software - Access Control

e-Trident 6000



e-Trident 2B series with Essen Return lever shown

e-Trident 2B Series	Description	Finish	
		622	626
ETR2B6R	e-Trident 2B series electronic mortise, rigid, with cylinder* and square reader	1,290.00	1,290.00
ETR2B6C	e-Trident 1B series electronic mortise, clutched, with cylinder* and square reader	1,290.00	1,290.00
ETR2B6X	e-Trident 1B series electronic mortise, automatic deadbolt, with cylinder* and square reader	1,379.00	1,379.00

Order string is as follows:

[Trim Series][Model Series][Lockbody]-[Lever][Handing]-[Finish]

Example order: ETR2B6R-SRH-626

To view the full How to Order, visit townsteel.com/documents/e-trident-how-to-order-2

* Any mortise cylinder can be used. Comes with standard Schlage® "C" keyway cylinder

[1] All standard cylinders come with 6-pin Schlage® "C" keyway only. [2] MK, GMK, & GGMK are available at an additional charge. [3] All locks come with standard ANSI strike unless specified otherwise. [4] Prices based on F.O.B. City of Industry, CA. [5] Prices subject to change without notice.

Electronic Locks and Software - Access Control

e-Genius 6000



Toggle (entry) function shown

e-Genius Series	Description	Finish		
		619	622	626
EG6T, 4" or 5-1/2"	e-Genius 6000 Series Smart Interconnected, Schlage® C Keyway*, 4" or 5-1/2" deadbolt center to latch bolt center distance, includes privacy switch T = (Toggle) Entry function Uses Maxx Access software	992.00	992.00	992.00
EG6S, 4" or 5-1/2"	e-Genius 6000 Series Smart Interconnected, Schlage C Keyway*, 4" or 5-1/2" deadbolt center to latch bolt center distance, includes privacy switch S = Storeroom function Uses Maxx Access software	992.00	992.00	992.00

Order string is as follows:

[Series][Model Number][Function]-[Lever][Handing][Finish]-[Lockbody]
[Faceplates][Strike][Cylinder]

Example order: EG6ST-SLH626-55WSC

To view the full How to Order, visit townsteel.com/documents/e-genius-2000-cut-sheet

[1] All standard cylinders come with 6-pin Schlage® "C" keyway only. [2] MK, GMK, & GGMK are available at an additional charge. [3] All interconnected locks come with full lip strike standard unless specified otherwise. ASA and T-strike are available upon request. [4] Prices based on F.O.B. City of Industry, CA. [5] Prices subject to change without notice.

Electronic Locks and Software - Access Control

e-Genius 7000



Toggle (entry) function shown

e-Genius Series	Description	Finish		
		619	622	626
EG7T, 4" or 5-1/2"	e-Genius 7000 Series RFID , BLE, Pin code, and 915 MHz Technology, Smart Interconnected, Schlage® C Keyway*, 4" or 5-1/2" deadbolt center to latch bolt center distance, includes privacy switch T = (Toggle) Entry function Uses AegisSecure software	1,041.00	1,041.00	1,041.00
EG7S, 4" or 5-1/2"	e-Genius 7000 Series RFID , BLE, Pin code, and 915 MHz Technology, Smart Interconnected, Schlage C Keyway*, 4" or 5-1/2" deadbolt center to latch bolt center distance, includes privacy switch S = Storeroom function Uses AegisSecure software	1,041.00	1,041.00	1,041.00

[1] All standard cylinders come with 6-pin Schlage® "C" keyway only. [2] MK, GMK, & GGMK are available at an additional charge. [3] All interconnected locks come with full lip strike standard unless specified otherwise. ASA and T-strike are available upon request. [4] Prices based on F.O.B. City of Industry, CA. [5] Prices subject to change without notice.

Electronic Locks and Software - Access Control

6000 Series EKE Electronic Kestros Escutcheon Lever Trim



EKE 1A (no cylinder) with RFID reader shown

This is an electronic Kestros trim that is applicable to 1000, 8900 and 9700 series exit devices.

EKE Electronic Trim	Description	Finish	
		622	626
EKE1A6R	6000 series, RFID Technology, Electronic TRIM Exit Device, Escutcheon with Lever, F13 Entrance by Combination, No Cylinder, for RIM Exit Device	\$621.00	\$610.00
EKE1A6C	6000 series, RFID Technology, Electronic TRIM Exit Device, Escutcheon with Lever, F13 Entrance by Combination, No Cylinder, for CVR Exit Device	\$747.00	\$683.00
EKE1A6S	6000 series, RFID Technology, Electronic TRIM Exit Device, Escutcheon with Lever, F13 Entrance by Combination, No Cylinder, for SVR Exit Device	\$840.00	\$809.00
EKE1A6M	6000 series, RFID Technology, Electronic TRIM Exit Device, Escutcheon with Lever, F13 Entrance by Combination, No Cylinder, for Mortise Exit Device	\$621.00	\$610.00

[1] Prices based on F.O.B. City of Industry, CA. [2] Prices subject to change without notice.

Electronic Locks and Software - Access Control

6000 Series EKE Electronic Kestros Escutcheon Lever Trim



EKE 1B (with cylinder) with RFID reader shown

This is an electronic Kestros trim that is applicable to 1000, 8900 and 9700 series exit devices.

EKE Electronic Trim	Description	Finish	
		622	626
EKE1B6R	6000 series, RFID Technology, Electronic TRIM Exit Device with Cylinder, Escutcheon with Lever F13 Entrance by Combination or Key, with Cylinder, for RIM Exit Device	809.00	798.00
EKE1B6C	6000 series, RFID Technology, Electronic TRIM Exit Device with Cylinder, Escutcheon with Lever F13 Entrance by Combination or Key, with Cylinder, for CVR Exit Device	935.00	873.00
EKE1B6S	6000 series, RFID Technology, Electronic TRIM Exit Device with Cylinder, Escutcheon with Lever F13 Entrance by Combination or Key, with Cylinder, for SVR Exit Device	1,030.00	999.00
EKE1B6M	6000 series, RFID Technology, Electronic TRIM Exit Device with Cylinder, Escutcheon with Lever F13 Entrance by Combination or Key, with Cylinder, for Mortise Exit Device	809.00	798.00

[1] All standard cylinders come with 6-pin Schlage® "C" keyway only. [2] Cylinder functions are available with the standard Schlage "C" keyway, Small Format 7-pin less core, LFIC Schlage / Corbin Russwin® less core, or L7 High Security cylinder with TownSteel "L" keyway. [3] MK, GMK, & GGMK are available at an additional charge. [4] All locks come with standard ANSI strike unless specified otherwise. [5] Prices based on F.O.B. City of Industry, CA. [6] Prices subject to change without notice.

Electronic Locks and Software - Access Control

7000 Series EKE Electronic Kestros Escutcheon Lever Trim



EKE 1A (no cylinder) with Touchpad shown

This is an electronic Kestros trim that is applicable to 1000, 8900, and 9700 series exit devices.

EKE Electronic Trim	Description	Finish	
		622	626
EKE1A7R	7000 series, RFID, BLE, Pin code, and 915 MHz Technology, Electronic TRIM Exit Device, Escutcheon with Lever, F13 Entrance by Combination, No Cylinder, for RIM Exit Device. Uses AegisSecure™ software.	850.00	838.00
EKE1A7C	7000 series, RFID, BLE, Pin code, and 915 MHz Technology, Electronic TRIM Exit Device, Escutcheon with Lever, F13 Entrance by Combination, No Cylinder, for CVR Exit Device EKE1A7S 7000 series, RFID Technology, Electronic TRIM Exit Device, Escutcheon with Lever, F13 Entrance by Combination, No Cylinder, for SVR Exit Device. Uses AegisSecure™ software.	981.00	916.00
EKE1A7M	7000 series, RFID, BLE, Pin code, and 915 MHz Technology,, Electronic TRIM Exit Device, Escutcheon with Lever, F13 Entrance by Combination, No Cylinder, for Mortise Exit Device. Uses AegisSecure™ software.	1,082.00	1,048.00

[1] Prices based on F.O.B. City of Industry, CA. [2] Prices subject to change without notice.

Electronic Locks and Software - Access Control

7000 Series EKE Electronic Kestros Escutcheon Lever Trim



EKE 1B (with cylinder) with Touchpad shown

This is an electronic Kestros trim that is applicable to 1000, 8900, and 9700 series exit devices.

EKE Electronic Trim	Description	Finish	
		622	626
EKE1B7R	7000 series, RFID, BLE, Pin code, and 915 MHz Technology, Electronic TRIM Exit Device with Cylinder, Escutcheon with Lever F13 Entrance by Combination or Key, with Cylinder, for RIM Exit Device	850.00	838.00
EKE1B7C	7000 series, RFID, BLE, Pin code, and 915 MHz Technology, Electronic TRIM Exit Device with Cylinder, Escutcheon with Lever F13 Entrance by Combination or Key, with Cylinder, for CVR Exit Device	981.00	916.00
EKE1B7S	7000 series, RFID, BLE, Pin code, and 915 MHz Technology, Electronic TRIM Exit Device with Cylinder, Escutcheon with Lever F13 Entrance by Combination or Key, with Cylinder, for SVR Exit Device	1,082.00	1,048.00
EKE1B7M	000 series, RFID, BLE, Pin code, and 915 MHz Technology, Electronic TRIM Exit Device with Cylinder, Escutcheon with Lever F13 Entrance by Combination or Key, with Cylinder, for Mortise Exit Device	850.00	838.00

[1] Prices based on F.O.B. City of Industry, CA. [2] Prices subject to change without notice.

Electronic Locks and Software - Access Control

e-Smart 6000



e-Smart Series	Description	Finish		
		619	622	626
ES6T	e-Smart 6000 series motorized deadbolt lock; pairs with and is programmable through TownSteel's Maxx Access system 5 pin cylinder standard (SC), 6 pin (SC6) and high security optional. Includes 2000 event audit trail.	776.00	776.00	776.00

Order string is as follows:
[Series]-[Finish]-[Cylinder]

Example order: ES6T-626-SC

To view the full How to Order, visit townsteel.com/documents/e-smart-6000-cut-sheet

* Standard Schlage® 5-pin or 6-pin "C" keyway KIK cylinder; optional cylinders: SFIC6 and HS (High Security) are available at an additional charge

[1] All standard cylinders come with 6-pin Schlage® "C" keyway only. [2] MK, GMK, & GGMK are available at an additional charge. [3] All locks come with standard ANSI strike unless specified otherwise. [4] Prices based on F.O.B. City of Industry, CA. [5] Prices subject to change without notice.

Electronic Locks and Software - Access Control

Maxx Access Software

Designed to enhance user experience and site-wide security, our Maxx Access access control system is a complete offline access management solution – perfect for everything from multi-housing and apartments to long-term living facilities.

Available with a wide variety of locks, readers, and controllers. Please note that Maxx Access software is only available on 6000 series devices.

Maxx Access	Description	List Price
RFID Software	Maxx Access RFID Software	2,414.00
On Site Training	TownSteel representative travels to client site for in person system training, 1 day within the contiguous United States (excludes HI, AK, and PR)	3,993.00 net
Remote System Training	Remote system training over Zoom, 1 day	1,997.00 net
In Person Training at TownSteel	In person training at TownSteel factory in California	1,997.00 net

[1] All standard cylinders come with 6-pin Schlage® "C" keyway only. [2] MK, GMK, & GGK are available at an additional charge. [3] All locks come with standard ANSI strike unless specified otherwise. [4] Prices based on F.O.B. City of Industry, CA. [5] Prices subject to change without notice.

Electronic Locks and Software - Access Control

AegisSecure™ Software

Say goodbye to complicated wiring installations, and hello to wireless convenience. The AegisSecure system utilizes 915 MHz gateways for seamless communication, allowing you to control your locks effortlessly. From configuration to monitoring, everything is at your fingertips. Connect multiple devices through LAN connectivity for seamless data exchange and communication.

Available with a wide variety of locks, readers, and controllers. Please note that AegisSecure software is only available on 7000 series devices.

AegisSecure	Description	List Price
RFID Software	AegisSecure RFID Software	2,414.00
On Site Training	TownSteel representative travels to client site for in person system training, 1 day within the contiguous United States (excludes HI, AK, and PR)	3,993.00 net
Remote System Training	Remote system training over Zoom, 1 day	1,997.00 net
In Person Training at TownSteel	In person training at TownSteel factory in California	1,997.00 net

[1] All standard cylinders come with 6-pin Schlage® "C" keyway only. [2] MK, GMK, & GGK are available at an additional charge. [3] All locks come with standard ANSI strike unless specified otherwise. [4] Prices based on F.O.B. City of Industry, CA. [5] Prices subject to change without notice.

Electronic Locks and Software - Access Control

Programmers, Encoders, and Gateways



From left to right; TEC DLP6, TEC KPS6, NE7, GW7-915, DLP7

6000 Series	Description	List Price
TEC DLP6	6000 series door lock programmer	2,619.00
TEC KPS6	Keycard programmer	1,034.00

7000 Series	Description	List Price
NE7	7000 series network encoder	1,086.00
GW7-915	7000 series PoE 915 MHz gateway	277.00
DLP7	7000 series door lock programmer	2,750.00

[1] All standard cylinders come with 6-pin Schlage® "C" keyway only. [2] MK, GMK, & GGK are available at an additional charge. [3] All locks come with standard ANSI strike unless specified otherwise. [4] Prices based on F.O.B. City of Industry, CA. [5] Prices subject to change without notice.

Electronic Locks and Software - Access Control

Readers



RD400-485



RD328-485



RCR-C



RCR-T1



RCR-T2

Readers	Description	List Price
RD400-485	Reader	637.00
RD328-485	Reader	637.00
RCR-C	Reader	637.00
TS RCR-T1-5000RF	Reader	637.00
TS RCR-T2	Reader	637.00
TS-RD-5000-RF	RFID wall reader for 5000 series WiFi enabled devices Need to pair with Gateway RF to go online. Gateway for RF sold separately.	746.00
TS-RD-5000-BLE	Touch keypad with 450 PIN codes / RFID keycards and BLE capability with the TSE Home mobile app	746.00

[1] All standard cylinders come with 6-pin Schlage® "C" keyway only. [2] MK, GMK, & GGMK are available at an additional charge. [3] All locks come with standard ANSI strike unless specified otherwise. [4] Prices based on F.O.B. City of Industry, CA. [5] Prices subject to change without notice.

Electronic Locks and Software - Access Control

Controllers



AC4 Access Control unit shown

Controllers	Description	List Price
AC4	4 door access control	2,468.00
EC16	Elevator control	2,935.00

[1] All standard cylinders come with 6-pin Schlage® "C" keyway only. [2] MK, GMK, & GGMK are available at an additional charge. [3] All locks come with standard ANSI strike unless specified otherwise. [4] Prices based on F.O.B. City of Industry, CA. [5] Prices subject to change without notice.

Electronic Locks and Software - Access Control

Key Fobs and Cards



MIFARE- S50-KF-KW-11 shown

Key Fobs	Description	List Price
MIFARE1 MAXX	MIFARE1 S50 white card EV1-S50-4B-ISO-1; compatible with Maxx Access system	11.00
MIFARE1 S50-KF-KW-11	Black and white key fob for Maxx Access system	13.00
MIFARE1 S50-KF-BW-11	Blue and white key fob for Maxx Access system	13.00

[1] All standard cylinders come with 6-pin Schlage® "C" keyway only. [2] MK, GMK, & GGMK are available at an additional charge. [3] All locks come with standard ANSI strike unless specified otherwise. [4] Prices based on F.O.B. City of Industry, CA. [5] Prices subject to change without notice.

Cylinders and Keying

CYLINDERS AND KEYING	PAGE
Cylinders and Keying - Cylinders.....	292
Mortise Cylinders.....	292
High Security Cylinders.....	293
Rim Cylinders.....	294
Cylinder Housings.....	295
Rim Cylinder Housings.....	296
Interchangeable Cores.....	297
Cylinder Parts.....	298
Cylinders and Keying - Keying Charges.....	300
Commercial Keying Charges.....	300
Interchangeable Core Keying Charges.....	301
Residential Keying Charges.....	302
High Security Cylinder Keying Charges.....	303

Cylinders and Keying - Cylinders

Mortise Cylinders



6-pin cylinder shown

Mortise Cylinders	Description	Finish		
		622	626	630
4036-SC	1-1/4" mortise cylinder, Schlage® "C" keyway	47.00	39.00	47.00
4046-SC	1-3/8" mortise cylinder, Schlage "C" keyway	56.00	49.00	56.00
4056-SC	1-1/2" mortise cylinder, Schlage "C" keyway	64.00	57.00	64.00
4066-SC	1-5/8" mortise cylinder, Schlage "C" keyway	72.00	65.00	72.00

[1] All standard cylinders come with 6-pin Schlage® "C" keyway only. [2] MK, GMK, & GGMK are available at an additional charge. [3] All locks come with standard ANSI strike unless specified otherwise. [4] Prices based on F.O.B. City of Industry, CA. [5] Prices subject to change without notice.

Cylinders and Keying - Cylinders

High Security Cylinders



6-pin cylinder shown

High Security Cylinders	Description	Finish
		626
TS11 9830-0B	1-3/8" high security mortise cylinder, 6-pin, 0-bitted	109.00
TS11 8860-626	High security KIK cylinder, 0-bitted	305.00

[1] All standard cylinders come with 6-pin Schlage® "C" keyway only. [2] MK, GMK, & GGMK are available at an additional charge. [3] All locks come with standard ANSI strike unless specified otherwise. [4] Prices based on F.O.B. City of Industry, CA. [5] Prices subject to change without notice.

Cylinders and Keying - Cylinders

Rim Cylinders




6-pin rim cylinder shown

Rim Cylinders	Description	Finish		
		622	626	630
TS1 4026-RIM-SC	1-1/8" rim cylinder, Schlage "C" keyway	83.00	76.00	83.00

[1] All standard cylinders come with 6-pin Schlage® "C" keyway only. [2] MK, GMK, & GGMK are available at an additional charge. [3] All locks come with standard ANSI strike unless specified otherwise. [4] Prices based on F.O.B. City of Industry, CA. [5] Prices subject to change without notice.

Cylinders and Keying - Cylinders

Cylinder Housings



SFIC Housing shown


Regular IC Housing	Description	Finish		
		622	626	630
4036I	1-1/4" IC mortise housing (less core), 6 pin, small format	43.00	39.00	43.00
4046I	1-3/8" IC mortise housing (less core), 7 pin, small format	58.00	54.00	58.00
4056I	1-1/2" IC mortise housing (less core), 7 pin, small format	59.00	55.00	59.00
4066I	1-5/8" IC mortise housing (less core), 7 pin, small format	65.00	61.00	65.00
5056I	Mortise housing (less core), large format	—	76.00	—

High Security Housing	Description	Finish	
		622	626
TS11 7831	1-1/2" High security SFIC housing	116.00	109.00

[1] All standard cylinders come with 6-pin Schlage® "C" keyway only. [2] MK, GMK, & GGMK are available at an additional charge. [3] All locks come with standard ANSI strike unless specified otherwise. [4] Prices based on F.O.B. City of Industry, CA. [5] Prices subject to change without notice.

Cylinders and Keying - Cylinders

Rim Cylinder Housings



SFIC Housing shown

Rim Housing	Description	Finish
		626
TS1 ICR6	IC rim housing (less core), 6-pin, small format	76.00
TS1 ICR7	IC rim housing (less core), 7-pin, small format	76.00

High Security Rim Housing	Description	Finish
		626
TS11 7820	High security SFIC rim housing	109.00

[1] All standard cylinders come with 6-pin Schlage® "C" keyway only. [2] MK, GMK, & GGMK are available at an additional charge. [3] All locks come with standard ANSI strike unless specified otherwise. [4] Prices based on F.O.B. City of Industry, CA. [5] Prices subject to change without notice.

Cylinders and Keying - Cylinders

Interchangeable Cores



IC Core shown

Mortise IC Core	Description	Finish	
		622	626
TS2 6000	Small format 6-pin IC core, Best® keyway (uncombined)	46.00	41.00
TS2 7000	Small format 7-pin IC core, Best keyway (uncombined)	55.00	51.00

High Security IC Core	Description	Finish
		626
TS11 7870-0B	High security 7-pin SFIC core, 0-bitted	95.00

[1] All standard cylinders come with 6-pin Schlage® "C" keyway only. [2] MK, GMK, & GGK are available at an additional charge. [3] All locks come with standard ANSI strike unless specified otherwise. [4] Prices based on F.O.B. City of Industry, CA. [5] Prices subject to change without notice.

Cylinders and Keying - Cylinders

Cylinder Parts



TS standard butterfly cam shown

Please consult factory for other types of cams. Models with no pricing listed may be available upon request; please consult factory about availability.

Cams	Description	Finish	
		No Finish	
TS Cam	TS standard butterfly cam	8.00	

Cylinder Rings	Description	Finish			
		622	626	629	630
S8333	Cylinder ring for 1-1/4" cylinder	32.00	29.00	29.00	29.00
S8233	Cylinder ring for 1-3/8" to 1-1/2" cylinder	32.00	29.00	29.00	29.00
S8239	Cylinder ring for 1-1/2" to 1-5/8" cylinder	—	29.00	29.00	29.00
S8234	Cylinder ring for 1-1/4" cylinder	—	29.00	—	—

[1] All standard cylinders come with 6-pin Schlage® "C" keyway only. [2] MK, GMK, & GGMK are available at an additional charge. [3] All locks come with standard ANSI strike unless specified otherwise. [4] Prices based on F.O.B. City of Industry, CA. [5] Prices subject to change without notice.

Cylinders and Keying - Cylinders

Cylinder Parts



TS standard butterfly cam shown

Prices shown below are net prices* only.

Side Pins	Description	Finishes
		No Finish
TS11 5810	Side pin #1 for 6-pin high security mortise cylinder	18.00 / 10 pcs
TS11 5830	Side pin #3 for 7-pin high security mortise cylinder	18.00 / 10 pcs
TS11 5871	Side pin #1 for 6-pin high security SFIC core	18.00 / 10 pcs
TS11 5873	Side pin #3 for 7-pin high security SFIC core	18.00 / 10 pcs

Blank Keys	Description	Finishes
		No Finish
TS11 6810	High security key blank, 6-pin, square bow	7.00
TS11 6820	High security key blank for SFIC, 7-pin, square bow	7.00

* No discounts allowed on net prices.

[1] All standard cylinders come with 6-pin Schlage® "C" keyway only. [2] MK, GMK, & GGK are available at an additional charge. [3] All locks come with standard ANSI strike unless specified otherwise. [4] Prices based on F.O.B. City of Industry, CA. [5] Prices subject to change without notice.

Cylinders and Keying - Keying Charges

Commercial Keying Charges



Please note regular key and master key are **not** included. Pricing shown is per key.

Keying Part Number	Description	Price
TLBR100	Keyed Alike (KA)	26.00
TLBR200	Master Keying (MK)	26.00
TLBR300	Cut key charge	10.00
TLBR400	Key stamping charge	6.00

[1] All standard cylinders come with 6-pin Schlage® "C" keyway only. [2] MK, GMK, & GGMK are available at an additional charge. [3] All locks come with standard ANSI strike unless specified otherwise. [4] Prices based on F.O.B. City of Industry, CA. [5] Prices subject to change without notice.

Cylinders and Keying - Keying Charges

Interchangeable Core Keying Charges



Please note regular key, master key, and control key are **not** included. Pricing shown is per key.

Keying Part Number	Description	Price
TLBR300	Cut key charge	13.00
TLBR400	Key stamping charge	6.00
TLBR600	IC keying charge	34.00

[1] All standard cylinders come with 6-pin Schlage® "C" keyway only. [2] MK, GMK, & GGK are available at an additional charge. [3] All locks come with standard ANSI strike unless specified otherwise. [4] Prices based on F.O.B. City of Industry, CA. [5] Prices subject to change without notice.

Cylinders and Keying - Keying Charges

Residential Keying Charges



Pricing shown is per key.

Keying Part Number	Description	Price
TLBR100RES	Keyed Alike (KA) charge - residential	26.00
TLBR200RES	Master Key (MK) charge - residential	26.00
TLBR300RES	Cut key charge - residential	10.00
TLBR400RES	Stamping charge - residential	6.00
TLBR500RES	Construction Key charge - residential	26.00

[1] All standard cylinders come with 6-pin Schlage® "C" keyway only. [2] MK, GMK, & GGK are available at an additional charge. [3] All locks come with standard ANSI strike unless specified otherwise. [4] Prices based on F.O.B. City of Industry, CA. [5] Prices subject to change without notice.

Cylinders and Keying - Keying Charges

High Security Cylinder Keying Charges



Please note master key is **not** included. Prices shown below are net prices* only. Pricing shown is per key / cylinder.

Keying Part Number	Description	Price
KA	Keyed Alike	7.00 / cylinder
MK	Master Keying	10.00 / cylinder
GMK	Grand Master Keying	10.00 / cylinder
CMK	Construction Master Keying	10.00 / cylinder
Key Stamping	Key stamping	1.00 / key
DND	Do not duplicate	1.00 / key
Extra Cut Key	Extra cut key	4.00 / key

* No discounts allowed on net prices.

[1] All standard cylinders come with 6-pin Schlage® "C" keyway only. [2] MK, GMK, & GGMK are available at an additional charge. [3] All locks come with standard ANSI strike unless specified otherwise. [4] Prices based on F.O.B. City of Industry, CA. [5] Prices subject to change without notice.

Door Closers

DOOR CLOSERS	PAGE
Door Closers - Closers	305
TDC 40 Grade 1 Heavy Duty Door Closer	305
TDC 85 Grade 1 Door Closer	307
TDC 70 Grade 1 Door Closer	309
TDC 90 Grade 1 Door Closer	310
TDC 53 / 54 Grade 3 Door Closer	311
BAA Door Closers	312
Door Closers - Accessories	314
TDC Closer Arms	314
TDC Closer Blade Stop Spacers and Covers	316
TDC Closer Plates	317
TDC Closer Auxiliary Shoes and CUSH Shoe Supports	319

Door Closers - Closers

TDC 40 Grade 1 Heavy Duty Door Closer



The closers shown below are non-BAA closers. For BAA compliant closers, go to [page 312](#).

TDC 40	Description	Finish		
		Aluminum	Black	Duro
TDC 40-1*	Standard tri-packed arm	322.00	322.00	322.00
TDC 40-HOA-1	Friction hold open arm	397.00	397.00	397.00
TDC 40-CUSH-1	CUSH parallel arm	405.00	405.00	405.00
TDC 40-HCUSH-1	Hold open CUSH parallel arm	416.00	416.00	416.00
TDC 40-SCUSH-1	Spring CUSH parallel arm	406.00	406.00	406.00

* Also available with a Delayed Action cylinder; contact factory for details

[1] Prices based on F.O.B. City of Industry, CA. [2] Prices subject to change without notice.

Door Closers - Closers

TDC 40 Grade 1 Heavy Duty Door Closer



The closers shown below are non-BAA closers. For BAA compliant closers, go to [page 312](#).

TDC 40	Description	Finish		
		Aluminum	Black	Duro
TDC 40-SHCUSH-1	Spring hold open CUSH parallel arm	415.00	415.00	415.00
TDC 40-EDA-1	Extra heavy duty parallel arm	346.00	346.00	346.00
TDC 40-HEDA-1	Hold open extra heavy duty parallel arm	415.00	415.00	415.00
TDC 40T-1	Heavy duty slide track arm	415.00	415.00	415.00

Order string is as follows:

[Series]-[Cylinder Type]-[Arm Type]-[Finish]

Example order: TDC 40-EDA-AL-1

To view the full How to Order, visit [townsteel.com/documents/tdc40-how-to-order](https://www.townsteel.com/documents/tdc40-how-to-order)

[1] Prices based on F.O.B. City of Industry, CA. [2] Prices subject to change without notice.

Door Closers - Closers

TDC 85 Grade 1 Door Closer



The closers shown below are non-BAA closers. For BAA compliant closers, go to [page 312](#).

TDC 85*	Description	Finish		
		Aluminum	Black	Duro
TDC 85-1	Standard tri-packed arm	190.00	190.00	190.00
TDC 85-DA-1	Delayed Action cylinder	243.00	243.00	243.00
TDC 85-HOA-1	Friction hold open arm	253.00	253.00	253.00
TDC 85-CUSH-1	CUSH parallel arm	262.00	262.00	262.00
TDC 85-HCUSH-1	Hold open CUSH parallel arm	282.00	282.00	282.00
TDC 85-SCUSH-1	Spring CUSH parallel arm	262.00	262.00	262.00

* Barrier Free cylinder is also available

[1] Prices based on F.O.B. City of Industry, CA. [2] Prices subject to change without notice.

Door Closers - Closers

TDC 85 Grade 1 Door Closer



The closers shown below are non-BAA closers. For BAA compliant closers, go to [page 312](#).

TDC 85*	Description	Finish		
		Aluminum	Black	Duro
TDC 85-SHCUSH-1	Spring hold open CUSH parallel arm	262.00	262.00	262.00
TDC 85-EDA-1	Extra heavy duty parallel arm	216.00	216.00	216.00
TDC 85-HEDA-1	Hold open extra heavy duty parallel arm	282.00	282.00	282.00
TDC 85-T-1	Heavy duty slide track arm	282.00	282.00	282.00

Order string is as follows:
 [Series]-[Cylinder Type]-[Arm Type]-[Finish]

Example order: TDC 85-CUSH-AL-1

To view the full How to Order, visit townsteel.com/documents/tdc85-how-to-order

* Barrier Free cylinder is also available

[1] Prices based on F.O.B. City of Industry, CA. [2] Prices subject to change without notice.

Door Closers - Closers

TDC 70 Grade 1 Door Closer



The closers shown below are non-BAA closers. For BAA compliant closers, go to [page 312](#).

TDC 70*	Description	Finish		
		Aluminum	Black	Duro
TDC 70-1	Standard tri-packed arm	182.00	182.00	182.00
TDC 70-HOA-1	Friction hold open arm	243.00	243.00	243.00
TDC 70-CUSH-1	CUSH parallel arm	261.00	261.00	261.00
TDC 70-HCUSH-1	Hold open CUSH parallel arm	273.00	273.00	273.00
TDC 70T-1	Heavy duty slide track arm	294.00	294.00	294.00

Order string is as follows:
 [Series]-[Cylinder Type]-[Arm Type]-[Finish]

Example order: TDC 70-AL-1

To view the full How to Order, visit townsteel.com/documents/tdc70-how-to-order

* Delayed Action and Barrier Free cylinders are also available

[1] Prices based on F.O.B. City of Industry, CA. [2] Prices subject to change without notice.

Door Closers - Closers

TDC 90 Grade 1 Door Closer



The closers shown below are non-BAA closers. For BAA compliant closers, go to [page 312](#).

TDC 90*	Description	Finish		
		Aluminum	Black	Duro
TDC 90-1	Standard tri-packed arm	152.00	152.00	152.00

Order string is as follows:
 [Series]-[Cylinder Type]-[Finish]

Example order: TDC 90-AL-1

To view the full How to Order, visit townsteel.com/documents/tdc90-how-to-order

* Barrier Free cylinder is also available

[1] Prices based on F.O.B. City of Industry, CA. [2] Prices subject to change without notice.

Door Closers - Closers

TDC 53 / 54 Grade 3 Door Closer



TDC53 shown

The closers shown below are non-BAA closers. For BAA compliant closers, go to [page 312](#).

TDC 50	Description	Finish	
		Aluminum	Duro
TDC 53-1	Standard tri-packed arm; fixed to size 3	123.00	123.00
TDC 54-1	Standard tri-packed arm; fixed to size 4	132.00	132.00

Order string is as follows:
[Series]-[Finish]

Example order: TDC 54-AL-1

To view the full How to Order, visit townsteel.com/documents/tdc53-how-to-order or townsteel.com/documents/tdc54-how-to-order

[1] Prices based on F.O.B. City of Industry, CA. [2] Prices subject to change without notice.

Door Closers - Closers

BAA Door Closers



TDC40 shown

TDC 40 BAA	Description	Finish	
		Aluminum	Duro
TDC 40	Standard tri-packed arm	392.00	392.00
TDC 40-DA	Delayed action cylinder with standard tri-packed arm	408.00	408.00
TDC 40-HOA	Friction hold open arm	471.00	471.00
TDC 40-CUSH	CUSH parallel arm	494.00	494.00
TDC 40-HCUSH	Hold open CUSH parallel arm	525.00	525.00

TDC 85 BAA	Description	Finish	
		Aluminum	Duro
TDC 85	Adjustable standard tri-packed arm	279.00	279.00
TDC 85-DA	Delayed action cylinder with standard tri-packed arm	295.00	295.00
TDC 85-HOA	Friction hold open arm	358.00	358.00
TDC 85-CUSH	CUSH parallel arm	383.00	383.00

[1] Prices based on F.O.B. City of Industry, CA. [2] Prices subject to change without notice.

Door Closers - Closers

BAA Door Closers



TDC40 shown


TDC 85 BAA	Description	Finish	
		Aluminum	Duro
TDC 85-HCUSH	Hold open CUSH parallel arm	412.00	412.00

TDC 70 BAA	Description	Finish	
		Aluminum	Duro
TDC 70	Standard tri-packed arm	266.00	266.00
TDC 70-DA	Delayed action cylinder with standard tri-packed arm	285.00	285.00
TDC 70-HOA	Friction hold open arm	343.00	343.00
TDC 70-CUSH	CUSH parallel arm	367.00	367.00
TDC 70-HCUSH	Hold open CUSH parallel arm	397.00	397.00

[1] Prices based on F.O.B. City of Industry, CA. [2] Prices subject to change without notice.

Door Closers - Accessories

TDC Closer Arms



TDC40 SCUSH arm shown

Closer accessories purchased separately are priced with a 50% discount only.

TDC Arm	Description	Finish	
		AL	DU
TDC ARM-01-70	Friction Hold Open Arm (for TDC70)	92.00	92.00
TDC ARM-01-40	Friction Hold Open Arm (for TDC40)	107.00	107.00
TDC ARM-01-85	Friction Hold Open Arm (for TDC85)	92.00	92.00
TDC ARM-02-70	Cush Parallel Arm (for TDC70)	96.00	96.00
TDC ARM-02-40	Cush Parallel Arm (for TDC 40)	111.00	111.00
TDC ARM-02-85	Cush Parallel Arm (for TDC 85)	96.00	96.00
TDC ARM-03-70	Hold open CUSH parallel arm for TDC 70	99.00	99.00
TDC ARM-03-40	Hold open CUSH parallel arm for TDC 40	115.00	115.00
TDC ARM-03-85	Hold open CUSH parallel arm for TDC 85	99.00	99.00
TDC ARM-04-40	Standard arm for TDC 40	51.00	51.00

[1] Prices based on F.O.B. City of Industry, CA. [2] Prices subject to change without notice.

Door Closers - Accessories

TDC Closer Arms



TDC40 SCUSH arm shown


Closer accessories purchased separately are priced with a 50% discount only.

TDC Arm	Description	Finish	
		AL	DU
TDC ARM-05-40	Track Armset for TDC 40	95.00	95.00
TDC ARM-05-70	Track Armset for TDC 70	85.00	85.00
TDC ARM-05-85	Track Armset for TDC 85	85.00	85.00

[1] Prices based on F.O.B. City of Industry, CA. [2] Prices subject to change without notice.

Door Closers - Accessories

TDC Closer Blade Stop Spacers and Covers



TDC40 SCUSH arm shown

Closer accessories purchased separately are priced with a 50% discount only.

TDC Blade	Description	Finish		
		AL	BL	DU
TDC BLADE-40	Door closer blade stop spacer for all models, for TDC 40 only	43.00	43.00	43.00
TDC BLADE-85-70	Door closer blade stop spacer for TDC 70 and TDC 85	38.00	38.00	38.00

TDC Cover	Description	Finish		
		AL	BL	DU
TDC 40 Cover	Plastic cover for TDC 40	68.00	68.00	68.00
TDC 70 Cover	Plastic cover for TDC 70	52.00	52.00	52.00
TDC 85 Cover	Plastic cover for TDC 85	57.00	57.00	57.00
TDC 40-Metal Cover	Metal cover for TDC 40	169.00	169.00	169.00
TDC 85-Metal Cover	Metal cover for TDC 85	157.00	157.00	157.00
TDC 85-Slim Cover	Plastic slim cover for TDC 85	34.00	34.00	34.00

[1] Prices based on F.O.B. City of Industry, CA. [2] Prices subject to change without notice.

Door Closers - Accessories

TDC Closer Plates



TPDC-718-AL drop plate shown

Closer accessories purchased separately are priced with a 50% discount only.


TDC 40 Drop Plates	Description	Finish	
		AL	DU
TPDC-718	Drop Plate (where top rail less than 3-3/4")	48.00	48.00
TPDC-718G	Top Jamb Drop Plate (requires 1-3/4" minimum head frame)	48.00	48.00
TPDC-718TJ	Top Jamb Drop Plate (where face is less than 3-1/2")	48.00	48.00
TPDC-718PA	Parallel Arm Mounting Plate	48.00	48.00

TDC 70 Drop Plates	Description	Finish	
		AL	DU
TDC 70-DP	Drop Plate (for pull side, where mounting surface height is less than 3-1-2")	41.00	41.00
TDC 70-DPPA	Drop Plate (for push side parallel arm, mounting surface height is less than 4-3/4")	47.00	47.00

[1] Prices based on F.O.B. City of Industry, CA. [2] Prices subject to change without notice.

Door Closers - Accessories

TDC Closer Plates



TDC 85-DP drop plate shown

Closer accessories purchased separately are priced with a 50% discount only.

TDC 85 Drop Plates	Description	Finish	
		AL	DU
TDC 85-DP	Drop Plate (for mounting surface when clearance or mounting surface dimensions are limited) Required for top jamb mounting where head frame is less than 1-3/4" (44 mm) or flush ceiling conditions exist.	41.00	41.00
TDC 85-DPPA	Drop Plate (for parallel arm installation where a narrow top rail prevents direct mounting) Required for parallel arm mounting where top rail is less than 4-3/8" (111 mm), measured from the stop.	47.00	47.00

TDC 90 Drop Plates	Description	Finish	
		AL	DU
TDC 90-NDP	Drop Plate for TDC 90, for Top Jamb and standard application	47.00	47.00

[1] Prices based on F.O.B. City of Industry, CA. [2] Prices subject to change without notice.

Door Closers - Accessories

TDC Closer Auxiliary Shoes and CUSH Shoe Supports



TDC CUSH-SUPPORT shoe support shown

TDC Shoe	Description	Finish		
		AL	BL	DU
TDC CUSH-SUPPORT	CUSH shoe support for TDC 40 / 85 / 70	45.00	45.00	45.00
TDC SE-40	Auxiliary shoe for TDC 40	45.00	45.00	45.00
TDC SE-85-70	Auxiliary shoe for TDC 70 and TDC 85	45.00	45.00	45.00

[1] Prices based on F.O.B. City of Industry, CA. [2] Prices subject to change without notice.

New Products

NEW PRODUCTS	PAGE
AegisSecure™ 7000 Series Wireless Access Control.....	321
Aegis LIC-SLM Bored Lock	322
Aegis MSE-LM Mortise Lock.....	323
Rejuvenator Series	324

New Products

AegisSecure™ 7000 Series Wireless Access Control



The AegisSecure™ 7000 series is comprised of several new electronic locks designed to give property managers real-time control in one on-premise solution. These include:

- e-Genius 7000 series Electronic Interconnected Lock
- e-Elite 7000 series Electronic Cylindrical Lock
- e-Cronus 7000 series Electronic Mortise Lock
- e-Kontos 7000 series Electronic Mortise Lock
- e-Kestros 7000 series Electronic Mortise Lock Exit Device Trim

Offering features like multiple access methods, audit trail functionality, wireless lock management, passage schedules, user schedule assignments, and secure data retrieval, AegisSecure™ is Access Made Easy.

To find pricing on these products, start at the [Electronic Locks and Software - Access Control](#) section.

New Products

Aegis LIC-SLM Bored Lock



The Aegis Bored Lock is well suited for either new construction or retrofit projects, but it really shines in a retrofit application. It has been designed to perfectly fit into existing cylindrical lock preps making this security upgrade fast and easy. Any minor modifications can easily be done in the field without voiding warranty or fire-label.

Features include:

- Status indicators on both sides of the opening
- Designed to meet industry standards and is UL 10(C) 3 hour fire rating certified
- Meets the requirements of the American with Disabilities Act (ADA)
- Available with a cylinder on the outside with a thumb turn on the inside, or in a double cylinder configuration; works with a variety of industry common keyed cylinders
- Available in 4 different functions: F76 Privacy, F84 Classroom, F110 Classroom Intruder, and F115 Faculty Privacy

To find pricing on this product, you can find it in the [School Security Solutions](#) section, the [Rejuvenator](#) section, or under the [Indicator Devices](#) section.

New Products

Aegis MSE-LM Mortise Lock



TownSteel has engineered this product to fit into most competing brands mortise door preps! The Aegis Mortise Lock simplifies the upgrade process for you, saving time and money. Depending upon the function of the lock you need, minor modifications may be required, but your warranty and ratings will not be impacted.

Features include:

- Status indicators on both sides of the opening
- Designed to meet industry standards and is UL 10(C) 3 hour fire rating certified
- Meets the requirements of the Americans with Disabilities Act (ADA)

To find pricing on this product, you can find it in the [School Security Solutions](#) section, the [Rejuvenator](#) section, or under the [Indicator Devices](#) section.

New Products

Rejuvenator Series



The Rejuvenator is designed to work within existing door preps, eliminating the need for costly door modifications or replacements. Requiring only small thru-bolt holes for the escutcheon mounting posts, your door's existing certifications or labels will not be affected.

Features include:

- New mortise lockbody options are designed to fit into a variety of door preps from major manufacturers
- Available models include mortise locks, bored locks, and exit device trims
- Designed to meet industry standards and UL 10(C) 3 hour fire rating
- Meets the requirements of the American with Disabilities Act (ADA)

To find pricing on these products, either click the product name above, or go to the [Rejuvenator Series](#) section.

School Security Solutions

SCHOOL SECURITY SOLUTIONS	PAGE
About School Security Solutions	326
Aegis LIC-SLM Bored Lock	327
Aegis MSE-LM Mortise Lock	329
TDC40 Door Closer	331

School Security Solutions

About School Security Solutions



On April 23, 1635, the first public school in what became the United States was formed in Boston, Massachusetts. Since this time, educational facilities have had the noble mission of training students for their chosen professions.

School is a place where most people spend a significant amount of their lives. Gaining knowledge, developing friendships, and preparing for the future are some of the important activities that happen in schools. The environment needs to nurture this growth and provide a safe haven for students and staff. This is precisely where school security comes into play.

The world we live in is evolving and it's vital that schools prioritize student's and staff's protection. Classroom openings and their respective hardware can offer a great deal of security when called upon. TownSteel would like to introduce you to some of the products we have that help to protect students and staff.

School Security Solutions

Aegis LIC-SLM Bored Lock



Two indicator labels available: OCCUPIED / VACANT, LOCKED / UNLOCKED.

Bored Lock with Large Message Indicator		Function	Finish
			630
<i>Single cylinder functions</i>			
SLM-F84T	Classroom with thumb turn		906.00
SLM-F86	Storeroom		906.00
SLM-F115	Faculty Privacy*		1,009.00
<i>Double cylinder functions</i>			
SLM-F110	Classroom Intruder		957.00

* This is a TownSteel function

[1] Prices based on F.O.B. City of Industry, CA. [2] Prices subject to change without notice.

School Security Solutions

Aegis LIC-SLM Bored Lock



Two indicator labels available: OCCUPIED / VACANT, LOCKED / UNLOCKED.

Bored Lock with Large Message Indicator		Function	Finish
			630
<i>Non-keyed functions</i>			
SLM-F75	Passage		850.00
SLM-F76	Privacy		906.00

Order string is as follows:

[Series]-[Function]-[Message]-[Lever]-[Handing]-[Cylinder]

Example order: SLM-F84T-L-S-RH-SC

To view the full How to Order, visit townsteel.com/documents/aegis-bored-lock-cut-sheet/

[1] Prices based on F.O.B. City of Industry, CA. [2] Prices subject to change without notice.

School Security Solutions

Aegis MSE-LM Mortise Lock



Two indicator labels available: OCCUPIED / VACANT, LOCKED / UNLOCKED.

Directional "Lock" engraving available on outside, inside, or both.

Mortise Lock with Large Message Indicator	Function	Finish
		630
<i>Single cylinder functions</i>		
MSE-LM-05	Classroom	1,545.00
MSE-LM-07	Storeroom	1,545.00
MSE-LM-20	Entrance / Apartment	1,545.00
MSE-LM-21	Dormitory with Deadbolt	1,545.00
MSE-LM-115	Faculty Privacy*	1,908.00
<i>Double cylinder functions</i>		
MSE-LM-32	Intruder Latchbolt	1,640.00
MSE-LM-33	Intruder Deadbolt	1,640.00

* This is a TownSteel function

[1] Prices based on F.O.B. City of Industry, CA. [2] Prices subject to change without notice.

School Security Solutions

Aegis MSE-LM Mortise Lock



Two indicator labels available: OCCUPIED / VACANT, LOCKED / UNLOCKED.

Directional "Lock" engraving available on outside, inside, or both.

Mortise Lock with Large Message Indicator	Function	Finish
		630
<i>Double cylinder functions</i>		
MSE-LM-35	Storeroom with deadbolt	1,640.00
<i>Non-keyed functions</i>		
MSE-LM-22	Privacy	1,388.00

Order string is as follows:

[Series]-[Function]-[Message]-[Lever]-[Handing]-[Engraving]-[Cylinder]

Example order: MSE-LM-4-20-O-S-RH-LB-SC

To view the full How to Order, visit townsteel.com/documents/aegis-mortise-lock-cut-sheet/

[1] Prices based on F.O.B. City of Industry, CA. [2] Prices subject to change without notice.

School Security Solutions

TDC 40 Grade 1 Heavy Duty Door Closer



TDC 40*	Description	Finish		
		Aluminum	Black	Duro
TDC 40-1	Standard tri-packed arm	322.00	322.00	322.00
TDC 40-HOA-1	Friction hold open arm	397.00	397.00	397.00
TDC 40-CUSH-1	CUSH parallel arm	405.00	405.00	405.00
TDC 40-HCUSH-1	Hold open CUSH parallel arm	416.00	416.00	416.00
TDC 40-SCUSH-1	Spring CUSH parallel arm	406.00	406.00	406.00

* Delayed Action cylinder is also available

[1] Prices based on F.O.B. City of Industry, CA. [2] Prices subject to change without notice.

School Security Solutions

TDC 40 Grade 1 Heavy Duty Door Closer



TDC 40*	Description	Finish		
		Aluminum	Black	Duro
TDC 40-SHCUSH-1	Spring hold open CUSH parallel arm	415.00	415.00	415.00
TDC 40-EDA-1	Extra heavy duty parallel arm	346.00	346.00	346.00
TDC 40-HEDA-1	Hold open extra heavy duty parallel arm	415.00	415.00	415.00
TDC 40T-1	Heavy duty slide track arm	415.00	415.00	415.00

Order string is as follows:
 [Series]-[Cylinder Type]-[Arm Type]-[Finish]

Example order: TDC 40-EDA-AL-1

To view the full How to Order, visit [townsteel.com/documents/tdc40-how-to-order](https://www.townsteel.com/documents/tdc40-how-to-order)

* Delayed Action cylinder is also available

[1] Prices based on F.O.B. City of Industry, CA. [2] Prices subject to change without notice.

Rejuvenator Series

REJUVENATOR SERIES	PAGE
About the Rejuvenator Series	334
MSE-R and MSE-W Mortise Lock with Escutcheon	335
Aegis MSE-LM Mortise Lock with Large Message Indicator.	338
Aegis LIC-SLM Bored Lock with Large Message Indicator	341
Rejuvenator MRXA Mortise Lock with Ligature Resistant Arch Trim	343
e-Kontos-R Electronic Mortise Lock	345
e-Kestros Electronic Exit Device Lever Trim.	346
m-Kestros Mechanical Exit Device Lever Trim.	347

Rejuvenator Series

About the Rejuvenator Series



Pictured above: the first advertisement / sell sheet for the Rejuvenator launched in 2007

In 2007, TownSteel founder Dennis Ma created the original Rejuvenator, a mechanical escutcheon trim that was designed to be adjustable to fit the dimensions of major brands' mortises. The Rejuvenator was originally designed to be a cost effective way for locksmiths to be able to replace the damaged or broken trim on a mortise lock without having to order an entire new lockset.

Unlike other door preparations, the mortise lock is distinctive and varies across every brand. In many cases, the only way to upgrade from worn out or outdated mortise locks is through costly modifications, which can require intensive labor to modify existing door preps and impact the various required codes. Therefore, many people often opt for new doors as the most cost-effective way to tackle this.

In 2025 however, many facilities may be looking to replace the entire mortise lockset, as opposed to just the trim. To better address the concerns associated with upgrading an existing mortise without modifying or replacing the door, Dennis has designed the new Rejuvenator to include new mortise chassis to fit into existing door preps, eliminating the need for costly door modifications.

Since this product is tested and certified, your certifications or labels for your doors will not be affected. The new Rejuvenator also meets UL 10C 3-hour fire rating, ANSI / BHMA Grade 1 Certifications, and meets the requirements of the American with Disabilities Act.



**Consult factory for BAA compliant Rejuvenator products.*

Rejuvenator Series

MSE-R and MSE-W Mortise Lock with Escutcheon



MSE-R (Regular)



MSE-W (Wide)

Direct replacement for Schlage®, Sargent®, Best®, Dorma®, Corbin Russwin®, Marks®, and PDQ® mortise chassis. Please indicate desired brand templating when ordering.

MSE-R is for 1-3/8" cylinders, MSE-W is for 1-1/4" cylinders.

Rejuvenator Mortise	Function	Finish
		626
<i>Single cylinder functions</i>		
MSE-R-04	Entry / Office	853.00
MSE-R-05	Classroom	853.00
MSE-R-07	Storeroom / Closet	853.00
MSE-R-13	Dormitory / Exit	893.00
MSE-R-20	Entrance / Apartment	893.00
MSE-R-21	Dormitory with Deadbolt	893.00

Mortise Series	P/N	Door Prep Equivalent
RM	1	Marks® 5 Series Dorma® M9000 series
RC	3	Corbin® ML2000 Series
MS	4	TownSteel® MSE series Best® 35 / 45 Series
RS	6	Sargent® 8200 Series
RL	7	Schlage® L Series

[1] Prices based on F.O.B. City of Industry, CA. [2] Prices subject to change without notice.

Rejuvenator Series

MSE-R and MSE-W Mortise Lock with Escutcheon



MSE-R (Regular)



MSE-W (Wide)

Direct replacement for Schlage®, Sargent®, Best®, Dorma®, Corbin Russwin®, Marks®, and PDQ® mortise chassis. Please indicate desired brand templating when ordering.

MSE-R is for 1-3/8" cylinders, MSE-W is for 1-1/4" cylinders.

Rejuvenator Mortise	Function	Finish
		626
<i>Double cylinder functions</i>		
MSE-R-09	Apartment / Exit / Public Toilet	1,012.00
MSE-R-14	Storeroom	1,012.00
MSE-R-32	Intruder Latchbolt	1,012.00
MSE-R-33	Intruder Deadbolt	1,012.00

Mortise Series	P/N	Door Prep Equivalent
RM	1	Marks® 5 Series Dorma® M9000 series
RC	3	Corbin® ML2000 Series
MS	4	TownSteel® MSE series Best® 35 / 45 Series
RS	6	Sargent® 8200 Series
RL	7	Schlage® L Series

[1] Prices based on F.O.B. City of Industry, CA. [2] Prices subject to change without notice.

Rejuvenator Series

MSE-R and MSE-W Mortise Lock with Escutcheon



MSE-R (Regular)



MSE-W (Wide)

Direct replacement for Schlage®, Sargent®, Best®, Dorma®, Corbin Russwin®, Marks®, and PDQ® mortise chassis. Please indicate desired brand templating when ordering.

MSE-R is for 1-3/8" cylinders, MSE-W is for 1-1/4" cylinders.

Rejuvenator Mortise	Function	Finish
		626
<i>Non-keyed functions</i>		
MSE-R-01	Passage / Closet	768.00
MSE-R-02/19	Privacy / Bathroom	853.00
MSE-R-31	Exit	674.00

Mortise Series	P/N	Door Prep Equivalent
RM	1	Marks® 5 Series Dorma® M9000 series
RC	3	Corbin® ML2000 Series
MS	4	TownSteel® MSE series Best® 35 / 45 Series
RS	6	Sargent® 8200 Series
RL	7	Schlage® L Series

Order string is as follows:

[Trim]-[Series]-[Function]-[Lever]-[Handing]-[Finishes]-[Cylinder]

Example order: MSE-R-4-05-S-RH-626-SC

[1] Prices based on F.O.B. City of Industry, CA. [2] Prices subject to change without notice.

Rejuvenator Series

Aegis MSE-LM Mortise Lock with Large Message Indicator



Direct replacement for Schlage®, Sargent®, Best®, Dorma®, Corbin Russwin®, Marks®, and PDQ® mortise chassis. Please indicate desired brand templating when ordering.

Two indicator labels available: OCCUPIED / VACANT, LOCKED / UNLOCKED. Message choice is dependent upon function. Directional “Lock” engraving available on outside, inside, or both.

Aegis MSE-LM	Function	Finish
		630
<i>Single cylinder functions</i>		
MSE-LM-05	Classroom	1,545.00
MSE-LM-07	Storeroom	1,545.00
MSE-LM-20	Entrance / Apartment	1,545.00
MSE-LM-21	Dormitory with Deadbolt	1,545.00
MSE-LM-115	Faculty Privacy*	1,908.00

Mortise Series	P/N	Door Prep Equivalent
RM	1	Marks® 5 Series Dorma® M9000 series
RC	3	Corbin® ML2000 Series
MS	4	TownSteel® MSE series Best® 35 / 45 Series
RS	6	Sargent® 8200 Series
RL	7	Schlage® L Series

* This is a TownSteel function

[1] Prices based on F.O.B. City of Industry, CA. [2] Prices subject to change without notice.

Rejuvenator Series

Aegis MSE-LM Mortise Lock with Large Message Indicator



Direct replacement for Schlage®, Sargent®, Best®, Dorma®, Corbin Russwin®, Marks®, and PDQ® mortise chassis. Please indicate desired brand templating when ordering.

Two indicator labels available: OCCUPIED / VACANT, LOCKED / UNLOCKED. Message choice is dependent upon function. Directional “Lock” engraving available on outside, inside, or both.

Aegis MSE-LM	Function	Finish
		630
<i>Double cylinder functions</i>		
MSE-LM-32	Intruder Latchbolt	1,640.00
MSE-LM-33	Intruder Deadbolt	1,640.00
MSE-LM-35	Storeroom with Deadbolt	1,640.00

Mortise Series	P/N	Door Prep Equivalent
RM	1	Marks® 5 Series Dorma® M9000 series
RC	3	Corbin® ML2000 Series
MS	4	TownSteel® MSE series Best® 35 / 45 Series
RS	6	Sargent® 8200 Series
RL	7	Schlage® L Series

[1] Prices based on F.O.B. City of Industry, CA. [2] Prices subject to change without notice.

Rejuvenator Series

Aegis MSE-LM Mortise Lock with Large Message Indicator



Direct replacement for Schlage®, Sargent®, Best®, Dorma®, Corbin Russwin®, Marks®, and PDQ® mortise chassis. Please indicate desired brand templating when ordering.

Two indicator labels available: OCCUPIED / VACANT, LOCKED / UNLOCKED. Message choice is dependent upon function. Directional “Lock” engraving available on outside, inside, or both.

Aegis MSE-LM	Function	Finish
		630
<i>Non-keyed functions</i>		
MSE-LM-22	Privacy	1,388.00

Mortise Series	P/N	Door Prep Equivalent
RM	1	Marks® 5 Series Dorma® M9000 series
RC	3	Corbin® ML2000 Series
MS	4	TownSteel® MSE series Best® 35 / 45 Series
RS	6	Sargent® 8200 Series
RL	7	Schlage® L Series

Order string is as follows:

[Series]-[Function]-[Message]-[Lever]-[Handing]-[Engraving]-[Cylinder]

Example order: MSE-LM-4-20-O-S-RH-LB-SC

To view the full How to Order, visit townsteel.com/documents/aegis-mortise-lock-cut-sheet/

[1] Prices based on F.O.B. City of Industry, CA. [2] Prices subject to change without notice.

Rejuvenator Series

Aegis LIC-SLM Bored Lock with Large Message Indicator



Two indicator labels available: OCCUPIED / VACANT, LOCKED / UNLOCKED.

Bored Lock with Large Message Indicator	Function	Finish
		630
<i>Single cylinder functions</i>		
SLM-F84T	Classroom with thumb turn*	906.00
SLM-F86	Storeroom	906.00
SLM-F115	Faculty Privacy*	1,009.00
<i>Double cylinder functions</i>		
SLM-F110	Classroom Intruder	957.00

* This is a TownSteel function

[1] Prices based on F.O.B. City of Industry, CA. [2] Prices subject to change without notice.

Rejuvenator Series

Aegis LIC-SLM Bored Lock with Large Message Indicator



Two indicator labels available: OCCUPIED / VACANT, LOCKED / UNLOCKED.

Bored Lock with Large Message Indicator		Function	Finish
			630
<i>Non-keyed functions</i>			
SLM-F75	Passage		850.00
SLM-F76	Privacy		906.00

Order string is as follows:

[Series]-[Function]-[Message]-[Lever]-[Handing]-[Cylinder]

Example order: LIC-SLM-F84T-L-S-RH-SC

To view the full How to Order, visit townsteel.com/documents/aegis-bored-lock-cut-sheet/

[1] Prices based on F.O.B. City of Industry, CA. [2] Prices subject to change without notice.

Rejuvenator Series

Rejuvenator MRXA Mortise Lock with Ligature Resistant Arch Trim



Direct replacement for Schlage®, Sargent®, Best®, Dorma®, and Corbin Russwin® mortise chassis. Please indicate desired brand templating when ordering.

MRXA-R	Function	Finish
		630
<i>Single cylinder functions</i>		
MRXA-R-05	Classroom	1,569.00
MRXA-R-07	Storeroom / Closet	1,569.00
MRXA-R-13	Dormitory or Exit with thumb turn	1,603.00
<i>Double cylinder functions</i>		
MRXA-R-30	Institutional	1,690.00
MRXA-R-32	Intruder Latchbolt	1,690.00

Mortise Series	P/N	Door Prep Equivalent
RM	1	Marks® 5 Series Dorma® M9000 series
RC	3	Corbin® ML2000 Series
MS	4	TownSteel® MSE series Best® 35 / 45 Series
RS	6	Sargent® 8200 Series
RL	7	Schlage® L Series

[1] Prices based on F.O.B. City of Industry, CA. [2] Prices subject to change without notice.

Rejuvenator Series

Rejuvenator MRXA Mortise Lock with Ligature Resistant Arch Trim



Direct replacement for Schlage®, Sargent®, Best®, Dorma®, and Corbin Russwin® mortise chassis. Please indicate desired brand templating when ordering.

MRXA-R	Function	Finish
		630
<i>Non-keyed functions</i>		
MRXA-R-19	Privacy / Bathroom with Deadbolt	1,520.00

Mortise Series	P/N	Door Prep Equivalent
RM	1	Marks® 5 Series Dorma® M9000 series
RC	3	Corbin® ML2000 Series
MS	4	TownSteel® MSE series Best® 35 / 45 Series
RS	6	Sargent® 8200 Series
RL	7	Schlage® L Series

Order string is as follows:

[Trim]-[Chassis]-[Function]-[Handing]-[Finish]-[Cylinder]

Example order: MRXA-04-05-RH-630-SC

[1] Prices based on F.O.B. City of Industry, CA. [2] Prices subject to change without notice.

Rejuvenator Series

e-Kontos-R Electronic Mortise Lock



Direct replacement for Schlage®, Sargent®, Best®, Dorma®, and Corbin Russwin® mortise chassis. Please indicate desired brand templating when ordering.

e-Kontos-R	Function	Finish
		626
EKO1A	e-Kontos trim without cylinder	1,864.00
EKO1B	e-Kontos trim with cylinder	1,864.00

Mortise Series	P/N	Door Prep Equivalent
RM	1	Marks® 5 Series Dorma® M9000 series
RC	3	Corbin® ML2000 Series
MS	4	TownSteel® MSE series Best® 35 / 45 Series
RS	6	Sargent® 8200 Series
RL	7	Schlage® L Series

Order string is as follows:

[Series]-[Lockbody]-[Model]-[Lever]-[Handing]-[Finish]-[Cylinder]

Example order: EKE1B-4-2-S-RH-626-SC

[1] Prices based on F.O.B. City of Industry, CA. [2] Prices subject to change without notice.

Rejuvenator Series

e-Kestros Electronic Exit Device Lever Trim



Compatible Exit Device Lever Trim for Detex 10/40, Von Duprin 22, Falcon 19 and 20, Cal Royal 2000 series, Dorex 8500, Hager 4700, and PHI 2100 RIM exit devices.

2000 Series Electronic Exit Device Lever Trim		Function	Finish	
			622	626
EKE1A-2-R	Entrance Rim without cylinder	868.00	854.00	
EKE1B-2-R	Entrance Rim with cylinder	1,111.00	1,098.00	

Order string is as follows:

[Trim]-[Function]-[Exit Device Type]-[Lever]-[Finish]-[Cylinder]

Example order: EKE1A-2-R-S-626-SC

[1] Prices based on F.O.B. City of Industry, CA. [2] Prices subject to change without notice.

Rejuvenator Series

m-Kestros Mechanical Exit Device Lever Trim



Compatible with all TownSteel exit devices and Von Duprin 99 and 22 series.

Mechanical Exit Device Lever Trim	Function	Finish	
		622	626
MKS-02-R	Mechanical trim for Rim exit device; F02 Dummy Non-functioning set without locking mechanism	658.00	647.00
MKS-08-R	Mechanical trim for Rim exit device; F08 Entrance Entrance by lever; key locks or unlocks, with cylinder	797.00	775.00
MKS-09-R	Mechanical trim for Rim exit device; F09 Night Latch* Entrance by trim when latch is retracted by key. Key is removable only when locked. *requires provided Night Latch cam package	852.00	833.00
MKS-14-R	Mechanical trim for Rim exit device; F14 Passage Latch bolt operated by lever at all times	658.00	647.00

Order string is as follows:

[Trim]-[Function]-[Exit Device Type]-[Lever]-[Finish]-[Cylinder]

Example order: MKS-08-R-S-626-SC

[1] Prices based on F.O.B. City of Industry, CA. [2] Prices subject to change without notice.

Indicator Devices

INDICATOR DEVICES	PAGE
Indicator Mortise Locks	349
Aegis MSE-LM	349
Indicator Bored Locks	352
Aegis LIC-SLM	352

Indicator Devices - Mortise Locks

Aegis MSE-LM



Direct replacement for Schlage®, Sargent®, Best®, Dorma®, Corbin Russwin®, and Marks® mortise chassis. Please indicate desired brand templating when ordering.

Two indicator labels available: OCCUPIED / VACANT, LOCKED / UNLOCKED. Message choice is dependent upon function. Directional “Lock” engraving available on outside, inside, or both.

Aegis MSE-LM	Function	Finish
		630
<i>Single cylinder functions</i>		
MSE-LM-05	Classroom	1,545.00
MSE-LM-07	Storeroom	1,545.00
MSE-LM-20	Entrance / Apartment	1,545.00
MSE-LM-21	Dormitory with Deadbolt	1,545.00
MSE-LM-115	Faculty Privacy*	1,908.00

Mortise Series	P/N	Door Prep Equivalent
RM	1	Marks® 5 Series Dorma® M9000 series
RC	3	Corbin® ML2000 Series
MS	4	TownSteel® MSE series Best® 35 / 45 Series
RS	6	Sargent® 8200 Series
RL	7	Schlage® L Series

* This is a TownSteel function

[1] Prices based on F.O.B. City of Industry, CA. [2] Prices subject to change without notice.

Indicator Devices - Mortise Locks

Aegis MSE-LM



Direct replacement for Schlage®, Sargent®, Best®, Dorma®, Corbin Russwin®, and Marks® mortise chassis. Please indicate desired brand templating when ordering.

Two indicator labels available: OCCUPIED / VACANT, LOCKED / UNLOCKED. Message choice is dependent upon function. Directional “Lock” engraving available on outside, inside, or both.

Aegis MSE-LM	Function	Finish
		630
<i>Double cylinder functions</i>		
MSE-LM-32	Intruder Latchbolt	1,640.00
MSE-LM-33	Intruder Deadbolt	1,640.00
MSE-LM-35	Storeroom	1,640.00

Mortise Series	P/N	Door Prep Equivalent
RM	1	Marks® 5 Series Dorma® M9000 series
RC	3	Corbin® ML2000 Series
MS	4	TownSteel® MSE series Best® 35 / 45 Series
RS	6	Sargent® 8200 Series
RL	7	Schlage® L Series

[1] Prices based on F.O.B. City of Industry, CA. [2] Prices subject to change without notice.

Indicator Devices - Mortise Locks

Aegis MSE-LM



Direct replacement for Schlage®, Sargent®, Best®, Dorma®, Corbin Russwin®, and Marks® mortise chassis. Please indicate desired brand templating when ordering.

Two indicator labels available: OCCUPIED / VACANT, LOCKED / UNLOCKED. Message choice is dependent upon function. Directional “Lock” engraving available on outside, inside, or both.

Aegis MSE-LM	Function	Finish
		630
<i>Non-keyed functions</i>		
MSE-LM-22	Privacy	1,388.00

Mortise Series	P/N	Door Prep Equivalent
RM	1	Marks® 5 Series Dorma® M9000 series
RC	3	Corbin® ML2000 Series
MS	4	TownSteel® MSE series Best® 35 / 45 Series
RS	6	Sargent® 8200 Series
RL	7	Schlage® L Series

Order string is as follows:

[Series]-[Function]-[Message]-[Lever]-[Handing]-[Engraving]-[Cylinder]

Example order: MSE-LM-4-20-O-S-RH-LB-SC

To view the full How to Order, visit townsteel.com/documents/aegis-mortise-lock-cut-sheet/

[1] Prices based on F.O.B. City of Industry, CA. [2] Prices subject to change without notice.

Indicator Devices - Bored Locks

Aegis LIC-SLM



Three indicator labels available: SECURE / UNSECURE, OCCUPIED / VACANT, LOCKED / UNLOCKED.

Bored Lock with Large Message Indicator		Function	Finish
			630
<i>Single cylinder functions</i>			
SLM-F84T	Classroom*		906.00
SLM-F86	Storeroom		906.00
SLM-F115	Faculty Privacy*		1,009.00
<i>Double cylinder functions</i>			
SLM-F110	Classroom Intruder		957.00

* This is a TownSteel function

[1] Prices based on F.O.B. City of Industry, CA. [2] Prices subject to change without notice.

Indicator Devices - Bored Locks

Aegis LIC-SLM



Three indicator labels available: SECURE / UNSECURE, OCCUPIED / VACANT, LOCKED / UNLOCKED.

Bored Lock with Large Message Indicator	Function	Finish
		630
<i>Non-keyed functions</i>		
SLM-F75	Passage	850.00
SLM-F76	Privacy	906.00

Order string is as follows:

[Series]-[Function]-[Message]-[Lever]-[Handing]-[Cylinder]

Example order: SLM-F84T-L-S-RH-SC

To view the full How to Order, visit townsteel.com/documents/aegis-bored-lock-cut-sheet/

[1] Prices based on F.O.B. City of Industry, CA. [2] Prices subject to change without notice.

Case Quantities

All products in this section are stocked and must be ordered in case quantities

CDC-1 Grade 1 Cylindrical (Sentinel / Quest / Gala)	Functions	Quantity per Case	Weight	List Price per Case
CDC-1-75 (626)	Passage	6	30 lbs.	1,277.00
CDC-1-76 (626)	Privacy	6	30 lbs.	1,528.00
CDC-1-84 (626)	Classroom	6	30 lbs.	1,816.00
CDC-1-86 (626)	Storeroom	6	30 lbs.	1,606.00
CDC-1-109 (626)	Entry	6	30 lbs.	1,606.00
CDC-1-75 (622)	Passage	6	30 lbs.	1,350.00
CDC-1-76 (622)	Privacy	6	30 lbs.	1,606.00
CDC-1-84 (622)	Classroom	6	30 lbs.	1,883.00
CDC-1-86 (622)	Storeroom	6	30 lbs.	1,685.00
CDC-1-109 (622)	Entry	6	30 lbs.	1,685.00

CSRC-1 Grade 2 Cylindrical (Sentinel / Quest / Gala)	Functions	Quantity per Case	Weight	List Price per Case
CSRC-1-75 (626)	Passage	12	30 lbs.	1,267.00
CSRC-1-76 (626)	Privacy	12	30 lbs.	1,279.00
CSRC-1-84 (626)	Classroom	12	30 lbs.	1,490.00
CSRC-1-86 (626)	Storeroom	12	30 lbs.	1,490.00
CSRC-1-109 (626)	Entry	12	30 lbs.	1,490.00
CSRC-1-75 (622)	Passage	12	30 lbs.	1,366.00
CSRC-1-76 (622)	Privacy	12	30 lbs.	1,453.00

[1] Prices based on F.O.B. City of Industry, CA. [2] Prices subject to change without notice.

Case Quantities

All products in this section are stocked and must be ordered in case quantities

CSRC-1 Grade 2 Cylindrical (Sentinel / Quest / Gala)	Functions	Quantity per Case	Weight	List Price per Case
CSRC-1-84 (622)	Classroom	12	30 lbs.	1,689.00
CSRC-1-86 (622)	Storeroom	12	30 lbs.	1,689.00
CSRC-1-109 (622)	Entry	12	30 lbs.	1,689.00

TDC 40 Heavy Duty Commercial Closer	Description	Quantity per Case	Weight	List Price per Case
TDC 40-1 (AL, DU)	Regular arm	4	49 lbs.	1,285.00
TDC 40 HOA-1 (AL, DU)	Hold Open arm	3	43 lbs.	1,191.00
TDC 40 CUSH-1 (AL, DU)	Cush arm	3	44 lbs.	1,214.00
TDC 40 HCUSH-1 (AL, DU)	Hold Open Cush arm	3	44 lbs.	1,247.00
TDC 40 EDA-1 (AL, DU)	Extra Heavy Duty arm	4	57 lbs.	1,383.00

TDC 85 Heavy Duty Commercial Closer	Description	Quantity per Case	Weight	List Price per Case
TDC 85-1 (AL, DU)	Regular arm	6	45 lbs.	1,146.00
TDC 85 HOA-1 (AL, DU)	Hold Open arm	6	45 lbs.	1,514.00
TDC 85 CUSH-1 (AL, DU)	Cush arm	4	42 lbs.	1,048.00
TDC 85 HCUSH-1 (AL, DU)	Hold Open Cush arm	4	46 lbs.	1,128.00

[1] Prices based on F.O.B. City of Industry, CA. [2] Prices subject to change without notice.

Case Quantities

All products in this section are stocked and must be ordered in case quantities

TDC 70 Standard Duty Commercial Closer	Description	Quantity per Case	Weight	List Price per Case
TDC 70-1 (AL, DU)	Regular arm	6	51 lbs.	1,093.00
TDC 70 HOA-1 (AL, DU)	Hold Open arm	3	35 lbs.	1,461.00
TDC 70 CUSH-1 (AL, DU)	Cush arm	3	33 lbs.	1,567.00
TDC 70 HCUSH-1 (AL, DU)	Hold Open Cush arm	3	37 lbs.	1,639.00

ED9700 Grade 1 Exit Device	Description	Quantity per Case	Weight	List Price per Case
ED9700 36" (630)	36" Rim exit device	4	52 lbs.	3,791.00
EF9700 36" (630)	36" Rim fire exit device	4	54 lbs.	4,279.00
ED9700 48" (630)	48" Rim exit device	4	63 lbs.	4,134.00
EF9700 48" (630)	48" Rim fire exit device	4	65 lbs.	4,406.00
ED9727 36" (630)	36" Surface Vertical Rod exit device	4	41 lbs.	4,862.00
EF9727 36" (630)	36" Surface Vertical Rod fire exit device	4	43 lbs.	5,192.00
ED9727 48" (630)	48" Surface Vertical Rod exit device	4	66 lbs.	5,209.00
EF9727 48" (630)	48" Surface Vertical Rod fire exit device	4	68 lbs.	5,534.00

[1] Prices based on F.O.B. City of Industry, CA. [2] Prices subject to change without notice.

Terms and Conditions of Sale

1. Sale. As used herein, the term “Seller” shall mean TownSteel Incorporated and “Buyer” shall mean the party issuing a purchase order for or otherwise acquiring goods to be supplied by Seller. The Terms and Conditions of Sale contained herein shall apply to all quotations made and purchase orders entered by Seller. These Terms and Conditions of Sale constitute an offer by Seller to sell products (the “Products”) pursuant to the terms and conditions stated herein. THIS OFFER IS EXPRESSLY CONDITIONED ON ACCEPTANCE WITHOUT ADDITION OR ALTERATION. SELLER HEREBY PROVIDES NOTICE THAT IT OBJECTS TO ANY ADDITIONAL OR DIFFERENT TERMS PROPOSED IN ANY INSTRUMENT REQUESTING OR CONFIRMING THIS OFFER OF SALE BY OR ON BEHALF OF BUYER. These Terms and Conditions supersede any provisions, terms and conditions contained on any confirmation, purchase order or other writing the Buyer may give or receive, and the rights of the parties shall be governed exclusively by these Terms and Conditions. No contrary, additional, or different provisions, terms or conditions shall be binding on the seller. All orders placed by Buyer are subject to acceptance by Seller. Orders may not be canceled or rescheduled without Seller’s written consent. All orders must identify the products, unit quantities, part numbers, applicable prices and requested delivery dates of the Products being purchased.

2. Prices; Payment; Setoff. Unless otherwise provided in writing by Seller, all prices quoted (i) are F.O.B. Seller’s facility in City of Industry, California, or other location specified by Seller; (ii) are based on the quantities specified for delivery; (iii) shall automatically expire sixty (60) calendar days following the quotation date; and (iv) are subject to termination by Seller within such period. Such prices are subject to increase by Seller for (i) any order change made by Buyer and approved by Seller, (ii) with respect to multiple orders pursuant to a single purchase order, for any order confirmed after a general price increase made by Seller, and (iii) orders requiring special inspection, special packaging, handling and/or certification. In addition, unless otherwise provided in a written quotation or invoice, payment terms shall be Net 30 days or whatever approved by seller and interest shall accrue on all past due invoice amounts at the rate of 1.5% per month (or the maximum amount permitted by applicable law, whichever is lower), and be calculated starting from the fifteenth (15) day of invoice due date. Failure to timely pay any Seller invoice shall cause all subsequent invoices to become immediately due and payable. Seller may set off any amount due from Buyer, whether or not under this agreement, against any amount which may become due to Buyer hereunder. In the event of default by Buyer, Seller shall be entitled to costs, fees, and expenses, including but not limited to recovery of attorney fees, court costs and fees, and collections costs.

3. Shipment; Risk of Loss; Title. Unless otherwise agreed to in writing by the parties, deliveries of the goods shall be F.O.B. Seller’s facility in City of Industry, California, or other location specified by Seller. Seller shall not be obligated to accept Product orders totaling less than \$100.00. For orders less than \$300, a \$30 processing charge will be added. Seller shall use its reasonable efforts to place the goods in the possession of a carrier and to make a contract for their transportation as may be reasonable, having regard for the nature of the goods and generally accepted commercial standards. Buyer shall be responsible for and pay all expenses paid or incurred by Seller in delivering the goods. Buyer shall be responsible for insuring the goods during shipment. Risk of loss of the goods shall pass to Buyer at the time the goods are tendered to such carrier. Seller is not responsible for any items lost or damaged during the course of shipment. Buyer

is responsible for inspection of the shipment(s) for damages before signing for shipment. Buyer is to note of any visible damage on the delivery ticket on the copy to the Carrier and contact both the Carrier and Seller immediately.

4. Acceptance; Adjustments. All Products sold by Seller hereunder shall be deemed correct and acceptable by Buyer unless within ten (10) days following Buyer’s receipt of the Product, Buyer notifies Seller in writing of any claim that such Products are damaged or defective. Any claims for shortages or invoice discrepancies must be made to Seller in writing within ten (10) days following the invoice date to qualify for an adjustment. Claims for loss or damage because of shipment must include a copy of the delivery receipt that lists such damage, signed by the delivery driver. The Buyer must give notice of any claim within 10 days from the date of delivery. Failure to meet the 10 days will constitute an unconditional acceptance of the products and a waiver by the Buyer of all claims with respect to the products.

5. Warranties and Remedies. Seller warrants that all its products are free from defects in workmanship and material under normal use and service as shown in the Warranty document. Inspection will be made by the Buyer at the time and place of delivery. Seller will, at its option, repair or replace defective products with no charge for parts or labor, provided said products are returned to Seller at 17901 Railroad Street, City of Industry, CA 91748, freight prepaid, accompanied by Seller-provided RMA number, proof of purchase with date and a written notice which includes Buyer’s name, address, telephone number, email address, item No. and a brief description of the defect or problem. Refer to the RMA Policy for additional information. Seller is not responsible for defects or damages which occur from improper installation, maintenance and storage, shipping and handling, ordinary wear and tear, misuse, abuse, accident, unauthorized service, work done by others, consequential damages, or use of Seller’s products with unauthorized non-Seller’s parts.

6. Cancellation. Seller may designate certain Products and Services as noncancelable and the sale of such Products shall be subject to any special terms and conditions contained in Seller’s Proforma Invoice which shall prevail and supersede any inconsistent terms and conditions contained herein or elsewhere. Buyer shall be liable to Seller for any and all costs and expenses incurred by Seller (including, without limitation, reasonable attorney’s fees) in connection with Seller’s collection of any past due invoice amounts. In the event that Buyer cancels any order placed (in whole or in part) without Seller’s consent, Buyer shall be liable to Seller for reasonable cancellation charges, which shall include, but not be limited to, all costs and expenses incurred by Seller in preparing to fulfill such order. Cancellations will be accepted only upon receipt of written notice from Buyer and acceptance by Seller. Buyer shall incur a restocking charge of twenty five percent (25%) of the total invoice for any order canceled more than three (3) calendar days after initially placed with Seller.

7. Returns. Seller may designate certain Products and Services as non-returnable and the sale of such Products shall be subject to any special terms and conditions contained in Seller’s Proforma Invoice, which shall prevail and supersede any inconsistent terms and conditions contained herein or elsewhere. No merchandise shall be accepted for credit unless the return has been previously authorized by Seller in writing and Buyer returns the Products in original condition and packaging along with a copy of Seller’s authorization for such return. Returns shall be accepted within ninety (90) days after receiving the product, Buyer shall incur a restocking charge of twenty five

This document is a strictly confidential communication to and solely for the use of the recipient. It may not be reproduced or circulated without TownSteel’s prior written consent. These Terms and Conditions are effective as of July 1, 2020.

Terms and Conditions of Sale

percent (25%) of the total invoice for any order returned. Any credit issued pursuant to the terms herein shall be applied to Buyer's future Product orders. Seller shall not be obligated to issue any refund to Buyer.

8. Security Interest. Buyer hereby grants to Seller a purchase money security interest in all Products covered hereby as security for payment of all amounts due hereunder. Buyer agrees that Seller may take any actions reasonably necessary to perfect, preserve, and protect the security interest created hereby. The Seller shall have all of the remedies of a secured creditor under the Uniform Commercial Code or similar law of the country, kingdom, territory or principality in which Buyer is resident or to which the Products are shipped.

9. Option to Accelerate. Upon written notice to Buyer, Seller shall have the right to demand immediate payment of amounts due hereunder when Seller believes in good faith that the prospect or payment or performance by Buyer hereunder is impaired. The acceptance of Products by Buyer shall constitute an express representation that Buyer is not then insolvent within the meaning of Title 11, United States Code, or similar federal or state law or similar law of any foreign government.

10. Taxes. Any tax, duty, custom, impost or other fee of any nature imposed upon this transaction by any Federal, State, local or foreign governmental authority shall be paid by Buyer in addition to the price quoted or invoiced. In the event Seller is required to prepay any such tax, Buyer will promptly reimburse Seller for same. Buyer agrees to indemnify and hold Seller harmless for any liability for tax in connection with the sale, as well as the collection or withholding thereof, including penalties and interest thereon.

11. Contingencies. Seller will make reasonable efforts to fulfill orders; however, Seller will not be liable for any delay in performance or nonperformance on the part of Seller, directly or indirectly caused by fire, explosion, accidents, flood, labor trouble or shortage, war, act or regulation of any government, inability to obtain suitable material, equipment, fuel, power or transportation, or act of God; arising from contingencies, happenings or causes beyond the reasonable control of Seller. Quantities so affected by any such circumstances may be reduced by Seller without liability, but this agreement shall otherwise remain unaffected.

12. Default; Modification; Suspension. Cancellation, modification, suspension, or delay in shipment of Buyer's order shall not be accepted on terms which will not fully indemnify and reimburse Seller against loss; such indemnity to include recovery of all direct costs incurred and a normal profit.

13. Credit Approval. Shipments, deliveries, and performances of work shall at all times be subject to the approval of the Seller's credit department. Seller may at any time decline to make any shipment or delivery or perform any work except upon receipt of payment in advance or upon such other payment terms as are acceptable to Seller's credit department.

14. Waiver. No claim or right arising out of a breach of any agreement to purchase Products by Buyer may be discharged in whole or in part by a waiver or renunciation of the claim or right by Seller unless supported by consideration and in writing signed by Seller. No waiver of a breach shall operate or be construed as a waiver of any subsequent breach.

15. Assignment. Buyer shall not assign or transfer any of its rights or obligations hereunder without Seller's prior written consent.

16. Governing Law; Venue. The contract made by acceptance of this/all offer(s) shall be deemed made in the State of California and shall be governed by and construed in accordance with the laws of that state, without regard or giving effect to its principles of conflicts of laws principles, as if fully performed in California. In addition, Buyer agrees that any and all disputes arising out of or in connection with such contract shall be resolved exclusively in the state and/or federal courts located within the State of California, which shall have exclusive jurisdiction.

17. Entire Agreement. Upon acceptance by Buyer with signature on Credit Application or credit card authorization, these terms and conditions shall contain the entire agreement of the parties regarding the subject matter hereof and shall supersede any and all purchase orders, bills of lading, invoices, letters of intent, agreements, understandings and negotiations regarding same. Any change affecting these Terms and Conditions of Sale must be approved in writing by Seller.

18. Severability. If any provision, clause or part of these Terms and Conditions or any agreement between the Buyer and Seller, or the application thereof is held invalid, the remainder of any such agreement, or the application of such provision, clause or part under other circumstances shall not be affected thereby.

19. Binding Effect. These Terms and Conditions shall be binding and inure to the benefit of the parties hereto, their successors and assigns, or other legal representatives.

20. Miscellaneous. When paying by credit card a 2% processing fee will be added to the invoice at time of payment. Orders will be considered complete when shipped within 10% over or under order quantities unless otherwise specified on customer orders. Prepaid transportation charges will be shown as a separate invoice item. All tools remain the property of TownSteel.

This document is a strictly confidential communication to and solely for the use of the recipient. It may not be reproduced or circulated without TownSteel's prior written consent. These Terms and Conditions are effective as of July 1, 2020.



17901 Railroad Street
City of Industry, CA
91748

877-858-0888
info@townsteel.com

townsteel.com