



# Price Book

LIST PRICES FOR TOWNSTEEL PRODUCTS





## **The TownSteel Promise**

We have built our company around the promise of creating durable hardware solutions for your projects. Our complete product line is the result of decades of determined engineering. This allows TownSteel to provide you with the right product to meet your exacting specifications. With end-to-end customer support, you will find that TownSteel is the ideal company for you to partner with. Check us out at [townsteel.com](http://townsteel.com) for more information!

Welcome to the new 2024 TownSteel price book! Our mission with this is to create an all-encompassing, complete, easy-to-use price book so you can quickly and easily obtain list pricing on all of the TownSteel product lines.

Click on a link below and you will be taken to the pricing for that product line. Once there, each page has a "Return to Table of Contents" button for you to return to this page.

You will also notice that we've incorporated basic How to Order information for each product. If you need more information, click on the link and you will be directed to the appropriate page on our website.

This price book supersedes all previous versions.

# TownSteel Price Book

CONTENTS	PAGE
Cylindrical Locks	4
Mortise Locks	21
Ligature Resistant Locks	50
Interconnected Locks	111
Exit Devices	113
Exit Device Trims and Accessories	156
Tubular Locks	188
Deadbolts and Auxiliary Locks	198
Electronic Locks and Software	207
Cylinders and Keying	269
Door Closers	282
Case Quantities	296
Terms and Conditions of Sale	299

---

# Cylindrical Locks

---

CYLINDRICAL LOCKS	PAGE
Cylindrical Locks - Mechanical . . . . .	5
CE / CEC Grade 1 Heavy Duty Cylindrical Lockset . . . . .	5
CD-1 / CDC-1 Grade 1 Heavy Duty Cylindrical Lockset . . . . .	9
CRX-A-S . . . . .	12
CSR-1 / CSRC-1 Grade 2 Cylindrical Lockset . . . . .	14
CB Grade 2 Heavy Duty Non-Clutched Cylindrical Lockset . . . . .	18
Cylindrical Locks - Electrified . . . . .	19
XCDC: Solenoid Electrified Grade 1 Clutched Cylindrical Lockset . . . . .	19

# Cylindrical Locks - Mechanical

## CE / CEC Grade 1 Heavy Duty Cylindrical Lockset



*Essen lever shown*

CE Non-Clutched	Function	Finish			
		619	622	625	626
<i>Non-keyed and single cylinder, standard 6-pin functions</i>					
<b>CE-75</b>	F75 (Passage)	237.00	237.00	237.00	237.00
<b>CE-76</b>	F76 (Privacy)	283.00	283.00	283.00	283.00
<b>CE-77</b>	F77 (Patio)	283.00	283.00	283.00	283.00
<b>CE-82</b>	F82 (Entrance / Office)	298.00	298.00	298.00	298.00
<b>CE-84</b>	F84 (Classroom)	298.00	298.00	298.00	298.00
<b>CE-86</b>	F86 (Storeroom)	298.00	298.00	298.00	298.00
<b>CE-89</b>	F89 (Exit Latch)	298.00	298.00	298.00	298.00
<b>CE-109</b>	F109 (Entry / Office)	298.00	298.00	298.00	298.00
<i>Double cylinder, standard 6-pin</i>					
<b>CE-87</b>	F87 (Asylum)	376.00	376.00	376.00	376.00

[1] All standard cylinders come with 6-pin Schlage® "C" keyway only. [2] MK, GMK, & GGMK are available at an additional charge. [3] All locks come with standard ANSI strike unless specified otherwise. [4] Prices based on F.O.B. City of Industry, CA. [5] Prices subject to change without notice.

# Cylindrical Locks - Mechanical

## CE / CEC Grade 1 Heavy Duty Cylindrical Lockset



*Essen lever shown*

CEI Non-Clutched - IC	Function	Finish			
		619	622	625	626
<i>SFIC core ready; SFIC core not included</i>					
<b>CEI-82</b>	F82 (Entrance / Office)	290.00	290.00	290.00	290.00
<b>CEI-84</b>	F84 (Classroom)	290.00	290.00	290.00	290.00
<b>CEI-86</b>	F86 (Storeroom)	290.00	290.00	290.00	290.00
<b>CEI-87</b>	F87 (Asylum)	364.00	364.00	364.00	364.00
<b>CEI-109</b>	F109 (Entry / Office)	364.00	364.00	364.00	364.00

**Order string is as follows:**

[Series]-[Function]-[Lever]-[Finish]-[Cylinder]

**Example order: CE-84-E-626**

To view the full How to Order, visit [townsteel.com/documents/ce-cec-cut-sheet/](http://townsteel.com/documents/ce-cec-cut-sheet/)

[1] All standard cylinders come with 6-pin Schlage® "C" keyway only. [2] MK, GMK, & GGMK are available at an additional charge. [3] All locks come with standard ANSI strike unless specified otherwise. [4] Prices based on F.O.B. City of Industry, CA. [5] Prices subject to change without notice.

# Cylindrical Locks - Mechanical

## CE / CEC Grade 1 Heavy Duty Cylindrical Lockset



*Essen lever shown*

CEC Clutched	Function	Finish	
		629	630
<i>Non-keyed and single cylinder, standard 6-pin functions</i>			
<b>CEC-75</b>	F75 (Passage)	357.00	357.00
<b>CEC-76</b>	F76 (Privacy)	417.00	417.00
<b>CEC-77</b>	F77 (Patio)	417.00	417.00
<b>CEC-82</b>	F82 (Entrance / Office)	385.00	385.00
<b>CEC-84</b>	F84 (Classroom)	385.00	385.00
<b>CEC-86</b>	F86 (Storeroom)	385.00	385.00
<b>CEC-89</b>	F89 (Exit Latch)	385.00	385.00
<b>CEC-109</b>	F109 (Entry / Office)	421.00	421.00

[1] All standard cylinders come with 6-pin Schlage® "C" keyway only. [2] MK, GMK, & GGMK are available at an additional charge. [3] All locks come with standard ANSI strike unless specified otherwise. [4] Prices based on F.O.B. City of Industry, CA. [5] Prices subject to change without notice.

# Cylindrical Locks - Mechanical

## CE / CEC Grade 1 Heavy Duty Cylindrical Lockset



*Essen lever shown*

CECI Clutched - IC	Function	Finish	
		629	630
<i>SFIC core ready; SFIC core not included</i>			
<b>CECI-82</b>	F82 (Entrance / Office)	379.00	379.00
<b>CECI-84</b>	F84 (Classroom)	379.00	379.00
<b>CECI-86</b>	F86 (Storeroom)	379.00	379.00
<b>CECI-89</b>	F89 (Exit Latch)	379.00	379.00
<b>CECI-109</b>	F109 (Entry / Office)	412.00	412.00

**Order string is as follows:**

[Series]-[Function]-[Lever]-[Finish]-[Cylinder]

**Example order: CEC-109-E-626**

To view the full How to Order, visit [townsteel.com/documents/ce-cec-cut-sheet/](http://townsteel.com/documents/ce-cec-cut-sheet/)

[1] All standard cylinders come with 6-pin Schlage® "C" keyway only. [2] MK, GMK, & GGMK are available at an additional charge. [3] All locks come with standard ANSI strike unless specified otherwise. [4] Prices based on F.O.B. City of Industry, CA. [5] Prices subject to change without notice.



# Cylindrical Locks - Mechanical

## CD-1 / CDC-1 Grade 1 Heavy Duty Cylindrical Lockset



*Quest lever shown*

CD-1 Non-Clutched	Function	Finish*					
		605	606	619	622	625	626
<i>Non-keyed</i>							
<b>CD-1-75</b>	F75 (Passage)	206.00	206.00	206.00	217.00	206.00	206.00
<b>CD-1-SD</b>	Single Dummy	87.00	87.00	87.00	89.00	87.00	87.00

CDC-1 Clutched	Function	Finish*					
		605	606	619	622	625	626
<i>Non-keyed and single cylinder</i>							
<b>CDC-1-76</b>	F76 (Privacy)	246.00	246.00	246.00	259.00	246.00	246.00
<b>CDC-1-84</b>	F84 (Classroom)	259.00	259.00	259.00	271.00	259.00	259.00
<b>CDC-1-86</b>	F86 (Storeroom)	259.00	259.00	259.00	271.00	259.00	259.00
<b>CDC-1-87</b>	F87 (Asylum)	326.00	326.00	326.00	338.00	326.00	326.00
<b>CDC-1-90</b>	F90 (Corridor)	326.00	326.00	326.00	338.00	326.00	326.00

\* Stock finish is 622 or 626; other finishes are available upon request

[1] All standard cylinders come with 6-pin Schlage® "C" keyway only. [2] MK, GMK, & GGMK are available at an additional charge. [3] All locks come with standard ANSI strike unless specified otherwise. [4] Prices based on F.O.B. City of Industry, CA. [5] Prices subject to change without notice.

# Cylindrical Locks - Mechanical

## CD-1 / CDC-1 Grade 1 Heavy Duty Cylindrical Lockset



*Quest lever shown*

CDC-1 Clutched	Function	Finish*					
		605	606	619	622	625	626
<b>CDC-1-109</b>	F109 (Entry / Office)	259.00	259.00	259.00	271.00	259.00	259.00

CDC-1 Series Clutching - IC	Function	Finish*					
		605	606	619	622	625	626
<i>SFIC less core</i>							
<b>CDC-1-84-SF</b>	F84 (Classroom)	252.00	252.00	252.00	264.00	252.00	252.00
<b>CDC-1-86-SF</b>	F86 (Storeroom)	252.00	252.00	252.00	264.00	252.00	252.00
<b>CDC-1-87-SF</b>	F87 (Asylum)	317.00	317.00	317.00	328.00	317.00	317.00
<b>CDC-1-90-SF</b>	F90 (Corridor)	317.00	317.00	317.00	328.00	317.00	317.00

\* Stock finish is 622 or 626; other finishes are available upon request

[1] All standard cylinders come with 6-pin Schlage® "C" keyway only. [2] MK, GMK, & GGMK are available at an additional charge. [3] All locks come with standard ANSI strike unless specified otherwise. [4] Prices based on F.O.B. City of Industry, CA. [5] Prices subject to change without notice.

# Cylindrical Locks - Mechanical

## CD-1 / CDC-1 Grade 1 Heavy Duty Cylindrical Lockset



*Quest lever shown*

CDC-1 Series Clutching - IC	Function	Finish*					
		605	606	619	622	625	626
<i>SFIC less core</i>							
<b>CDC-1-109-SF</b>	F109 (Entry / Office)	252.00	252.00	252.00	264.00	252.00	252.00
<b>CDC-1-110-SF</b>	F110 (Classroom Intruder)	317.00	317.00	317.00	328.00	317.00	317.00

**Order string is as follows:**

[Series]-[Function]-[Lever]-[Finish]-[Cylinder]-[Backset]

**Example order: CDC-1-109-S-626-SF**

To view the full How to Order, visit [townsteel.com/documents/cd-cdc-cut-sheet/](https://townsteel.com/documents/cd-cdc-cut-sheet/)

[1] All standard cylinders come with 6-pin Schlage® "C" keyway only. [2] MK, GMK, & GGMK are available at an additional charge. [3] All locks come with standard ANSI strike unless specified otherwise. [4] Prices based on F.O.B. City of Industry, CA. [5] Prices subject to change without notice.

# Ligature Resistant Locks - Mechanical

## CRX-A-S



This trim is not field reversible. Please provide the handing information when placing an order.

CRX-A-S Series	Description	Finish
		630
<b>CRX-A-S-75</b>	Passage, non-keyed, arch trim, outside trim no screw, inside trim with Torx® screw	869.00
<b>CRX-A-S-76</b>	Privacy, non-keyed, arch trim, outside trim no screw, inside trim with Torx screw	894.00
<b>CRX-A-S-81</b>	Entry, keyed single cylinder, arch trim, outside trim no screw, inside trim with Torx screw	985.00
<b>CRX-A-S-84</b>	Classroom, keyed single cylinder, arch trim, outside trim no screw, inside trim with Torx screw	920.00
<b>CRX-A-S-86</b>	Storeroom, keyed single cylinder, arch trim, outside trim no screw, inside trim with Torx screw	920.00

CRX-A-S Optional Backset	Description	Finish
		630
<b>5" Backset</b>	Optional 5" backset for CRX-A-S	Add 14.50 Net

[1] All standard cylinders come with Schlage® "C" keyway only. [2] Best® small format I.C. available, 6 or 7-pin, with or without core. [3] Schlage®, Sargent®, Corbin Russwin®, and Yale® large format I.C. available less core. [4] High security 6-pin cylinder and 7-pin SFIC core available in TownSteel "L" keyway. [5] KA, MK, GMK, GGMM & Construction keying are available at an additional charge. [6] All locks come with standard ANSI strike unless specified otherwise. [7] Prices based on F.O.B. City of Industry, CA. [8] Prices subject to change without notice.

# Ligature Resistant Locks - Mechanical

## CRX-A-S



This trim is not field reversible. Please provide the handing information when placing an order.

CRX-A-S SFIC Series	Description	Finish
		630
<b>CRX-A-S-IC Function</b>	Keyed, Small Format 6-Pin / 7-Pin IC Core Ready (I.C. core not included) (Available for F84, F86 function), outside trim no screw, inside trim with Torx® screw	1,048.00
<b>CRX-A-S-IC Function</b>	Keyed, Small Format 6-Pin / 7-Pin IC Core Ready (I.C. core not included) (Available for F81 function), outside trim no screw, inside trim with Torx screw	1,175.00

Order string is as follows:

[Trim]-[Function]-[Cylinder]-[Handing]

Example order: CRX-A-S-86-SC-LH

[1] All standard cylinders come with Schlage® "C" keyway only. [2] Best® small format I.C. available, 6 or 7-pin, with or without core. [3] Schlage®, Sargent®, Corbin Russwin®, and Yale® large format I.C. available less core. [4] High security 6-pin cylinder and 7-pin SFIC core available in TownSteel "L" keyway. [5] KA, MK, GMK, GGMMK & Construction keying are available at an additional charge. [6] All locks come with standard ANSI strike unless specified otherwise. [7] Prices based on F.O.B. City of Industry, CA. [8] Prices subject to change without notice.

# Cylindrical Locks - Mechanical

## CSR-1 / CSRC-1 Grade 2 Cylindrical Lockset



CSRC-1 with Sentinel lever shown

CSR-1 Non-Clutched	Function	Finish	
		622	626
<i>Non-keyed and single cylinder</i>			
<b>CSR-1-75</b>	F75 (Passage)	110.00	102.00
<b>CSR-1-76</b>	F76 (Privacy)	117.00	103.00
<b>CSR-1-77</b>	F77 (Patio)	105.00	97.00
<b>CSR-1-78</b>	F78 (Communicating)	131.00	118.00
<b>CSR-1-84</b>	F84 (Classroom)	136.00	120.00
<b>CSR-1-86</b>	F86 (Storeroom)	136.00	120.00
<b>CSR-1-87</b>	F87 (Asylum)	146.00	130.00
<b>CSR-1-109</b>	F109 (Entry / Office)	136.00	120.00
<b>CSR-1-111</b>	F111 (Communicating Passage)	85.00	75.00
<b>CSR-1-113</b>	F113 (Communicating Keyed)	94.00	84.00
<b>CSR-1-SD</b>	Single Dummy	71.00	66.00
<b>CSR-1-DD</b>	Double Dummy	94.00	84.00

[1] All standard cylinders come with 6-pin Schlage® "C" keyway only. [2] MK, GMK, & GGMK are available at an additional charge. [3] All locks come with standard ANSI strike unless specified otherwise. [4] Prices based on F.O.B. City of Industry, CA. [5] Prices subject to change without notice.

# Cylindrical Locks - Mechanical

## CSR-1 / CSRC-1 Grade 2 Cylindrical Lockset



*CSRC-1 with Sentinel lever shown*

CSR-1 Clutched	Function	Finish	
		622	626
<i>Single cylinder</i>			
<b>CSRC-1-82</b>	F82 (Entry)	130.00	114.00
<b>CSRC-1-84</b>	F84 (Classroom)	136.00	120.00
<b>CSRC-1-86</b>	F86 (Storeroom)	136.00	120.00
<b>CSRC-1-109</b>	F109 (Entry / Office)	136.00	120.00
<i>Double cylinder</i>			
<b>CSRC-1-110</b>	F110 (Classroom Intruder)	146.00	130.00

[1] All standard cylinders come with 6-pin Schlage® "C" keyway only. [2] MK, GMK, & GGK are available at an additional charge. [3] All locks come with standard ANSI strike unless specified otherwise. [4] Prices based on F.O.B. City of Industry, CA. [5] Prices subject to change without notice.

# Cylindrical Locks - Mechanical

## CSR-1 / CSRC-1 Grade 2 Cylindrical Lockset



*CSRC-1 with Sentinel lever shown*

CSR-1 Non-Clutched IC	Function	Finish	
		622	626
<i>SFIC less core</i>			
<b>CSR-1-84-SF</b>	F84 (Classroom)	136.00	120.00
<b>CSR-1-86-SF</b>	F86 (Storeroom)	136.00	120.00
<b>CSR-1-87-SF</b>	F87 (Asylum)	146.00	130.00
<b>CSR-1-109-SF</b>	F109 (Entry / Office)	136.00	120.00
<b>CSR-1-113-SF</b>	F113 (communicating Keyed)	94.00	84.00

[1] All standard cylinders come with 6-pin Schlage® "C" keyway only. [2] MK, GMK, & GGMK are available at an additional charge. [3] All locks come with standard ANSI strike unless specified otherwise. [4] Prices based on F.O.B. City of Industry, CA. [5] Prices subject to change without notice.



# Cylindrical Locks - Mechanical

## CSR-1 / CSRC-1 Grade 2 Cylindrical Lockset



CSRC-1 with Sentinel lever shown

CSRC-1 Clutched IC	Function	Finish	
		622	626
<i>SFIC less core</i>			
<b>CSRC-1-82-SF</b>	F82 (Entry)	130.00	114.00
<b>CSRC-1-84-SF</b>	F84 (Classroom)	136.00	120.00
<b>CSRC-1-86-SF</b>	F86 (Storeroom)	136.00	120.00
<b>CSRC-1-109-SF</b>	F109 (Entry / Office)	136.00	120.00
<b>CSRC-1-110-SF</b>	F110 (Classroom Intruder)	146.00	130.00

Order string is as follows:

Series]-[Function]-[Lever]-[Finish]-[Cylinder]-[Backset]

Example order: CSRC-1-84-Q-622-SF

To view the full How to Order, visit [townsteel.com/documents/csrc](https://townsteel.com/documents/csrc)

[1] All standard cylinders come with 6-pin Schlage® "C" keyway only. [2] MK, GMK, & GGMK are available at an additional charge. [3] All locks come with standard ANSI strike unless specified otherwise. [4] Prices based on F.O.B. City of Industry, CA. [5] Prices subject to change without notice.

# Cylindrical Locks - Mechanical

## CB Grade 2 Heavy Duty Non-Clutched Cylindrical Lockset



*Sentinel lever shown*

CB Series	Function	Finish	
		622	626
<i>With standard 6-pin cylinder</i>			
<b>CB-76</b>	F76 (Privacy)	117.00	103.00
<b>CB-84</b>	F84 (Classroom)	136.00	120.00
<b>CB-86</b>	F86 (Storeroom)	136.00	120.00
<b>CB-109</b>	F109 (Entry / Office)	136.00	120.00

**Order string is as follows:**

[Series]-[Function]-[Lever]-[Finish]-[Cylinder]

**Example order: CB-109-S-626**

To view the full How to Order, visit [townsteel.com/documents/cb-cut-sheet/](https://townsteel.com/documents/cb-cut-sheet/)

[1] All standard cylinders come with 6-pin Schlage® "C" keyway only. [2] MK, GMK, & GGMK are available at an additional charge. [3] All locks come with standard ANSI strike unless specified otherwise. [4] Prices based on F.O.B. City of Industry, CA. [5] Prices subject to change without notice.

# Cylindrical Locks - Electrified

## XCDC: Solenoid Electrified Grade 1 Clutched Cylindrical Lockset



*Sentinel lever shown*

XCDC Series Clutching	Function	Finish
		626
<i>With standard 6-pin cylinder, Schlage® "C" keyway</i>		
<b>XCDC-8612</b>	12VDC Storeroom (Fail Safe)	520.00
<b>XCDC-8614</b>	24VDC Storeroom (Fail Safe)	520.00
<b>XCDC-8622</b>	12VDC Storeroom (Fail Secure)	520.00
<b>XCDC-8624</b>	24VDC Storeroom (Fail Secure)	520.00

**Order string is as follows:**

**[Series]-[Function][Fail State][Voltage]-[Lever]-[Finish]**

**Example order: XCDC-8624-S-626**

To view the full How to Order, visit [townsteel.com/documents/xcdc-2](https://townsteel.com/documents/xcdc-2)

[1] All standard cylinders come with 6-pin Schlage® "C" keyway only. [2] MK, GMK, & GGMK are available at an additional charge. [3] All locks come with standard ANSI strike unless specified otherwise. [4] Prices based on F.O.B. City of Industry, CA. [5] Prices subject to change without notice.

# Cylindrical Locks - Electrified

## XCDC: Solenoid Electrified Grade 1 Clutched Cylindrical Lockset



*Sentinel lever shown*

XCDC Series Clutching - IC	Function	Finish
		626
<i>SFIC cylinder not included</i>		
<b>XCDCI-8614</b>	24VDC Storeroom (Fail Safe)	520.00
<b>XCDCI-8622</b>	12VDC Storeroom (Fail Secure)	520.00
<b>XCDCI-8624</b>	24VDC Storeroom (Fail Secure)	520.00

**Order string is as follows:**

[Series]-[Function][Fail State][Voltage]-[Lever]-[Finish]

**Example order: XCDCI-8624-S-626**

To view the full How to Order, visit [townsteel.com/documents/xcdc-2](http://townsteel.com/documents/xcdc-2)

[1] All standard cylinders come with 6-pin Schlage® "C" keyway only. [2] MK, GMK, & GGMK are available at an additional charge. [3] All locks come with standard ANSI strike unless specified otherwise. [4] Prices based on F.O.B. City of Industry, CA. [5] Prices subject to change without notice.

---

# Mortise Locks

---

MORTISE LOCKS	PAGE
Mortise Locks - Mechanical . . . . .	22
MSS Mechanical - Standard Sectional . . . . .	22
MSS Mechanical - Clutching Sectional . . . . .	26
MSS Mechanical - Designer Mortise Trims . . . . .	27
MSE Mechanical - Standard Escutcheon . . . . .	29
MSE Mechanical - Wide Escutcheon . . . . .	33
MSE Mechanical - Clutching Escutcheon . . . . .	37
MSE Mechanical - Designer Mortise Trims . . . . .	38
MSS-PP Push Pull Mortise . . . . .	40
Status Indicators . . . . .	43
Mortise Locks - Electrified . . . . .	44
MSS Electrified Sectional Mortise Lock . . . . .	44
MSE Electrified Escutcheon Mortise Lock . . . . .	46
TME Timer Lock with Electrified Mortise Chassis and Status Indicator . . . . .	48
MSE Electrified Mortise Lock with Status Indicator . . . . .	49

# Mortise Locks - Mechanical

## MSS Mechanical - Standard Sectional



*Sentinel lever shown*

MSS Series	Function	Finish						
		605	606	622	625	626	629	630
<i>Single cylinder functions</i>								
<b>MSS-R/L*-04</b>	Entry / Office	561.00	561.00	616.00	561.00	532.00	616.00	588.00
<b>MSS-R/L*-05</b>	Classroom	561.00	561.00	616.00	561.00	532.00	616.00	588.00
<b>MSS-R/L*-06</b>	Holdback	561.00	561.00	616.00	561.00	532.00	616.00	588.00
<b>MSS-R/L*-07</b>	Storeroom / Closet	561.00	561.00	616.00	561.00	532.00	616.00	588.00
<b>MSS-R/L*-08</b>	Front Door / Corridor	600.00	600.00	657.00	600.00	577.00	657.00	630.00
<b>MSS-R/L*-12</b>	Dormitory / Exit	600.00	600.00	657.00	600.00	577.00	657.00	630.00
<b>MSS-R/L*-13</b>	Dormitory / Exit	600.00	600.00	657.00	600.00	577.00	657.00	630.00
<b>MSS-R/L*-15</b>	Hotel or Motel**	600.00	600.00	657.00	600.00	577.00	657.00	630.00
<b>MSS-R/L*-17</b>	Deadlock	477.00	477.00	520.00	477.00	438.00	520.00	507.00
<b>MSS-R/L*-18</b>	Deadlock	477.00	477.00	520.00	477.00	438.00	520.00	507.00
<b>MSS-R/L*-20</b>	Entrance / Apartment	600.00	600.00	657.00	600.00	577.00	657.00	630.00

\* R = Regular; L = Low

\*\* The full functionality of the F15 lock cannot be achieved with the cylinder supplied from TownSteel; customer must furnish their own emergency cylinder

[1] All standard cylinders come with 6-pin Schlage® "C" keyway only. [2] MK, GMK, & GGMK are available at an additional charge. [3] All locks come with standard ANSI strike unless specified otherwise. [4] Prices based on F.O.B. City of Industry, CA. [5] Prices subject to change without notice.

# Mortise Locks - Mechanical

## MSS Mechanical - Standard Sectional



*Sentinel lever shown*

MSS Series	Function	Finish						
		605	606	622	625	626	629	630
<b>MSS-R/L*-21</b>	Dormitory with Deadbolt	600.00	600.00	657.00	600.00	577.00	657.00	630.00
<b>MSS-R/L*-29</b>	Classroom Deadbolt	477.00	477.00	520.00	477.00	438.00	520.00	507.00
<b>MSS-R/L*-81</b>	Hotel Privacy	490.00	490.00	520.00	490.00	459.00	520.00	490.00
<i>Double cylinder functions</i>								
<b>MSS-R/L*-09</b>	Apartment / Exit / Public Toilet	675.00	675.00	731.00	675.00	652.00	731.00	705.00
<b>MSS-R/L*-14</b>	Storeroom	675.00	675.00	731.00	675.00	652.00	731.00	705.00
<b>MSS-R/L*-16</b>	Deadlock	477.00	477.00	520.00	477.00	438.00	520.00	507.00
<b>MSS-R/L*-30</b>	Institutional	675.00	675.00	731.00	675.00	652.00	731.00	705.00
<b>MSS-R/L*-32</b>	Intruder Latch Bolt	675.00	675.00	731.00	675.00	652.00	731.00	705.00
<b>MSS-R/L*-33</b>	Intruder Deadbolt	675.00	675.00	731.00	675.00	652.00	731.00	705.00
<b>MSS-R/L*-34</b>	Intruder Deadbolt	675.00	675.00	731.00	675.00	652.00	731.00	705.00

\* R = Regular; L = Low

[1] All standard cylinders come with 6-pin Schlage® "C" keyway only. [2] MK, GMK, & GGMK are available at an additional charge. [3] All locks come with standard ANSI strike unless specified otherwise. [4] Prices based on F.O.B. City of Industry, CA. [5] Prices subject to change without notice.

# Mortise Locks - Mechanical

## MSS Mechanical - Standard Sectional



*Sentinel lever shown*

MSS Series	Function	Finish						
		605	606	622	625	626	629	630
<b>MSS-R/L*-35</b>	Storeroom with Deadbolt	675.00	675.00	731.00	675.00	652.00	731.00	705.00
<b>MSS-R/L*-82</b>	Storeroom	675.00	675.00	731.00	675.00	652.00	731.00	705.00
<i>Non-keyed functions</i>								
<b>MSS-R/L*-01</b>	Passage / Closet	490.00	490.00	520.00	490.00	459.00	520.00	490.00
<b>MSS-R/L*-02</b>	Privacy / Bathroom	561.00	561.00	616.00	561.00	532.00	616.00	588.00
<b>MSS-R/L*-19</b>	Privacy / Bathroom	561.00	561.00	616.00	561.00	532.00	616.00	588.00
<b>MSS-R/L*-22</b>	Privacy	561.00	561.00	616.00	561.00	532.00	616.00	588.00
<b>MSS-R/L*-31</b>	Exit	424.00	424.00	454.00	424.00	396.00	454.00	424.00

\* R = Regular; L = Low

[1] All standard cylinders come with 6-pin Schlage® "C" keyway only. [2] MK, GMK, & GGK are available at an additional charge. [3] All locks come with standard ANSI strike unless specified otherwise. [4] Prices based on F.O.B. City of Industry, CA. [5] Prices subject to change without notice.



# Mortise Locks - Mechanical

## MSS Mechanical - Standard Sectional



*Sentinel lever shown*

MSS Series	Function	Finish						
		605	606	622	625	626	629	630
<b>MSS-R/L*-41</b>	Single Dummy	208.00	208.00	220.00	208.00	194.00	220.00	208.00
<b>MSS-R/L*-42</b>	Double Dummy	384.00	384.00	412.00	384.00	357.00	412.00	384.00

**Order string is as follows:**

[Series]-[Function]-[Lever]-[Finish]-[Handing]

**Example order: MSS-R-04-G-626-RH**

To view the full How to Order, visit [townsteel.com/documents/mss-mse-mechanical-cut-sheet/](https://townsteel.com/documents/mss-mse-mechanical-cut-sheet/)

\* R = Regular; L = Low

[1] All standard cylinders come with 6-pin Schlage® "C" keyway only. [2] MK, GMK, & GGMK are available at an additional charge. [3] All locks come with standard ANSI strike unless specified otherwise. [4] Prices based on F.O.B. City of Industry, CA. [5] Prices subject to change without notice.

# Mortise Locks - Mechanical

## MSS Mechanical - Clutching Sectional



*Sentinel lever shown*

MCS Series	Function	Finish						
		605	606	622	625	626	629	630
<i>Single cylinder functions</i>								
<b>MCS-05</b>	Classroom	616.00	616.00	670.00	616.00	585.00	670.00	641.00
<b>MCS-15</b>	Hotel*	616.00	616.00	670.00	616.00	585.00	670.00	641.00
<b>MCS-20</b>	Entrance / Apartment	657.00	657.00	711.00	657.00	630.00	711.00	684.00

\* The full functionality of the F15 lock cannot be achieved with the cylinder supplied from TownSteel; customer must furnish their own emergency cylinder

[1] All standard cylinders come with 6-pin Schlage® "C" keyway only. [2] MK, GMK, & GGMK are available at an additional charge. [3] All locks come with standard ANSI strike unless specified otherwise. [4] Prices based on F.O.B. City of Industry, CA. [5] Prices subject to change without notice.

# Mortise Locks - Mechanical

## MSS Mechanical - Designer Mortise Trims



LS rose and Latvia lever shown

MSS-L Series	Function	Finish						
		605	606	622	625	626	629	630
<i>Single cylinder functions</i>								
<b>MSS-L*-04</b>	Entry / Office	639.00	666.00	694.00	639.00	639.00	694.00	694.00
<b>MSS-L*-05</b>	Classroom	639.00	666.00	694.00	639.00	639.00	694.00	694.00
<b>MSS-L*-07</b>	Storeroom / Closet	639.00	666.00	694.00	639.00	639.00	694.00	694.00
<b>MSS-L*-13</b>	Dormitory / Exit	665.00	691.00	721.00	665.00	665.00	721.00	721.00
<b>MSS-L*-17</b>	Deadlock	562.00	584.00	614.00	562.00	562.00	614.00	614.00
<b>MSS-L*-18</b>	Deadlock	516.00	536.00	569.00	516.00	516.00	569.00	569.00
<b>MSS-L*-20</b>	Entrance / Apartment	665.00	691.00	721.00	665.00	665.00	721.00	721.00
<i>Double cylinder functions</i>								
<b>MSS-L*-14</b>	Storeroom	722.00	750.00	777.00	722.00	722.00	777.00	777.00
<b>MSS-L*-16</b>	Deadlock	562.00	584.00	614.00	562.00	562.00	614.00	614.00

\* MSS-B (Bevel), C (Curve), F (Flat), H (Heritage), LS (Low and Small), S (Square), V (Vintage) levers shall be quoted upon request

[1] All standard cylinders come with 6-pin Schlage® "C" keyway only. [2] MK, GMK, & GGMK are available at an additional charge. [3] All locks come with standard ANSI strike unless specified otherwise. [4] Prices based on F.O.B. City of Industry, CA. [5] Prices subject to change without notice.

# Mortise Locks - Mechanical

## MSS Mechanical - Designer Mortise Trims



LS rose and Latvia lever shown

MSS-L Series	Function	Finish						
		605	606	622	625	626	629	630
<i>Non-keyed functions</i>								
<b>MSS-L*-01</b>	Passage / Closet	586.00	610.00	639.00	586.00	586.00	639.00	639.00
<b>MSS-L*-19</b>	Privacy / Bathroom	643.00	670.00	696.00	643.00	643.00	696.00	696.00
<b>MSS-L*-41</b>	Single Dummy	417.00	434.00	483.00	417.00	417.00	483.00	483.00
<b>MSS-L*-42</b>	Double Dummy	552.00	575.00	606.00	552.00	552.00	606.00	606.00

Order string is as follows:

[Series]-[Function]-[Lever]-[Finish]-[Handing]

Example order: MSS-L-04-S-626-RH

To view the full How to Order, visit [townsteel.com/documents/mss-mse-mechanical-cut-sheet/](https://townsteel.com/documents/mss-mse-mechanical-cut-sheet/)

\* MSS-B (Bevel), C (Curve), F (Flat), H (Heritage), LS (Low and Small), S (Square), V (Vintage) levers shall be quoted upon request

[1] All standard cylinders come with 6-pin Schlage® "C" keyway only. [2] MK, GMK, & GGMK are available at an additional charge. [3] All locks come with standard ANSI strike unless specified otherwise. [4] Prices based on F.O.B. City of Industry, CA. [5] Prices subject to change without notice.

# Mortise Locks - Mechanical

## MSE Mechanical - Standard Escutcheon



*Sentinel lever shown*

MSE Series	Function	Finish						
		605	606	622	625	626	629	630
<i>Single cylinder functions</i>								
<b>MSE-R/L*-04</b>	Entry / Office	683.00	683.00	708.00	683.00	639.00	708.00	683.00
<b>MSE-R/L*-05</b>	Classroom	683.00	683.00	708.00	683.00	639.00	708.00	683.00
<b>MSE-R/L*-06</b>	Holdback	683.00	683.00	708.00	683.00	639.00	708.00	683.00
<b>MSE-R/L*-07</b>	Storeroom / Closet	683.00	683.00	708.00	683.00	639.00	708.00	683.00
<b>MSE-R/L*-08</b>	Front Door / Corridor	708.00	708.00	737.00	708.00	669.00	737.00	708.00
<b>MSE-R/L*-12</b>	Dormitory / Exit	708.00	708.00	737.00	708.00	669.00	737.00	708.00
<b>MSE-R/L*-13</b>	Dormitory / Exit	708.00	708.00	737.00	708.00	669.00	737.00	708.00
<b>MSE-R/L*-15</b>	Hotel or Motel**	708.00	708.00	737.00	708.00	669.00	737.00	708.00
<b>MSE-R/L*-17</b>	Deadlock	585.00	585.00	628.00	585.00	544.00	628.00	614.00
<b>MSE-R/L*-18</b>	Deadlock	585.00	585.00	628.00	585.00	544.00	628.00	614.00
<b>MSE-R/L*-20</b>	Entrance / Apartment	708.00	708.00	737.00	708.00	669.00	737.00	708.00

\* R = Regular; L = Low

\*\* The full functionality of the F15 lock cannot be achieved with the cylinder supplied from TownSteel; customer must furnish their own emergency cylinder

[1] All standard cylinders come with 6-pin Schlage® "C" keyway only. [2] MK, GMK, & GGMK are available at an additional charge. [3] All locks come with standard ANSI strike unless specified otherwise. [4] Prices based on F.O.B. City of Industry, CA. [5] Prices subject to change without notice.

# Mortise Locks - Mechanical

## MSE Mechanical - Standard Escutcheon



*Sentinel lever shown*

MSE Series	Function	Finish						
		605	606	622	625	626	629	630
<b>MSE-R/L*-21</b>	Dormitory with Deadbolt	708.00	708.00	737.00	708.00	669.00	737.00	708.00
<b>MSE-R/L*-29</b>	Classroom Deadbolt	585.00	585.00	628.00	585.00	544.00	628.00	614.00
<b>MSE-R/L*-81</b>	Hotel Privacy	604.00	604.00	636.00	604.00	575.00	636.00	604.00
<i>Double cylinder functions</i>								
<b>MSE-R/L*-09</b>	Apartment / Exit / Public Toilet	783.00	783.00	837.00	783.00	758.00	837.00	812.00
<b>MSE-R/L*-14</b>	Storeroom	783.00	783.00	837.00	783.00	758.00	837.00	812.00
<b>MSE-R/L*-16</b>	Deadlock	585.00	585.00	628.00	585.00	546.00	628.00	614.00
<b>MSE-R/L*-30</b>	Institutional	783.00	783.00	837.00	783.00	758.00	837.00	812.00
<b>MSE-R/L*-32</b>	Intruder Latch Bolt	783.00	783.00	837.00	783.00	758.00	837.00	812.00
<b>MSE-R/L*-33</b>	Intruder Deadbolt	783.00	783.00	837.00	783.00	758.00	837.00	812.00
<b>MSE-R/L*-34</b>	Intruder Deadbolt	783.00	783.00	837.00	783.00	758.00	837.00	812.00

\* R = Regular; L = Low

[1] All standard cylinders come with 6-pin Schlage® "C" keyway only. [2] MK, GMK, & GGMK are available at an additional charge. [3] All locks come with standard ANSI strike unless specified otherwise. [4] Prices based on F.O.B. City of Industry, CA. [5] Prices subject to change without notice.

# Mortise Locks - Mechanical

## MSE Mechanical - Standard Escutcheon



*Sentinel lever shown*

MSE Series	Function	Finish						
		605	606	622	625	626	629	630
<b>MSE-R/L*-35</b>	Storeroom with Deadbolt	783.00	783.00	837.00	783.00	758.00	837.00	812.00
<b>MSE-R/L*-82</b>	Storeroom	783.00	783.00	837.00	783.00	758.00	837.00	812.00
<i>Non-keyed functions</i>								
<b>MSE-R/L*-01</b>	Passage / Closet	604.00	604.00	636.00	604.00	575.00	636.00	604.00
<b>MSE-R/L*-02</b>	Privacy / Bathroom	683.00	683.00	708.00	683.00	639.00	708.00	683.00
<b>MSE-R/L*-19</b>	Privacy / Bathroom	683.00	683.00	708.00	683.00	639.00	708.00	683.00
<b>MSE-R/L*-22</b>	Privacy	683.00	683.00	708.00	683.00	639.00	708.00	683.00
<b>MSE-R/L*-31</b>	Exit	532.00	532.00	560.00	532.00	505.00	560.00	532.00

\* R = Regular; L = Low

[1] All standard cylinders come with 6-pin Schlage® "C" keyway only. [2] MK, GMK, & GGK are available at an additional charge. [3] All locks come with standard ANSI strike unless specified otherwise. [4] Prices based on F.O.B. City of Industry, CA. [5] Prices subject to change without notice.

# Mortise Locks - Mechanical

## MSE Mechanical - Standard Escutcheon



*Sentinel lever shown*

MSE Series	Function	Finish						
		605	606	622	625	626	629	630
<i>Non-keyed functions</i>								
<b>MSE-R/L*-41</b>	Single Dummy	313.00	313.00	329.00	313.00	301.00	329.00	313.00
<b>MSE-R/L*-42</b>	Double Dummy	491.00	491.00	518.00	491.00	465.00	518.00	491.00

**Order string is as follows:**

[Series]-[Function]-[Lever]-[Finish]-[Handing]

**Example order: MSE-R-04-G-626-RH**

To view the full How to Order, visit [townsteel.com/documents/mss-mse-mechanical-cut-sheet/](https://townsteel.com/documents/mss-mse-mechanical-cut-sheet/)

\* R = Regular; L = Low

[1] All standard cylinders come with 6-pin Schlage® "C" keyway only. [2] MK, GMK, & GGMK are available at an additional charge. [3] All locks come with standard ANSI strike unless specified otherwise. [4] Prices based on F.O.B. City of Industry, CA. [5] Prices subject to change without notice.



# Mortise Locks - Mechanical

## MSE Mechanical - Wide Escutcheon



*Quest lever shown*

MSE Series	Function	Finish
		626
<i>Single cylinder functions</i>		
<b>MSE-W-04</b>	Entry / Office	677.00
<b>MSE-W-05</b>	Classroom	677.00
<b>MSE-W-06</b>	Holdback	677.00
<b>MSE-W-07</b>	Storeroom / Closet	677.00
<b>MSE-W-08</b>	Front Door / Corridor	705.00
<b>MSE-W-12</b>	Dormitory / Exit	705.00
<b>MSE-W-13</b>	Dormitory / Exit	705.00
<b>MSE-W-15</b>	Hotel or Motel*	705.00
<b>MSE-W-17</b>	Deadlock	583.00
<b>MSE-W-18</b>	Deadlock	583.00
<b>MSE-W-20</b>	Entrance / Apartment	705.00

\* The full functionality of the F15 lock cannot be achieved with the cylinder supplied from TownSteel; customer must furnish their own emergency cylinder

[1] All standard cylinders come with 6-pin Schlage® "C" keyway only. [2] MK, GMK, & GGMK are available at an additional charge. [3] All locks come with standard ANSI strike unless specified otherwise. [4] Prices based on F.O.B. City of Industry, CA. [5] Prices subject to change without notice.

# Mortise Locks - Mechanical

## MSE Mechanical - Wide Escutcheon



*Quest lever shown*

MSE Series	Function	Finish
		626
<b>MSE-W-21</b>	Dormitory with Deadbolt	705.00
<b>MSE-W-29</b>	Classroom with Deadbolt	583.00
<b>MSE-W-81</b>	Hotel Privacy	624.00
<i>Double cylinder functions</i>		
<b>MSE-W-09</b>	Apartment / Exit / Public Toilet	793.00
<b>MSE-W-14</b>	Storeroom	793.00
<b>MSE-W-16</b>	Deadlock	583.00
<b>MSE-W-30</b>	Institutional	793.00
<b>MSE-W-32</b>	Intruder Latch Bolt	793.00
<b>MSE-W-33</b>	Intruder Deadbolt	793.00
<b>MSE-W-34</b>	Intruder Deadbolt	793.00
<b>MSE-W-35</b>	Storeroom with Deadbolt	793.00

[1] All standard cylinders come with 6-pin Schlage® "C" keyway only. [2] MK, GMK, & GGMK are available at an additional charge. [3] All locks come with standard ANSI strike unless specified otherwise. [4] Prices based on F.O.B. City of Industry, CA. [5] Prices subject to change without notice.

# Mortise Locks - Mechanical

## MSE Mechanical - Wide Escutcheon



*Quest lever shown*

MSE Series	Function	Finish
		626
<b>MSE-W-82</b>	Storeroom	793.00
<i>Non-keyed functions</i>		
<b>MSE-W-01</b>	Passage / Closet	624.00
<b>MSE-W-02</b>	Privacy / Bathroom	677.00
<b>MSE-W-19</b>	Privacy / Bathroom	677.00
<b>MSE-W-22</b>	Privacy	677.00
<b>MSE-W-31</b>	Exit	543.00

[1] All standard cylinders come with 6-pin Schlage® "C" keyway only. [2] MK, GMK, & GGMK are available at an additional charge. [3] All locks come with standard ANSI strike unless specified otherwise. [4] Prices based on F.O.B. City of Industry, CA. [5] Prices subject to change without notice.

# Mortise Locks - Mechanical

## MSE Mechanical - Wide Escutcheon



*Quest lever shown*

MSE Series	Function	Finish
		626
<i>Non-keyed functions</i>		
<b>MSE-W-41</b>	Single Dummy	337.00
<b>MSE-W-42</b>	Double Dummy	501.00

Order string is as follows:

[Series]-[Function]-[Lever]-[Finish]-[Handing]

Example order: MSE-W-04-G-626-RH

To view the full How to Order, visit [townsteel.com/documents/mss-mse-mechanical-cut-sheet/](https://www.townsteel.com/documents/mss-mse-mechanical-cut-sheet/)

[1] All standard cylinders come with 6-pin Schlage® "C" keyway only. [2] MK, GMK, & GGMK are available at an additional charge. [3] All locks come with standard ANSI strike unless specified otherwise. [4] Prices based on F.O.B. City of Industry, CA. [5] Prices subject to change without notice.

# Mortise Locks - Mechanical

## MSE Mechanical - Clutching Escutcheon



Quest lever shown

MCE, MCW Series	Function	Finish						
		605	606	622	625	626	629	630
<i>Single cylinder functions</i>								
<b>MCE-05</b>	Classroom	736.00	736.00	761.00	736.00	692.00	761.00	736.00
<b>MCE-15</b>	Hotel*	761.00	761.00	790.00	761.00	722.00	790.00	761.00
<b>MCE-20</b>	Entrance / Apartment	761.00	761.00	790.00	761.00	722.00	790.00	761.00
<b>MCW-05</b>	Classroom	—	—	—	734.00	734.00	—	—
<b>MCW-15</b>	Hotel*	—	—	—	759.00	759.00	—	—
<b>MCW-20</b>	Entrance / Apartment	—	—	—	759.00	759.00	—	—

\* The full functionality of the F15 lock cannot be achieved with the cylinder supplied from TownSteel; customer must furnish their own emergency cylinder

[1] All standard cylinders come with 6-pin Schlage® "C" keyway only. [2] MK, GMK, & GGMK are available at an additional charge. [3] All locks come with standard ANSI strike unless specified otherwise. [4] Prices based on F.O.B. City of Industry, CA. [5] Prices subject to change without notice.

# Mortise Locks - Mechanical

## MSE Mechanical - Designer Mortise Trims



*Art Deco escutcheon and Latvia lever shown*

MSE-L Series	Function	Finish						
		605	606	622	625	626	629	630
<i>Single cylinder functions</i>								
<b>MSE-L*-04</b>	Entry / Office	692.00	720.00	746.00	692.00	692.00	746.00	746.00
<b>MSE-L*-05</b>	Classroom	692.00	720.00	746.00	692.00	692.00	746.00	746.00
<b>MSE-L*-07</b>	Storeroom / Closet	692.00	720.00	746.00	692.00	692.00	746.00	746.00
<b>MSE-L*-13</b>	Dormitory / Exit	718.00	746.00	774.00	718.00	718.00	774.00	774.00
<b>MSE-L*-17</b>	Deadlock	613.00	637.00	668.00	613.00	613.00	668.00	668.00
<b>MSE-L*-18</b>	Deadlock	568.00	590.00	622.00	568.00	568.00	622.00	622.00
<b>MSE-L*-20</b>	Entrance / Apartment	718.00	746.00	774.00	718.00	718.00	774.00	774.00
<i>Double cylinder functions</i>								
<b>MSE-L*-14</b>	Storeroom	775.00	806.00	830.00	775.00	775.00	830.00	830.00
<b>MSE-L*-16</b>	Deadlock	613.00	637.00	668.00	613.00	613.00	668.00	668.00

\* MSE-AD (Art Deco), C (Cube), F (Flat), N (Narrow), O (Oval), S (Square), V (Vintage) levers shall be quoted upon request

[1] All standard cylinders come with 6-pin Schlage® "C" keyway only. [2] MK, GMK, & GGMK are available at an additional charge. [3] All locks come with standard ANSI strike unless specified otherwise. [4] Prices based on F.O.B. City of Industry, CA. [5] Prices subject to change without notice.

# Mortise Locks - Mechanical

## MSE Mechanical - Designer Mortise Trims



*Art Deco escutcheon and Latvia lever shown*

MSE-L Series	Function	Finish						
		605	606	622	625	626	629	630
<i>Non-keyed functions</i>								
<b>MSE-L*-01</b>	Passage / Closet	639.00	666.00	692.00	639.00	639.00	692.00	692.00
<b>MSE-L*-19</b>	Privacy / Bathroom	696.00	725.00	750.00	696.00	696.00	750.00	750.00
<b>MSE-L*-41</b>	Single Dummy	467.00	487.00	535.00	467.00	467.00	535.00	535.00
<b>MSE-L*-42</b>	Double Dummy	606.00	631.00	658.00	606.00	606.00	658.00	658.00

**Order string is as follows:**

**[Series]-[Function]-[Lever]-[Finish]-[Handing]**

**Example order: MSE-L-04-S-626-RH**

To view the full How to Order, visit [townsteel.com/documents/mss-mse-mechanical-cut-sheet/](https://townsteel.com/documents/mss-mse-mechanical-cut-sheet/)

\* MSE-AD (Art Deco), C (Cube), F (Flat), N (Narrow), O (Oval), S (Square), V (Vintage) levers shall be quoted upon request

[1] All standard cylinders come with 6-pin Schlage® "C" keyway only. [2] MK, GMK, & GGMK are available at an additional charge. [3] All locks come with standard ANSI strike unless specified otherwise. [4] Prices based on F.O.B. City of Industry, CA. [5] Prices subject to change without notice.

# Mortise Locks - Mechanical

## MSS-PP Push Pull Mortise



MSS Series	Function	Finish
		630
<i>Single cylinder functions</i>		
<b>MSS-04-PP</b>	Entry / Office	957.00
<b>MSS-05-PP</b>	Classroom	957.00
<b>MSS-06-PP</b>	Holdback	957.00
<b>MSS-07-PP</b>	Storeroom / Closet	957.00
<b>MSS-08-PP</b>	Front Door / Corridor	993.00
<b>MSS-12-PP</b>	Dormitory / Exit	993.00
<b>MSS-13-PP</b>	Dormitory / Exit	993.00
<b>MSS-15-PP</b>	Hotel or Motel*	993.00
<b>MSS-20-PP</b>	Entrance / Apartment	993.00
<b>MSS-21-PP</b>	Dormitory with Deadbolt	993.00
<b>MSS-26-PP</b>	Institutional Privacy	993.00

\* The full functionality of the F15 lock cannot be achieved with the cylinder supplied from TownSteel; customer must furnish their own emergency cylinder

[1] All standard cylinders come with 6-pin Schlage® "C" keyway only. [2] MK, GMK, & GGMK are available at an additional charge. [3] All locks come with standard ANSI strike unless specified otherwise. [4] Prices based on F.O.B. City of Industry, CA. [5] Prices subject to change without notice.



# Mortise Locks - Mechanical

## MSS-PP Push Pull Mortise



MSS Series	Function	Finish
		630
<i>Double cylinder functions</i>		
<b>MSS-09-PP</b>	Apartment / Exit / Public Toilet	1,071.00
<b>MSS-11-PP</b>	Dormitory / Exit	1,071.00
<b>MSS-14-PP</b>	Storeroom	1,071.00
<b>MSS-30-PP</b>	Institutional	1,071.00
<b>MSS-32-PP</b>	Intruder Latch Bolt	1,071.00
<b>MSS-33-PP</b>	Intruder Deadbolt	1,132.00
<b>MSS-34-PP</b>	Intruder Deadbolt	1,132.00
<b>MSS-35-PP</b>	Storeroom with Deadbolt	1,132.00

[1] All standard cylinders come with 6-pin Schlage® "C" keyway only. [2] MK, GMK, & GGMK are available at an additional charge. [3] All locks come with standard ANSI strike unless specified otherwise. [4] Prices based on F.O.B. City of Industry, CA. [5] Prices subject to change without notice.

# Mortise Locks - Mechanical

## MSS-PP Push Pull Mortise



MSE Series	Function	Finish
		630
<i>Non-keyed functions</i>		
<b>MSS-01-PP</b>	Passage / Closet	872.00
<b>MSS-02-PP</b>	Privacy / Bathroom	960.00
<b>MSS-19-PP</b>	Privacy / Bathroom	960.00
<b>MSS-22-PP</b>	Privacy	960.00
<b>MSS-31-PP</b>	Exit	960.00
<b>MSS-41-PP</b>	Single Dummy	667.00
<b>MSS-42-PP</b>	Double Dummy	836.00

For more information, contact the factory at:  
[info@townsteel.com](mailto:info@townsteel.com)

[1] All standard cylinders come with 6-pin Schlage® "C" keyway only. [2] MK, GMK, & GGMK are available at an additional charge. [3] All locks come with standard ANSI strike unless specified otherwise. [4] Prices based on F.O.B. City of Industry, CA. [5] Prices subject to change without notice.

# Mortise Locks - Mechanical

## Status Indicators



*Escutcheon indicator (left) and Sectional indicator (right) shown*


MSS Series	Description	Finish	
		626	630
<b>MSG AE55012-OC</b>	SI2 Sectional indicator assembly, outside cylinder with "Occupied / Vacant" message*	119.00	119.00
<b>MSG AE55012-OT</b>	SI1 Sectional indicator assembly, with outside thumb turn, outside emergency release, and "Occupied / Vacant" message	119.00	119.00
<b>MSG AE87012-IC</b>	SI3 Escutcheon indicator assembly, inside cylinder with "Occupied / Vacant" message*	119.00	119.00
<b>MSG AE87012-OC</b>	SI3 Escutcheon indicator assembly, outside cylinder with "Occupied / Vacant" message*	119.00	119.00
<b>MSG AE87012-OT</b>	SI3 Escutcheon indicator assembly, with outside thumb turn, outside emergency release, and "Occupied / Vacant" message	119.00	119.00
<b>MSG AE87212-IC</b>	SI3 Escutcheon indicator assembly, inside cylinder with "Locked / Unlocked" message*	131.00	131.00

\* Cylinder not included

[1] All standard cylinders come with 6-pin Schlage® "C" keyway only. [2] MK, GMK, & GGMK are available at an additional charge. [3] All locks come with standard ANSI strike unless specified otherwise. [4] Prices based on F.O.B. City of Industry, CA. [5] Prices subject to change without notice.

# Mortise Locks - Electrified

## MSS Electrified Sectional Mortise Lock




MSS Electrified (Solenoid) with Sentinel lever shown

MSS Series	Function	Finish						
		605	606	622	625	626	629	630
<i>Single cylinder functions, 3-position monitoring</i>								
<b>MSS-121</b>	Fail Safe (12VDC)	912.00	912.00	977.00	912.00	862.00	977.00	937.00
<b>MSS-122</b>	Fail Secure (12VDC)	912.00	912.00	977.00	912.00	862.00	977.00	937.00
<b>MSS-241</b>	Fail Safe (24VDC)	912.00	912.00	977.00	912.00	862.00	977.00	937.00
<b>MSS-242</b>	Fail Secure (24VDC)	912.00	912.00	977.00	912.00	862.00	977.00	937.00
<i>Single cylinder functions, REX</i>								
<b>MSS-121REX</b>	Fail Safe (12VDC)	912.00	912.00	977.00	912.00	862.00	977.00	937.00
<b>MSS-122REX</b>	Fail Secure (12VDC)	912.00	912.00	977.00	912.00	862.00	977.00	937.00
<b>MSS-241REX</b>	Fail Safe (24VDC)	912.00	912.00	977.00	912.00	862.00	977.00	937.00
<b>MSS-242REX</b>	Fail Secure (24VDC)	912.00	912.00	977.00	912.00	862.00	977.00	937.00
<i>Deadbolt with thumb turn functions, REX</i>								
<b>MSS-121-DB</b>	Fail Safe (12VDC)	977.00	977.00	1,043.00	977.00	928.00	1,043.00	1,003.00
<b>MSS-122-DB</b>	Fail Secure (12VDC)	977.00	977.00	1,043.00	977.00	928.00	1,043.00	1,003.00

[1] All standard cylinders come with 6-pin Schlage® "C" keyway only. [2] MK, GMK, & GGMK are available at an additional charge. [3] All locks come with standard ANSI strike unless specified otherwise. [4] Prices based on F.O.B. City of Industry, CA. [5] Prices subject to change without notice.

# Mortise Locks - Electrified

## MSS Electrified Sectional Mortise Lock



*MSS Electrified (Solenoid) with Sentinel lever shown*

MSS Series	Function	Finish						
		605	606	622	625	626	629	630
<i>Deadbolt with thumb turn functions, REX</i>								
<b>MSS-241-DB</b>	Fail Safe (24VDC)	977.00	977.00	1,043.00	977.00	928.00	1,043.00	1,003.00
<b>MSS-242-DB</b>	Fail Secure (24VDC)	977.00	977.00	1,043.00	977.00	928.00	1,043.00	1,003.00
<i>Deadbolt with double cylinder functions, REX</i>								
<b>MSS-121-DC</b>	Fail Safe (12VDC)	977.00	977.00	1,043.00	977.00	928.00	1,043.00	1,003.00
<b>MSS-122-DC</b>	Fail Secure (12VDC)	977.00	977.00	1,043.00	977.00	928.00	1,043.00	1,003.00
<b>MSS-241-DC</b>	Fail Safe (24VDC)	977.00	977.00	1,043.00	977.00	928.00	1,043.00	1,003.00
<b>MSS-242-DC</b>	Fail Secure (24VDC)	977.00	977.00	1,043.00	977.00	928.00	1,043.00	1,003.00

**Order string is as follows:**

[Series]-[Function]-[Lever]-[Finish]-[Handing]

**Example order: MSS-121-S-626-RH**

To view the full How to Order, visit [townsteel.com/documents/mss-mse-electrified-cut-sheet/](https://townsteel.com/documents/mss-mse-electrified-cut-sheet/)

[1] All standard cylinders come with 6-pin Schlage® "C" keyway only. [2] MK, GMK, & GGK are available at an additional charge. [3] All locks come with standard ANSI strike unless specified otherwise. [4] Prices based on F.O.B. City of Industry, CA. [5] Prices subject to change without notice.

# Mortise Locks - Electrified

## MSE Electrified Escutcheon Mortise Lock



*MSE Electrified (Solenoid) with Sentinel lever shown*

MSE Series	Function	Finish						
		605	606	622	625	626	629	630
<i>Single cylinder functions, 3-position monitoring</i>								
<b>MSE-121</b>	Fail Safe (12VDC)	1,011.00	1,011.00	1,043.00	1,011.00	953.00	1,043.00	1,011.00
<b>MSE-122</b>	Fail Secure (12VDC)	1,011.00	1,011.00	1,043.00	1,011.00	953.00	1,043.00	1,011.00
<b>MSE-241</b>	Fail Safe (24VDC)	1,011.00	1,011.00	1,043.00	1,011.00	953.00	1,043.00	1,011.00
<b>MSE-242</b>	Fail Secure (24VDC)	1,011.00	1,011.00	1,043.00	1,011.00	953.00	1,043.00	1,011.00
<i>Single cylinder functions, REX</i>								
<b>MSE-121REX</b>	Fail Safe (12VDC)	1,011.00	1,011.00	1,043.00	1,011.00	953.00	1,043.00	1,011.00
<b>MSE-122REX</b>	Fail Secure (12VDC)	1,011.00	1,011.00	1,043.00	1,011.00	953.00	1,043.00	1,011.00
<b>MSE-241REX</b>	Fail Safe (24VDC)	1,011.00	1,011.00	1,043.00	1,011.00	953.00	1,043.00	1,011.00
<b>MSE-242REX</b>	Fail Secure (24VDC)	1,011.00	1,011.00	1,043.00	1,011.00	953.00	1,043.00	1,011.00
<i>Deadbolt with thumb turn functions, REX</i>								
<b>MSE-121-DB</b>	Fail Safe (12VDC)	1,077.00	1,077.00	1,110.00	1,077.00	1,019.00	1,110.00	1,077.00
<b>MSE-122-DB</b>	Fail Secure (12VDC)	1,077.00	1,077.00	1,110.00	1,077.00	1,019.00	1,110.00	1,077.00

[1] All standard cylinders come with 6-pin Schlage® "C" keyway only. [2] MK, GMK, & GGMK are available at an additional charge. [3] All locks come with standard ANSI strike unless specified otherwise. [4] Prices based on F.O.B. City of Industry, CA. [5] Prices subject to change without notice.

# Mortise Locks - Electrified

## MSE Electrified Escutcheon Mortise Lock



*MSE Electrified (Solenoid) with Sentinel lever shown*

MSS Series	Function	Finish						
		605	606	622	625	626	629	630
<i>Deadbolt with thumb turn functions, REX</i>								
<b>MSE-241-DB</b>	Fail Safe (24VDC)	1,077.00	1,077.00	1,110.00	1,077.00	1,019.00	1,110.00	1,077.00
<b>MSE-242-DB</b>	Fail Secure (24VDC)	1,077.00	1,077.00	1,110.00	1,077.00	1,019.00	1,110.00	1,077.00
<i>Deadbolt with double cylinder functions, REX</i>								
<b>MSE-121-DC</b>	Fail Safe (12VDC)	1,077.00	1,077.00	1,110.00	1,077.00	1,019.00	1,110.00	1,077.00
<b>MSE-122-DC</b>	Fail Secure (12VDC)	1,077.00	1,077.00	1,110.00	1,077.00	1,019.00	1,110.00	1,077.00
<b>MSE-241-DC</b>	Fail Safe (24VDC)	1,077.00	1,077.00	1,110.00	1,077.00	1,019.00	1,110.00	1,077.00
<b>MSE-242-DC</b>	Fail Secure (24VDC)	1,077.00	1,077.00	1,110.00	1,077.00	1,019.00	1,110.00	1,077.00

**Order string is as follows:**

[Series]-[Function]-[Lever]-[Finish]-[Handing]

**Example order: MSE-242-DB-S-626-RH**

To view the full How to Order, visit [townsteel.com/documents/mss-mse-electrified-cut-sheet/](https://townsteel.com/documents/mss-mse-electrified-cut-sheet/)

[1] All standard cylinders come with 6-pin Schlage® "C" keyway only. [2] MK, GMK, & GGMK are available at an additional charge. [3] All locks come with standard ANSI strike unless specified otherwise. [4] Prices based on F.O.B. City of Industry, CA. [5] Prices subject to change without notice.

# Mortise Locks - Electrified

## TME Timer Lock with Electrified Mortise Chassis and Status Indicator



*Sentinel lever shown*

TME Series	Function	Finish
		626
<i>Single cylinder functions</i>		
<b>TME-E-L</b>	Fail Secure (12VDC)	3,220.00
<b>TME-E-L-A*</b>	Fail Secure (12VDC)	3,244.00

For more information, contact the factory at:

[info@townsteel.com](mailto:info@townsteel.com)

\* TME-E-L-A comes with ADA thumb turn

[1] All standard cylinders come with 6-pin Schlage® "C" keyway only. [2] MK, GMK, & GGMK are available at an additional charge. [3] All locks come with standard ANSI strike unless specified otherwise. [4] Prices based on F.O.B. City of Industry, CA. [5] Prices subject to change without notice.



# Mortise Locks - Electrified

## MSE Electrified Mortise Lock with Status Indicator



*Sentinel lever shown*

MEE Series*	Function	Finish
		626
<i>Single cylinder functions</i>		
<b>MEE-E-L</b>	Fail Secure (12VDC)	1,824.00
<b>MEE-E-L-A**</b>	Fail Secure (12VDC)	1,849.00

For more information, contact the factory at:

[info@townsteel.com](mailto:info@townsteel.com)

\* Lock does not include timer and power supply  
 \*\* MEE-E-L-A comes with ADA thumb turn

[1] All standard cylinders come with 6-pin Schlage® "C" keyway only. [2] MK, GMK, & GGK are available at an additional charge. [3] All locks come with standard ANSI strike unless specified otherwise. [4] Prices based on F.O.B. City of Industry, CA. [5] Prices subject to change without notice.

# Ligature Resistant Locks

LIGATURE RESISTANT LOCKS	PAGE
Ligature Resistant Locks - Mechanical .....	53
Cylindrical .....	53
CRX-A .....	53
CRX-A-S .....	56
CRX-K .....	58
TRX-L .....	60
Mortise .....	63
MRX-A .....	63
MRX-K .....	66
MRX-L .....	71
MRX Ligature Resistant Status Indicator .....	77
ED-MRX-A Rim Exit Device with Ligature Resistant Arch Trim .....	79
Deadbolts and Auxiliary Ligature Resistant Hardware .....	80
DRX .....	80
VRH Ligature Resistant Hook .....	81
Ligature Resistant Locks - Electrified .....	82
Cylindrical .....	82
XTRX-L-303 .....	82
Mortise .....	83
XMRX-A .....	83
XMRX-A-303 .....	86
XMRX-S-K .....	87

---

# Ligature Resistant Locks

---

LIGATURE RESISTANT LOCKS CONTINUED	PAGE
XMRX-S-K-303 .....	90
XMRX-E-K .....	91
XMRX-E-K-303 .....	94
XMRX-L-303 .....	95
Ligature Resistant Locks - Electronic .....	96
Cylindrical .....	96
XTRX-L 2000 .....	96
XTRXL-4000 .....	97
XTRXL-5000BLE and XTRXL-5000RF .....	98
Mortise .....	99
XMRXA-2000 .....	99
XMRXL-2000 .....	100
XMRXA-4000 .....	101
XMRXL-4000 .....	102
XMRXA-5000BLE and XMRXA-5000RF .....	103
XMRX-L 5000BLE and XMRX-L 5000RF .....	104
XMRXL-E-5000BLE and XMRXL-E-5000RF .....	105
Ligature Resistant Locks - Additional Parts .....	106
Cylindrical Latch Bolt .....	106
MRX-A Under Plate .....	106
MRX-L Trim .....	107
MRX-L Spring & Nut .....	107

---

# Ligature Resistant Locks

---

LIGATURE RESISTANT LOCKS CONTINUED	PAGE
Tail Piece .....	108
Spacer.....	108
Ligature Resistant Strike .....	109
Spindle .....	109
CRX-A Housing .....	110

# Ligature Resistant Locks - Mechanical

## CRX-A



This trim is not field reversible. Please provide the handing information when placing an order.

CRX-A Series	Description	Finish
		630
<b>CRX-A-75</b>	Passage, non-keyed	869.00
<b>CRX-A-76</b>	Privacy, non-keyed	894.00
<b>CRX-A-81</b>	Entry / Office, keyed	985.00
<b>CRX-A-84</b>	Classroom, keyed	920.00
<b>CRX-A-86</b>	Storeroom, keyed	920.00
<b>CRX-A-87</b>	Asylum, keyed	1,120.00
<b>CRX-A-41</b>	Ligature resistant pull handle, Single Dummy	358.00
<b>CRX-A-72</b>	Ligature resistant pull handle, Back To Back Dummy	716.00

*[1] All standard cylinders come with 6-pin Schlage® "C" keyway only. [2] Small format IC housing available. Schlage®, Sargent®, Corbin Russwin®, and Yale® LFIC housings are available. [3] High security 6-pin cylinder and 7-pin SFIC core available in TownSteel "L" keyway. [4] KA, MK, GMK, GGMK & Construction keying are available at an additional charge. [5] All locks come with standard ANSI strike unless specified otherwise. [6] Prices based on F.O.B. City of Industry, CA. [7] Prices subject to change without notice.*

# Ligature Resistant Locks - Mechanical

## CRX-A



This trim is not field reversible. Please provide the handing information when placing an order.

CRX-A-SFIC Series	Description	Finish
		630
<b>CRX-A-IC Function</b>	Keyed, Small Format 6-Pin / 7-Pin IC Core Ready (I.C. core not included) (Available for F84 and F86 function)	1,048.00
<b>CRX-A-IC Function</b>	Keyed, Small Format 6-Pin / 7-Pin IC Core Ready (I.C. core not included) (Available for F81 and F87 function)	1,175.00

CRX-A-LFIC Series	Description	Finish
		630
<b>CRX-A-IC Function</b>	Keyed, Large Format Schlage® / Yale® / Corbin Russwin® / Sargent® 6-Pin IC Core Ready (I.C. core not included) (Available for F84 and F86 function)	1,048.00
<b>CRX-A-IC Function</b>	Keyed, Large Format Schlage / Yale / Corbin Russwin / Sargent 6-Pin IC Core Ready (I.C. core not included) (Available for F81 and F87 function)	1,175.00

[1] All standard cylinders come with 6-pin Schlage® "C" keyway only. [2] Small format IC housing available. Schlage®, Sargent®, Corbin Russwin®, and Yale® LFIC housings are available. [3] High security 6-pin cylinder and 7-pin SFIC core available in TownSteel "L" keyway. [4] KA, MK, GMK, GGMK & Construction keying are available at an additional charge. [5] All locks come with standard ANSI strike unless specified otherwise. [6] Prices based on F.O.B. City of Industry, CA. [7] Prices subject to change without notice.

# Ligature Resistant Locks - Mechanical

## CRX-A



This trim is not field reversible. Please provide the handing information when placing an order.

CRX-A Optional Backset	Description	Finish
<b>5" Backset</b>	Optional 5" backset for CRX-A	630 Add 14.50 Net

**Order string is as follows:**  
 [Trim]-[Function]-[Cylinder]-[Handing]

**Example order: CRX-A-86-SC-LH**

To view the full How to Order, visit [townsteel.com/documents/crx-a-how-to-order](https://townsteel.com/documents/crx-a-how-to-order)

[1] All standard cylinders come with 6-pin Schlage® "C" keyway only. [2] Small format IC housing available. Schlage®, Sargent®, Corbin Russwin®, and Yale® LFIC housings are available. [3] High security 6-pin cylinder and 7-pin SFIC core available in TownSteel "L" keyway. [4] KA, MK, GMK, GGMK & Construction keying are available at an additional charge. [5] All locks come with standard ANSI strike unless specified otherwise. [6] Prices based on F.O.B. City of Industry, CA. [7] Prices subject to change without notice.

# Ligature Resistant Locks - Mechanical

## CRX-A-S



This trim is not field reversible. Please provide the handing information when placing an order.

CRX-A-S Series	Description	Finish
		630
<b>CRX-A-S-75</b>	Passage, non-keyed, arch trim, outside trim no screw, inside trim with Torx® screw	869.00
<b>CRX-A-S-76</b>	Privacy, non-keyed, arch trim, outside trim no screw, inside trim with Torx screw	894.00
<b>CRX-A-S-81</b>	Entry, keyed single cylinder, arch trim, outside trim no screw, inside trim with Torx screw	985.00
<b>CRX-A-S-84</b>	Classroom, keyed single cylinder, arch trim, outside trim no screw, inside trim with Torx screw	920.00
<b>CRX-A-S-86</b>	Storeroom, keyed single cylinder, arch trim, outside trim no screw, inside trim with Torx screw	920.00

CRX-A-S Optional Backset	Description	Finish
		630
<b>5" Backset</b>	Optional 5" backset for CRX-A-S	Add 14.50 Net

[1] All standard cylinders come with Schlage® "C" keyway only. [2] Best® small format I.C. available, 6 or 7-pin, with or without core. [3] Schlage®, Sargent®, Corbin Russwin®, and Yale® large format I.C. available less core. [4] High security 6-pin cylinder and 7-pin SFIC core available in TownSteel "L" keyway. [5] KA, MK, GMK, GGMK & Construction keying are available at an additional charge. [6] All locks come with standard ANSI strike unless specified otherwise. [7] Prices based on F.O.B. City of Industry, CA. [8] Prices subject to change without notice.



# Ligature Resistant Locks - Mechanical

## CRX-A-S



This trim is not field reversible. Please provide the handing information when placing an order.

CRX-A-S SFIC Series	Description	Finish
		630
<b>CRX-A-S-IC Function</b>	Keyed, Small Format 6-Pin / 7-Pin IC Core Ready (I.C. core not included) (Available for F84, F86 function), outside trim no screw, inside trim with Torx® screw	1,048.00
<b>CRX-A-S-IC Function</b>	Keyed, Small Format 6-Pin / 7-Pin IC Core Ready (I.C. core not included) (Available for F81 function), outside trim no screw, inside trim with Torx screw	1,175.00

**Order string is as follows:**  
 [Trim]-[Function]-[Cylinder]-[Handing]

**Example order: CRX-A-S-86-SC-LH**

[1] All standard cylinders come with Schlage® "C" keyway only. [2] Best® small format I.C. available, 6 or 7-pin, with or without core. [3] Schlage®, Sargent®, Corbin Russwin®, and Yale® large format I.C. available less core. [4] High security 6-pin cylinder and 7-pin SFIC core available in TownSteel "L" keyway. [5] KA, MK, GMK, GGMM & Construction keying are available at an additional charge. [6] All locks come with standard ANSI strike unless specified otherwise. [7] Prices based on F.O.B. City of Industry, CA. [8] Prices subject to change without notice.

# Ligature Resistant Locks - Mechanical

## CRX-K



CRX-K Series	Description	Finish
		630
<b>CRX-K-75</b>	Passage, Non Keyed, Knobs	742.00
<b>CRX-K-76</b>	Privacy, Non Keyed, Knobs	766.00
<b>CRX-K-81</b>	Entry / Office, Keyed Single Cylinder, Knobs	792.00
<b>CRX-K-84</b>	Classroom, Keyed Single Cylinder, Knobs	792.00
<b>CRX-K-86</b>	Storeroom, Keyed Single Cylinder, Knobs	792.00
<b>CRX-K-87</b>	Asylum, Keyed, Double Cylinder, Knobs	869.00
<b>CRX-K-110</b>	Classroom Intruder, Keyed, Double Cylinder, Knobs	869.00
<b>CRX-K-72</b>	Back to Back Dummy, Thru-Bolt, Knobs	613.00

[1] All standard cylinders come with 6-pin Schlage® "C" keyway only. [2] IC is not available. [3] High security 6-pin cylinder available in TownSteel "L" keyway. [4] KA, MK, GMK, GGK & Construction keying are available at an additional charge. [5] All locks come with standard ANSI strike unless specified otherwise. [6] Prices based on F.O.B. City of Industry, CA. [7] Prices subject to change without notice.

# Ligature Resistant Locks - Mechanical

CRX-K



CRX-K Optional Backset	Description	Finish
<b>5" Backset</b>	Optional 5" backset for CRX-K	630 Add 14.50 Net

**Order string is as follows:**  
 [Trim]-[Function]-[Cylinder]

**Example order: CRX-K-84-SC**

To view the full How to Order, visit [townsteel.com/documents/crx-k-how-to-order](https://townsteel.com/documents/crx-k-how-to-order)

[1] All standard cylinders come with 6-pin Schlage® "C" keyway only. [2] IC is not available. [3] High security 6-pin cylinder available in TownSteel "L" keyway. [4] KA, MK, GMK, GGK & Construction keying are available at an additional charge. [5] All locks come with standard ANSI strike unless specified otherwise. [6] Prices based on F.O.B. City of Industry, CA. [7] Prices subject to change without notice.

# Ligature Resistant Locks - Mechanical

## TRX-L



TRX-L Series	Description	Finish
		630
<b>TRX-L-75</b>	Passage, Non Keyed, Clutched Levers	640.00
<b>TRX-L-76*</b>	Privacy, Non Keyed, Clutched Levers, Not available with 5" Backset	666.00
<b>TRX-L-109**</b>	Entry, Keyed, Clutched Levers	691.00
<b>TRX-L-84</b>	Classroom, Keyed, Clutched Levers	691.00
<b>TRX-L-86</b>	Storeroom, Keyed, Clutched Levers	691.00
<b>TRX-L-87</b>	Asylum, Keyed, Clutched Levers	806.00
<b>TRX-L-72</b>	Back to Back Dummy, Thru-Bolt, Levers	512.00
<b>TRX-L-110</b>	Classroom Intruder, Keyed, Clutched Levers	869.00
<b>TRX-L-80</b>	Communicating, Keyed, Clutched Levers	869.00

\* 5" backset is not available for TRX-L-76 (Privacy function)

\*\* TRX-L-81 has been replaced by the new item number TRX-L-109

[1] All standard cylinders come with 6-pin Schlage® "C" keyway only. [2] Small format IC housing available. Schlage®, Sargent®, and Corbin Russwin® LFIC housings are available. [3] High security 6-pin cylinder and 7-pin SFIC core available in TownSteel "L" keyway. [4] KA, MK, GMK, GGK & Construction keying are available at an additional charge. [5] All locks come with standard ANSI strike unless specified otherwise. [6] Prices based on F.O.B. City of Industry, CA. [7] Prices subject to change without notice.

# Ligature Resistant Locks - Mechanical

## TRX-L



TRX-L-SFIC Series	Description	Finish
		630
<b>TRX-L-IC Function</b>	Clutched Levers, Small Format 6-Pin / 7-Pin IC Core Ready (I.C. core not included) (Available for F109, F84, F86, or F87 function)	678.00
<b>TRX-L-IC Function</b>	Clutched Levers, Small Format 6-Pin / 7-Pin IC Core Ready (I.C. core not included) (Available for F80, and F110 functions)	742.00

TRX-L-LFIC Series	Description	Finish
		630
<b>TRX-L-IC Function</b>	Clutched Levers, Large Format Schlage® / Corbin Russwin® 6-Pin IC Core Ready (I.C. core not included) (Available for F109, F84, F86 or F87 functions)	742.00
<b>TRX-L-IC Function</b>	Clutched Levers, Large Format Sargent® 6-Pin IC Core Ready (I.C. core not included) (Available for F84 or F86 functions)	926.00

[1] All standard cylinders come with 6-pin Schlage® "C" keyway only. [2] Small format IC housing available. Schlage®, Sargent®, and Corbin Russwin® LFIC housings are available. [3] High security 6-pin cylinder and 7-pin SFIC core available in TownSteel "L" keyway. [4] KA, MK, GMK, GGK & Construction keying are available at an additional charge. [5] All locks come with standard ANSI strike unless specified otherwise. [6] Prices based on F.O.B. City of Industry, CA. [7] Prices subject to change without notice.

# Ligature Resistant Locks - Mechanical

TRX-L



TRX-L Optional Backset	Description	Finish
<b>5" Backset</b>	Optional 5" backset for TRX-L	630 Add 14.50 Net

Order string is as follows:  
[Trim]-[Function]-[Cylinder]

Example order: TRX-L-86-SC

To view the full How to Order, visit [townsteel.com/documents/trx-l-how-to-order](https://townsteel.com/documents/trx-l-how-to-order)

[1] All standard cylinders come with 6-pin Schlage® "C" keyway only. [2] Small format IC housing available. Schlage®, Sargent®, and Corbin Russwin® LFIC housings are available. [3] High security 6-pin cylinder and 7-pin SFIC core available in TownSteel "L" keyway. [4] KA, MK, GMK, GGK & Construction keying are available at an additional charge. [5] All locks come with standard ANSI strike unless specified otherwise. [6] Prices based on F.O.B. City of Industry, CA. [7] Prices subject to change without notice.

# Ligature Resistant Locks - Mechanical

## MRX-A



This trim is not field reversible. Please provide the handing information when placing an order.

MRX-A Series	Description	Finish
		630
<b>MRX-A-01</b>	Arch lever trim, non-keyed, Passage	1,113.00
<b>MRX-A-02</b>	Arch lever trim, non-keyed, Privacy / Bathroom with deadbolt	1,138.00
<b>MRX-A-04</b>	Arch lever trim, keyed single cylinder, Entry / Office	1,175.00
<b>MRX-A-05</b>	Arch lever trim, keyed single cylinder, Classroom	1,175.00
<b>MRX-A-07</b>	Arch lever trim, keyed single cylinder, Storeroom / Closet	1,175.00
<b>MRX-A-08</b>	Arch lever trim, keyed single cylinder, Front Door / Corridor lock with thumb turn	1,175.00
<b>MRX-A-12</b>	Arch lever trim, keyed single cylinder, Dormitory or Exit with thumb turn	1,201.00
<b>MRX-A-13</b>	Arch lever trim, keyed single cylinder, Dormitory or Exit with thumb turn	1,201.00
<b>MRX-A-14</b>	Arch lever trim, keyed double cylinders, Store Door lock	1,266.00
<b>MRX-A-15*</b>	Arch lever trim, keyed single cylinder, Hotel / Motel with thumb turn	1,201.00

\* TownSteel can only supply the Schlage® "C" keyway cylinder, not the special Hotel cylinder for the F15 function; the full functionality of the F15 function cannot be achieved with the cylinder supplied from TownSteel. Customer must furnish their own emergency cylinder.

[1] All standard cylinders come with 6-pin Schlage® "C" keyway only. [2] Small format IC housing available. Schlage®, Sargent®, Corbin Russwin®, and Yale® LFIC housings are available at an additional charge. [3] High security 6-pin cylinder and 7-pin SFIC core available in TownSteel "L" keyway. [4] KA, MK, GMK, GGMK & Construction keying are available at an additional charge. [5] All locks come with standard ANSI strike unless specified otherwise. [6] Prices based on F.O.B. City of Industry, CA. [7] Prices subject to change without notice.

# Ligature Resistant Locks - Mechanical

## MRX-A



This trim is not field reversible. Please provide the handing information when placing an order.

MRX-A Series	Description	Finish
		630
<b>MRX-A-19</b>	Arch lever trim, non-keyed, Privacy / Bathroom with deadbolt with thumb turn	1,138.00
<b>MRX-A-20</b>	Arch lever trim, keyed single cylinder, Entrance / Apartment / Dormitory with thumb turn	1,201.00
<b>MRX-A-22</b>	Arch lever trim, non-keyed, Privacy without deadbolt with thumb turn	1,138.00
<b>MRX-A-26</b>	Arch lever trim, keyed single cylinder, Institutional Privacy with thumb turn	1,266.00
<b>MRX-A-29</b>	Arch lever trim, keyed single cylinder, Classroom Dead Lock with thumb turn	1,113.00
<b>MRX-A-30</b>	Arch lever trim, keyed double cylinders, Institutional	1,266.00
<b>MRX-A-32</b>	Arch lever trim, keyed double cylinders, Intruder Latch Bolt	1,266.00
<b>MRX-A-33</b>	Arch lever trim, keyed double cylinders, Intruder Dead Bolt	1,266.00
<b>MRX-A-34</b>	Arch lever trim, keyed double cylinders, Intruder Dead Bolt with auxiliary dead latch	1,266.00
<b>MRX-A-35</b>	Arch lever trim, keyed double cylinders, Storeroom with dead bolt	1,266.00

[1] All standard cylinders come with 6-pin Schlage® "C" keyway only. [2] Small format IC housing available. Schlage®, Sargent®, Corbin Russwin®, and Yale® LFIC housings are available at an additional charge. [3] High security 6-pin cylinder and 7-pin SFIC core available in TownSteel "L" keyway. [4] KA, MK, GMK, GGMK & Construction keying are available at an additional charge. [5] All locks come with standard ANSI strike unless specified otherwise. [6] Prices based on F.O.B. City of Industry, CA. [7] Prices subject to change without notice.



# Ligature Resistant Locks - Mechanical

## MRX-A



This trim is not field reversible. Please provide the handing information when placing an order.

MRX-A Series	Description	Finish
		630
<b>MRX-A-46</b>	Arch lever trim, keyed single cylinder, Institutional Privacy with key locked feature with thumb turn	1,266.00
<b>MRX-A-RF</b>	Arch lever trim, keyed single cylinder, Female Patient Privacy RF with thumb turn	1,266.00
<b>MRX-A-LTF</b>	Arch lever trim, keyed single cylinder, Female Patient Privacy LTF with thumb turn	1,266.00
<b>MRX-A-41</b>	Arch lever trim, ligature resistant pull handle, Single Dummy	358.00
<b>MRX-A-72</b>	Arch lever trim, ligature resistant pull handle, back to back Double Dummy	716.00

### Order string is as follows:

[Trim]-[Function]-[Cylinder]-[Handing]

**Example order: MRX-A-04-SFIC7-LH**

To view the full How to Order, visit [townsteel.com/documents/mrx-a-how-to-order-2](https://townsteel.com/documents/mrx-a-how-to-order-2)

[1] All standard cylinders come with 6-pin Schlage® "C" keyway only. [2] Small format IC housing available. Schlage®, Sargent®, Corbin Russwin®, and Yale® LFIC housings are available at an additional charge. [3] High security 6-pin cylinder and 7-pin SFIC core available in TownSteel "L" keyway. [4] KA, MK, GMK, GGMK & Construction keying are available at an additional charge. [5] All locks come with standard ANSI strike unless specified otherwise. [6] Prices based on F.O.B. City of Industry, CA. [7] Prices subject to change without notice.

# Ligature Resistant Locks - Mechanical

## MRX-K




MRX-K Series	Description	Finish
		630
<b>MRX-S-K-01</b>	Sectional trim, non-keyed, Passage x knobs	792.00
<b>MRX-S-K-02</b>	Sectional trim, non-keyed, Privacy / Bathroom with deadbolt x knobs	817.00
<b>MRX-S-K-04</b>	Sectional trim, keyed single cylinder, Entry / Office x knobs	857.00
<b>MRX-S-K-05</b>	Sectional trim, keyed single cylinder, Classroom x knobs	857.00
<b>MRX-S-K-07</b>	Sectional trim, keyed single cylinder, Storeroom / Closet x knobs	857.00
<b>MRX-S-K-08</b>	Sectional trim, keyed single cylinder, Front Door / Corridor Lock with thumb turn x knobs	857.00
<b>MRX-S-K-12</b>	Sectional trim, keyed single cylinder, Dormitory or Exit with thumb turn x knobs	883.00
<b>MRX-S-K-13</b>	Sectional trim, keyed single cylinder, Dormitory or Exit with thumb turn x knobs	883.00
<b>MRX-S-K-15*</b>	Sectional trim, keyed single cylinder, Hotel / Motel with thumb turn x knobs	883.00
<b>MRX-S-K-19</b>	Sectional trim, non-keyed, Privacy / Bathroom with deadbolt with thumb turn x knobs	817.00

\* TownSteel can only supply the Schlage® "C" keyway cylinder, not the special Hotel cylinder for the F15 function; the full functionality of the F15 function cannot be achieved with the cylinder supplied from TownSteel. Customer must furnish their own emergency cylinder.

[1] All standard cylinders come with 6-pin Schlage® "C" keyway only. [2] Small format IC housing available. Schlage®, Sargent®, Corbin Russwin®, and Yale® LFIC housings are available at an additional charge. [3] High security 6-pin cylinder and 7-pin SFIC core available in TownSteel "L" keyway. [4] KA, MK, GMK, GGMK & Construction keying are available at an additional charge. [5] All locks come with standard ANSI strike unless specified otherwise. [6] Prices based on F.O.B. City of Industry, CA. [7] Prices subject to change without notice.

# Ligature Resistant Locks - Mechanical

## MRX-K



MRX-K Series	Description	Finish
		630
<b>MRX-S-K-20</b>	Sectional trim, keyed single cylinder, Entrance / Apartment / Dormitory with thumb turn x knobs	883.00
<b>MRX-S-K-22</b>	Sectional trim, non-keyed, Privacy / Bathroom without deadbolt with thumb turn x knobs	817.00
<b>MRX-S-K-26</b>	Sectional trim, keyed single cylinder, Institutional Privacy with thumb turn x knobs	953.00
<b>MRX-S-K-29</b>	Sectional trim, keyed single cylinder, anti-ligature thumb turn knobs, Classroom Dead Lock	792.00
<b>MRX-S-K-30</b>	Sectional trim, keyed double cylinders, Institutional x knobs	953.00
<b>MRX-S-K-32</b>	Sectional trim, keyed double cylinders, Intruder Latch Bolt x knobs	953.00
<b>MRX-S-K-33</b>	Sectional trim, keyed double cylinders, Intruder Dead Bolt x knobs	953.00
<b>MRX-S-K-34</b>	Sectional trim, keyed double cylinders, Intruder Dead Bolt with auxiliary dead latch x knobs	953.00
<b>MRX-S-K-35</b>	Sectional trim, keyed double cylinders, Storeroom with dead bolt x knobs	953.00
<b>MRX-S-K-46</b>	Sectional trim, keyed single cylinder, Institutional Privacy with key locked feature with thumb turn	953.00

[1] All standard cylinders come with 6-pin Schlage® "C" keyway only. [2] Small format IC housing available. Schlage®, Sargent®, Corbin Russwin®, and Yale® LFIC housings are available at an additional charge. [3] High security 6-pin cylinder and 7-pin SFIC core available in TownSteel "L" keyway. [4] KA, MK, GMK, GGMK & Construction keying are available at an additional charge. [5] All locks come with standard ANSI strike unless specified otherwise. [6] Prices based on F.O.B. City of Industry, CA. [7] Prices subject to change without notice.

# Ligature Resistant Locks - Mechanical

## MRX-K




MRX-K Series	Description	Finish
		630
<b>MRX-S-K-RF</b>	Sectional trim, keyed single cylinder, Female Patient Privacy RF with thumb turn x knob	953.00
<b>MRX-S-K-LTF</b>	Sectional trim, keyed single cylinder, Female Patient Privacy LTF with thumb turn x knob	953.00
<b>MRX-E-K-01</b>	Escutcheon trim, non-keyed, Passage x knobs	1,048.00
<b>MRX-E-K-02</b>	Escutcheon trim, non-keyed, Privacy / Bathroom with deadbolt x knobs	1,074.00
<b>MRX-E-K-04</b>	Escutcheon trim, keyed single cylinder, Entry / Office x knobs	1,113.00
<b>MRX-E-K-05</b>	Escutcheon trim, keyed single cylinder, Classroom x knobs	1,113.00
<b>MRX-E-K-07</b>	Escutcheon trim, keyed single cylinder, Storeroom / Closet x knobs	1,113.00
<b>MRX-E-K-08</b>	Escutcheon trim, keyed single cylinder, Front Door / Corridor Lock with thumb turn x knobs	1,113.00
<b>MRX-E-K-12</b>	Escutcheon trim, keyed single cylinder, Dormitory or Exit with thumb turn x knobs	1,138.00
<b>MRX-E-K-13</b>	Escutcheon trim, keyed single cylinder, Dormitory or Exit with thumb turn x knobs	1,138.00

[1] All standard cylinders come with 6-pin Schlage® "C" keyway only. [2] Small format IC housing available. Schlage®, Sargent®, Corbin Russwin®, and Yale® LFIC housings are available at an additional charge. [3] High security 6-pin cylinder and 7-pin SFIC core available in TownSteel "L" keyway. [4] KA, MK, GMK, GGMK & Construction keying are available at an additional charge. [5] All locks come with standard ANSI strike unless specified otherwise. [6] Prices based on F.O.B. City of Industry, CA. [7] Prices subject to change without notice.

# Ligature Resistant Locks - Mechanical

## MRX-K




MRX-K Series	Description	Finish
		630
<b>MRX-E-K-15**</b>	Escutcheon trim, keyed single cylinder, Hotel / Motel with thumb turn x knobs	1,138.00
<b>MRX-E-K-19</b>	Escutcheon trim, non-keyed, Privacy / Bathroom with deadbolt with thumb turn x knobs	1,074.00
<b>MRX-E-K-20</b>	Escutcheon trim, keyed single cylinder, Entrance / Apartment / Dormitory with thumb turn x knobs	1,138.00
<b>MRX-E-K-22</b>	Escutcheon trim, non-keyed, Privacy without deadbolt with thumb turn x knobs	1,074.00
<b>MRX-E-K-26</b>	Escutcheon trim, keyed single cylinder, Institutional Privacy with thumb turn x knobs	1,210.00
<b>MRX-E-K-29</b>	Escutcheon trim, keyed single cylinder, anti-ligature thumb turn knobs, Classroom Dead Lock	1,048.00
<b>MRX-E-K-30</b>	Escutcheon trim, keyed double cylinders, Institutional x knobs	1,210.00
<b>MRX-E-K-32</b>	Escutcheon trim, keyed double cylinders, Intruder Latch Bolt x knobs	1,210.00
<b>MRX-E-K-33</b>	Escutcheon trim, keyed double cylinders, Intruder Dead Bolt x knobs	1,210.00

\*\* TownSteel can only supply the Schlage® "C" keyway cylinder, not the special Hotel cylinder for the F15 function; the full functionality of the F15 function cannot be achieved with the cylinder supplied from TownSteel. Customer must furnish their own emergency cylinder.

[1] All standard cylinders come with 6-pin Schlage® "C" keyway only. [2] Small format IC housing available. Schlage®, Sargent®, Corbin Russwin®, and Yale® LFIC housings are available at an additional charge. [3] High security 6-pin cylinder and 7-pin SFIC core available in TownSteel "L" keyway. [4] KA, MK, GMK, GGMK & Construction keying are available at an additional charge. [5] All locks come with standard ANSI strike unless specified otherwise. [6] Prices based on F.O.B. City of Industry, CA. [7] Prices subject to change without notice.

# Ligature Resistant Locks - Mechanical

## MRX-K



MRX-K Series	Description	Finish
		630
<b>MRX-E-K-34</b>	Escutcheon trim, keyed double cylinders, Intruder Dead Bolt with auxiliary dead latch x knobs	1,210.00
<b>MRX-E-K-35</b>	Escutcheon trim, keyed double cylinders, Storeroom with dead bolt x knobs	1,210.00
<b>MRX-E-K-46</b>	Escutcheon trim, keyed single cylinder, Institutional Privacy with key locked feature with thumb turn	1,210.00
<b>MRX-E-K-RF</b>	Escutcheon trim, keyed single cylinder, Female Patient Privacy RF with thumb turn x knob	1,210.00
<b>MRX-E-K-LTF</b>	Escutcheon trim, keyed single cylinder, Female Patient Privacy LTF with thumb turn x knob	1,210.00

**Order string is as follows:**

[Trim]-[Function]-[Cylinder]-[Handing]

**Example order: MRX-E-K-04-SFIC7-LH**

To view the full How to Order, visit [townsteel.com/documents/mrx-k-how-to-order](https://www.townsteel.com/documents/mrx-k-how-to-order)

[1] All standard cylinders come with 6-pin Schlage® "C" keyway only. [2] Small format IC housing available. Schlage®, Sargent®, Corbin Russwin®, and Yale® LFIC housings are available at an additional charge. [3] High security 6-pin cylinder and 7-pin SFIC core available in TownSteel "L" keyway. [4] KA, MK, GMK, GGK & Construction keying are available at an additional charge. [5] All locks come with standard ANSI strike unless specified otherwise. [6] Prices based on F.O.B. City of Industry, CA. [7] Prices subject to change without notice.

# Ligature Resistant Locks - Mechanical

## MRX-L



MRX-L Series	Description	Finish
		630
<b>MRX-S-L-01</b>	Sectional trim, non-keyed, Passage x levers	857.00
<b>MRX-S-L-02</b>	Sectional trim, non-keyed, Privacy / Bathroom with deadbolt x levers	883.00
<b>MRX-S-L-04</b>	Sectional trim, keyed single cylinder, Entry / Office x levers	920.00
<b>MRX-S-L-05</b>	Sectional trim, keyed single cylinder, Classroom x levers	920.00
<b>MRX-S-L-07</b>	Sectional trim, keyed single cylinder, Storeroom / Closet x levers	920.00
<b>MRX-S-L-08</b>	Sectional trim, keyed single cylinder, Front Door / Corridor Lock with thumb turn x levers	920.00
<b>MRX-S-L-12</b>	Sectional trim, keyed single cylinder, Dormitory or Exit with thumb turn x levers	946.00
<b>MRX-S-L-13</b>	Sectional trim, keyed single cylinder, Dormitory or Exit with thumb turn x levers	946.00
<b>MRX-S-L-14</b>	Sectional trim, keyed double cylinder, Store Door x levers	1,022.00
<b>MRX-S-L-15*</b>	Sectional trim, keyed single cylinder, Hotel / Motel with thumb turn x levers	946.00

\* TownSteel can only supply the Schlage® "C" keyway cylinder, not the special Hotel cylinder for the F15 function; the full functionality of the F15 function cannot be achieved with the cylinder supplied from TownSteel. Customer must furnish their own emergency cylinder.

[1] All standard cylinders come with 6-pin Schlage® "C" keyway only. [2] Small format IC housing available. Schlage®, Sargent®, Corbin Russwin®, and Yale® LFIC housings are available at an additional charge. [3] High security 6-pin cylinder and 7-pin SFIC core available in TownSteel "L" keyway. [4] KA, MK, GMK, GGMK & Construction keying are available at an additional charge. [5] All locks come with standard ANSI strike unless specified otherwise. [6] Prices based on F.O.B. City of Industry, CA. [7] Prices subject to change without notice.

# Ligature Resistant Locks - Mechanical

## MRX-L



MRX-L Series	Description	Finish
		630
<b>MRX-S-L-19</b>	Sectional trim, non-keyed, Privacy / Bathroom with deadbolt with thumb turn x levers	883.00
<b>MRX-S-L-20</b>	Sectional trim, keyed single cylinder, Entrance / Apartment / Dormitory with thumb turn x levers	946.00
<b>MRX-S-L-21</b>	Sectional trim, keyed single cylinder, Dormitory with dead bolt thumb turn x levers	946.00
<b>MRX-S-L-22</b>	Sectional trim, non-keyed, Privacy without deadbolt with thumb turn x levers	883.00
<b>MRX-S-L-26</b>	Sectional trim, keyed single cylinder, Institutional Privacy with thumb turn x levers	1,022.00
<b>MRX-S-L-29</b>	Sectional trim, keyed single cylinder, anti-ligature thumb turn, Classroom Dead Lock	857.00
<b>MRX-S-L-30</b>	Sectional trim, keyed double cylinders, Institutional x levers	1,022.00
<b>MRX-S-L-32</b>	Sectional trim, keyed double cylinders, Intruder Latch Bolt x levers	1,022.00
<b>MRX-S-L-33</b>	Sectional trim, keyed double cylinders, Intruder Dead Bolt x levers	1,022.00

[1] All standard cylinders come with 6-pin Schlage® "C" keyway only. [2] Small format IC housing available. Schlage®, Sargent®, Corbin Russwin®, and Yale® LFIC housings are available at an additional charge. [3] High security 6-pin cylinder and 7-pin SFIC core available in TownSteel "L" keyway. [4] KA, MK, GMK, GGMK & Construction keying are available at an additional charge. [5] All locks come with standard ANSI strike unless specified otherwise. [6] Prices based on F.O.B. City of Industry, CA. [7] Prices subject to change without notice.



# Ligature Resistant Locks - Mechanical

## MRX-L



MRX-L Series	Description	Finish
		630
<b>MRX-S-L-34</b>	Sectional trim, keyed double cylinders, Intruder Dead Bolt with auxiliary dead latch x levers	1,022.00
<b>MRX-S-L-35</b>	Sectional trim, keyed double cylinders, Storeroom with dead bolt x levers	1,022.00
<b>MRX-S-L-46</b>	Sectional trim, keyed single cylinder, Institutional Privacy with key locked feature with thumb turn	1,022.00
<b>MRX-S-L-RF</b>	Sectional trim, keyed single cylinder, Female Patient Privacy RF with thumb turn x levers	1,022.00
<b>MRX-S-L-LTF</b>	Sectional trim, keyed single cylinder, Female Patient Privacy LTF with thumb turn x levers	1,022.00
<b>MRX-E-L-01</b>	Escutcheon trim, non-keyed, Passage x levers	1,113.00
<b>MRX-E-L-02</b>	Escutcheon trim, non-keyed, Privacy / Bathroom with deadbolt x levers	1,138.00
<b>MRX-E-L-04</b>	Escutcheon trim, keyed single cylinder, Entry / Office x levers	1,175.00
<b>MRX-E-L-05</b>	Escutcheon trim, keyed single cylinder, Classroom x levers	1,175.00
<b>MRX-E-L-07</b>	Escutcheon trim, keyed single cylinder, Storeroom / Closet x levers	1,175.00

[1] All standard cylinders come with 6-pin Schlage® "C" keyway only. [2] Small format IC housing available. Schlage®, Sargent®, Corbin Russwin®, and Yale® LFIC housings are available at an additional charge. [3] High security 6-pin cylinder and 7-pin SFIC core available in TownSteel "L" keyway. [4] KA, MK, GMK, GGMK & Construction keying are available at an additional charge. [5] All locks come with standard ANSI strike unless specified otherwise. [6] Prices based on F.O.B. City of Industry, CA. [7] Prices subject to change without notice.

# Ligature Resistant Locks - Mechanical

## MRX-L



MRX-L Series	Description	Finish
		630
<b>MRX-E-L-08</b>	Escutcheon trim, keyed single cylinder, Front Door / Corridor Lock with thumb turn x levers	1,175.00
<b>MRX-E-L-12</b>	Escutcheon trim, keyed single cylinder, Dormitory or Exit with thumb turn x levers	1,201.00
<b>MRX-E-L-13</b>	Escutcheon trim, keyed single cylinder, Dormitory or Exit with thumb turn x levers	1,201.00
<b>MRX-E-L-14</b>	Escutcheon trim, keyed double cylinder, Store Door x levers	1,266.00
<b>MRX-E-L-15**</b>	Escutcheon trim, keyed single cylinder, Hotel / Motel with thumb turn x levers	1,201.00
<b>MRX-E-L-19</b>	Escutcheon trim, non-keyed, Privacy / Bathroom with deadbolt with thumb turn x levers	1,138.00
<b>MRX-E-L-20</b>	Escutcheon trim, keyed single cylinder, Entrance / Apartment / Dormitory with thumb turn x levers	1,201.00
<b>MRX-E-L-22</b>	Escutcheon trim, non-keyed, Privacy without deadbolt with thumb turn x levers	1,138.00
<b>MRX-E-L-26</b>	Escutcheon trim, keyed single cylinder, Institutional Privacy with thumb turn x levers	1,266.00

\*\* TownSteel can only supply the Schlage® "C" keyway cylinder, not the special Hotel cylinder for the F15 function; the full functionality of the F15 function cannot be achieved with the cylinder supplied from TownSteel. Customer must furnish their own emergency cylinder.

[1] All standard cylinders come with 6-pin Schlage® "C" keyway only. [2] Small format IC housing available. Schlage®, Sargent®, Corbin Russwin®, and Yale® LFIC housings are available at an additional charge. [3] High security 6-pin cylinder and 7-pin SFIC core available in TownSteel "L" keyway. [4] KA, MK, GMK, GGMK & Construction keying are available at an additional charge. [5] All locks come with standard ANSI strike unless specified otherwise. [6] Prices based on F.O.B. City of Industry, CA. [7] Prices subject to change without notice.

# Ligature Resistant Locks - Mechanical

## MRX-L



MRX-L Series	Description	Finish
		630
<b>MRX-E-L-29</b>	Escutcheon trim, keyed single cylinder, anti-ligature thumb turn, Classroom Dead Lock	1,113.00
<b>MRX-E-L-30</b>	Escutcheon trim, keyed double cylinders, Institutional x levers	1,266.00
<b>MRX-E-L-32</b>	Escutcheon trim, keyed double cylinders, Intruder Latch Bolt x levers	1,266.00
<b>MRX-E-L-33</b>	Escutcheon trim, keyed double cylinders, Intruder Dead Bolt x levers	1,266.00
<b>MRX-E-L-34</b>	Escutcheon trim, keyed double cylinders, Intruder Dead Bolt with auxiliary dead latch x levers	1,266.00
<b>MRX-E-L-35</b>	Escutcheon trim, keyed double cylinders, Storeroom with dead bolt x levers	1,266.00

[1] All standard cylinders come with 6-pin Schlage® "C" keyway only. [2] Small format IC housing available. Schlage®, Sargent®, Corbin Russwin®, and Yale® LFIC housings are available at an additional charge. [3] High security 6-pin cylinder and 7-pin SFIC core available in TownSteel "L" keyway. [4] KA, MK, GMK, GGMK & Construction keying are available at an additional charge. [5] All locks come with standard ANSI strike unless specified otherwise. [6] Prices based on F.O.B. City of Industry, CA. [7] Prices subject to change without notice.

# Ligature Resistant Locks - Mechanical

## MRX-L



MRX-L Series	Description	Finish
		630
<b>MRX-E-L-46</b>	Escutcheon trim, keyed single cylinder, Institutional Privacy with key locked feature with thumb turn	1,266.00
<b>MRX-E-L-RF</b>	Escutcheon trim, keyed single cylinder, Female Patient Privacy RF with thumb turn x levers	1,266.00
<b>MRX-E-L-LTF</b>	Escutcheon trim, keyed single cylinder, Female Patient Privacy LTF with thumb turn x levers	1,266.00

Order string is as follows:

[Trim]-[Function]-[Cylinder]-[Handing]

Example order: MRX-E-L-04-SFIC7-LH

To view the full How to Order, visit [townsteel.com/documents/mrx-l-how-to-order](https://www.townsteel.com/documents/mrx-l-how-to-order)

[1] All standard cylinders come with 6-pin Schlage® "C" keyway only. [2] Small format IC housing available. Schlage®, Sargent®, Corbin Russwin®, and Yale® LFIC housings are available at an additional charge. [3] High security 6-pin cylinder and 7-pin SFIC core available in TownSteel "L" keyway. [4] KA, MK, GMK, GGMK & Construction keying are available at an additional charge. [5] All locks come with standard ANSI strike unless specified otherwise. [6] Prices based on F.O.B. City of Industry, CA. [7] Prices subject to change without notice.

# Ligature Resistant Locks - Mechanical

## MRX Ligature Resistant Status Indicator



MRX Series	Description	Finish
		630
<b>MRX-A-05-O</b>	Arch lever trim, keyed single cylinder, Classroom and ligature resistant status indicator	1,479.00
<b>MRX-A-13-O</b>	Arch lever trim, keyed single cylinder, Dormitory or Exit with thumb turn and ligature resistant status indicator	1,505.00
<b>MRX-A-15-O*</b>	Arch lever trim, keyed single cylinder, Hotel / Motel with thumb turn and ligature resistant status indicator	1,505.00
<b>MRX-A-26-O</b>	Arch lever trim, keyed single cylinder, Institutional Privacy with thumb turn and ligature resistant status indicator	1,569.00
<b>MRX-A-46-O</b>	Arch lever trim, keyed single cylinder, Institutional Privacy with thumb turn with key locked feature and ligature resistant status indicator	1,569.00
<b>MRX-S-L-05-O</b>	Sectional lever trim, keyed single cylinder, Classroom and ligature resistant status indicator	1,224.00
<b>MRX-S-L-13-O</b>	Sectional lever trim, keyed single cylinder, Dormitory or Exit with thumb turn and ligature resistant status indicator	1,250.00

\* TownSteel can only supply the Schlage® “C” keyway cylinder, not the special Hotel cylinder for the F15 function; the full functionality of the F15 function cannot be achieved with the cylinder supplied from TownSteel. Customer must furnish their own emergency cylinder.

[1] All standard cylinders come with 6-pin Schlage® “C” keyway only. [2] Small format IC housing available. Schlage®, Sargent®, Corbin Russwin®, and Yale® LFIC housings are available at an additional charge. [3] High security 6-pin cylinder and 7-pin SFIC core available in TownSteel “L” keyway. [4] KA, MK, GMK, GGMK & Construction keying are available at an additional charge. [5] All locks come with standard ANSI strike unless specified otherwise. [6] Prices based on F.O.B. City of Industry, CA. [7] Prices subject to change without notice.

# Ligature Resistant Locks - Mechanical

## MRX Ligature Resistant Status Indicator



MRX Series	Description	Finish
		630
<b>MRX-S-L-15-O*</b>	Sectional lever trim, keyed single cylinder, Hotel / Motel with thumb turn and ligature resistant status indicator	1,250.00
<b>MRX-S-L-26-O</b>	Sectional lever trim, keyed single cylinder, Institutional Privacy with thumb turn and ligature resistant status indicator	1,326.00
<b>MRX-S-L-46-O</b>	Sectional lever trim, keyed single cylinder, Institutional Privacy with thumb turn with key locked feature and ligature resistant status indicator	1,326.00
<b>MSG AS1001</b>	Ligature resistant occupancy indicator for MRX-A / MRX-S-L only, cylinder not included	304.00

Order string is as follows:

[Trim]-[Function]-[Handing]

Example order: MRX-A-13-O-LH

To view the full How to Order, visit [townsteel.com/documents/mrx-indicator-how-to-order](https://townsteel.com/documents/mrx-indicator-how-to-order)

[1] All standard cylinders come with 6-pin Schlage® "C" keyway only. [2] Small format IC housing available. Schlage®, Sargent®, Corbin Russwin®, and Yale® LFIC housings are available at an additional charge. [3] High security 6-pin cylinder and 7-pin SFIC core available in TownSteel "L" keyway. [4] KA, MK, GMK, GGMK & Construction keying are available at an additional charge. [5] All locks come with standard ANSI strike unless specified otherwise. [6] Prices based on F.O.B. City of Industry, CA. [7] Prices subject to change without notice.

# Ligature Resistant Locks - Mechanical

## ED-MRX-A Rim Exit Device with Ligature Resistant Arch Trim



ED-MRX-A	Description	Finish
		630
<b>ED-MRX-A-01-9700</b>	Grade 1 non fire rated rim exit device for 36" with Passage arch trim	1,527.00
<b>EF-MRX-A-01-9700</b>	Grade 1 fire rated rim exit device for 36" with Passage arch trim	1,591.00
<b>ED-MRX-A-41-9700-NL</b>	Grade 1 rim exit device for 36" with Dummy arch trim, rigid with thru bolt	1,254.00
<b>CRX-A-71-SURFACE*</b>	Ligature resistant CRX-A pull Dummy, surface mount	716.00

Order string is as follows:  
[Trim]-[Function]-[Handing]

Example order: ED-MRX-A-01-9700-LHR

To view the full How to Order, visit [townsteel.com/documents/ed-mrx-a-how-to-order](https://townsteel.com/documents/ed-mrx-a-how-to-order)

\* CRX-A-71-SURFACE is trim only

[1] All locks come with standard ANSI strike unless specified otherwise. [2] Prices based on F.O.B. City of Industry, CA. [3] Prices subject to change without notice.

# Ligature Resistant Locks - Mechanical

DRX



DRX Series	Description	Finish
		630
<b>DRX-07</b>	Deadbolt, thumb turn, single cylinder	346.00
<b>DRX-09</b>	Deadbolt, thumb turn, single cylinder, classroom	346.00
<b>DRX-18</b>	Deadbolt, thumb turn only. No trim on the other side	295.00

Order string is as follows:  
[Trim]-[Function]-[Cylinder]

Example order: DRX-07-SFIC7

To view the full How to Order, visit [townsteel.com/documents/drx-how-to-order-2](https://townsteel.com/documents/drx-how-to-order-2)

[1] All standard cylinders come with 6-pin Schlage® "C" keyway only. [2] Small format IC housing available. Schlage®, Sargent®, Corbin Russwin®, and Yale® LFIC housings are available at an additional charge. [3] High security 6-pin cylinder and 7-pin SFIC core available in TownSteel "L" keyway. [4] KA, MK, GMK, GGMK & Construction keying are available at an additional charge. [5] All locks come with standard ANSI strike unless specified otherwise. [6] Prices based on F.O.B. City of Industry, CA. [7] Prices subject to change without notice.



# Ligature Resistant Locks - Mechanical

## VRH Ligature Resistant Hook



VRH Series	Description	Finish
		630
<b>VRH AS23983</b>	Ligature Resistant Hook, Assembly	277.00

[1] Prices based on F.O.B. City of Industry, CA. [2] Prices subject to change without notice.

# Ligature Resistant Locks - Electrified

XTRX-L-303



XTRX-L-303 (left), PCU (middle), and strike (right) shown

XTRX-L-303	Description	Finish
<b>XTRX-L-303</b>	Electrified Motor units 12 - 24VDC, all motorized units are field adjustable for Fail Safe or Fail Secure with 3-Point Ligature Resistant Lever Trim	630 1,104.00

Order string is as follows:  
[Trim]-[Function]-[Cylinder]-[Handing]


Example order: XTRX-L-303-SC-LH

To view the full How to Order, visit [townsteel.com/documents/xtrx-l-how-to-order](http://townsteel.com/documents/xtrx-l-how-to-order)

[1] All standard cylinders come with 6-pin Schlage® "C" keyway only. [2] Small format IC housing available. Schlage®, Sargent®, and Corbin Russwin® LFIC housings are available at an additional charge. [3] High security 6-pin cylinder and 7-pin SFIC core available in TownSteel "L" keyway. [4] KA, MK, GMK, GGK & Construction keying are available at an additional charge. [5] All locks come with standard ANSI strike unless specified otherwise. [6] Prices based on F.O.B. City of Industry, CA. [7] Prices subject to change without notice.

# Ligature Resistant Locks - Electrified

## XMRX-A



This trim is not field reversible. Please provide the handing information when placing an order.

XMRX-A Series	Description	Finish
		630
<i>Single cylinder functions, 3-position monitoring</i>		
<b>XMRX-A-121</b>	12VDC Fail Safe, 3-Position Monitoring	1,431.00
<b>XMRX-A-122</b>	12VDC Fail Secure, 3-Position Monitoring	1,431.00
<b>XMRX-A-241</b>	24VDC Fail Safe, 3-Position Monitoring	1,431.00
<b>XMRX-A-242</b>	24VDC Fail Secure, 3-Position Monitoring	1,431.00
<i>Single cylinder functions, REX</i>		
<b>XMRX-A-121REX</b>	12VDC Fail Safe, Request-to-Exit (REX)	1,431.00
<b>XMRX-A-122REX</b>	12VDC Fail Secure, Request-to-Exit (REX)	1,431.00
<b>XMRX-A-241REX</b>	24VDC Fail Safe, Request-to-Exit (REX)	1,431.00
<b>XMRX-A-242REX</b>	24VDC Fail Secure, Request-to-Exit (REX)	1,431.00

[1] All standard cylinders come with 6-pin Schlage® "C" keyway only. [2] Small format IC housing available. Schlage®, Sargent®, Corbin Russwin®, and Yale® LFIC housings are available at an additional charge. [3] High security 6-pin cylinder and 7-pin SFIC core available in TownSteel "L" keyway. [4] KA, MK, GMK, GGMK & Construction keying are available at an additional charge. [5] All locks come with standard ANSI strike unless specified otherwise. [6] Prices based on F.O.B. City of Industry, CA. [7] Prices subject to change without notice.

# Ligature Resistant Locks - Electrified

## XMRX-A



This trim is not field reversible. Please provide the handing information when placing an order.

XMRX-A Series	Description	Finish
		630
<i>Deadbolt with thumb turn functions, REX</i>		
<b>XMRX-A-121-DB</b>	12VDC Fail Safe, Deadbolt Request-to-Exit (REX)	1,431.00
<b>XMRX-A-122-DB</b>	12VDC Fail Secure, Deadbolt Request-to-Exit (REX)	1,431.00
<b>XMRX-A-241-DB</b>	24VDC Fail Safe, Deadbolt Request-to-Exit (REX)	1,431.00
<b>XMRX-A-242-DB</b>	24VDC Fail Secure, Deadbolt Request-to-Exit (REX)	1,431.00
<i>Deadbolt with double cylinder functions, REX</i>		
<b>XMRX-A-121-DC</b>	12VDC Fail Safe, Deadbolt Request-to-Exit (REX)	1,522.00
<b>XMRX-A-122-DC</b>	12VDC Fail Secure, Deadbolt Request-to-Exit (REX)	1,522.00
<b>XMRX-A-241-DC</b>	24VDC Fail Safe, Deadbolt Request-to-Exit (REX)	1,522.00
<b>XMRX-A-242-DC</b>	24VDC Fail Secure, Deadbolt Request-to-Exit (REX)	1,522.00

[1] All standard cylinders come with 6-pin Schlage® "C" keyway only. [2] Small format IC housing available. Schlage®, Sargent®, Corbin Russwin®, and Yale® LFIC housings are available at an additional charge. [3] High security 6-pin cylinder and 7-pin SFIC core available in TownSteel "L" keyway. [4] KA, MK, GMK, GGMK & Construction keying are available at an additional charge. [5] All locks come with standard ANSI strike unless specified otherwise. [6] Prices based on F.O.B. City of Industry, CA. [7] Prices subject to change without notice.

# Ligature Resistant Locks - Electrified

## XMRX-A



This trim is not field reversible. Please provide the handing information when placing an order.

XMRX-A Series	Description	Finish
		630
<i>No deadbolt with double cylinder functions, REX</i>		
<b>XMRX-A-121-C</b>	12VDC Fail Safe, Request-to-Exit (REX)	1,522.00
<b>XMRX-A-122-C</b>	12VDC Fail Secure, Request-to-Exit (REX)	1,522.00
<b>XMRX-A-241-C</b>	24VDC Fail Safe, Request-to-Exit (REX)	1,522.00
<b>XMRX-A-242-C</b>	24VDC Fail Secure, Request-to-Exit (REX)	1,522.00

**Order string is as follows:**  
**[Trim]-[Function]-[Cylinder]-[Handing]**

**Example order: XMRX-A-121-SC-LH**

To view the full How to Order, visit [townsteel.com/documents/xmrx-a-how-to-order](https://townsteel.com/documents/xmrx-a-how-to-order)

[1] All standard cylinders come with 6-pin Schlage® "C" keyway only. [2] Small format IC housing available. Schlage®, Sargent®, Corbin Russwin®, and Yale® LFIC housings are available at an additional charge. [3] High security 6-pin cylinder and 7-pin SFIC core available in TownSteel "L" keyway. [4] KA, MK, GMK, GGMK & Construction keying are available at an additional charge. [5] All locks come with standard ANSI strike unless specified otherwise. [6] Prices based on F.O.B. City of Industry, CA. [7] Prices subject to change without notice.

# Ligature Resistant Locks - Electrified

## XMRX-A-303



XMRX-A-303 (left), PCU (middle), and strike (right) shown

This trim is not field reversible. Please provide the handing information when placing an order.

XMRX-A-303	Description	Finish
		630
<b>XMRX-A-303</b>	Electrified Motor units 12 - 24 VDC, all motorized units are field adjustable for Fail Safe or Fail Secure with 5-Point Ligature Resistant Arch Trim	1,846.00

Order string is as follows:  
 [Trim]-[Function]-[Cylinder]-[Handing]

Example order: XMRX-A-303-SC-LH

To view the full How to Order, visit [townsteel.com/documents/xmrx-a-how-to-order](https://townsteel.com/documents/xmrx-a-how-to-order)

[1] All standard cylinders come with 6-pin Schlage® "C" keyway only. [2] Small format IC housing available. Schlage®, Sargent®, Corbin Russwin®, and Yale® LFIC housings are available at an additional charge. [3] High security 6-pin cylinder and 7-pin SFIC core available in TownSteel "L" keyway. [4] KA, MK, GMK, GGK & Construction keying are available at an additional charge. [5] All locks come with standard ANSI strike unless specified otherwise. [6] Prices based on F.O.B. City of Industry, CA. [7] Prices subject to change without notice.

# Ligature Resistant Locks - Electrified

## XMRX-S-K



XMRX-S-K Series	Description	Finish
		630
<i>Single cylinder functions, 3-position monitoring</i>		
<b>XMRX-S-K-121</b>	12VDC Fail Safe, 3-Position Monitoring	1,113.00
<b>XMRX-S-K-122</b>	12VDC Fail Secure, 3-Position Monitoring	1,113.00
<b>XMRX-S-K-241</b>	24VDC Fail Safe, 3-Position Monitoring	1,113.00
<b>XMRX-S-K-242</b>	24VDC Fail Secure, 3-Position Monitoring	1,113.00
<i>Single cylinder functions, REX</i>		
<b>XMRX-S-K-121REX</b>	12VDC Fail Safe, Request-to-Exit (REX)	1,113.00
<b>XMRX-S-K-122REX</b>	12VDC Fail Secure, Request-to-Exit (REX)	1,113.00
<b>XMRX-S-K-241REX</b>	24VDC Fail Safe, Request-to-Exit (REX)	1,113.00
<b>XMRX-S-K-242REX</b>	24VDC Fail Secure, Request-to-Exit (REX)	1,113.00

[1] All standard cylinders come with 6-pin Schlage® "C" keyway only. [2] Small format IC housing available. Schlage®, Sargent®, Corbin Russwin®, and Yale® LFIC housings are available at an additional charge. [3] High security 6-pin cylinder and 7-pin SFIC core available in TownSteel "L" keyway. [4] KA, MK, GMK, GGMK & Construction keying are available at an additional charge. [5] All locks come with standard ANSI strike unless specified otherwise. [6] Prices based on F.O.B. City of Industry, CA. [7] Prices subject to change without notice.

# Ligature Resistant Locks - Mechanical

## XMRX-S-K



XMRX-S-K Series	Description	Finish
		630
<i>Deadbolt with thumb turn functions, REX</i>		
<b>XMRX-S-K-121-DB</b>	12VDC Fail Safe, Deadbolt Request-to-Exit (REX)	1,113.00
<b>XMRX-S-K-122-DB</b>	12VDC Fail Secure, Deadbolt Request-to-Exit (REX)	1,113.00
<b>XMRX-S-K-241-DB</b>	24VDC Fail Safe, Deadbolt Request-to-Exit (REX)	1,113.00
<b>XMRX-S-K-242-DB</b>	24VDC Fail Secure, Deadbolt Request-to-Exit (REX)	1,113.00

[1] All standard cylinders come with 6-pin Schlage® "C" keyway only. [2] Small format IC housing available. Schlage®, Sargent®, Corbin Russwin®, and Yale® LFIC housings are available at an additional charge. [3] High security 6-pin cylinder and 7-pin SFIC core available in TownSteel "L" keyway. [4] KA, MK, GMK, GGK & Construction keying are available at an additional charge. [5] All locks come with standard ANSI strike unless specified otherwise. [6] Prices based on F.O.B. City of Industry, CA. [7] Prices subject to change without notice.



# Ligature Resistant Locks - Electrified

XMRX-S-K



XMRX-S-K Series	Description	Finish
		630
<i>Deadbolt with double cylinder functions, REX</i>		
<b>XMRX-S-K-121-DC</b>	12VDC Fail Safe, Deadbolt Request-to-Exit (REX)	1,210.00
<b>XMRX-S-K-122-DC</b>	12VDC Fail Secure, Deadbolt Request-to-Exit (REX)	1,210.00
<b>XMRX-S-K-241-DC</b>	24VDC Fail Safe, Deadbolt Request-to-Exit (REX)	1,210.00
<b>XMRX-S-K-242-DC</b>	24VDC Fail Secure, Deadbolt Request-to-Exit (REX)	1,210.00

Order string is as follows:

[Trim]-[Function]-[Cylinder]-[Handing]

Example order: XMRX-S-K-121-SC-LH

To view the full How to Order, visit [townsteel.com/documents/xmrx-k-how-to-order](https://townsteel.com/documents/xmrx-k-how-to-order)

[1] All standard cylinders come with 6-pin Schlage® "C" keyway only. [2] Small format IC housing available. Schlage®, Sargent®, Corbin Russwin®, and Yale® LFIC housings are available at an additional charge. [3] High security 6-pin cylinder and 7-pin SFIC core available in TownSteel "L" keyway. [4] KA, MK, GMK, GGK & Construction keying are available at an additional charge. [5] All locks come with standard ANSI strike unless specified otherwise. [6] Prices based on F.O.B. City of Industry, CA. [7] Prices subject to change without notice.

# Ligature Resistant Locks - Electrified

XMRX-S-K-303



XMRX-S-K-303 (left), PCU (middle), and strike (right) shown

XMRX-S-K-303	Description	Finish
<b>XMRX-S-K-303</b>	Electrified Motor units 12 - 24 VDC, all motorized units are field adjustable for Fail Safe or Fail Secure with 3-Point Ligature Resistant Sectional Knob Trim	630 1,846.00

Order string is as follows:

[Trim]-[Function]-[Cylinder]-[Handing]

Example order: XMRX-S-K-303-SC-LH

To view the full How to Order, visit [townsteel.com/documents/xmrx-k-how-to-order](https://www.townsteel.com/documents/xmrx-k-how-to-order)

[1] All standard cylinders come with 6-pin Schlage® "C" keyway only. [2] Small format IC housing available. Schlage®, Sargent®, Corbin Russwin®, and Yale® LFIC housings are available at an additional charge. [3] High security 6-pin cylinder and 7-pin SFIC core available in TownSteel "L" keyway. [4] KA, MK, GMK, GGK & Construction keying are available at an additional charge. [5] All locks come with standard ANSI strike unless specified otherwise. [6] Prices based on F.O.B. City of Industry, CA. [7] Prices subject to change without notice.

# Ligature Resistant Locks - Electrified

## XMRX-E-K



XMRX-E-K Series		Description	Finish
			630
<i>Single cylinder functions, 3-position monitoring</i>			
<b>XMRX-E-K-121</b>	12VDC Fail Safe, 3-Position Monitoring		1,369.00
<b>XMRX-E-K-122</b>	12VDC Fail Secure, 3-Position Monitoring		1,369.00
<b>XMRX-E-K-241</b>	24VDC Fail Safe, 3-Position Monitoring		1,369.00
<b>XMRX-E-K-242</b>	24VDC Fail Secure, 3-Position Monitoring		1,369.00
<i>Single cylinder functions, REX</i>			
<b>XMRX-E-K-121REX</b>	12VDC Fail Safe, Request-to-Exit (REX)		1,369.00
<b>XMRX-E-K-122REX</b>	12VDC Fail Secure, Request-to-Exit (REX)		1,369.00
<b>XMRX-E-K-241REX</b>	24VDC Fail Safe, Request-to-Exit (REX)		1,369.00
<b>XMRX-E-K-242REX</b>	24VDC Fail Secure, Request-to-Exit (REX)		1,369.00

[1] All standard cylinders come with 6-pin Schlage® "C" keyway only. [2] Small format IC housing available. Schlage®, Sargent®, Corbin Russwin®, and Yale® LFIC housings are available at an additional charge. [3] High security 6-pin cylinder and 7-pin SFIC core available in TownSteel "L" keyway. [4] KA, MK, GMK, GGMK & Construction keying are available at an additional charge. [5] All locks come with standard ANSI strike unless specified otherwise. [6] Prices based on F.O.B. City of Industry, CA. [7] Prices subject to change without notice.

# Ligature Resistant Locks - Mechanical

XMRX-E-K



XMRX-E-K Series	Description	Finish
		630
<i>Deadbolt with thumb turn functions, REX</i>		
<b>XMRX-E-K-121-DB</b>	12VDC Fail Safe, Deadbolt Request-to-Exit (REX)	1,369.00
<b>XMRX-E-K-122-DB</b>	12VDC Fail Secure, Deadbolt Request-to-Exit (REX)	1,369.00
<b>XMRX-E-K-241-DB</b>	24VDC Fail Safe, Deadbolt Request-to-Exit (REX)	1,369.00
<b>XMRX-E-K-242-DB</b>	24VDC Fail Secure, Deadbolt Request-to-Exit (REX)	1,369.00

[1] All standard cylinders come with 6-pin Schlage® "C" keyway only. [2] Small format IC housing available. Schlage®, Sargent®, Corbin Russwin®, and Yale® LFIC housings are available at an additional charge. [3] High security 6-pin cylinder and 7-pin SFIC core available in TownSteel "L" keyway. [4] KA, MK, GMK, GGK & Construction keying are available at an additional charge. [5] All locks come with standard ANSI strike unless specified otherwise. [6] Prices based on F.O.B. City of Industry, CA. [7] Prices subject to change without notice.

# Ligature Resistant Locks - Electrified

XMRX-E-K



XMRX-E-K Series	Description	Finish
		630
<i>Deadbolt with double cylinder functions, REX</i>		
<b>XMRX-E-K-121-DC</b>	12VDC Fail Safe, Deadbolt Request-to-Exit (REX)	1,464.00
<b>XMRX-E-K-122-DC</b>	12VDC Fail Secure, Deadbolt Request-to-Exit (REX)	1,464.00
<b>XMRX-E-K-241-DC</b>	24VDC Fail Safe, Deadbolt Request-to-Exit (REX)	1,464.00
<b>XMRX-E-K-242-DC</b>	24VDC Fail Secure, Deadbolt Request-to-Exit (REX)	1,464.00

**Order string is as follows:**

[Trim]-[Function]-[Cylinder]-[Handing]

**Example order: XMRX-E-K-121-SC-LH**

To view the full How to Order, visit [townsteel.com/documents/xmrx-k-how-to-order](https://townsteel.com/documents/xmrx-k-how-to-order)

[1] All standard cylinders come with 6-pin Schlage® "C" keyway only. [2] Small format IC housing available. Schlage®, Sargent®, Corbin Russwin®, and Yale® LFIC housings are available at an additional charge. [3] High security 6-pin cylinder and 7-pin SFIC core available in TownSteel "L" keyway. [4] KA, MK, GMK, GGK & Construction keying are available at an additional charge. [5] All locks come with standard ANSI strike unless specified otherwise. [6] Prices based on F.O.B. City of Industry, CA. [7] Prices subject to change without notice.

# Ligature Resistant Locks - Electrified

XMRX-E-K-303



*XMRX-E-K-303 (left), PCU (middle), and strike (right) shown*

XMRX-E-K-303	Description	Finish
<b>XMRX-E-K-303</b>	Electrified Motor units 12 - 24 VDC, all motorized units are field adjustable for Fail Safe or Fail Secure with 3-Point Ligature Resistant Escutcheon Knob Trim	630 1,950.00

**Order string is as follows:**

[Trim]-[Function]-[Cylinder]-[Handing]

**Example order: XMRX-E-K-303-SC-LH**

To view the full How to Order, visit [townsteel.com/documents/xmrx-k-how-to-order](https://www.townsteel.com/documents/xmrx-k-how-to-order)

[1] All standard cylinders come with 6-pin Schlage® "C" keyway only. [2] Small format IC housing available. Schlage®, Sargent®, Corbin Russwin®, and Yale® LFIC housings are available at an additional charge. [3] High security 6-pin cylinder and 7-pin SFIC core available in TownSteel "L" keyway. [4] KA, MK, GMK, GGK & Construction keying are available at an additional charge. [5] All locks come with standard ANSI strike unless specified otherwise. [6] Prices based on F.O.B. City of Industry, CA. [7] Prices subject to change without notice.

# Ligature Resistant Locks - Electrified

XMRX-L-303



XMRX-L-303 (left), PCU (middle), and strike (right) shown

XMRX-L-303	Description	Finish
		630
<b>XMRX-S-L-303</b>	Electrified Motor units 12 - 24 VDC, all motorized units are field adjustable for Fail Safe or Fail Secure with 3-Point Ligature Resistant Lever Sectional Trim	1,846.00
<b>XMRX-E-L-303</b>	Electrified Motor units 12 - 24 VDC, all motorized units are field adjustable for Fail Safe or Fail Secure with 3-Point Ligature Resistant Lever Escutcheon Trim	1,950.00

Order string is as follows:

[Trim]-[Function]-[Cylinder]-[Handing]

Example order: XMRX-E-L-303-SC-LH

To view the full How to Order, visit [townsteel.com/documents/xmrx-l-how-to-order](https://townsteel.com/documents/xmrx-l-how-to-order)

[1] All standard cylinders come with 6-pin Schlage® "C" keyway only. [2] Small format IC housing available. Schlage®, Sargent®, Corbin Russwin®, and Yale® LFIC housings are available at an additional charge. [3] High security 6-pin cylinder and 7-pin SFIC core available in TownSteel "L" keyway. [4] KA, MK, GMK, GGK & Construction keying are available at an additional charge. [5] All locks come with standard ANSI strike unless specified otherwise. [6] Prices based on F.O.B. City of Industry, CA. [7] Prices subject to change without notice.

# Ligature Resistant Locks - Electronic

XTRXL-2000



XTRXL-2000	Description	Finish
XTRXL-2000	Clutched Electronic Cylindrical Lock with Ligature Resistant Lever Trim, Standalone Keypad, 2000, with 100 pin codes	630 1,003.00

Order string is as follows:  
[Trim]-[Function]-[Cylinder]

Example order: XTRXL-2000-SC

To view the full How to Order, visit [townsteel.com/documents/xtrxl-how-to-order](https://www.townsteel.com/documents/xtrxl-how-to-order)

[1] All standard cylinders come with 6-pin Schlage® "C" keyway only. [2] Small format IC housing available. Schlage®, Sargent®, and Corbin Russwin® LFIC housings are available at an additional charge. [3] High security 6-pin cylinder and 7-pin SFIC core available in TownSteel "L" keyway. [4] KA, MK, GMK, GGK & Construction keying are available at an additional charge. [5] All locks come with standard ANSI strike unless specified otherwise. [6] Prices based on F.O.B. City of Industry, CA. [7] Prices subject to change without notice.



# Ligature Resistant Locks - Electronic

XTRXL-4000



Description		Finish
<b>XTRXL-4000</b>	Clutched Electronic Cylindrical Lock with Ligature Resistant Lever Trim, with 400 pin codes or MIFARE RFID credential capacity. Including 2RFID Key Cards and 2 RFID stickers.	630 1,003.00

Order string is as follows:  
[Trim]-[Function]-[Cylinder]

Example order: XTRXL-4000-SC

To view the full How to Order, visit [townsteel.com/documents/xtrxl-how-to-order](https://townsteel.com/documents/xtrxl-how-to-order)

[1] All standard cylinders come with 6-pin Schlage® "C" keyway only. [2] Small format IC housing available. Schlage®, Sargent®, and Corbin Russwin® LFIC housings are available at an additional charge. [3] High security 6-pin cylinder and 7-pin SFIC core available in TownSteel "L" keyway. [4] KA, MK, GMK, GGK & Construction keying are available at an additional charge. [5] All locks come with standard ANSI strike unless specified otherwise. [6] Prices based on F.O.B. City of Industry, CA. [7] Prices subject to change without notice.

# Ligature Resistant Locks - Electronic

XTRXL-5000BLE and XTRXL-5000RF



XTRXL-5000	Description	Finish
		630
<b>XTRXL-5000BLE</b>	Clutched Electronic Cylindrical Lock with Ligature Resistant Lever Trim, Bluetooth, with 400 pin codes or MIFARE RFID credential capacity. Including 2 RFID Key Cards and 2 RFID stickers.	1,035.00
<b>XTRXL-5000RF</b>	Clutched Electronic Cylindrical Lock with Ligature Resistant Lever Trim, WiFi, with 400 pin codes or MIFARE RFID credential capacity. Including 2 RFID Key Cards and 2 RFID stickers. Ready to pair with gateway WiFi. Gateway sold separately	1,035.00

Order string is as follows:  
[Trim]-[Function]-[Cylinder]

Example order: XTRXL-5000BLE-SC

To view the full How to Order, visit [townsteel.com/documents/xtrxl-how-to-order](https://townsteel.com/documents/xtrxl-how-to-order)

[1] All standard cylinders come with 6-pin Schlage® "C" keyway only. [2] Small format IC housing available. Schlage®, Sargent®, and Corbin Russwin® LFIC housings are available at an additional charge. [3] High security 6-pin cylinder and 7-pin SFIC core available in TownSteel "L" keyway. [4] KA, MK, GMK, GGMK & Construction keying are available at an additional charge. [5] All locks come with standard ANSI strike unless specified otherwise. [6] Prices based on F.O.B. City of Industry, CA. [7] Prices subject to change without notice.

# Ligature Resistant Locks - Electronic

XMRXA-2000



This trim is not field reversible. Please provide the handing information when placing an order.

XMRXA-2000	Description	Finish
		630
<b>XMRXA-2000</b>	Standalone Keypad Electronic Mortise Arch Ligature Resistant Trim, with 100 pin codes.	1,662.00

Order string is as follows:

[Trim]-[Function]-[Cylinder]-[Handing]

Example order: XMRXA-2000-SFIC7-LH

To view the full How to Order, visit [townsteel.com/documents/xmrxa-how-to-order](https://townsteel.com/documents/xmrxa-how-to-order)

[1] All standard cylinders come with 6-pin Schlage® “C” keyway only. [2] Small format IC housing available. Schlage®, Sargent®, Corbin Russwin®, and Yale® LFIC housings are available at an additional charge. [3] High security 6-pin cylinder and 7-pin SFIC core available in TownSteel “L” keyway. [4] KA, MK, GMK, GGK & Construction keying are available at an additional charge. [5] All locks come with standard ANSI strike unless specified otherwise. [6] Prices based on F.O.B. City of Industry, CA. [7] Prices subject to change without notice.

# Ligature Resistant Locks - Electronic

XMRXL-2000



*XMRXL-S sectional trim (left), and XMRXL-E escutcheon trim (right) shown*

XMRXL-2000	Description	Finish
		630
<b>XMRXL-S-2000</b>	Electronic Mortise Lock with Ligature Resistant Clutched Sectional lever Trim, Standalone Keypad, 2000, with 100 pin codes.	1,558.00
<b>XMRXL-E-2000</b>	Electronic Mortise Lock with Ligature Resistant Clutched Escutcheon lever Trim, Standalone Keypad, 2000, with 100 pin codes.	1,662.00

**Order string is as follows:**

[Trim]-[Function]-[Cylinder]-[Handing]

**Example order: XMRXL-E-2000-SFIC7-RH**

To view the full How to Order, visit [townsteel.com/documents/xmrxl-how-to-order](https://www.townsteel.com/documents/xmrxl-how-to-order)

[1] All standard cylinders come with 6-pin Schlage® "C" keyway only. [2] Small format IC housing available. Schlage®, Sargent®, Corbin Russwin®, and Yale® LFIC housings are available at an additional charge. [3] High security 6-pin cylinder and 7-pin SFIC core available in TownSteel "L" keyway. [4] KA, MK, GMK, GGK & Construction keying are available at an additional charge. [5] All locks come with standard ANSI strike unless specified otherwise. [6] Prices based on F.O.B. City of Industry, CA. [7] Prices subject to change without notice.

# Ligature Resistant Locks - Electronic

XMRXA-4000



This trim is not field reversible. Please provide the handing information when placing an order.

XMRXA-4000	Description	Finish
<b>XMRXA-4000</b>	Touch keypad Electronic Motorized Mortise, Ligature Resistant Arch Trim, with 400 pin codes or MIFARE RFID credential capacity. Includes 2 RFID Key Cards and 2 RFID stickers.	630  1,662.00

Order string is as follows:

[Trim]-[Function]-[Cylinder]-[Handing]

Example order: XMRXA-4000-SFIC7-LH

To view the full How to Order, visit [townsteel.com/documents/xmrxa-how-to-order](https://townsteel.com/documents/xmrxa-how-to-order)

[1] All standard cylinders come with 6-pin Schlage® “C” keyway only. [2] Small format IC housing available. Schlage®, Sargent®, Corbin Russwin®, and Yale® LFIC housings are available at an additional charge. [3] High security 6-pin cylinder and 7-pin SFIC core available in TownSteel “L” keyway. [4] KA, MK, GMK, GGMK & Construction keying are available at an additional charge. [5] All locks come with standard ANSI strike unless specified otherwise. [6] Prices based on F.O.B. City of Industry, CA. [7] Prices subject to change without notice.

# Ligature Resistant Locks - Electronic

XMRXL-4000



*XMRXL-S sectional trim (left), and XMRXL-E escutcheon trim (right) shown*

XMRXL-4000	Description	Finish
		630
<b>XMRXL-S-4000</b>	Touch Keypad Electronic Motorized Mortise Lock with Ligature Resistant Clutched Sectional lever Trim, with 400 pin codes or MIFARE RFID credential capacity. Including 2RFID Key Cards and 2 RFID stickers.	1,558.00
<b>XMRXL-E-4000</b>	Touch Keypad Electronic Motorized Mortise Lock with Ligature Resistant Clutched Escutcheon lever Trim, with 400 pin codes or MIFARE RFID credential capacity. Including 2RFID Key Cards and 2 RFID stickers.	1,662.00

**Order string is as follows:**

[Trim]-[Function]-[Cylinder]-[Handing]

**Example order: XMRXL-E-4000-SFIC7-RH**

To view the full How to Order, visit [townsteel.com/documents/xmrxl-how-to-order](https://www.townsteel.com/documents/xmrxl-how-to-order)

[1] All standard cylinders come with 6-pin Schlage® "C" keyway only. [2] Small format IC housing available. Schlage®, Sargent®, Corbin Russwin®, and Yale® LFIC housings are available at an additional charge. [3] High security 6-pin cylinder and 7-pin SFIC core available in TownSteel "L" keyway. [4] KA, MK, GMK, GGK & Construction keying are available at an additional charge. [5] All locks come with standard ANSI strike unless specified otherwise. [6] Prices based on F.O.B. City of Industry, CA. [7] Prices subject to change without notice.

# Ligature Resistant Locks - Electronic

XMRXA-5000BLE and XMRXA-5000RF



This trim is not field reversible. Please provide the handing information when placing an order.

XMRXA-5000	Description	Finish
		630
<b>XMRXA-5000-BLE</b>	Touch Keypad Electronic Motorized Mortise, Ligature Resistant Arch Trim, Bluetooth, with 400 pin codes or MIFARE RFID credential capacity. Including 2 RFID Key Cards and 2 RFID stickers.	1,796.00
<b>XMRXA-5000-RF</b>	Touch Keypad Electronic Motorized Mortise, Ligature Resistant Arch Trim, WiFi, with 400 pin codes or MIFARE RFID credential capacity. Includes 2 RFID Key Cards and 2 RFID stickers. Ready to pair with gateway WiFi. Gateway sold separately.	1,796.00

Order string is as follows:

[Trim]-[Function]-[Cylinder]-[Handing]

Example order: XMRXA-5000BLE-SFIC7-LH

To view the full How to Order, visit [townsteel.com/documents/xmrxa-how-to-order](https://townsteel.com/documents/xmrxa-how-to-order)

[1] All standard cylinders come with 6-pin Schlage® “C” keyway only. [2] Small format IC housing available. Schlage®, Sargent®, Corbin Russwin®, and Yale® LFIC housings are available at an additional charge. [3] High security 6-pin cylinder and 7-pin SFIC core available in TownSteel “L” keyway. [4] KA, MK, GMK, GGK & Construction keying are available at an additional charge. [5] All locks come with standard ANSI strike unless specified otherwise. [6] Prices based on F.O.B. City of Industry, CA. [7] Prices subject to change without notice.

# Ligature Resistant Locks - Electronic

XMRXL-S-5000BLE and XMRXL-S-5000RF



*XMRXL-S sectional trim (left), and XMRXL-E escutcheon trim (right) shown*

XMRXL-S-5000	Description	Finish
		630
<b>XMRXL-S-5000BLE</b>	Touch Keypad Motorized Mortise Lock with Ligature Resistant Clutched Sectional lever Trim, Bluetooth, with 400 pin codes or MIFARE RFID credential capacity. Including 2 RFID Key Cards and 2 RFID stickers.	1,692.00
<b>XMRXL-S-5000RF</b>	Touch Keypad Motorized Mortise Lock with Ligature Resistant Clutched Sectional lever Trim, with 400 pin codes or MIFARE RFID credential capacity. Including 2 RFID Key Cards and 2 RFID stickers. Ready to pair with gateway WiFi. Gateway sold separately.	1,692.00

**Order string is as follows:**

[Trim]-[Function]-[Cylinder]-[Handing]

**Example order: XMRXL-S-5000RF-SFIC7-RH**

To view the full How to Order, visit [townsteel.com/documents/xmrxl-how-to-order](https://townsteel.com/documents/xmrxl-how-to-order)

[1] All standard cylinders come with 6-pin Schlage® "C" keyway only. [2] Small format IC housing available. Schlage®, Sargent®, Corbin Russwin®, and Yale® LFIC housings are available at an additional charge. [3] High security 6-pin cylinder and 7-pin SFIC core available in TownSteel "L" keyway. [4] KA, MK, GMK, GGK & Construction keying are available at an additional charge. [5] All locks come with standard ANSI strike unless specified otherwise. [6] Prices based on F.O.B. City of Industry, CA. [7] Prices subject to change without notice.



# Ligature Resistant Locks - Electronic

XMRXL-E-5000BLE and XMRXL-E-5000RF



*XMRXL-S sectional trim (left), and XMRXL-E escutcheon trim (right) shown*

XMRXL-E-5000	Description	Finish
		630
<b>XMRXL-E-5000BLE</b>	Touch Keypad Motorized Mortise Lock with Ligature Resistant Clutched Escutcheon lever Trim, Bluetooth, with 400 pin codes or MIFARE RFID credential capacity. Including 2 RFID Key Cards and 2 RFID stickers.	1,796.00
<b>XMRXL-E-5000RF</b>	Touch Keypad Motorized Mortise Lock with Ligature Resistant Clutched Escutcheon lever Trim, with 400 pin codes or MIFARE RFID credential capacity. Including 2 RFID Key Cards and 2 RFID stickers. Ready to pair with gateway WiFi. Gateway sold separately.	1,796.00

**Order string is as follows:**

[Trim]-[Function]-[Cylinder]-[Handing]

**Example order: XMRXL-E-5000RF-SFIC7-RH**

To view the full How to Order, visit [townsteel.com/documents/xmrxl-how-to-order](https://townsteel.com/documents/xmrxl-how-to-order)

[1] All standard cylinders come with 6-pin Schlage® "C" keyway only. [2] Small format IC housing available. Schlage®, Sargent®, Corbin Russwin®, and Yale® LFIC housings are available at an additional charge. [3] High security 6-pin cylinder and 7-pin SFIC core available in TownSteel "L" keyway. [4] KA, MK, GMK, GGK & Construction keying are available at an additional charge. [5] All locks come with standard ANSI strike unless specified otherwise. [6] Prices based on F.O.B. City of Industry, CA. [7] Prices subject to change without notice.

# Ligature Resistant Locks - Additional Parts



MRXL trim shown

For all ligature resistant components and additional parts: tier discount does not apply; there is a maximum discount of 50%.

Cylindrical Latch Bolt	Description	Finish
		630
<b>LA-1-630</b>	Grade 1 Cylindrical Latch Bolt 2-3/4" Backset for CRXA/TRXL F-84, F-86, F-87, F-109, F-81	62.00
<b>LA-2-630</b>	Grade 1 Cylindrical Spring Latch for CRXA/TRXL F75, F76	62.00
<b>LA-15</b>	Grade 1 Cylindrical 5" Backset Extension for CRXA / TRXL	37.00
<b>CF-3-3/4 Extension-76</b>	Grade 1 Cylindrical 3-3/4" Backset Extension, For F-76	62.00
<b>CF-3-3/4 Extension-81</b>	Grade 1 Cylindrical 3-3/4" Backset Extension, For F-75, F-81, F-84, F-86	62.00

MRX-A Under Plate	Description	Finish
		630
<b>TF P021-IS</b>	MRX-A Inside Underplate	177.00
<b>TF P021-OS</b>	MRX-A Outside Underplate	177.00

[1] Prices based on F.O.B. City of Industry, CA. [2] Prices subject to change without notice.

# Ligature Resistant Locks - Additional Parts



MRXL trim shown

For all ligature resistant components and additional parts: tier discount does not apply; there is a maximum discount of 50%.

MRX-L Trim	Description	Finish
		630
<b>RXL AS58000-IV</b>	Ligature Resistant Trim for MRXL, one side	231.00

MRX-L Spring & Nut	Description	Finish
		630
<b>RXL S58640</b>	MRXL Torsion Spring	8.00
<b>RXL S58617</b>	MRXL RXL 5/8-18" Nut	9.00

[1] Prices based on F.O.B. City of Industry, CA. [2] Prices subject to change without notice.

# Ligature Resistant Locks - Additional Parts



MRXL trim shown

For all ligature resistant components and additional parts: tier discount does not apply; there is a maximum discount of 50%.

Tail Piece	Description	Finish
		630
<b>TRXL AS8330-6</b>	Tail Piece for TRXL 6-Pin Small Format IC	15.00
<b>TRXL AS8330-7</b>	Tail Piece for TRXL 7-Pin Small Format IC	15.00
<b>CYL-113</b>	Tail Piece for CRX-A / TRX-L Less Cylinder, Fits Schlage® and Corbin Russwin®	12.00
<b>CYL-113-S</b>	Tail Piece for CRX-A / TRX-L Less Cylinder, Fits Sargent®	12.00
<b>CYL-113-MED</b>	Tail Piece for CRX-A / TRX-L Less Cylinder, Fits Yale®	12.00
<b>CYL 95733-DL</b>	Tail Piece for CRX-A Schlage Large Format IC	15.00

Spacer	Description	Finish
		630
<b>CRXA S375</b>	CRX-A 1-3/8" Spacer	129.00
<b>TRXL S8313-SPACER</b>	TRX-L Spacer for 1-3/8" DT	129.00

[1] Prices based on F.O.B. City of Industry, CA. [2] Prices subject to change without notice.

# Ligature Resistant Locks - Additional Parts



MRXL trim shown

For all ligature resistant components and additional parts: tier discount does not apply; there is a maximum discount of 50%.

Spacer	Description	Finish
		630
<b>CRXK S87313 Spacer</b>	CRX-K Spacer for 1-3/8" DT	129.00

Ligature Resistant Strike	Description	Finish
		630
<b>TS 8737-POCKETED-630</b>	MRX-A Special ASA Ligature Resistant Strike (Optional)	120.00

Spindle	Description	Finish
		630
<b>RXL AS57320</b>	ADA Thumb Turn Spindle Assembly RXL	12.00

[1] Prices based on F.O.B. City of Industry, CA. [2] Prices subject to change without notice.

# Ligature Resistant Locks - Additional Parts



*MRXL trim shown*

For all ligature resistant components and additional parts: tier discount does not apply; there is a maximum discount of 50%.

CRX-A Housing	Description	Finish
		630
<b>CRXA A20-619</b>	CRX-A SFIC Housing Assembly, 619 Finish, Tailpiece Included	152.00
<b>CRXA A21</b>	CRX-A Corbin® LFIC Housing Assembly, 630 Finish, Tailpiece Included	152.00
<b>CRXA A24</b>	CRX-A Yale® LFIC Housing Assembly, 630 Finish, Tailpiece Included	152.00
<b>CRXA A26</b>	CRX-A Sargent® LFIC Housing Assembly, 619 Finish, Tailpiece Included	152.00
<b>CRXA 48</b>	CRX-A Schlage® LFIC Housing Assembly, 619 Finish, Tailpiece Included	152.00

[1] Prices based on F.O.B. City of Industry, CA. [2] Prices subject to change without notice.

---

# Interconnected Locks

---

INTERCONNECTED LOCKS	PAGE
Interconnected Locks - Mechanical .....	112
m-Genius .....	112

# Interconnected Locks - Mechanical

## m-Genius



Entry function shown

m-Genius	Description	Finish		
		619	622	626
<b>m-Genius 4" or 5-1/2"</b>	Standard 4" or 5-1/2" Escutcheon mechanical interconnected lock. Standard 6 pin cylinder with 2 keys FUNCTIONS: S: STOREROOM / T: ENTRY (Toggle function)	743.00	743.00	743.00
<b>m-Genius-S 4" or 5-1/2"</b>	Standard 4" or 5-1/2" Sectional mechanical interconnected lock. Standard 6 pin cylinder with 2 keys FUNCTIONS: S: STOREROOM / T: ENTRY (Toggle function)	713.00	713.00	713.00
<b>m-Genius-D 4" or 5-1/2"</b>	Standard 4" or 5-1/2" Concealed Deadbolt sectional mechanical interconnected lock. Standard 6-pin cylinder with 2 keys FUNCTIONS: S: STOREROOM / T: ENTRY (Toggle function)	713.00	713.00	713.00

### Order string is as follows:

[Series]-[Function]-[Lever][Handing][Finish]-[Lockbody][Faceplates][Strike][Cylinder]

**Example order: MGTT-SLH626-55WSC**

To view the full How to Order, visit [townsteel.com/documents/m-genius-cut-sheet](https://townsteel.com/documents/m-genius-cut-sheet)

[1] All standard cylinders come with 6-pin Schlage® "C" keyway only. [2] MK, GMK, & GGMK are available at an additional charge. [3] All interconnected locks come with full lip strike standard unless specified otherwise. ASA and T-strike are available upon request. [4] Prices based on F.O.B. City of Industry, CA. [5] Prices subject to change without notice.



---

# Exit Devices

---

EXIT DEVICES	PAGE
Exit Devices - Mechanical .....	115
1000 Series .....	115
ED1100 Heavy Duty Grade 1 Rim Exit Device.....	115
ED1200 Heavy Duty Grade 1 Surface Vertical Rod Exit Device .....	116
ED1300 Heavy Duty Grade 1 Concealed Vertical Rod Exit Device.....	117
ED1400 Heavy Duty Grade 1 Mortise Lock Exit Device.....	118
ED1500 Heavy Duty Grade 1 Three Point Latching Exit Device.....	119
9700 Series .....	120
ED9700 Grade 1 Rim Exit Device .....	120
ED9727 Grade 1 Surface Vertical Rod Exit Device .....	121
ED9727 Grade 1 Less Bottom Rod Exit Device.....	123
ED9747 Grade 1 Concealed Vertical Rod Exit Device .....	125
ED9757 Grade 1 Three Point Exit Device .....	127
ED9775 Grade 1 Mortise Exit Device .....	129
8900 Series .....	130
ED8900 Grade 1 Rim Exit Device .....	130
ED8927 Grade 1 Surface Vertical Rod Exit Device .....	131
ED8927 Grade 1 Less Bottom Rod Exit Device.....	133
ED8947 Grade 1 Concealed Vertical Rod Exit Device .....	135
ED8975 Grade 1 Mortise Exit Device .....	137

---

# Exit Devices

---

EXIT DEVICES CONTINUED	PAGE
3700 Series .....	138
ED3700 Grade 1 Narrow Stile Rim Exit Device .....	138
ED3727 Grade 1 Narrow Stile Surface Vertical Rod Exit Device .....	139
ED3727 Grade 1 Narrow Stile Less Bottom Rod Exit Device .....	141
ED3747 Grade 1 Narrow Stile Concealed Vertical Rod Exit Device .....	143
8000 Series .....	145
TS8000 Grade 2 Exit Device .....	145
5000 Series .....	146
TS5000 Grade 2 Exit Device .....	146
Exit Devices - Electrified .....	147
1000 Series .....	147
Electrified ED1100 Heavy Duty Grade 1 Rim Exit Device .....	147
Electrified ED1200 Heavy Duty Grade 1 Surface Vertical Rod Exit Device .....	148
Electrified ED1300 Heavy Duty Grade 1 Concealed Vertical Rod Exit Device .....	149
Electrified ED1400 Heavy Duty Grade 1 Mortise Lock Exit Device .....	151
Electrified ED1500 Heavy Duty Grade 1 Three Point Latching Exit Device .....	152
9700 Series .....	154
Electrified ED9700 Grade 1 Rim Exit Device .....	154

# Exit Devices - Mechanical

## ED1100 Heavy Duty Grade 1 Rim Exit Device



ED1000 Series	Description	Finish	
		613	630
<b>ED1100-36</b>	Rim Exit Device, for 36" Door	1,738.00	1,140.00
<b>EF1100-36</b>	Fire Rim Exit Device, for 36" Door	2,162.00	1,564.00
<b>ED1100-48</b>	Rim Exit Device, for 48" Door	1,862.00	1,319.00
<b>EF1100-48</b>	Fire Rim Exit Device, for 48" Door	2,286.00	1,743.00

**Order string is as follows:**

[Fire Rating][Device Model][Device Type]-[Device Size]-[Finish]-[Options]

**Example order: ED1100-36-630**

To view the full How to Order, visit [townsteel.com/documents/1000-series-exit-device-how-to-order](https://townsteel.com/documents/1000-series-exit-device-how-to-order)

[1] Prices based on F.O.B. City of Industry, CA. [2] Prices subject to change without notice.

# Exit Devices - Mechanical

## ED1200 Heavy Duty Grade 1 Surface Vertical Rod Exit Device



ED1000 Series	Description	Finish	
		613	630
<b>ED1200-3684</b>	Surface Vertical Rod Exit Device, for 36" x 84" Door	2,458.00	1,619.00
<b>EF1200-3684</b>	Surface Vertical Rod Fire Exit Device, for 36" x 84" Door	2,882.00	2,043.00
<b>ED1200-4884</b>	Surface Vertical Rod Exit Device, for 48" x 84" Door	2,561.00	1,799.00
<b>EF1200-4884</b>	Surface Vertical Rod Fire Exit Device, for 48" x 84" Door	2,985.00	2,223.00

### Order string is as follows:

[Fire Rating][Device Model][Device Type]-[Device Size][Door Height]-[Finish]-[Options]

**Example order: ED1200-3684-630**

To view the full How to Order, visit [townsteel.com/documents/1000-series-exit-device-how-to-order](http://townsteel.com/documents/1000-series-exit-device-how-to-order)

[1] Prices based on F.O.B. City of Industry, CA. [2] Prices subject to change without notice.

# Exit Devices - Mechanical

## ED1300 Heavy Duty Grade 1 Concealed Vertical Rod Exit Device



ED1000 Series	Description	Finish	
		613	630
<b>ED1300-3684</b>	Concealed Vertical Rod Exit Device, for 36" x 84" Door	2,458.00	1,619.00
<b>EF1300-3684</b>	Concealed Vertical Rod Fire Exit Device, for 36" x 84" Door	—	2,043.00
<b>ED1300-4884</b>	Concealed Vertical Rod Exit Device, for 48" x 84" Door	—	1,799.00
<b>EF1300-4884</b>	Concealed Vertical Rod Fire Exit Device, for 48"x 84" Door	—	2,223.00

### Order string is as follows:

[Fire Rating][Device Model][Device Type]-[Device Size][Door Height]-[Finish]-[Options]

**Example order: ED1300-4884-630**

To view the full How to Order, visit [townsteel.com/documents/1000-series-exit-device-how-to-order](https://townsteel.com/documents/1000-series-exit-device-how-to-order)

[1] Prices based on F.O.B. City of Industry, CA. [2] Prices subject to change without notice.

# Exit Devices - Mechanical

## ED1400 Heavy Duty Grade 1 Mortise Lock Exit Device



ED1000 Series	Description	Finish	
		613	630
<b>ED1400-36</b>	Mortise Lock Exit Device, for 36" Door	—	1,499.00
<b>EF1400-36</b>	Mortise Lock Fire Exit Device, for 36" Door	—	1,923.00
<b>ED1400-48</b>	Mortise Lock Exit Device, for 48" Door	—	1,678.00
<b>EF1400-48</b>	Mortise Lock Fire Exit Device, for 48" Door	—	2,102.00

**Order string is as follows:**

[Fire Rating][Device Model][Device Type]-[Device Size]-[Finish]-[Options]

**Example order: ED1400-36-630**

To view the full How to Order, visit [townsteel.com/documents/1000-series-exit-device-how-to-order](https://townsteel.com/documents/1000-series-exit-device-how-to-order)

[1] Prices based on F.O.B. City of Industry, CA. [2] Prices subject to change without notice.

# Exit Devices - Mechanical

## ED1500 Heavy Duty Grade 1 Three Point Latching Exit Device



ED1000 Series	Description	Finish	
		613	630
<b>ED1500-3684</b>	Three Point Latching Exit Device, for 36" x 84" Door	—	1,738.00
<b>EF1500-3684</b>	Three Point Latching Fire Exit Device, for 36" x 84" Door	—	2,392.00
<b>ED1500-4884</b>	Three Point Latching Exit Device, for 48" x 84" Door	—	2,302.00
<b>EF1500-4884</b>	Three Point Latching Fire Exit Device, for 48" x 84" Door	—	2,956.00

### Order string is as follows:

[Fire Rating][Device Model][Device Type]-[Device Size][Door Height]-[Finish]-[Options]

**Example order: ED1500-3684-630**

To view the full How to Order, visit [townsteel.com/documents/1000-series-exit-device-how-to-order](https://townsteel.com/documents/1000-series-exit-device-how-to-order)

[1] Prices based on F.O.B. City of Industry, CA. [2] Prices subject to change without notice.

# Exit Devices - Mechanical

## ED9700 Grade 1 Rim Exit Device



ED9700 Series	Description	Finish			
		606	622	630	695
<b>ED9700-36</b>	Rim Type Exit Device for Door 36"	1,289.00	957.00	916.00	957.00
<b>EF9700-36</b>	Rim Type Fire Exit Device for Door 36"	1,356.00	1,023.00	981.00	1,023.00
<b>ED9700-48</b>	Rim Type Exit Device for Door 48"	1,373.00	1,040.00	999.00	1,040.00
<b>EF9700-48</b>	Rim Type Fire Exit Device for Door 48"	1,438.00	1,107.00	1,064.00	1,107.00

**Order string is as follows:**

[Fire Rating][Device Model][Device Type]-[Device Size]-[Finish]-[Options]

**Example order: ED9700-36-630**

To view the full How to Order, visit [townsteel.com/documents/ed-ef9700-cut-sheet](https://www.townsteel.com/documents/ed-ef9700-cut-sheet)

[1] Prices based on F.O.B. City of Industry, CA. [2] Prices subject to change without notice.



# Exit Devices - Mechanical

## ED9727 Grade 1 Surface Vertical Rod Exit Device



ED9700 Series	Description	Finish			
		606	622	630	695
<b>ED9727-3684</b>	Surface Vertical Rod Type Exit Device for Door 36"X84"	1,720.00	1,229.00	1,174.00	1,229.00
<b>EF9727-3684</b>	Surface Vertical Rod Type Fire Exit Device for Door 36"X84"	1,800.00	1,307.00	1,254.00	1,307.00
<b>ED9727-3696</b>	Surface Vertical Rod Type Exit Device for Door 36"X96"	1,745.00	1,253.00	1,199.00	1,253.00
<b>EF9727-3696</b>	Surface Vertical Rod Type Fire Exit Device for Door 36"X96"	1,823.00	1,332.00	1,278.00	1,332.00
<b>ED9727-4884</b>	Surface Vertical Rod Type Exit Device for Door 48"X84"	1,803.00	1,312.00	1,258.00	1,312.00
<b>EF9727-4884</b>	Surface Vertical Rod Type Fire Exit Device for Door 48"X84"	1,883.00	1,392.00	1,337.00	1,392.00

[1] Prices based on F.O.B. City of Industry, CA. [2] Prices subject to change without notice.

# Exit Devices - Mechanical

## ED9727 Grade 1 Surface Vertical Rod Exit Device



ED9700 Series	Description	Finish			
		606	622	630	695
<b>ED9727-4896</b>	Surface Vertical Rod Type Exit Device for Door 48"X96"	1,829.00	1,337.00	1,284.00	1,337.00
<b>EF9727-4896</b>	Surface Vertical Rod Type Fire Exit Device for Door 48"X96"	1,908.00	1,415.00	1,362.00	1,415.00

**Order string is as follows:**

[Fire Rating][Device Model][Device Type]-[Device Size][Door Height]-[Finish]-[Options]

**Example order: ED9727-3684-630**

To view the full How to Order, visit [townsteel.com/documents/ed-ef9727-and-ed-ef9727-lbr-cut-sheet](https://www.townsteel.com/documents/ed-ef9727-and-ed-ef9727-lbr-cut-sheet)

[1] Prices based on F.O.B. City of Industry, CA. [2] Prices subject to change without notice.

# Exit Devices - Mechanical

## ED9727 Grade 1 Less Bottom Rod Exit Device



ED9700 Series	Description	Finish			
		606	622	630	695
<b>ED9727-3684-LBR</b>	Less Bottom Rod Type Exit Device for Door 36"x84"	1,720.00	1,229.00	1,174.00	1,229.00
<b>EF9727-3684-LBR</b>	Less Bottom Rod Type Fire Exit Device for Door 36"x84"	1,805.00	1,314.00	1,260.00	1,314.00
<b>ED9727-3696-LBR</b>	Less Bottom Rod Type Exit Device for Door 36"x96"	1,745.00	1,253.00	1,199.00	1,253.00
<b>EF9727-3696-LBR</b>	Less Bottom Rod Type Fire Exit Device for Door 36"x96"	1,831.00	1,339.00	1,286.00	1,339.00
<b>ED9727-4884-LBR</b>	Less Bottom Rod Type Exit Device for Door 48"x84"	1,803.00	1,312.00	1,258.00	1,312.00
<b>EF9727-4884-LBR</b>	Less Bottom Rod Type Fire Exit Device for Door 48"x84"	1,890.00	1,397.00	1,344.00	1,397.00
<b>ED9727-4896-LBR</b>	Less Bottom Rod Type Exit Device for Door 48"x96"	1,829.00	1,337.00	1,284.00	1,337.00

[1] Prices based on F.O.B. City of Industry, CA. [2] Prices subject to change without notice.

# Exit Devices - Mechanical

## ED9727 Grade 1 Less Bottom Rod Exit Device



ED9700 Series	Description	Finish			
		606	622	630	695
<b>EF9727-4896-LBR</b>	Less Bottom Rod Type Fire Exit Device for Door 48"x96"	1,914.00	1,423.00	1,368.00	1,423.00

**Order string is as follows:**

[Fire Rating][Device Model][Device Type]-[Device Size][Door Height]-[Finish]-[Options]

**Example order: ED9727-3696-630-LBR**

To view the full How to Order, visit [townsteel.com/documents/ed-ef9727-and-ed-ef9727-lbr-cut-sheet](https://www.townsteel.com/documents/ed-ef9727-and-ed-ef9727-lbr-cut-sheet)

[1] Prices based on F.O.B. City of Industry, CA. [2] Prices subject to change without notice.

# Exit Devices - Mechanical

## ED9747 Grade 1 Concealed Vertical Rod Exit Device



ED9700 Series	Description	Finish			
		606	622	630	695
<b>ED9747-3684</b>	Concealed V/R Type Exit Device for Door 36" x 84"	1,745.00	1,284.00	1,230.00	1,284.00
<b>EF9747-3684</b>	Concealed V/R Type Fire Exit Device for Door 36" x 84"	1,824.00	1,363.00	1,309.00	1,363.00
<b>ED9747-3696</b>	Concealed V/R Type Exit Device for Door 36" x 96"	1,770.00	1,308.00	1,255.00	1,308.00
<b>EF9747-3696</b>	Concealed V/R Type Fire Exit Device for Door 36" x 96"	1,850.00	1,388.00	1,335.00	1,388.00
<b>ED9747-4884</b>	Concealed V/R Type Exit Device for Door 48" x 84"	1,829.00	1,367.00	1,313.00	1,367.00
<b>EF9747-4884</b>	Concealed V/R Type Fire Exit Device for Door 48" x 84"	1,908.00	1,446.00	1,393.00	1,446.00

[1] Prices based on F.O.B. City of Industry, CA. [2] Prices subject to change without notice.

# Exit Devices - Mechanical

## ED9747 Grade 1 Concealed Vertical Rod Exit Device



ED9700 Series	Description	Finish			
		606	622	630	695
<b>ED9747-4896</b>	Concealed V/R Type Exit Device for Door 48" x 96"	1,853.00	1,392.00	1,338.00	1,392.00
<b>EF9747-4896</b>	Concealed V/R Type Fire Exit Device for Door 48" x 96"	1,932.00	1,471.00	1,417.00	1,471.00

### Order string is as follows:

[Fire Rating][Device Model][Device Type]-[Device Size][Door Height]-[Finish]-[Options]

**Example order: ED9747-4896-630**

To view the full How to Order, visit [townsteel.com/documents/ed-ef9747-cut-sheet](https://www.townsteel.com/documents/ed-ef9747-cut-sheet)

[1] Prices based on F.O.B. City of Industry, CA. [2] Prices subject to change without notice.

# Exit Devices - Mechanical

## ED9757 Grade 1 Three Point Exit Device



ED9700 Series	Description	Finish			
		606	622	630	695
<b>ED9757-3684</b>	Three Point Type Exit Device for Door 36" x 84"	1,945.00	1,463.00	1,409.00	1,463.00
<b>EF9757-3684</b>	Three Point Type Fire Exit Device for Door 36" x 84"	2,025.00	1,541.00	1,486.00	1,541.00
<b>ED9757-3696</b>	Three Point Type Exit Device for Door 36" x 96"	1,971.00	1,486.00	1,433.00	1,486.00
<b>EF9757-3696</b>	Three Point Type Fire Exit Device for Door 36" x 96"	2,050.00	1,566.00	1,512.00	1,566.00
<b>ED9757-4884</b>	Three Point Type Exit Device for Door 48" x 84"	2,030.00	1,545.00	1,492.00	1,545.00
<b>EF9757-4884</b>	Three Point Type Fire Exit Device for Door 48" x 84"	2,109.00	1,624.00	1,571.00	1,624.00

[1] Prices based on F.O.B. City of Industry, CA. [2] Prices subject to change without notice.

# Exit Devices - Mechanical

## ED9757 Grade 1 Three Point Exit Device



ED9700 Series	Description	Finish			
		606	622	630	695
<b>ED9757-4896</b>	Three Point Type Exit Device for Door 48" x 96"	2,054.00	1,570.00	1,516.00	1,570.00
<b>EF9757-4896</b>	Three Point Type Fire Exit Device for Door 48" x 96"	2,133.00	1,649.00	1,595.00	1,649.00

**Order string is as follows:**

[Fire Rating][Device Model][Device Type]-[Device Size][Door Height]-[Finish]-[Options]

**Example order: ED9757-4896-630**

To view the full How to Order, visit [townsteel.com/documents/ed-ef9757-cut-sheet](https://www.townsteel.com/documents/ed-ef9757-cut-sheet)

[1] Prices based on F.O.B. City of Industry, CA. [2] Prices subject to change without notice.



# Exit Devices - Mechanical

## ED9775 Grade 1 Mortise Exit Device



ED9700 Series	Description	Finish			
		606	622	630	695
<b>ED9775-36</b>	Mortise Type Exit Device for Door 36"	1,644.00	1,312.00	1,270.00	1,312.00
<b>EF9775-36</b>	Mortise Type Fire Exit Device for Door 36"	1,711.00	1,377.00	1,336.00	1,377.00
<b>ED9775-48</b>	Mortise Type Exit Device for Door 48"	1,727.00	1,395.00	1,355.00	1,395.00
<b>EF9775-48</b>	Mortise Type Fire Exit Device for Door 48"	1,794.00	1,461.00	1,419.00	1,461.00

Order string is as follows:

[Fire Rating][Device Model][Device Type]-[Device Size][Door Height]-[Finish]-  
[Options]

Example order: ED9775-36-630

To view the full How to Order, visit [townsteel.com/documents/ed-ef9775-cut-sheet](https://townsteel.com/documents/ed-ef9775-cut-sheet)

[1] Prices based on F.O.B. City of Industry, CA. [2] Prices subject to change without notice.

# Exit Devices - Mechanical

## ED8900 Grade 1 Rim Exit Device



ED8900 Series	Description	Finish			
		622	630	689	695
<b>ED8900-36</b>	Rim Type Exit Device for Door 36"	348.00	504.00	334.00	348.00
<b>EF8900-36</b>	Rim Type Fire Exit Device for Door 36"	395.00	550.00	381.00	395.00
<b>ED8900-48</b>	Rim Type Exit Device for Door 48"	435.00	589.00	420.00	435.00
<b>EF8900-48</b>	Rim Type Fire Exit Device for Door 48"	482.00	636.00	465.00	482.00

**Order string is as follows:**

[Fire Rating][Device Model][Device Type]-[Device Size]-[Finish]-[Options]

**Example order: ED8900-36-630**

To view the full How to Order, visit [townsteel.com/documents/ed-ef8900-cut-sheet](https://townsteel.com/documents/ed-ef8900-cut-sheet)

[1] Prices based on F.O.B. City of Industry, CA. [2] Prices subject to change without notice.

# Exit Devices - Mechanical

## ED8927 Grade 1 Surface Vertical Rod Exit Device



ED8900 Series	Description	Finish			
		622	630	689	695
<b>ED8927-3684</b>	Surface Vertical Rod Type Exit Device for Door 36"X84"	572.00	763.00	546.00	572.00
<b>EF8927-3684</b>	Surface Vertical Rod Type Fire Exit Device for Door 36"X84"	639.00	830.00	613.00	639.00
<b>ED8927-3696</b>	Surface Vertical Rod Type Exit Device for Door 36"X96"	598.00	789.00	571.00	598.00
<b>EF8927-3696</b>	Surface Vertical Rod Type Fire Exit Device for Door 36"X96"	664.00	853.00	638.00	664.00
<b>ED8927-4884</b>	Surface Vertical Rod Type Exit Device for Door 48"X84"	633.00	824.00	608.00	633.00
<b>EF8927-4884</b>	Surface Vertical Rod Type Fire Exit Device for Door 48"X84"	701.00	891.00	674.00	701.00

[1] Prices based on F.O.B. City of Industry, CA. [2] Prices subject to change without notice.

# Exit Devices - Mechanical

## ED8927 Grade 1 Surface Vertical Rod Exit Device



ED8900 Series	Description	Finish			
		622	630	689	695
<b>ED8927-4896</b>	Surface Vertical Rod Type Exit Device for Door 48"X96"	658.00	849.00	632.00	658.00
<b>EF8927-4896</b>	Surface Vertical Rod Type Fire Exit Device for Door 48"X96"	725.00	917.00	699.00	725.00

**Order string is as follows:**

[Fire Rating][Device Model][Device Type]-[Device Size][Door Height]-[Finish]-[Options]

**Example order: ED8927-4896-695**

To view the full How to Order, visit [townsteel.com/documents/ed-ef8927-and-ed-ef8927-lbr-cut-sheet](https://www.townsteel.com/documents/ed-ef8927-and-ed-ef8927-lbr-cut-sheet)

[1] Prices based on F.O.B. City of Industry, CA. [2] Prices subject to change without notice.

# Exit Devices - Mechanical

## ED8927 Grade 1 Less Bottom Rod Exit Device



ED8900 Series	Description	Finish			
		622	630	689	695
<b>ED8927-3684-LBR</b>	Less Bottom Rod Type Exit Device for Door 36"x84"	572.00	763.00	546.00	572.00
<b>EF8927-3684-LBR</b>	Less Bottom Rod Type Fire Exit Device for Door 36"x84"	658.00	849.00	632.00	658.00
<b>ED8927-3696-LBR</b>	Less Bottom Rod Type Exit Device for Door 36"x96"	598.00	789.00	571.00	598.00
<b>EF8927-3696-LBR</b>	Less Bottom Rod Type Fire Exit Device for Door 36"x96"	683.00	873.00	657.00	683.00
<b>ED8927-4884-LBR</b>	Less Bottom Rod Type Exit Device for Door 48"x84"	633.00	824.00	608.00	633.00

[1] Prices based on F.O.B. City of Industry, CA. [2] Prices subject to change without notice.

# Exit Devices - Mechanical

## ED8927 Grade 1 Less Bottom Rod Exit Device



ED8900 Series	Description	Finish			
		622	630	689	695
<b>EF8927-4884-LBR</b>	Less Bottom Rod Type Fire Exit Device for Door 48"x84"	721.00	912.00	694.00	721.00
<b>ED8927-4896-LBR</b>	Less Bottom Rod Type Exit Device for Door 48"x96"	658.00	849.00	632.00	658.00
<b>EF8927-4896-LBR</b>	Less Bottom Rod Type Fire Exit Device for Door 48"x96"	744.00	936.00	720.00	744.00

Order string is as follows:

[Fire Rating][Device Model][Device Type]-[Device Size][Door Height]-[Finish]-  
[Options]

Example order: ED8927-4896-LBR-695

To view the full How to Order, visit [townsteel.com/documents/ed-ef8927-and-ed-ef8927-lbr-cut-sheet](https://townsteel.com/documents/ed-ef8927-and-ed-ef8927-lbr-cut-sheet)

[1] Prices based on F.O.B. City of Industry, CA. [2] Prices subject to change without notice.

# Exit Devices - Mechanical

## ED8947 Grade 1 Concealed Vertical Rod Exit Device



ED8900 Series	Description	Finish			
		622	630	689	695
<b>ED8947-3684</b>	Concealed V/R Type Exit Device for Door 36"X84"	1,094.00	1,304.00	1,064.00	1,094.00
<b>EF8947-3684</b>	Concealed V/R Type Fire Exit Device for Door 36"X84"	1,166.00	1,375.00	1,137.00	1,166.00
<b>ED8947-3696</b>	Concealed V/R Type Exit Device for Door 36"X96"	1,134.00	1,343.00	1,105.00	1,134.00
<b>EF8947-3696</b>	Concealed V/R Type Fire Exit Device for Door 36"X96"	1,205.00	1,415.00	1,177.00	1,205.00
<b>ED8947-4884</b>	Concealed V/R Type Exit Device for Door 48"X84"	1,161.00	1,370.00	1,132.00	1,161.00
<b>EF8947-4884</b>	Concealed V/R Type Fire Exit Device for Door 48"X84"	1,233.00	1,443.00	1,204.00	1,233.00

[1] Prices based on F.O.B. City of Industry, CA. [2] Prices subject to change without notice.

# Exit Devices - Mechanical

## ED8947 Grade 1 Concealed Vertical Rod Exit Device



ED8900 Series	Description	Finish			
		622	630	689	695
<b>ED8947-4896</b>	Concealed V/R Type Exit Device for Door 48"X96"	1,188.00	1,397.00	1,158.00	1,188.00
<b>EF8947-4896</b>	Concealed V/R Type Fire Exit Device for Door 48"X96"	1,259.00	1,469.00	1,231.00	1,259.00

**Order string is as follows:**

[Fire Rating][Device Model][Device Type]-[Device Size][Door Height]-[Finish]-[Options]

**Example order: ED8947-4896-695**

To view the full How to Order, visit [townsteel.com/documents/ed-ef8947-cut-sheet](https://www.townsteel.com/documents/ed-ef8947-cut-sheet)

[1] Prices based on F.O.B. City of Industry, CA. [2] Prices subject to change without notice.



# Exit Devices - Mechanical

## ED8975 Grade 1 Mortise Exit Device



ED8900 Series	Description	Finish			
		622	630	689	695
<b>ED8975-36</b>	Mortise Type Exit Device for Door 36"	932.00	1,101.00	917.00	932.00
<b>EF8975-36</b>	Mortise Type Fire Exit Device for Door 36"	985.00	1,154.00	968.00	985.00
<b>ED8975-48</b>	Mortise Type Exit Device for Door 48"	1,028.00	1,197.00	1,010.00	1,028.00
<b>EF8975-48</b>	Mortise Type Fire Exit Device for Door 48"	1,079.00	1,249.00	1,061.00	1,079.00

**Order string is as follows:**

[Fire Rating][Device Model][Device Type]-[Device Size]-[Finish]-[Options]

**Example order: ED8975-36-630**

To view the full How to Order, visit [townsteel.com/documents/ed-ef8975-cut-sheet](https://townsteel.com/documents/ed-ef8975-cut-sheet)

[1] Prices based on F.O.B. City of Industry, CA. [2] Prices subject to change without notice.

# Exit Devices - Mechanical

## ED3700 Grade 1 Narrow Stile Rim Exit Device



ED3700 Series	Description	Finish	
		630	695
<b>ED3700-36</b>	Narrow Stile Rim Type for Door 36"	959.00	1,002.00
<b>EF3700-36</b>	Narrow Stile Rim Type Fire for Door 36"	1,026.00	1,067.00
<b>ED3700-48</b>	Narrow Stile Rim Type for Door 48"	1,042.00	1,085.00
<b>EF3700-48</b>	Narrow Stile Rim Type Fire for Door 48"	1,109.00	1,150.00

**Order string is as follows:**

[Fire Rating][Device Model][Device Type]-[Device Size]-[Finish]-[Options]

**Example order: ED3700-36-630**

To view the full How to Order, visit [townsteel.com/documents/ed-ef3700-cut-sheet](https://www.townsteel.com/documents/ed-ef3700-cut-sheet)

[1] Prices based on F.O.B. City of Industry, CA. [2] Prices subject to change without notice.

# Exit Devices - Mechanical

## ED3727 Grade 1 Narrow Stile Surface Vertical Rod Exit Device



ED3700 Series	Description	Finish	
		630	695
<b>ED3727-3684</b>	Narrow Stile Surface Vertical Rod Type for Door 36"X84"	1,219.00	1,273.00
<b>EF3727-3684</b>	Narrow Stile Surface Vertical Rod Type Fire for Door 36"X84"	1,299.00	1,353.00
<b>ED3727-3696</b>	Narrow Stile Surface Vertical Rod Type for Door 36"X96"	1,244.00	1,297.00
<b>EF3727-3696</b>	Narrow Stile Surface Vertical Rod Type Fire for Door 36"X96"	1,323.00	1,376.00
<b>ED3727-4884</b>	Narrow Stile Surface Vertical Rod Type for Door 48"X84"	1,303.00	1,357.00
<b>EF3727-4884</b>	Narrow Stile Surface Vertical Rod Type Fire for Door 48"X84"	1,382.00	1,435.00

[1] Prices based on F.O.B. City of Industry, CA. [2] Prices subject to change without notice.

# Exit Devices - Mechanical

## ED3727 Grade 1 Narrow Stile Surface Vertical Rod Exit Device



ED3700 Series	Description	Finish	
		630	695
<b>ED3727-4896</b>	Narrow Stile Surface Vertical Rod Type for Door 48"X96"	1,327.00	1,382.00
<b>EF3727-4896</b>	Narrow Stile Surface Vertical Rod Type Fire for Door 48"X96"	1,406.00	1,459.00

**Order string is as follows:**

[Fire Rating][Device Model][Device Type]-[Device Size][Door Height]-[Finish]-  
[Options]

**Example order: ED3727-4896-695**

To view the full How to Order, visit [townsteel.com/documents/ed-ef3727-and-ed-ef3727-lbr-cut-sheet](https://www.townsteel.com/documents/ed-ef3727-and-ed-ef3727-lbr-cut-sheet)

[1] Prices based on F.O.B. City of Industry, CA. [2] Prices subject to change without notice.

# Exit Devices - Mechanical

## ED3727 Grade 1 Narrow Stile Less Bottom Rod Exit Device



ED3700 Series	Description	Finish	
		630	695
<b>ED3727-3684-LBR</b>	Narrow Stile Less Bottom Rod Type for Door 36"X84"	1,219.00	1,273.00
<b>EF3727-3684-LBR</b>	Narrow Stile Less Bottom Rod Type Fire for Door 36"X84"	1,306.00	1,359.00
<b>ED3727-3696-LBR</b>	Narrow Stile Less Bottom Rod Type for Door 36"X96"	1,244.00	1,297.00
<b>EF3727-3696-LBR</b>	Narrow Stile Less Bottom Rod Type Fire for Door 36"X96"	1,329.00	1,384.00
<b>ED3727-4884-LBR</b>	Narrow Stile Less Bottom Rod Type for Door 48"X84"	1,303.00	1,357.00
<b>EF3727-4884-LBR</b>	Narrow Stile Less Bottom Rod Type Fire for Door 48"X84"	1,389.00	1,443.00

[1] Prices based on F.O.B. City of Industry, CA. [2] Prices subject to change without notice.

# Exit Devices - Mechanical

## ED3727 Grade 1 Narrow Stile Less Bottom Rod Exit Device



ED3700 Series	Description	Finish	
		630	695
<b>ED3727-4896-LBR</b>	Narrow Stile Less Bottom Rod Type for Door 48"X96"	1,327.00	1,382.00
<b>EF3727-4896-LBR</b>	Narrow Stile Less Bottom Rod Type Fire for Door 48"X96"	1,414.00	1,467.00

Order string is as follows:

[Fire Rating][Device Model][Device Type]-[Device Size][Door Height]-[Finish]-  
[Options]

Example order: ED3727-4896-LBR-695

To view the full How to Order, visit [townsteel.com/documents/ed-ef3727-and-ed-ef3727-lbr-cut-sheet](https://www.townsteel.com/documents/ed-ef3727-and-ed-ef3727-lbr-cut-sheet)

[1] Prices based on F.O.B. City of Industry, CA. [2] Prices subject to change without notice.

# Exit Devices - Mechanical

## ED3747 Grade 1 Narrow Stile Concealed Vertical Rod Exit Device



ED3700 Series	Description	Finish	
		630	695
<b>ED3747-3684</b>	Narrow Stile Concealed V/R Type for Door 36"X84"	1,275.00	1,328.00
<b>EF3747-3684</b>	Narrow Stile Concealed V/R Type Fire for Door 36"X84"	1,355.00	1,408.00
<b>ED3747-3696</b>	Narrow Stile Concealed V/R Type for Door 36"X96"	1,300.00	1,354.00
<b>EF3747-3696</b>	Narrow Stile Concealed V/R Type Fire for Door 36"X96"	1,377.00	1,432.00
<b>ED3747-4884</b>	Narrow Stile Concealed V/R Type for Door 48"X84"	1,358.00	1,412.00
<b>EF3747-4884</b>	Narrow Stile Concealed V/R Type Fire for Door 48"X84"	1,437.00	1,491.00

[1] Prices based on F.O.B. City of Industry, CA. [2] Prices subject to change without notice.

# Exit Devices - Mechanical

## ED3747 Grade 1 Narrow Stile Concealed Vertical Rod Exit Device



ED3700 Series	Description	Finish	
		630	695
<b>ED3747-4896</b>	Narrow Stile Concealed V/R Type for Door 48"X96"	1,383.00	1,436.00
<b>EF3747-4896</b>	Narrow Stile Concealed V/R Type Fire for Door 48"X96"	1,463.00	1,515.00

Order string is as follows:

[Fire Rating][Device Model][Device Type]-[Device Size][Door Height]-[Finish]-  
[Options]

Example order: ED3747-3684-630

To view the full How to Order, visit [townsteel.com/documents/ed-ef3747-cut-sheet](https://www.townsteel.com/documents/ed-ef3747-cut-sheet)

[1] Prices based on F.O.B. City of Industry, CA. [2] Prices subject to change without notice.



# Exit Devices - Mechanical

## TS8000 Grade 2 Exit Device

TS8000 Series Rim Exit Devices		Description	Finish	
			630	689
<b>TS8000-36</b>		Fire rim exit device for 36" door	440.00	308.00
<b>TS8000-48</b>		Fire rim exit device for 48" door	457.00	325.00

TS8100 Series SVR Exit Devices		Description	Finish	
			630	689
<b>TS8100-3684</b>		Surface Vertical Rod fire exit device for 36" door	664.00	491.00
<b>TS8100-3684LBR</b>		Surface Vertical Rod fire exit device for 36" door, Less Bottom Rod with auxiliary fire latch	624.00	—
<b>TS8100-3696</b>		Surface Vertical Rod fire exit device for 36" x 96" door	624.00	475.00
<b>TS8100-4896</b>		Surface Vertical Rod fire exit device for 48" door	699.00	534.00

[1] Prices based on F.O.B. City of Industry, CA. [2] Prices subject to change without notice.

# Exit Devices - Mechanical

## TS5000 Grade 2 Exit Device

TS5000 Series Rim Exit Devices		Description	Finish	
			630	689
<b>TS5000-36</b>		Rim exit device for 36" door	398.00	262.00
<b>TS5000-48</b>		Rim exit device for 48" door	431.00	281.00

TS5100 Series SVR Exit Devices		Description	Finish	
			630	689
<b>TS5100-3684</b>		Surface Vertical Rod exit device for 36" door	586.00	418.00
<b>TS5100-3696</b>		Surface Vertical Rod exit device for 36" x 96" door	559.00	409.00
<b>TS5100-4896</b>		Surface Vertical Rod exit device for 48" door	630.00	444.00

[1] Prices based on F.O.B. City of Industry, CA. [2] Prices subject to change without notice.

# Exit Devices - Electrified

## Electrified ED1100 Heavy Duty Grade 1 Rim Exit Device



ED1000 Series	Description	Finish
		630
<b>ED1100-36-630-DE</b>	Rim Exit Device for 36" door with Delayed Egress	4,885.00
<b>EF1100-36-630-DE</b>	Rim Fire Exit Device for 36" door with Delayed Egress	5,373.00
<b>ED1100-36-630-ELR</b>	Rim Exit Device for 36" door with Electric Latch Retraction	2,640.00
<b>EF1100-36-630-ELR</b>	Rim Fire Exit Device for 36" door with Electric Latch Retraction	3,128.00

**Order string is as follows:**

[Fire Rating][Device Model][Device Type]-[Device Size]-[Finish]-[Options]

**Example order: ED1100-36-630-ELR**

To view the full How to Order, visit [townsteel.com/documents/1000-series-exit-device-how-to-order](https://townsteel.com/documents/1000-series-exit-device-how-to-order)

[1] Prices based on F.O.B. City of Industry, CA. [2] Prices subject to change without notice.

# Exit Devices - Electrified

## Electrified ED1200 Heavy Duty Grade 1 Surface Vertical Rod Exit Device



ED1000 Series	Description	Finish
		630
<b>ED1200-3684-630-ELR</b>	Surface Vertical Rod Exit Device with Electric Latch Retraction	3,055.00
<b>EF1200-3684-630-RX</b>	Fire rated Surface Vertical Rod Exit Device with Request to Exit kit	2,783.00

### Order string is as follows:

[Fire Rating][Device Model][Device Type]-[Device Size][Door Height]-[Finish]-[Options]

**Example order: ED1200-3684-630-ELR**

To view the full How to Order, visit [townsteel.com/documents/1000-series-exit-device-how-to-order](https://www.townsteel.com/documents/1000-series-exit-device-how-to-order)

[1] Prices based on F.O.B. City of Industry, CA. [2] Prices subject to change without notice.

# Exit Devices - Electrified

## Electrified ED1300 Heavy Duty Grade 1 Concealed Vertical Rod Exit Device



ED1000 Series	Description	Finish
		630
<b>ED1300-3684-630-DE</b>	Concealed Vertical Rod Exit Device for 36" x 84" door with Delayed Egress	5,311.00
<b>EF1300-3684-630-DE</b>	Concealed Vertical Rod Fire Exit Device for 36" x 84" door with Delayed Egress	5,799.00
<b>ED1300-3684-630-ELR</b>	Concealed Vertical Rod Exit Device for 36" x 84" door with Electric Latch Retraction	3,055.00
<b>EF1300-3684-630-ELR</b>	Concealed Vertical Rod Fire Exit Device for 36" x 84" door with Electric Latch Retraction	3,543.00

[1] Prices based on F.O.B. City of Industry, CA. [2] Prices subject to change without notice.

# Exit Devices - Electrified

## Electrified ED1300 Heavy Duty Grade 1 Concealed Vertical Rod Exit Device



ED1000 Series	Description	Finish
		630
<b>ED1300-3684-630-RX</b>	Concealed Vertical Rod Exit Device for 36" x 84" door with Request to Exit kit	2,539.00

### Order string is as follows:

[Fire Rating][Device Model][Device Type]-[Device Size][Door Height]-[Finish]-[Options]

**Example order: ED1300-3684-630-DE**

To view the full How to Order, visit [townsteel.com/documents/1000-series-exit-device-how-to-order](https://townsteel.com/documents/1000-series-exit-device-how-to-order)

[1] Prices based on F.O.B. City of Industry, CA. [2] Prices subject to change without notice.

# Exit Devices - Electrified

## Electrified ED1400 Heavy Duty Grade 1 Mortise Lock Exit Device



ED1000 Series	Description	Finish
		630
<b>ED1400-FSE-36-630</b>	Mortise Lock Exit Device, Fail Secure, 24VDC, G1, for 36" door	2,651.00
<b>ED1400-36-630-RX</b>	Mortise Lock Exit Device, Request to Exit, for 36" door	2,419.00
<b>EF1400-36-630-RX</b>	Fire rated Mortise Lock Exit Device, Request to Exit, for 36" door	2,843.00

**Order string is as follows:**

[Fire Rating][Device Model][Device Type]-[Device Size]-[Finish]-[Options]

**Example order: ED1400-36-630-RX**

To view the full How to Order, visit [townsteel.com/documents/1000-series-exit-device-how-to-order](https://townsteel.com/documents/1000-series-exit-device-how-to-order)

[1] Prices based on F.O.B. City of Industry, CA. [2] Prices subject to change without notice.

# Exit Devices - Electrified

## Electrified ED1500 Heavy Duty Grade 1 Three Point Latching Exit Device



ED1000 Series	Description	Finish
		630
<b>ED1500-36108-630-ELR</b>	Three-Point Latching Device for 36" x 108" door with Electric Latch Retraction	3,515.00
<b>ED1500-3684-630-ELR</b>	Three-Point Latching Device for 36" x 84" door with Electric Latch Retraction	3,147.00

[1] Prices based on F.O.B. City of Industry, CA. [2] Prices subject to change without notice.



# Exit Devices - Electrified

## Electrified ED1500 Heavy Duty Grade 1 Three Point Latching Exit Device



ED1000 Series	Description	Finish
		630
<b>ED1500-4884-630-ELR</b>	Three-Point Latching Device for 48" x 84" door with Electric Latch Retraction	3,331.00
<b>EF1500-3684-630-ELR</b>	Three-Point Latching Fire Device for 36" x 84" door with Electric Latch Retraction	3,571.00

### Order string is as follows:

[Fire Rating][Device Model][Device Type]-[Device Size][Door Height]-[Finish]-[Options]

**Example order: ED1500-3684-630-ELR**

To view the full How to Order, visit [townsteel.com/documents/1000-series-exit-device-how-to-order](https://townsteel.com/documents/1000-series-exit-device-how-to-order)

[1] Prices based on F.O.B. City of Industry, CA. [2] Prices subject to change without notice.

# Exit Devices - Electrified

## Electrified ED9700 Grade 1 Rim Exit Device



ED9700 Series	Description	Finish			
		606	622	630	695
<b>ED9700-36-ELR</b>	Rim Type Exit Device for Door 36" Electrified Latch Retraction	2,460.00	2,128.00	2,086.00	2,128.00
<b>EF9700-36-ELR</b>	Rim Type Fire Exit Device for Door 36" Electrified Latch Retraction	2,526.00	2,193.00	2,152.00	2,193.00
<b>ED9700-48-ELR</b>	Rim Type Exit Device for Door 48", Electrified Latch Retraction	2,544.00	2,211.00	2,169.00	2,211.00
<b>EF9700-48-ELR</b>	Rim Type Fire Exit Device for Door 48" Electrified Latch Retraction	2,609.00	2,277.00	2,236.00	2,277.00
<b>ED9700-36-ELR-REX</b>	Rim Type Exit Device for Door 36" Electrified Latch Retraction and Request to Exit	2,636.00	2,304.00	2,263.00	2,304.00
<b>EF9700-36-ELR-REX</b>	Rim Type Fire Exit Device for Door 36" Electrified Latch Retraction and Request to Exit	2,703.00	2,369.00	2,328.00	2,369.00

[1] Prices based on F.O.B. City of Industry, CA. [2] Prices subject to change without notice.

# Exit Devices - Electrified

## Electrified ED9700 Grade 1 Rim Exit Device



ED9700 Series	Description	Finish			
		606	622	630	695
<b>ED9700-48-ELR-REX</b>	Rim Type Exit Device for Door 48" Electrified Latch Retraction and Request to Exit	2,720.00	2,387.00	2,346.00	2,387.00
<b>EF9700-48-ELR-REX</b>	Rim Type Fire Exit Device for Door 48" Electrified Latch Retraction and Request to Exit	2,786.00	2,453.00	2,412.00	2,453.00

**Order string is as follows:**

[Fire Rating][Device Model][Device Type]-[Device Size]-[Finish]-[Options]

**Example order: ED9700-36-630-ELR-REX**

To view the full How to Order, visit [townsteel.com/documents/ed-ef9700-cut-sheet](https://townsteel.com/documents/ed-ef9700-cut-sheet)

[1] Prices based on F.O.B. City of Industry, CA. [2] Prices subject to change without notice.

---

# Exit Device Trims and Accessories

---

EXIT DEVICE TRIMS AND ACCESSORIES	PAGE
Exit Device Trims . . . . .	158
Exit Device Trims - Mechanical. . . . .	158
MKS m-Kestros Exit Device Lever Trim . . . . .	158
KES Mechanical Kestros Escutcheon Lever Trim . . . . .	159
ED8900L Sectional Lever Trim . . . . .	163
ED8900NE Series Escutcheon Trim . . . . .	166
ED8900T Series Thumbpiece Trim. . . . .	167
ED8900P Series Pull Trim . . . . .	168
ED8900NP Series Narrow Stile Pull Trim. . . . .	169
ED200 Series Thumbpiece Trim . . . . .	170
ED300 Series Escutcheon Trim. . . . .	171
TL8000 Optional Outside Trim for Grade 2 Exit Devices . . . . .	172
TLESC Optional Outside Trim for Grade 2 Exit Devices. . . . .	173
Exit Device Trims - Electrified . . . . .	174
KES Electrified Kestros Escutcheon Lever Trim . . . . .	174
Electrified ED300 Series Escutcheon Trim. . . . .	176
Exit Device Accessories. . . . .	177
Exit Device Accessories - Strikes . . . . .	177
Rim Exit Device Strikes. . . . .	177
Top and Bottom Exit Device Strikes. . . . .	178
Mortise Exit Device Strikes, Filler Plates, and SNB Sets. . . . .	180
Exit Device Accessories - Shim Kits . . . . .	181

---

# Exit Device Trims and Accessories

---

EXIT DEVICE TRIMS AND ACCESSORIES	PAGE
Exit Device Shim Kits . . . . .	181
Exit Device Accessories - Electrified Kits . . . . .	182
Exit Device Electric Latch Retraction, Request to Exit, and Alarm Kits . . . . .	182
Exit Device Accessories - Extension Rods . . . . .	184
Exit Device Extension Rods . . . . .	184
Exit Device Top and Bottom Rods . . . . .	185
Exit Device Accessories - Cylinder Dogging . . . . .	186
Exit Device Cylinder Dogging Kits . . . . .	186
Exit Device Accessories - Mullions . . . . .	187
Exit Device Mullions . . . . .	187

# Exit Device Trims - Mechanical

## MKS m-Kestros Exit Device Lever Trim



The m-Kestros trim is compatible with the following: TownSteel ED1100, 9700, and 8900 rim exit devices, and Von Duprin® 22 and 99 series. Trim is field reversible.

MKS m-Kestros Trim	Description	Finish	
		622	626
<b>MKS-02-R</b>	m-Kestros Mechanical Trim for RIM Exit Device, F-02 Dummy - Non-functioning trim, Pull Only. No Cylinder	295.00	285.00
<b>MKS-08-R</b>	m-Kestros Mechanical Trim for RIM Exit Device, F08 Entrance - Entrance by lever; key locks or unlocks lever. With Cylinder.	340.00	330.00
<b>MKS-09-R</b>	m-Kestros Mechanical Trim for RIM Exit Device, F09 Night Latch* - Entrance by lever when latch is retracted by key. Key removable only when locked. With Cylinder.	340.00	330.00
<b>MKS-14-R</b>	MKS m-Kestros Mechanical Trim for RIM Exit Device, F14 Passage - Latch bolt operated by lever at all times. No Cylinder.	295.00	285.00

\* Requires special cam if using your own cylinder. If using your own cylinder, the cam accessory package must be purchased; please consult factory.

[1] All standard cylinders come with 6-pin Schlage® "C" keyway only. [2] Other cylinder options include SFIC less core for 6-pin and 7-pin, Schlage® Large format IC less core, Corbin® Large format IC less core, and High Security 6-pin and 7-pin with TownSteel "L" keyway. [3] MK, GMK, & GGK are available at an additional charge. [4] All locks come with standard ANSI strike unless specified otherwise. [5] Prices based on F.O.B. City of Industry, CA. [6] Prices subject to change without notice.

# Exit Device Trims - Mechanical

## KES Mechanical Kestros Escutcheon Lever Trim



*KES902 shown*

This is a mechanical Kestros trim that is applicable to all 8900 and 9700 series exit devices.

KES Mechanical Trim	Description	Finish		
		606	622	626
<b>KES-902R</b>	Mechanical TRIM Exit Device, Dummy, for RIM Exit Device	205.00	205.00	195.00
<b>KES-902C</b>	Mechanical TRIM Exit Device, Dummy, for CVR Exit Device	325.00	325.00	265.00
<b>KES-902S</b>	Mechanical TRIM Exit Device, Dummy, for SVR Exit Device	205.00	205.00	195.00
<b>KES-902M</b>	Mechanical TRIM Exit Device, Dummy, for Mortise Exit Device	214.00	214.00	205.00

*[1] All standard cylinders come with 6-pin Schlage® "C" keyway only. [2] Cylinder functions are available with the standard Schlage "C" keyway, Small Format 7-pin less core, LFIC Schlage / Corbin Russwin® less core, or L7 High Security cylinder with TownSteel "L" keyway. [3] MK, GMK, & GGMK are available at an additional charge. [4] All locks come with standard ANSI strike unless specified otherwise. [5] Prices based on F.O.B. City of Industry, CA. [6] Prices subject to change without notice.*

# Exit Device Trims - Mechanical

## KES Mechanical Kestros Escutcheon Lever Trim



*KES902 shown*

This is a mechanical Kestros trim that is applicable to all 8900 and 9700 series exit devices.

KES Mechanical Trim	Description	Finish		
		606	622	626
<b>KES-903R</b>	Mechanical TRIM Exit Device, F03 Night Latch - Key retracts latch, with Cylinder, for RIM Exit Device	457.00	457.00	447.00
<b>KES-903C</b>	Mechanical TRIM Exit Device, F03 Night Latch - Key retracts latch, with Cylinder, for CVR Exit Device	579.00	579.00	518.00
<b>KES-903S</b>	Mechanical TRIM Exit Device, F03 Night Latch - Key retracts latch, with Cylinder, for SVR Exit Device	457.00	457.00	447.00
<b>KES-908R</b>	Mechanical TRIM Exit Device, F08 Entrance - Key locks or unlocks, with Cylinder, for RIM Exit Device	427.00	427.00	417.00

*[1] All standard cylinders come with 6-pin Schlage® "C" keyway only. [2] Cylinder functions are available with the standard Schlage "C" keyway, Small Format 7-pin less core, LFIC Schlage / Corbin Russwin® less core, or L7 High Security cylinder with TownSteel "L" keyway. [3] MK, GMK, & GGMK are available at an additional charge. [4] All locks come with standard ANSI strike unless specified otherwise. [5] Prices based on F.O.B. City of Industry, CA. [6] Prices subject to change without notice.*



# Exit Device Trims - Mechanical

## KES Mechanical Kestros Escutcheon Lever Trim



*KES902 shown*

This is a mechanical Kestros trim that is applicable to all 8900 and 9700 series exit devices.

KES Mechanical Trim	Description	Finish		
		606	622	626
<b>KES-908C</b>	Mechanical TRIM Exit Device, F08 Entrance - Key locks or unlocks, with Cylinder, for CVR Exit Device	549.00	549.00	489.00
<b>KES-908S</b>	Mechanical TRIM Exit Device, F08 Entrance - Key locks or unlocks, with Cylinder, for SVR Exit Device	427.00	427.00	417.00
<b>KES-908M</b>	Mechanical TRIM Exit Device, F08 Entrance - Key locks or unlocks, for Mortise Exit Device	427.00	427.00	417.00
<b>KES-914R</b>	Mechanical Trim Exit Device, F14 Passage - Lever Always Active, for RIM Exit Device	225.00	225.00	214.00

*[1] All standard cylinders come with 6-pin Schlage® "C" keyway only. [2] Cylinder functions are available with the standard Schlage "C" keyway, Small Format 7-pin less core, LFIC Schlage / Corbin Russwin® less core, or L7 High Security cylinder with TownSteel "L" keyway. [3] MK, GMK, & GGMK are available at an additional charge. [4] All locks come with standard ANSI strike unless specified otherwise. [5] Prices based on F.O.B. City of Industry, CA. [6] Prices subject to change without notice.*

# Exit Device Trims - Mechanical

## KES Mechanical Kestros Escutcheon Lever Trim



*KES902 shown*

This is a mechanical Kestros trim that is applicable to all 8900 and 9700 series exit devices.

KES Mechanical Trim	Description	Finish		
		606	622	626
<b>KES-914C</b>	Mechanical Trim Exit Device, F14 Passage - Lever Always Active, for CVR Exit Device	346.00	346.00	285.00
<b>KES-914S</b>	Mechanical Trim Exit Device, F14 Passage - Lever Always Active, for SVR Exit Device	225.00	225.00	214.00
<b>KES-914M</b>	Mechanical Trim Exit Device, F14 Passage - Lever Always Active, for Mortise Exit Device	225.00	225.00	214.00

*[1] All standard cylinders come with 6-pin Schlage® "C" keyway only. [2] Cylinder functions are available with the standard Schlage "C" keyway, Small Format 7-pin less core, LFIC Schlage / Corbin Russwin® less core, or L7 High Security cylinder with TownSteel "L" keyway. [3] MK, GMK, & GGMK are available at an additional charge. [4] All locks come with standard ANSI strike unless specified otherwise. [5] Prices based on F.O.B. City of Industry, CA. [6] Prices subject to change without notice.*

# Exit Device Trims - Mechanical

## ED8900L Sectional Lever Trim



This trim is for Rim, Surface Vertical Rod, Less Bottom Rod, Concealed Vertical Rod, Mortise, and Three Point exit devices. This trim is applicable to all ED8900 series and ED9700 series exit devices.

ED8900L Series	Description	Finish	
		622	626
<b>ED8900LQ-02-R</b>	F02 Dummy, Pull when Dogged, Regular (Rim, SVR, LBR & 3 Point), with Quest lever	—	175.00
<b>ED8900LQ-08-R-SC</b>	F08 Entrance, Key Locks or Unlocks Latch Bolt, Regular (Rim, SVR, LBR & 3 Point), SC, with Quest lever	—	183.00
<b>ED8900LQ-09-R-SC</b>	F09 Storeroom, Night Latch, Key Retracts Latch Bolt, Regular (Rim, SVR, LBR & 3 Point), SC, with Quest lever	—	183.00
<b>ED8900LQ-14-R</b>	F14 Passage, Lever Operable, Regular (Rim, SVR, LBR & 3 Point), with Quest lever	—	175.00
<b>ED8900LS-02-R</b>	F02 Dummy, Pull when Dogged, Regular (Rim, SVR, LBR & 3 Point), with Sentinel lever	—	175.00
<b>ED8900LS-08-R-SC</b>	F08 Entrance, Key Locks or Unlocks Latch Bolt, Regular (Rim, SVR, LBR & 3 Point), SC, with Sentinel lever	175.00	183.00
<b>ED8900LS-09-R-SC</b>	F09 Storeroom, Night Latch, Key Retracts Latch Bolt, Regular (Rim, SVR, LBR & 3 Point), SC, with Sentinel lever	—	183.00

[1] All standard cylinders come with 6-pin Schlage® "C" keyway only. [2] MK, GMK, & GGMK are available at an additional charge. [3] All locks come with standard ANSI strike unless specified otherwise. [4] Prices based on F.O.B. City of Industry, CA. [5] Prices subject to change without notice.

# Exit Device Trims - Mechanical

## ED8900L Sectional Lever Trim



This trim is for Rim, Surface Vertical Rod, Less Bottom Rod, Concealed Vertical Rod, Mortise, and Three Point exit devices. This trim is applicable to all ED8900 series and ED9700 series exit devices.

ED8900L Series	Description	Finish	
		622	626
<b>ED8900LS-14-R</b>	F14 Passage, Lever Operable, Regular (Rim, SVR, LBR & 3 Point), with Sentinel lever	—	175.00
<b>ED8900LQ-08-M-SC</b>	F08 Entrance, Key Locks or Unlocks Latch Bolt, for Mortise Exit Device, SC Keyway, with Quest lever	—	183.00
<b>ED8900LQ-09-M-SC</b>	F09 Storeroom, Night Latch, Key Retracts Latch Bolt, for Mortise Exit Device, SC Keyway, with Quest lever	—	183.00
<b>ED8900LQ-14-M</b>	F14 Passage, Lever Operable, for Mortise Exit Device, with Quest lever	—	175.00
<b>ED8900LS-08-M-SC</b>	F08 Entrance, Key Locks or Unlocks Latch Bolt, for Mortise Exit Device, SC Keyway, with Sentinel lever	175.00	183.00
<b>ED8900LS-09-M-SC</b>	F09 Storeroom, Night Latch, Key Retracts Latch Bolt, for Mortise Exit Device, SC Keyway, with Sentinel lever	—	183.00
<b>ED8900LS-14-M</b>	F14 Passage, Lever Operable, for Mortise Exit Device, with Sentinel lever	—	175.00

[1] All standard cylinders come with 6-pin Schlage® "C" keyway only. [2] MK, GMK, & GGMK are available at an additional charge. [3] All locks come with standard ANSI strike unless specified otherwise. [4] Prices based on F.O.B. City of Industry, CA. [5] Prices subject to change without notice.

# Exit Device Trims - Mechanical

## ED8900L Sectional Lever Trim



This trim is for Rim, Surface Vertical Rod, Less Bottom Rod, Concealed Vertical Rod, Mortise, and Three Point exit devices. This trim is applicable to all ED8900 series and ED9700 series exit devices.

ED8900L Series	Description	Finish	
		622	626
<b>ED8900LQ-08-C-SC</b>	F08 Entrance, Key Locks or Unlocks Latch Bolt, for Concealed V/R Exit Device, SC Keyway, with Quest lever	—	183.00
<b>ED8900LQ-09-C-SC</b>	F09 Storeroom, Night Latch, Key Retracts Latch Bolt, for Concealed V/R Exit Device, SC, with Quest lever	—	183.00
<b>ED8900LQ-14-C</b>	F14 Passage, Lever Operable, for Concealed V/R Exit Device, with Quest lever	—	175.00
<b>ED8900LS-08-C-SC</b>	F08 Entrance, Key Locks or Unlocks Latch Bolt, for Concealed V/R Exit Device, SC Keyway, with Sentinel lever	175.00	183.00
<b>ED8900LS-09-C-SC</b>	F09 Storeroom, Night Latch, Key Retracts Latch Bolt, for Concealed V/R Exit Device, SC, with Sentinel lever	—	183.00
<b>ED8900LS-14-C</b>	F14 Passage, Lever Operable, for Concealed V/R Exit Device, with Sentinel lever	—	175.00

[1] All standard cylinders come with 6-pin Schlage® "C" keyway only. [2] MK, GMK, & GGMK are available at an additional charge. [3] All locks come with standard ANSI strike unless specified otherwise. [4] Prices based on F.O.B. City of Industry, CA. [5] Prices subject to change without notice.

# Exit Device Trims - Mechanical

## ED8900NE Series Escutcheon Trim



This trim is for Rim, Surface Vertical Rod, Less Bottom Rod, and Three Point exit devices only. This trim is applicable to all ED8900 series and ED9700 series exit devices.

ED8900NE Series	Description	Finish	
		630	695
<b>ED8900NE-02</b>	F02 Dummy, Narrow Stile Escutcheon, Pull when Dogged	419.00	437.00
<b>ED8900NE-08-R-SC</b>	F08 Entrance, Narrow Stile Escutcheon, Key Locks or Unlocks Latch Bolt, SC Kwy	462.00	480.00
<b>ED8900NE-14-R</b>	F14 Passage, Narrow Stile Escutcheon, Lever Operable	419.00	437.00
<b>ED8900NE-08-C-SC</b>	F08 Entrance, Narrow Stile Escutcheon, Key Locks or Unlocks Latch Bolt, SC Kwy	520.00	538.00
<b>ED8900NE-14-C</b>	F14 Passage, Narrow Stile Escutcheon, Lever Operable	477.00	495.00

[1] All standard cylinders come with 6-pin Schlage® "C" keyway only. [2] MK, GMK, & GGMK are available at an additional charge. [3] All locks come with standard ANSI strike unless specified otherwise. [4] Prices based on F.O.B. City of Industry, CA. [5] Prices subject to change without notice.

# Exit Device Trims - Mechanical

## ED8900T Series Thumbpiece Trim



This trim is for Rim, Surface Vertical Rod, Less Bottom Rod, and Three Point exit devices only. This trim is applicable to all ED8900 series and ED9700 series exit devices.

ED8900T Series	Description	Finish	
		622	630
<b>ED8900T-02</b>	F02 Dummy, Thumbpiece Trim, Pull when Dogged	230.00	294.00
<b>ED8900T-08-SC</b>	F08 Entrance, Thumbpiece Trim, Key Locks or Unlocks Latch Bolt, SC Kwy	273.00	337.00
<b>ED8900T-09-SC</b>	F09 Storeroom, Thumbpiece Trim, Night Latch, Key Retracts Latch Bolt, SC Kwy	273.00	337.00
<b>ED8900T-14</b>	F14 Passage, Thumbpiece Trim, Lever Operable	230.00	294.00
<b>ED8900T-08-SFIC</b>	F08 Entrance, Thumbpiece Trim, Key Locks or Unlocks Latch Bolt, SFIC	323.00	386.00
<b>ED8900T-09-SFIC</b>	F09 Storeroom, Thumbpiece Trim, Night Latch, Key Retracts Latch Bolt, SFIC	323.00	386.00
<b>ED8900T-08-SLFIC</b>	F08 Entrance, Thumbpiece Trim, Key Locks or Unlocks Latch Bolt, SLFIC	323.00	386.00
<b>ED8900T-09-SLFIC</b>	F09 Storeroom, Thumbpiece Trim, Night Latch, Key Retracts Latch Bolt, SLFIC	323.00	386.00

[1] All standard cylinders come with 6-pin Schlage® "C" keyway only. [2] MK, GMK, & GGMK are available at an additional charge. [3] All locks come with standard ANSI strike unless specified otherwise. [4] Prices based on F.O.B. City of Industry, CA. [5] Prices subject to change without notice.

# Exit Device Trims - Mechanical

## ED8900P Series Pull Trim



*ED8900P3 Pull Trim in Storeroom (left) and Dummy (right) function shown*

This trim is for Rim, Surface Vertical Rod, Less Bottom Rod, and Three Point exit devices only. This trim is applicable to all ED8900 series and ED9700 series exit devices.

ED8900P Series	Description	Finish
		689
<b>ED8900P1-01</b>	F01 Cover, Exit only	63.00
<b>ED8900P1-02</b>	F02 Dummy, Pull Trim, Pull when Dogged	63.00
<b>ED8900P1-09-SC</b>	F09 Storeroom, Pull Trim, Night Latch, Key Retracts Latch Bolt, SC Kwy	85.00
<b>ED8900P2-01</b>	F01 Cover, Exit only	101.00
<b>ED8900P2-02</b>	F02 Dummy, Pull Trim, Pull when Dogged	101.00
<b>ED8900P2-09-SC</b>	F09 Storeroom, Pull Trim, Night Latch, Key Retracts Latch Bolt, SC Kwy	122.00
<b>ED8900P3-02</b>	F02 Dummy, Pull Trim, Pull when Dogged	88.00
<b>ED8900P3-09-SC</b>	F09 Storeroom, Pull Trim, Night Latch, Key Retracts Latch Bolt, SC Kwy	108.00

[1] All standard cylinders come with 6-pin Schlage® "C" keyway only. [2] MK, GMK, & GGK are available at an additional charge. [3] All locks come with standard ANSI strike unless specified otherwise. [4] Prices based on F.O.B. City of Industry, CA. [5] Prices subject to change without notice.



# Exit Device Trims - Mechanical

## ED8900NP Series Narrow Stile Pull Trim



*ED8900NP trim in Storeroom (left), Dummy (middle), and Cover (right) functions shown*

This trim is for Rim, Surface Vertical Rod, Less Bottom Rod, and Three Point exit devices only. This trim is applicable to all ED8900 series and ED9700 series exit devices.

ED8900NP Series	Description	Finish
		689
<b>ED8900NP-01</b>	F01 Cover, Exit only	60.00
<b>ED8900NP-02</b>	F02 Dummy, Narrow Stile Pull Trim, Pull when Dogged	60.00
<b>ED8900NP-09-SC</b>	F09 Storeroom, Narrow Stile Pull Trim, Night Latch, Key Retracts Latch Bolt, SC Keyway	81.00

[1] All standard cylinders come with 6-pin Schlage® "C" keyway only. [2] MK, GMK, & GGMK are available at an additional charge. [3] All locks come with standard ANSI strike unless specified otherwise. [4] Prices based on F.O.B. City of Industry, CA. [5] Prices subject to change without notice.

# Exit Device Trims - Mechanical

## ED200 Series Thumbpiece Trim



This is an optional outside trim for the 1000 series exit devices only.

ED200 Series Mechanical Trim	Description	Finish
		630
<b>ED201</b>	Exit only, F01 Function	192.00
<b>ED202</b>	Dummy Pull only, F02 Function	359.00
<b>ED203R</b>	Night Latch (Key Retracts Latch Bolt), F03 Function, Less Cylinder	359.00
<b>ED203M</b>	Night Latch (Key Retracts Latch Bolt), F03 Function, Mortise, Less Cylinder	359.00
<b>ED205R</b>	Key Locks or Unlocks Latchbolt, F05 Function, Less Cylinder	490.00
<b>ED205M</b>	Key Locks or Unlocks Latchbolt, F05 Function, Mortise, Less Cylinder	490.00
<b>ED215R</b>	Thumbpiece Always Active, F15 Function	490.00
<b>ED215M</b>	Thumbpiece Always Active, F15 Function, Mortise	490.00

[1] All standard cylinders come with 6-pin Schlage® "C" keyway only. [2] MK, GMK, & GGK are available at an additional charge. [3] All locks come with standard ANSI strike unless specified otherwise. [4] Prices based on F.O.B. City of Industry, CA. [5] Prices subject to change without notice.

# Exit Device Trims - Mechanical

## ED300 Series Escutcheon Trim



This is an optional outside trim for the 1000 series exit devices only.

ED300 Series Mechanical Trim	Description	Finish	
		613	626
<b>ED302</b>	Dummy Pull only, F02 Function	1,140.00	779.00
<b>ED308R</b>	Key Locks or Unlocks Latch Bolt, F08/10 Function, Less Cylinder	1,259.00	899.00
<b>ED308M</b>	Key Locks or Unlocks Latch Bolt, F08/10 Function, Mortise, Less Cylinder	—	899.00
<b>ED309R</b>	Key Retract Latch Bolt, F09 Function, Less Cylinder	1,259.00	779.00
<b>ED309M</b>	Key Retract Latch Bolt, F09 Function, Mortise, Less Cylinder	—	779.00
<b>ED314R</b>	Lever/Knob Always Operable, F14 Function	1,164.00	840.00
<b>ED314M</b>	Lever/Knob Always Operable, F14 Function, Mortise	—	840.00

[1] All standard cylinders come with 6-pin Schlage® "C" keyway only. [2] MK, GMK, & GGMK are available at an additional charge. [3] All locks come with standard ANSI strike unless specified otherwise. [4] Prices based on F.O.B. City of Industry, CA. [5] Prices subject to change without notice.

# Exit Device Trims - Mechanical

## TL8000 Optional Outside Trim for Grade 2 Exit Devices

This is an optional outside trim for the Grade 2 exit devices only.

TL8000 Trim	Description	Finish
		626
<b>TL8000L</b>	Entrance ANSI function 08	153.00
<b>TL8000L-IC</b>	Entrance ANSI function 08, IC	146.00
<b>TL8000S</b>	Storeroom ANSI function 04	153.00
<b>TL8000P</b>	Passage ANSI function 01	142.00

[1] All standard cylinders come with 6-pin Schlage® "C" keyway only. [2] MK, GMK, & GGMK are available at an additional charge. [3] All locks come with standard ANSI strike unless specified otherwise. [4] Prices based on F.O.B. City of Industry, CA. [5] Prices subject to change without notice.

# Exit Device Trims - Mechanical

## TLESC Optional Outside Trim for Grade 2 Exit Devices

This is an optional outside trim for the Grade 2 exit devices only.

TLESC Trim	Description	Finish
		626
<b>TLESC-00</b>	Escutcheon lever trim Entrance ANSI function 08, clutch freewheeling	208.00
<b>TLESC-05</b>	Escutcheon lever trim Storeroom ANSI function 04, clutch freewheeling	208.00
<b>TLESC-30</b>	Escutcheon lever trim Passage ANSI function 01, clutch freewheeling	162.00

[1] All standard cylinders come with 6-pin Schlage® "C" keyway only. [2] MK, GMK, & GGMK are available at an additional charge. [3] All locks come with standard ANSI strike unless specified otherwise. [4] Prices based on F.O.B. City of Industry, CA. [5] Prices subject to change without notice.

# Exit Device Trims - Electrified

## KES Electrified Kestros Escutcheon Lever Trim



*KES909e shown*

This is an electrified Kestros trim that is applicable to all 8900 and 9700 series exit devices.

KES Electrified Trim	Description	Finish		
		606	622	626
<b>KES-909eR</b>	Electrified TRIM Exit Device, -1- Fail Safe or -2- Fail Secure, With Key override (10-30 VDC), for RIM Exit Device	660.00	660.00	650.00
<b>KES-909eC</b>	Electrified TRIM Exit Device, -1- Fail Safe or -2- Fail Secure, With Key override (10-30 VDC), for CVR Exit Device	782.00	782.00	722.00
<b>KES-909eS</b>	Electrified TRIM Exit Device, -1- Fail Safe or -2- Fail Secure, With Key override (10-30 VDC), for SVR Exit Device	660.00	660.00	650.00
<b>KES-909eM</b>	Electrified TRIM Exit Device, -1- Fail Safe or -2- Fail Secure, With Key override (10-30 VDC), for Mortise Exit Device	660.00	660.00	650.00
<b>KES-914eR</b>	Electrified TRIM Exit Device, -1- Fail Safe or -2- Fail Secure, No Cylinder (10-30 VDC), for RIM Exit Device	477.00	477.00	466.00

# Exit Device Trims - Electrified

## KES Electrified Kestros Escutcheon Lever Trim



*KES909e shown*

This is an electrified Kestros trim that is applicable to all 8900 and 9700 series exit devices.

KES Electrified Trim	Description	Finish		
		606	622	626
<b>KES-914eC</b>	Electrified TRIM Exit Device, -1- Fail Safe or -2- Fail Secure, No Cylinder (10-30 VDC), for CVR Exit Device	600.00	600.00	540.00
<b>KES-914eS</b>	Electrified TRIM Exit Device, -1- Fail Safe or -2- Fail Secure, No Cylinder (10-30 VDC), for SVR Exit Device	477.00	477.00	466.00
<b>KES-914eM</b>	Electrified TRIM Exit Device, -1- Fail Safe or -2- Fail Secure, No Cylinder (10-30 VDC), for Mortise Exit Device	477.00	477.00	466.00

# Exit Device Trims - Electrified

## Electrified ED300 Series Escutcheon Trim



This is an optional electrified outside trim for the 1000 series exit devices only.

ED300 Series Electrified Trim	Description	Finish
		626
<b>ED309R-E12-FSE</b>	Electrified Exit Device Trim, 12VDC, Fail Secure, 309R, Less Cylinder	1,820.00
<b>ED309R-E24-FSE</b>	Electrified Exit Device Trim, 24VDC, Fail Secure, 309R, Less Cylinder	1,820.00
<b>ED309R-E12-FS</b>	Electrified Exit Device Trim, 12VDC, Fail Safe, 309R, Less Cylinder	1,820.00
<b>ED309R-E24-FS</b>	Electrified Exit Device Trim, 24VDC, Fail Safe, 309R, Less Cylinder	1,820.00



# Exit Device Accessories - Strikes

## Rim Exit Device Strikes



STK 900 shown

Exit Device Strikes	Description	Finish	
		630	No Finish
<b>STK 600</b>	Rim Device Strike (Standard for 8900 series)	—	42.00
<b>STK 701</b>	Rim Device Strike (Optional for 8900 series)	—	67.00
<b>O-STK-710</b>	Exit Device Rim Device Strike option for 3700, 8900 and 9700 series, double strike	—	40.00
<b>STK 900</b>	Rim Device Strike (Standard for 3700, 9700 series), Exit Device	—	51.00
<b>ED 136 Rim Strike</b>	1000 series strike	—	60.00
<b>ED 106 Rim Strike</b>	For 1000 series RIM / SVR / 3PT top strike, Panic Application	—	64.00
<b>ED 108 Rim Strike</b>	For 1000 series double door RIM / 3PT use with F170/ F270 mullion, Panic and Fire Application	—	152.00

[1] All standard cylinders come with 6-pin Schlage® "C" keyway only. [2] MK, GMK, & GGK are available at an additional charge. [3] All locks come with standard ANSI strike unless specified otherwise. [4] Prices based on F.O.B. City of Industry, CA. [5] Prices subject to change without notice.

# Exit Device Accessories - Strikes

## Top and Bottom Exit Device Strikes



T-STK 720 shown

Exit Device Strikes	Description	Finish	
		630	No Finish
<b>T-STK 720</b>	Top Strike (standard for SVR, LBR & 3PT Exit Device)	—	30.00
<b>T-STK 720C</b>	Top Strike (standard for CVR Exit Device)	—	30.00
<b>B-STK 730</b>	Bottom strike (standard for SVR & 3PT Exit Device)	—	32.00
<b>B-STK 730C</b>	Bottom Strike (standard for CVR Exit Device)	—	32.00
<b>B-STK 731</b>	Bottom Strike (standard for SVR & 3PT Exit Device)	—	32.00
<b>B-STK 732</b>	Bottom Strike, Mortise in type optional for Exit Device	—	40.00
<b>B-STK 733</b>	Bottom Strike, Mortise, (Std for CVR, optional for other Exit Devices)	—	32.00
<b>ED 215 Top Strike</b>	For 1000 series flush transom SVR / 3PT, Panic and Fire Application	—	37.00
<b>ED 216 Top Strike</b>	For 1000 series CVR, Panic and Fire Application	—	54.00
<b>ED 225 Bottom Strike (Flat)</b>	Optional for 1000 series SVR / CVR / 3PT round slide bolt, Panic and Fire Application	—	25.00
<b>ED 226 Bottom Strike (Flat)</b>	Optional for 1000 series SVR / CVR / 3PT round slide bolt, Panic and Fire Application	—	21.00

[1] All standard cylinders come with 6-pin Schlage® "C" keyway only. [2] MK, GMK, & GGK are available at an additional charge. [3] All locks come with standard ANSI strike unless specified otherwise. [4] Prices based on F.O.B. City of Industry, CA. [5] Prices subject to change without notice.

# Exit Device Accessories - Strikes

## Top and Bottom Exit Device Strikes



T-STK 720 shown

Exit Device Strikes	Description	Finish	
		630	No Finish
<b>ED 224 Bottom Strike</b>	Standard furnished for 1000 series SVR / CVR / 3PT, Panic and Fire Application	—	35.00
<b>ED 227 Bottom Strike</b>	Optional for 1000 series SVR / 3PT, Panic and Fire Application	—	104.00

[1] All standard cylinders come with 6-pin Schlage® "C" keyway only. [2] MK, GMK, & GGK are available at an additional charge. [3] All locks come with standard ANSI strike unless specified otherwise. [4] Prices based on F.O.B. City of Industry, CA. [5] Prices subject to change without notice.

# Exit Device Accessories - Strikes

Mortise Exit Device Strikes, Filler Plates, and SNB Sets



STK 905 shown

Exit Device Strikes	Description	Finish	
		630	No Finish
<b>STK 905-630</b>	Standard Strike Plate for Mortise Exit Device, 304 Stainless Steel, 630 + 2 x screw	28.00	—
<b>FP 761</b>	Filler Plate FP-761, for 9700, 8900 & 3700 ED	—	11.00
<b>FP 760</b>	Filler Plate FP-760 (For 9700, 8900 & 3700 ED)	—	11.00
<b>SNB-1</b>	Sex Nuts and Bolts (SNB) for 1-1/4" -2" (32-50.8mm) door thickness	—	11.00
<b>SNB-2</b>	Sex Nuts and Bolts (SNB) for 2" -2-1/4" (50.8-57mm) door thickness	Contact factory	

[1] All standard cylinders come with 6-pin Schlage® "C" keyway only. [2] MK, GMK, & GGK are available at an additional charge. [3] All locks come with standard ANSI strike unless specified otherwise. [4] Prices based on F.O.B. City of Industry, CA. [5] Prices subject to change without notice.

# Exit Device Accessories - Shim Kits

## Exit Device Shim Kits



STK 900 shown

Exit Device Shim Kits	Description	Finish	
		630	No Finish
<b>SK 750-950</b>	Shim Kit 750-950 (for 600 and 900 Rim Strike)	—	11.00
<b>SK 751</b>	Shim Kit (751 (for 701 Rim Strike)	—	11.00
<b>SK 952</b>	Shim Kit 952 (For 710 Rim Strike)	—	11.00
<b>GSK 6R</b>	Glass Shim Kit GSK-6R, 1/8" (3mm) thickness, 8900 series Rim devices only	—	42.00
<b>GSK 3R</b>	Glass Shim Kit, GSK-3R, 1/8" (3mm) thickness, for	—	67.00
<b>GSK 6V</b>	Glass Shim Kit GSK-6V, 1/8" (3mm) thickness, for 8900 series SVR, LBR & 3	—	42.00
<b>GSK 3V</b>	Glass Shim Kit GSK-3V, 1/8" (3mm) thickness, for 9700 series SVR, LBR & 3PT devices	—	67.00

[1] All standard cylinders come with 6-pin Schlage® "C" keyway only. [2] MK, GMK, & GGMK are available at an additional charge. [3] All locks come with standard ANSI strike unless specified otherwise. [4] Prices based on F.O.B. City of Industry, CA. [5] Prices subject to change without notice.

# Exit Device Accessories - Electrified Kits

## Exit Device Electric Latch Retraction, Request to Exit, and Alarm Kits



AK8 shown

Exit Device Electric Latch Retraction Kit	Description	Finish	
		630	No Finish
<b>MLRK1-TS2</b>	Electric Latch Retraction Kit for ED/EF9700, ED/EF3700	—	1,171.00

Exit Device Request to Exit Kit	Description	Finish	
		630	No Finish
<b>REX</b>	REX Kit for ED/EF9700, ED/EF3700	—	175.00

Exit Device Alarm Kits	Description	Finish				
		606	622	630	689	695
<b>AK8-36</b>	Alarm Kits for 8900 Series Panics 36"	375.00	299.00	299.00	299.00	299.00
<b>AK8-48</b>	Alarm Kits for 8900 Series Panics 48"	375.00	299.00	299.00	299.00	299.00
<b>AK9-36</b>	Alarm Kits for 9700 Series Panics 36"	375.00	316.00	316.00	—	316.00
<b>AK9-48</b>	Alarm Kits for 9700 Series Panics 48"	375.00	316.00	316.00	—	316.00
<b>AK3-36</b>	Alarm Kits for 3700 Series Panics 36"	375.00	316.00	316.00	—	316.00
<b>AK3-48</b>	Alarm Kits for 3700 Series Panics 48"	375.00	316.00	316.00	—	316.00

[1] All standard cylinders come with 6-pin Schlage® "C" keyway only. [2] MK, GMK, & GGK are available at an additional charge. [3] All locks come with standard ANSI strike unless specified otherwise. [4] Prices based on F.O.B. City of Industry, CA. [5] Prices subject to change without notice.

# Exit Device Accessories - Electrified Kits

Exit Device Electric Latch Retraction, Request to Exit, and Alarm Kits



*AK8 shown*

Exit Device Alarm Kits	Description	Finish	
		613	630
<b>ED1000-36-xx-Alarm</b>	Alarm Kit for ED1100/1200/1300/1400/1500 for 36" exit device's	1,270.00	1,164.00
<b>ED1000-48-xx-Alarm</b>	Alarm Kit for ED1100/1200/1300/1400/1500 for 48" exit device's	1,323.00	1,217.00

*[1] All standard cylinders come with 6-pin Schlage® "C" keyway only. [2] MK, GMK, & GGK are available at an additional charge. [3] All locks come with standard ANSI strike unless specified otherwise. [4] Prices based on F.O.B. City of Industry, CA. [5] Prices subject to change without notice.*

# Exit Device Accessories - Extension Rods

## Exit Device Extension Rods



ETR-1C and ETR-2C shown

Exit Device Extension Rods	Description	Finish					
		606	622	626	689	695	No Finish
<b>ETR-1</b>	Extension Rod for SVR exit device, 12"	62.00	30.00	28.00	28.00	28.00	—
<b>ETR-1C</b>	Extension Rod for CVR exit device, 12"	—	—	—	—	—	38.00
<b>ETR-2</b>	Extension Rod for SVR exit device, 24"	76.00	44.00	42.00	42.00	42.00	—
<b>ETR-2C</b>	Extension Rod for CVR exit device, 24"	—	—	—	—	—	64.00

1000 Series Exit Device Extension Rods	Description	Finish	
		613	630
<b>ED1200 Extension Rod</b>	24" Extension Rod for Surface Vertical Rod Exit Device, for 8' door height	—	91.00
<b>ED1300 Extension Rod</b>	23-7/8" Extension Rod for Concealed Vertical Rod Exit Device, for 8' door height	—	91.00

[1] All standard cylinders come with 6-pin Schlage® "C" keyway only. [2] MK, GMK, & GGMK are available at an additional charge. [3] All locks come with standard ANSI strike unless specified otherwise. [4] Prices based on F.O.B. City of Industry, CA. [5] Prices subject to change without notice.



# Exit Device Accessories - Extension Rods

## Exit Device Top and Bottom Rods



ETR-1C and ETR-2C shown

Exit Device Top Rods	Description	Finish	
		613	630
<b>ED 616823-020</b>	For ED1200/ED1500 (SVR/3PT) of 7' Door Height, 36-1/8" Length	—	188.00
<b>ED 616823-030</b>	For ED1200/ED1500 (SVR/3PT) of 8' Door Height, 48-1/8" Length	—	125.00
<b>ED 616823-040</b>	Add to ED 616823-030 for 10' Door Height, 24" Length	—	122.00

Exit Device Bottom Rods	Description	Finish	
		613	630
<b>ED 616823-010</b>	For ED1200/ED1500 (SVR/3PT), 31-7/8" Length	209.00	491.00

[1] All standard cylinders come with 6-pin Schlage® "C" keyway only. [2] MK, GMK, & GGMK are available at an additional charge. [3] All locks come with standard ANSI strike unless specified otherwise. [4] Prices based on F.O.B. City of Industry, CA. [5] Prices subject to change without notice.

# Exit Device Accessories - Cylinder Dogging

## Exit Device Cylinder Dogging Kits



*Cylinder dogging kit shown*

Exit Device Cylinder Dogging Kits	Description	Finish	
		630	689
<b>CD8-36</b>	Cylinder Dogging for 8900 Series Panics 36"	134.00	134.00
<b>CD8-48</b>	Cylinder Dogging for 8900 Series Panics 48"	134.00	134.00
<b>CD9-36</b>	Cylinder Dogging for 9700 Series Panics 36"	196.00	—
<b>CD9-48</b>	Cylinder Dogging for 9700 Series Panics 48"	196.00	—
<b>CD3-36</b>	Cylinder Dogging for 3700 Series Panics 36"	196.00	—
<b>CD3-48</b>	Cylinder Dogging for 3700 Series Panics 48"	196.00	—
<b>ED CYLINDER DOGGING-36"</b>	Cylinder Dogging Kit, for 36" only	110.00	—
<b>ED CYLINDER DOGGING-48"</b>	Cylinder Dogging Kit for 48" only	184.00	—

[1] All standard cylinders come with 6-pin Schlage® "C" keyway only. [2] MK, GMK, & GGMK are available at an additional charge. [3] All locks come with standard ANSI strike unless specified otherwise. [4] Prices based on F.O.B. City of Industry, CA. [5] Prices subject to change without notice.

# Exit Device Accessories - Mullions

## Exit Device Mullions

Exit Device Mullions	Description	Finish
		Aluminum
<b>ED170-8-689</b>	Keyed Removable Mullion 8', AL, with 1-1/8" Mortise Cylinder with Cam	2,273.00
<b>EF170-8-689</b>	Fire Rated Keyed Removable Mullion 8', AL, with 1-1/8" Mortise Cylinder with Cam	2,723.00
<b>ED270-8-689</b>	Non-Keyed Mullion 8', AL	1,720.00
<b>EF270-8-689</b>	Fire Rated Non-Keyed Mullion 8', AL	2,061.00

[1] All standard cylinders come with 6-pin Schlage® "C" keyway only. [2] MK, GMK, & GGMK are available at an additional charge. [3] All locks come with standard ANSI strike unless specified otherwise. [4] Prices based on F.O.B. City of Industry, CA. [5] Prices subject to change without notice.

---

# Tubular Locks

---

TUBULAR LOCKS	PAGE
Tubular Locks - Mechanical . . . . .	189
LID Thumb Turn Deadlatch . . . . .	189
Tubular Latch Series - Designer Trims . . . . .	190
Tubular Latch Series - Stainless Steel Designer Trims . . . . .	193
Tubular Latch Series - Passage Push Pull . . . . .	195
TSR2 Grade 2 Tubular Lock. . . . .	196
TSR3 Series Grade 3 Tubular Lock. . . . .	197

# Tubular Locks - Mechanical

## LID Thumb Turn Deadlatch



LID-AS1000	Description	Finish		
		622	626	630
<i>With 6-pin regular cylinder</i>				
<b>LID-AS1000 (S)</b>	Standalone deadlatch lock with Mechanical Key, Single Cylinder	407.00	407.00	407.00
<b>LID-AS1000 (C)</b>	Standalone deadlatch lock with thumb turn	517.00	517.00	517.00

Order string is as follows:

[Series]-[Finish]-[Function]-[Cylinder]

Example order: LID-AS1000-622-S-SC

To view the full How to Order, visit [townsteel.com/documents/lid-cut-sheet](https://townsteel.com/documents/lid-cut-sheet)

[1] All standard cylinders come with 6-pin Schlage® "C" keyway only. [2] MK, GMK, & GGMK are available at an additional charge. [3] All locks come with standard ANSI strike unless specified otherwise. [4] Prices based on F.O.B. City of Industry, CA. [5] Prices subject to change without notice.

# Tubular Locks - Mechanical

## Tubular Latch Series - Designer Trims



*Low rose with Malmo lever shown*

Low Rose	Function	Finish					
		605	606	619	622	625	626
<b>TDS-L</b>	Dummy Single	96.00	118.00	107.00	118.00	96.00	96.00
<b>TDP-L</b>	Dummy Pair	167.00	204.00	183.00	204.00	167.00	167.00
<b>TLC-L-2-3/8</b>	Communicating, 2-3/8" backset	189.00	231.00	208.00	231.00	189.00	189.00
<b>TLC-L-2-3/4</b>	Communicating, 2-3/4" backset	189.00	231.00	208.00	231.00	189.00	189.00
<b>TLL-L-2-3/8</b>	Passage, 2-3/8" backset	189.00	231.00	208.00	231.00	189.00	189.00
<b>TLL-L-2-3/4</b>	Passage, 2-3/4" backset	189.00	231.00	208.00	231.00	189.00	189.00
<b>TLP-L-2-3/8</b>	Privacy, 2-3/8" backset	213.00	257.00	233.00	257.00	213.00	213.00
<b>TLP-L-2-3/4</b>	Privacy, 2-3/4" backset	213.00	257.00	233.00	257.00	213.00	213.00
<b>TLE-L-2-3/8</b>	Exit, 2-3/8" backset	189.00	231.00	208.00	231.00	189.00	189.00
<b>TLE-L-2-3/4</b>	Exit, 2-3/4" backset	189.00	231.00	208.00	231.00	189.00	189.00

\* Different finishes require different lead times. PVD finish available upon request for an additional 15% charge. For levers and finishes not shown, please contact factory.

[1] All standard cylinders come with 6-pin Schlage® "C" keyway only. [2] MK, GMK, & GGMK are available at an additional charge. [3] All locks come with standard ANSI strike unless specified otherwise. [4] Prices based on F.O.B. City of Industry, CA. [5] Prices subject to change without notice.

# Tubular Locks - Mechanical

## Tubular Latch Series - Designer Trims



*Square rose with Delano lever shown*

Vintage / Bevel / Flat / Square Rose	Function	Finish					
		605	606	619	622	625	626
<b>TDS-S</b>	Dummy Single	107.00	129.00	118.00	129.00	107.00	107.00
<b>TDP-S</b>	Dummy Pair	183.00	225.00	204.00	225.00	183.00	183.00
<b>TLC-S-2-3/8</b>	Communicating, 2-3/8" backset	208.00	253.00	231.00	253.00	208.00	208.00
<b>TLC-S-2-3/4</b>	Communicating, 2-3/4" backset	208.00	253.00	231.00	253.00	208.00	208.00
<b>TLE-S-2-3/8</b>	Exit, 2-3/8" backset	208.00	253.00	231.00	253.00	208.00	208.00
<b>TLE-S-2-3/4</b>	Exit, 2-3/4" backset	208.00	253.00	231.00	253.00	208.00	208.00

\* Different finishes require different lead times. PVD finish available upon request for an additional 15% charge. For levers and finishes not shown, please contact factory.

[1] All standard cylinders come with 6-pin Schlage® "C" keyway only. [2] MK, GMK, & GGK are available at an additional charge. [3] All locks come with standard ANSI strike unless specified otherwise. [4] Prices based on F.O.B. City of Industry, CA. [5] Prices subject to change without notice.

# Tubular Locks - Mechanical

## Tubular Latch Series - Designer Trims



*Square rose with Delano lever shown*

Vintage / Bevel / Flat / Square Rose	Function	Finish					
		605	606	619	622	625	626
<b>TLL-S-2-3/8</b>	Passage, 2-3/8" backset	208.00	253.00	231.00	253.00	208.00	208.00
<b>TLL-S-2-3/4</b>	Passage, 2-3/4" backset	208.00	253.00	231.00	253.00	208.00	208.00
<b>TLP-S-2-3/8</b>	Privacy, 2-3/8" backset	233.00	283.00	257.00	283.00	233.00	233.00
<b>TLP-S-2-3/4</b>	Privacy, 2-3/4" backset	233.00	283.00	257.00	283.00	233.00	233.00

**Order string is as follows:**

[Trim Series][Function]-[Rose]-[Backset]-[Lever]-[Finish]

**Example order: TLL-L-2-3/4"-DEL-626**

To view the full How to Order, visit [townsteel.com/documents/lid-cut-sheet](https://townsteel.com/documents/lid-cut-sheet)

\* Different finishes require different lead times. PVD finish available upon request for an additional 15% charge. For levers and finishes not shown, please contact factory.

[1] All standard cylinders come with 6-pin Schlage® "C" keyway only. [2] MK, GMK, & GGMK are available at an additional charge. [3] All locks come with standard ANSI strike unless specified otherwise. [4] Prices based on F.O.B. City of Industry, CA. [5] Prices subject to change without notice.



# Tubular Locks - Mechanical

## Tubular Latch Series - Stainless Steel Designer Trims



*Low rose with Malmo lever shown*

Low Rose	Function	Finish	
		629	630
<b>TDS-L</b>	Dummy Single	118.00	118.00
<b>TDP-L</b>	Dummy Pair	204.00	204.00
<b>TLC-L-2-3/8</b>	Communicating, 2-3/8" backset	231.00	231.00
<b>TLC-L-2-3/4</b>	Communicating, 2-3/4" backset	231.00	231.00
<b>TLL-L-2-3/8</b>	Passage, 2-3/8" backset	231.00	231.00
<b>TLL-L-2-3/4</b>	Passage, 2-3/4" backset	231.00	231.00
<b>TLP-L-2-3/8</b>	Privacy, 2-3/8" backset	257.00	257.00
<b>TLP-L-2-3/4</b>	Privacy, 2-3/4" backset	257.00	257.00

\* Different finishes require different lead times. PVD finish available upon request for an additional 15% charge. For levers and finishes not shown, please contact factory.

[1] All standard cylinders come with 6-pin Schlage® "C" keyway only. [2] MK, GMK, & GGK are available at an additional charge. [3] All locks come with standard ANSI strike unless specified otherwise. [4] Prices based on F.O.B. City of Industry, CA. [5] Prices subject to change without notice.

# Tubular Locks - Mechanical

## Tubular Latch Series - Stainless Steel Designer Trims



*Square rose with Delano lever shown*

Square Rose	Function	Finish	
		629	630
<b>TDS-S</b>	Dummy Single	127.00	127.00
<b>TDP-S</b>	Dummy Pair	213.00	213.00
<b>TLC-S-2-3/8</b>	Communicating, 2-3/8" backset	241.00	241.00
<b>TLC-S-2-3/4</b>	Communicating, 2-3/4" backset	241.00	241.00
<b>TLL-S-2-3/8</b>	Passage, 2-3/8" backset	241.00	241.00
<b>TLL-S-2-3/4</b>	Passage, 2-3/4" backset	241.00	241.00
<b>TLP-S-2-3/8</b>	Privacy, 2-3/8" backset	266.00	266.00
<b>TLP-S-2-3/4</b>	Privacy, 2-3/4" backset	266.00	266.00

\* Different finishes require different lead times. PVD finish available upon request for an additional 15% charge. For levers and finishes not shown, please contact factory.

[1] All standard cylinders come with 6-pin Schlage® "C" keyway only. [2] MK, GMK, & GGMK are available at an additional charge. [3] All locks come with standard ANSI strike unless specified otherwise. [4] Prices based on F.O.B. City of Industry, CA. [5] Prices subject to change without notice.

# Tubular Locks - Mechanical

## Tubular Latch Series - Passage Push Pull



TLL Series	Function	Finish
		630
<b>TLL-8301-PP</b>	Passage	836.00

[1] All standard cylinders come with 6-pin Schlage® "C" keyway only. [2] MK, GMK, & GGMK are available at an additional charge. [3] All locks come with standard ANSI strike unless specified otherwise. [4] Prices based on F.O.B. City of Industry, CA. [5] Prices subject to change without notice.

# Tubular Locks - Mechanical

## TSR2 Series Grade 2 Tubular Lock



*TSR2 with Oswego lever shown*

Below are the available functions and part numbers for the TSR2 Grade 2 tubular lock. Please contact the factory for pricing.

TSR2 Series	Function	Finish		
		619	622	626
<b>TSR2-75</b>	Passage	<i>Contact factory for pricing</i>		
<b>TSR2-76</b>	Privacy			
<b>TSR2-82</b>	Entry			
<b>TSR2-86</b>	Storeroom			
<b>TSR2-SD</b>	Single Dummy			
<b>TSR2-DD</b>	Double Dummy			

[1] All locks come with 5-pin Schlage® "C" keyway, full lip strike, exposed screw rose, and non-UL listed as standard. [2] Concealed screw rose, specified keying system, T strike, and UL listed are available at an additional charge. [3] Prices based on F.O.B. City of Industry, CA. [4] Prices subject to change without notice.

# Tubular Locks - Mechanical

## TSR3 Series Grade 3 Tubular Lock



*TSR3 with Oswego lever shown*

Below are the available functions and part numbers for the TSR3 Grade 3 tubular lock. Please contact the factory for pricing.

TSR3 Series	Function	Finish		
		619	622	626
<b>TSR3-75</b>	Passage	<i>Contact factory for pricing</i>		
<b>TSR3-76</b>	Privacy			
<b>TSR3-82</b>	Entry			
<b>TSR3-86</b>	Storeroom			
<b>TSR3-SD</b>	Single Dummy			
<b>TSR3-DD</b>	Double Dummy			

[1] All locks come with 5-pin Schlage® "C" keyway, full lip strike, exposed screw rose, and non-UL listed as standard. [2] Concealed screw rose, specified keying system, T strike, and UL listed are available at an additional charge. [3] Prices based on F.O.B. City of Industry, CA. [4] Prices subject to change without notice.

---

# Deadbolts and Auxiliary Locks

---

DEADBOLTS AND AUXILIARY LOCKS	PAGE
Deadbolts and Auxiliary Locks - Mechanical .....	199
Deadbolts .....	199
DBD / DBDI Grade 1 Deadbolt Lock.....	199
DBT / DBTI Grade 2 Deadbolt Lock .....	201
DBM Mortise Deadbolt Lock.....	203
Auxiliary Locks .....	205
NYG-A1000 and NYG-A2000 Gate Locks .....	205
NYP-A1000 Paddle Exit Device .....	206

# Deadbolts and Auxiliary Locks - Mechanical

## DBD / DBDI Grade 1 Deadbolt Lock



*DBD-61 with KIK cylinder shown*

DBD / DBDI Series	Function	Finish	
		622	626
<i>With 6-pin regular cylinder; 2-3/4" backset</i>			
<b>DBD-61</b>	Single cylinder x thumb turn	146.00	138.00
<b>DBD-62</b>	Double cylinder	178.00	172.00
<b>DBD-81</b>	Single cylinder x blank plate	134.00	125.00

[1] All standard cylinders come with 6-pin Schlage® "C" keyway only. [2] MK, GMK, & GGK are available at an additional charge. [3] All locks come with standard ANSI strike unless specified otherwise. [4] Prices based on F.O.B. City of Industry, CA. [5] Prices subject to change without notice.

# Deadbolts and Auxiliary Locks - Mechanical

## DBD / DBDI Grade 1 Deadbolt Lock



*DBD-61 with KIK cylinder shown*

DBD / DBDI Series	Function	Finish	
		622	626
<i>SFIC housing only; SFIC core not included; 2-3/4" backset</i>			
<b>DBDI-61</b>	Single cylinder x thumb turn	146.00	138.00
<b>DBDI-62</b>	Double cylinder	178.00	172.00
<b>DBDI-81</b>	Single cylinder x blank plate	134.00	125.00
<b>*STANDARD DISCOUNT ONLY* No extra charge if ordered with lock only</b>			
<b>DBD-Latch-2-3/8"</b>	2-3/8" backset latch	31.00	31.00

**Order string is as follows:**

[Series]-[Function]-[Finish]-[Cylinder]-[Backset]

**Example order: DBD-61-622-SC**


To view the full How to Order, visit [townsteel.com/documents/dbd-how-to-order](https://townsteel.com/documents/dbd-how-to-order)

[1] All standard cylinders come with 6-pin Schlage® "C" keyway only. [2] MK, GMK, & GGMK are available at an additional charge. [3] All locks come with standard ANSI strike unless specified otherwise. [4] Prices based on F.O.B. City of Industry, CA. [5] Prices subject to change without notice.



# Deadbolts and Auxiliary Locks - Mechanical

## DBT / DBTI Grade 2 Deadbolt Lock



*DBT-61 with KIK cylinder shown*


Only DBT-50 with 2-3/4" standard, all other functions are with adjustable backset.

DBT Series	Function	Finish		
		622	626	630
<i>With 6-pin regular cylinder</i>				
<b>DBT-50</b>	Thumb turn only	46.00	43.00	40.00
<b>DBT-61</b>	Single cylinder x thumb turn	92.00	89.00	87.00
<b>DBT-62</b>	Double cylinder	119.00	117.00	114.00
<b>DBT-65</b>	Single cylinder x thumb turn Classroom	103.00	100.00	98.00
<b>DBT-70</b>	Deadbolt with indicator	65.00	63.00	59.00

[1] All standard cylinders come with 6-pin Schlage® "C" keyway only. [2] MK, GMK, & GGK are available at an additional charge. [3] All locks come with standard ANSI strike unless specified otherwise. [4] Prices based on F.O.B. City of Industry, CA. [5] Prices subject to change without notice.

# Deadbolts and Auxiliary Locks - Mechanical

## DBT / DBTI Grade 2 Deadbolt Lock



DBT-61 with KIK cylinder shown

Only DBT-50 with 2-3/4" standard, all other functions are with adjustable backset.

DBTI Series	Function	Finish		
		622	626	630
<i>SFIC core only; SFIC core not included</i>				
<b>DBTI-61</b>	Single cylinder x thumb turn	92.00	89.00	87.00
<b>DBTI-62</b>	Double cylinder	119.00	117.00	114.00
<b>DBTI-65</b>	Single cylinder x thumb turn (Classroom)	103.00	100.00	98.00

**Order string is as follows:**

[Series]-[Function]-[Finish]-[Backset]-[Cylinder]


**Example order: DBT-61-622**

To view the full How to Order, visit [townsteel.com/documents/dbt](https://www.townsteel.com/documents/dbt)

[1] All standard cylinders come with 6-pin Schlage® "C" keyway only. [2] MK, GMK, & GGMK are available at an additional charge. [3] All locks come with standard ANSI strike unless specified otherwise. [4] Prices based on F.O.B. City of Industry, CA. [5] Prices subject to change without notice.

# Deadbolts and Auxiliary Locks - Mechanical

## DBM Mortise Deadbolt Lock




DBM Series	Function	Finish						
		605	606	622	625	626	629	630
<i>With standard 6-pin cylinder</i>								
<b>DBM-15</b>	Classroom Deadlock, key O/S by turn piece I/S (thumb turn will retract but not project deadbolt)	406.00	406.00	445.00	406.00	365.00	445.00	445.00
<b>DBM-16</b>	Deadlock by key on either side; double cylinder	406.00	406.00	445.00	406.00	365.00	445.00	445.00
<b>DBM-17</b>	Deadlock by key O/S and turn piece I/S; single cylinder	406.00	406.00	445.00	406.00	365.00	445.00	445.00

[1] All standard cylinders come with 6-pin Schlage® "C" keyway only. [2] MK, GMK, & GGMK are available at an additional charge. [3] All locks come with standard ANSI strike unless specified otherwise. [4] Prices based on F.O.B. City of Industry, CA. [5] Prices subject to change without notice.

# Deadbolts and Auxiliary Locks - Mechanical

## DBM Mortise Deadbolt Lock



DBM Series	Function	Finish						
		605	606	622	625	626	629	630
<b>DBM-18</b>	Deadlock by key one side only; cylinder and blank	385.00	385.00	426.00	385.00	346.00	426.00	426.00
<b>DBM-29</b>	Exit lock	385.00	385.00	426.00	385.00	346.00	426.00	426.00

**Order string is as follows:**  
 [Series]-[Function]-[Finish]-[Cylinder]

**Example order: DBM-18-625**

To view the full How to Order, visit [townsteel.com/documents/dbm](http://townsteel.com/documents/dbm)

[1] All standard cylinders come with 6-pin Schlage® "C" keyway only. [2] MK, GMK, & GGMK are available at an additional charge. [3] All locks come with standard ANSI strike unless specified otherwise. [4] Prices based on F.O.B. City of Industry, CA. [5] Prices subject to change without notice.

# Deadbolts and Auxiliary Locks - Mechanical

## NYG-A1000 and NYG-A2000 Gate Locks



NYG-A1000 shown

NYG Series	Function	Finish
		622
<b>NYG-A1000</b>	Single side grip gate lock, screw pack for wood or steel door	131.00
<b>NYG-A2000</b>	Double side grip gate lock, screw pack for wood or steel door	242.00

For more information, contact the factory at:  
[info@townsteel.com](mailto:info@townsteel.com)

[1] All standard cylinders come with 6-pin Schlage® "C" keyway only. [2] MK, GMK, & GGK are available at an additional charge. [3] All locks come with standard ANSI strike unless specified otherwise. [4] Prices based on F.O.B. City of Industry, CA. [5] Prices subject to change without notice.

# Deadbolts and Auxiliary Locks - Mechanical

## NYP-A1000 Paddle Exit Device



NYP-A1000 shown

NYP Series	Description	Finish	
		622	626
<b>NYP-A1000-RHR</b>	Stainless steel bolt and strike with heavy gauge steel construction; comes with screw pack for wood or steel door Right hand reverse handing	462.00	462.00
<b>NYP-A1000-LHR</b>	Stainless steel bolt and strike with heavy gauge steel construction; comes with screw pack for wood or steel door Left hand reverse handing	462.00	462.00

For more information, contact the factory at:  
[info@townsteel.com](mailto:info@townsteel.com)

[1] All standard cylinders come with 6-pin Schlage® "C" keyway only. [2] MK, GMK, & GGMK are available at an additional charge. [3] All locks come with standard ANSI strike unless specified otherwise. [4] Prices based on F.O.B. City of Industry, CA. [5] Prices subject to change without notice.

# Electronic Locks and Software

ELECTRONIC LOCKS AND SOFTWARE	PAGE
Electronic Product Matrix.....	210
Electronic Locks and Software - Standalone.....	211
Hardware.....	211
Cylindrical.....	211
e-Elite 2000.....	211
e-Elite 2900.....	212
e-Elite 4000.....	213
e-Elite 5000BLE and e-Elite 5000RF.....	214
FCE-2000.....	216
FCE-4000.....	217
XCE-2000.....	218
XCE-9000.....	219
Mortise.....	220
e-Kontos 2000.....	220
e-Cronus 2000.....	221
FME-2000.....	222
XME-2000.....	224
e-Kontos 2900.....	226
e-Cronus 4000.....	227
FME-4000.....	228
e-Kontos 5000BLE and e-Kontos 5000RF.....	229
e-Cronus 5000BLE and e-Cronus 5000RF.....	231
XME-9000.....	233

---

# Electronic Locks and Software

---

ELECTRONIC LOCKS AND SOFTWARE CONTINUED	PAGE
Interconnected . . . . .	234
e-Genius 2000 . . . . .	234
e-Genius 2990 . . . . .	235
e-Genius 4000 . . . . .	236
e-Genius 5000BLE and e-Genius 5000RF. . . . .	237
e-Genius 5990BLE and e-Genius 5990RF. . . . .	239
Exit Device Trims. . . . .	240
2000 Series EKE Electronic Kestros Escutcheon Lever Trim . . . . .	240
5000 Series EKE Electronic Kestros Escutcheon Lever Trim . . . . .	242
Deadbolts. . . . .	246
e-Smart 2000 . . . . .	246
e-Smart 4000 . . . . .	247
e-Smart 5000BLE and e-Smart 5000RF . . . . .	248
Accessories . . . . .	249
Gateways . . . . .	249
Key Fobs, Cards, and Stickers . . . . .	250
Electronic Locks and Software - Access Control . . . . .	251
Hardware. . . . .	251
Cylindrical . . . . .	251
e-Elite 6000. . . . .	251
Mortise . . . . .	252
e-Kontos 6000 . . . . .	252
e-Cronus 6000 . . . . .	254



---

# Electronic Locks and Software

---

ELECTRONIC LOCKS AND SOFTWARE CONTINUED	PAGE
e-Trident 6000 .....	257
Interconnected .....	260
e-Genius 6000 .....	260
Exit Device Trims .....	261
6000 Series EKE Electronic Kestros Escutcheon Lever Trim .....	261
Deadbolts .....	263
e-Smart 6000 .....	263
Software .....	264
Maxx Access Software .....	264
Accessories .....	265
Programmings .....	265
Readers .....	266
Controllers .....	267
Key Fobs and Cards .....	268

# Electronic Locks and Software

## Electronic Product Matrix

Each of our electronic series is tailored to meet a wide variety of applications, providing cutting-edge features to elevate your projects. Explore the following series descriptions to find the perfect match for your requirements.

Lock Type / Series	Description	Applications
<b>2000 Series (Metal Keypad)</b>	Standalone, 4xAA batteries, 4-6 digit Pin Codes, 100 user codes, Push button	Commercial: Offices, hospitals, warehouses, small properties, back of house...etc
<b>4000 Series (RFID &amp; Touch Keypad)</b>	Standalone, 4 x AA batteries, 6-10 digit Pin codes, MIFARE keycards, 450 PINs / keycards, capacitive keypad	Residential / Commercial: Rental, residential, offices, small properties, back of house...etc
<b>5000 BLE Series (RFID &amp; Touch Keypad)</b>	Bluetooth, offline, mobile app management, 2000 audit trails, additional specs same as 4000 Series	Residential / Commercial: Rental, residential, Offices, small properties, back of house...etc
<b>5000 RF Series (RFID &amp; Touch Keypad)</b>	Gateway required, online, mobile app management, 2000 audit trails, additional specs same as 4000 Series	Residential / Commercial: AirBnB, Rental, residential, Offices, small properties, back of house...etc
<b>6000 Series Maxx Access System (RFID)</b>	RFID only, offline locks, PC management, Perimeter control and elevator control option, Encoder and door lock programmer required.	Multi-family, student housing, senior living, large offices

# Electronic Locks and Software - Standalone

## e-Elite 2000



Left: Sentinel lever  
Right: Quest lever

e-Elite Series	Description	Finish		
		619	622	626
<b>EE21T (Rigid)</b>	Standard 12-key illuminated keypad, cylindrical, rigid lever, programmable at the lock*	873.00	873.00	873.00
<b>EE22T (Clutching)</b>	Standard 12-key illuminated keypad, cylindrical, clutching lever, programmable at the lock*	873.00	873.00	873.00

### Order string is as follows:

[Series][Lockbody]-[Lever][Handing][Finish]-[Cylinder]-[Backset]

**Example order: EE21T-SLH619-SC-R**

To view the full How to Order, visit [townsteel.com/documents/e-elite-2000-cut-sheet/](https://townsteel.com/documents/e-elite-2000-cut-sheet/)

\* Standard 6-pin KIK cylinder with Schlage® "C" keyway; other options include: SFIC, SLFIC, CLFIC, HS (High Security). Additional charge will apply. IC is less core.

[1] All standard cylinders come with 6-pin Schlage® "C" keyway only. [2] MK, GMK, & GGMK are available at an additional charge. [3] All locks come with standard ANSI strike unless specified otherwise. [4] Prices based on F.O.B. City of Industry, CA. [5] Prices subject to change without notice.

# Electronic Locks and Software - Standalone

## e-Elite 2900



Left: Sentinel lever  
Right: Quest lever

e-Elite Series	Description	Finish		
		619	622	626
<b>EE291T (Rigid)</b>	Privacy electronic cylindrical lock, rigid lever. Pushing the privacy button on inside locks the lock and indicates privacy*	1,000.00	1,000.00	1,000.00
<b>EE292T (Clutching)</b>	Privacy electronic cylindrical lock, clutching lever. Pushing the privacy button on inside locks the lock and indicates privacy*	1,000.00	1,000.00	1,000.00

### Order string is as follows:

[Series][Lockbody]-[Lever][Handing][Finish]-[Cylinder]-[Backset]

**Example order: EE291T-SLH619-SC-R**

To view the full How to Order, visit [townsteel.com/documents/e-elite-2900-cut-sheet/](http://townsteel.com/documents/e-elite-2900-cut-sheet/)

\* Standard 6-pin KIK cylinder with Schlage® "C" keyway; other options include: SFIC, SLFIC, CLFIC, HS (High Security). Additional charge will apply. IC is less core.

[1] All standard cylinders come with 6-pin Schlage® "C" keyway only. [2] MK, GMK, & GGMK are available at an additional charge. [3] All locks come with standard ANSI strike unless specified otherwise. [4] Prices based on F.O.B. City of Industry, CA. [5] Prices subject to change without notice.

# Electronic Locks and Software - Standalone

## e-Elite 4000



*Quest lever shown*

e-Elite Series	Description	Finish		
		619	622	626
<b>EE41T (Rigid)</b>	Touch keypad smart cylindrical lock, rigid lever, 99 PIN codes and MIFARE RFID card capacity; includes 2 RFID keycards and 2 RFID stickers*	873.00	873.00	873.00
<b>EE42T (Clutching)</b>	Touch keypad smart cylindrical lock, clutching lever, 99 PIN codes and MIFARE RFID card capacity; includes 2 RFID keycards and 2 RFID stickers*	873.00	873.00	873.00

### Order string is as follows:

[Series][Lockbody]-[Lever][Handing][Finish]-[Cylinder]-[Backset]

**Example order: EE41T-SLH619-SC-R**

To view the full How to Order, visit [townsteel.com/documents/e-elite-4000-cut-sheet/](http://townsteel.com/documents/e-elite-4000-cut-sheet/)

\* Standard 6-pin KIK cylinder with Schlage® "C" keyway; other options include: SFIC, SLFIC, CLFIC, HS (High Security). Additional charge will apply.

[1] All standard cylinders come with 6-pin Schlage® "C" keyway only. [2] MK, GMK, & GGMK are available at an additional charge. [3] All locks come with standard ANSI strike unless specified otherwise. [4] Prices based on F.O.B. City of Industry, CA. [5] Prices subject to change without notice.

# Electronic Locks and Software - Standalone

## e-Elite 5000BLE and e-Elite 5000RF



*Quest lever shown*

e-Elite Series	Description	Finish		
		619	622	626
<b>EE51RT</b>	Touch keypad smart cylindrical lock with WiFi, rigid lever, with 99 PIN codes, 300 MIFARE RFID card capacity; includes 2 RFID keycards and 2 RFID stickers*  Must pair with RF gateway to go online; gateway sold separately	932.00	932.00	932.00
<b>EE52RT</b>	Touch keypad smart cylindrical lock with WiFi, clutching lever, with 99 PIN codes, 300 MIFARE RFID card capacity; includes 2 RFID keycards and 2 RFID stickers*  Must pair with RF gateway to go online; gateway sold separately	932.00	932.00	932.00
<b>EE51BT</b>	Touch keypad smart cylindrical lock with Bluetooth, rigid lever, with 99 PIN codes, 300 MIFARE RFID card capacity; includes 2 RFID keycards and 2 RFID stickers*	932.00	932.00	932.00

\* Standard 6-pin KIK cylinder with Schlage® "C" keyway; other options include: SFIC, SLFIC, CLFIC, HS (High Security). Additional charge will apply.

[1] All standard cylinders come with 6-pin Schlage® "C" keyway only. [2] MK, GMK, & GGMK are available at an additional charge. [3] All locks come with standard ANSI strike unless specified otherwise. [4] Prices based on F.O.B. City of Industry, CA. [5] Prices subject to change without notice.

# Electronic Locks and Software - Standalone

e-Elite 5000BLE and e-Elite 5000RF



*Quest lever shown*

e-Elite Series	Description	Finish		
		619	622	626
<b>EE52BT</b>	Touch keypad smart cylindrical lock with Bluetooth, clutching lever, with 99 PIN codes, 300 MIFARE RFID card capacity; includes 2 RFID keycards and 2 RFID stickers*	932.00	932.00	932.00

**Order string is as follows:**

[Series][Lockbody][Wireless Connection]-[Lever][Handing][Finish]-[Cylinder]-[Backset]

**Example order: EE51BT-SLH619-SF7-R**

To view the full How to Order, visit [townsteel.com/documents/e-elite-5000-cut-sheet/](https://townsteel.com/documents/e-elite-5000-cut-sheet/)

[1] All standard cylinders come with 6-pin Schlage® "C" keyway only. [2] MK, GMK, & GGMK are available at an additional charge. [3] All locks come with standard ANSI strike unless specified otherwise. [4] Prices based on F.O.B. City of Industry, CA. [5] Prices subject to change without notice.

# Electronic Locks and Software - Standalone

FCE-2000



*Sentinel lever shown*

FCE Series	Description	Finish	
		622	626
<b>FCE-2010 or IC</b>	Rigid, Cylindrical Lockset, Keycard, Standard Cylinder Schlage® "C" Keyway, or Small Format 6 or 7 pin less core, or LFIC Schlage® / Corbin Russwin® 6 pin less core	897.00	897.00
<b>FCE-2020 or IC</b>	Clutched, Cylindrical Lockset, Keycard, Standard Cylinder Schlage® "C" Keyway, or Small Format 6 or 7 pin less core, or LFIC Schlage® / Corbin Russwin® 6 pin less core	981.00	981.00
<b>FCE-2030 or IC</b>	Rigid, Cylindrical Lockset, Keycard, High Security cylinder, Townsteel "L" keyway, Regular 6 pin, SFIC 7 pin less core	1,065.00	1,065.00
<b>FCE-2040 or IC</b>	Clutched, Cylindrical Lockset, Keycard, High Security cylinder, Townsteel "L" keyway, Regular 6 pin, SFIC 7 pin less core	1,150.00	1,150.00
<b>FCE S2200</b>	RFID Programming Pack, (Service Pack); Includes: Programming, Register and Clear Keycards	8.00 - net unit price	8.00 - net unit price

*Programming pack not included. One (1) programming pack per job required.*

**Order string is as follows:**

[Series]-[Lockbody][Cylinder]-[Lever]-[Finish]-[Backset]

**Example order: FCE-2010-S-626**

To view the full How to Order, visit [townsteel.com/documents/fce2000-how-to-order/](http://townsteel.com/documents/fce2000-how-to-order/)

[1] All standard cylinders come with 6-pin Schlage® "C" keyway only. [2] MK, GMK, & GGMK are available at an additional charge. [3] All locks come with standard ANSI strike unless specified otherwise. [4] Prices based on F.O.B. City of Industry, CA. [5] Prices subject to change without notice.



# Electronic Locks and Software - Standalone

FCE-4000



*Sentinel lever shown*

FCE Series	Description	Finish	
		622	626
<b>FCE-4010 or IC</b>	Rigid, Cylindrical Lockset, Keycard, Standard Cylinder Schlage® "C" Keyway, or Small Format 6 or 7 pin less core, or LFIC Schlage® / Corbin Russwin® 6 pin less core	1,129.00	1,129.00
<b>FCE-4020 or IC</b>	Clutched, Cylindrical Lockset, Keycard, Standard Cylinder Schlage "C" Keyway, or Small Format 6 or 7 pin less core, or LFIC Schlage® / Corbin Russwin® 6 pin less core	1,129.00	1,129.00
<b>FCE-4030 or IC</b>	Rigid, Cylindrical Lockset, Keycard, High Security cylinder, Townsteel "L" keyway, Regular 6 pin, SFIC 7 pin less core	1,299.00	1,299.00
<b>FCE-4040 or IC</b>	Clutched, Cylindrical Lockset, Keycard, High Security cylinder, Townsteel "L" keyway, Regular 6 pin, SFIC 7 pin less core	1,299.00	1,299.00
<b>FCE S4200</b>	RFID Service Pack; Includes: Programming, Register, Clear, Database, and Lockdown Cancellation Keycards	8.00 - net unit price	8.00 - net unit price

*Programming pack not included. One (1) programming pack per job required.*

**Order string is as follows:**

[Series]-[Lockbody][Cylinder]-[Lever]-[Finish]-[Backset]

**Example order: FCE-4010-S-626**

To view the full How to Order, visit [townsteel.com/documents/fce2000-how-to-order/](https://townsteel.com/documents/fce2000-how-to-order/)

[1] All standard cylinders come with 6-pin Schlage® "C" keyway only. [2] MK, GMK, & GGMK are available at an additional charge. [3] All locks come with standard ANSI strike unless specified otherwise. [4] Prices based on F.O.B. City of Industry, CA. [5] Prices subject to change without notice.

# Electronic Locks and Software - Standalone

## XCE-2000



*Sentinel lever shown*

XCE Series	Description	Finish	
		622	626
<b>XCE-2010 or IC</b>	Rigid, Electronic Cylindrical Lockset, Keycard, Standard Cylinder Schlage® "C" Keyway, or Small Format 6 or 7 pin less core, or LFIC Schlage® / Corbin Russwin® 6 pin less core	802.00	802.00
<b>XCE-2020 or IC</b>	Clutched, Electronic Cylindrical Lockset, Keycard, Standard Cylinder Schlage® "C" Keyway, or Small Format 6 or 7 pin less core, or LFIC Schlage® / Corbin Russwin® 6 pin less core	897.00	897.00
<b>XCE-2030 or IC</b>	Rigid, Electronic Cylindrical Lockset High Security cylinder, Townsteel "L" keyway, Regular 6 pin, SFIC 7 pin less core	972.00	972.00
<b>XCE-2040 or IC</b>	Clutched, Electronic Cylindrical Lockset High Security cylinder, Townsteel "L" keyway, Regular 6 pin, SFIC 7 pin less core	1,065.00	1,065.00

*Programming pack not included. One (1) programming pack per job required.*

### Order string is as follows:

[Series]-[Lockbody][Cylinder]-[Lever]-[Finish]-[Backset]

**Example order: XCE-2010-S-626**

To view the full How to Order, visit [townsteel.com/documents/xce2000-how-to-order/](http://townsteel.com/documents/xce2000-how-to-order/)

[1] All standard cylinders come with 6-pin Schlage® "C" keyway only. [2] MK, GMK, & GGK are available at an additional charge. [3] All locks come with standard ANSI strike unless specified otherwise. [4] Prices based on F.O.B. City of Industry, CA. [5] Prices subject to change without notice.

# Electronic Locks and Software - Standalone

XCE-9000



*Sentinel lever shown*

XCE Series	Description	Finish	
		622	626
<b>XCE-9010 or IC</b>	Rigid, Electronic Cylindrical Lockset Standard Cylinder Schlage® "C" Keyway, or Small Format 6 or 7 pin less core, or LFIC Schlage® / Corbin Russwin® 6 pin less core	1,035.00	1,035.00
<b>XCE-9020 or IC</b>	Clutched, Electronic Cylindrical Lockset Standard Cylinder Schlage® "C" Keyway, or Small Format 6 or 7 pin less core, or LFIC Schlage® / Corbin Russwin® 6 pin less core	1,035.00	1,035.00
<b>XCE-9030 or IC</b>	Rigid, Electronic Cylindrical Lockset High Security cylinder, Townsteel "L" keyway, Regular 6 pin, SFIC 7 pin less core	1,204.00	1,204.00
<b>XCE-9040 or IC</b>	Clutched, Electronic Cylindrical Lockset High Security cylinder, Townsteel "L" keyway, Regular 6 pin, SFIC 7 pin less core	1,204.00	1,204.00

*Programming pack not included. One (1) programming pack per job required.*

**Order string is as follows:**

[Series]-[Lockbody][Cylinder]-[Lever]-[Finish]-[Backset]

**Example order: XCE-9010-S-626**

To view the full How to Order, visit [townsteel.com/documents/xce2000-how-to-order/](https://townsteel.com/documents/xce2000-how-to-order/)

[1] All standard cylinders come with 6-pin Schlage® "C" keyway only. [2] MK, GMK, & GGK are available at an additional charge. [3] All locks come with standard ANSI strike unless specified otherwise. [4] Prices based on F.O.B. City of Industry, CA. [5] Prices subject to change without notice.

# Electronic Locks and Software - Standalone

## e-Kontos 2000



*e-Kontos 1B with Sentinel lever shown*

e-Kontos Series	Description	Finish	
		622	626
<b>EKO1B2R</b>	e-Kontos 2000 series electronic mortise lock, with Cylinder, Metal keypad and rigid levers	1,396.00	1,396.00
<b>EKO1B2C</b>	e-Kontos 2000 series electronic mortise lock, with Cylinder, Metal keypad and clutched levers	1,396.00	1,396.00
<b>EKO1B2X</b>	e-Kontos 2000 series electronic mortise lock, with Cylinder, Metal keypad and automatic deadbolt	1,396.00	1,396.00

### Order string is as follows:

[Trim Series][Model Series][Lockbody]-[Lever][Handing]-[Finish]

**Example order: EKO1B2R-S-LH-626**

For complete How to Order information, contact [info@townsteel.com](mailto:info@townsteel.com)

[1] All standard cylinders come with 6-pin Schlage® "C" keyway only. [2] MK, GMK, & GGMK are available at an additional charge. [3] All locks come with standard ANSI strike unless specified otherwise. [4] Prices based on F.O.B. City of Industry, CA. [5] Prices subject to change without notice.

# Electronic Locks and Software - Standalone

## e-Cronus 2000



*e-Cronus 1A 2000 with Essen Return lever shown*

e-Cronus 2B Series	Description	Finish		
		619	622	626
<b>ECR2B2R (Rigid)</b>	e-Cronus 2B 2000 series electronic mortise lock with standard keypad and rigid levers*	1,212.00	1,212.00	1,212.00
<b>ECR2B2C (Clutching)</b>	e-Cronus 2B series electronic mortise lock with standard keypad and clutching levers*	1,212.00	1,212.00	1,212.00
<b>ECR2B2X (XADB)</b>	e-Cronus 2B series electronic mortise lock with standard keypad and automatic deadbolt*	1,296.00	1,296.00	1,296.00

### Order string is as follows:

[Trim Series][Model Series][Lockbody]-[Lever][Handing]-[Finish]

**Example order: ECR2B2R-SRH-626**

To view the full How to Order, visit [townsteel.com/documents/e-cronus-cut-sheet](https://townsteel.com/documents/e-cronus-cut-sheet)

\* Optional cylinders: SFIC, SLFIC, CLFIC, or HS (High Security); additional charges will apply; IC is less core

[1] All standard cylinders come with 6-pin Schlage® "C" keyway only. [2] MK, GMK, & GGMK are available at an additional charge. [3] All locks come with standard ANSI strike unless specified otherwise. [4] Prices based on F.O.B. City of Industry, CA. [5] Prices subject to change without notice.

# Electronic Locks and Software - Standalone

## FME-2000



*Sentinel lever shown*

FME Series	Description	Finish	
		622	626
<b>FME-2010 or IC</b>	Rigid, Mortise Lockset, Keycard, Standard Cylinder C Keyway, or Small Format 6 or 7 pin, or LFIC Schlage®/Corbin Russwin® 6 pin, less core	1,274.00	1,274.00
<b>FME-2020 or IC</b>	Clutched, Mortise Lockset, Keycard, Standard Cylinder C Keyway, or Small Format 6 or 7 pin, or LFIC Schlage®/Corbin Russwin® 6 pin, less core	1,394.00	1,394.00
<b>FME-2030 or IC</b>	Rigid, Mortise Lockset, Keycard, High Security cylinder, Townsteel "L" keyway, Regular 6 pin, SFIC 7 pin, less core	1,496.00	1,496.00
<b>FME-2040 or IC</b>	Clutched, Electronic Mortise Lockset, Keycard, High Security cylinder, Townsteel "L" keyway, Regular 6 pin, SFIC 7 pin, less core	1,612.00	1,612.00
<b>FME-2050 or IC</b>	Rigid, Mortise Lockset, Keycard, with Deadbolt Standard Cylinder C Keyway, or Small Format 6 or 7 pin, or LFIC Schlage®/Corbin Russwin® 6 pin, less core	1,274.00	1,274.00
<b>FME-2060 or IC</b>	Clutched, Mortise Lockset, Keycard, with Deadbolt Standard Cylinder C Keyway, or Small Format 6 or 7 pin, or LFIC Schlage®/Corbin Russwin® 6 pin, less core	1,394.00	1,394.00

[1] All standard cylinders come with 6-pin Schlage® "C" keyway only. [2] MK, GMK, & GGK are available at an additional charge. [3] All locks come with standard ANSI strike unless specified otherwise. [4] Prices based on F.O.B. City of Industry, CA. [5] Prices subject to change without notice.

# Electronic Locks and Software - Standalone

FME-2000



*Sentinel lever shown*

FME Series	Description	Finish	
		622	626
<b>FME-2070 or IC</b>	Rigid, Mortise Lockset, Keycard, with Deadbolt High Security cylinder, Townsteel "L" keyway, Regular 6 pin, SFIC 7 pin, less core	1,496.00	1,496.00
<b>FME-2080 or IC</b>	Clutched, Electronic Mortise Lockset, Keycard, with Deadbolt High Security cylinder, Townsteel "L" keyway, Regular 6 pin, SFIC 7 pin, less core	1,612.00	1,612.00
<b>Programming Pack</b>	RFID Programming Pack, (Service Pack); Includes: Programming, Register and Clear Keycards	8.00 - net unit price	8.00 - net unit price

*Programming pack not included. One (1) programming pack per job required.*

**Order string is as follows:**

[Model]-[Series]-[Lever]-[Finish]-[Cylinder]-[Handing]

**Example order: FME-2060-S-626-IC-LH**

To view the full How to Order, visit [townsteel.com/documents/fme-2000-and-xme-2000-cut-sheet](https://townsteel.com/documents/fme-2000-and-xme-2000-cut-sheet)

[1] All standard cylinders come with 6-pin Schlage® "C" keyway only. [2] MK, GMK, & GGMK are available at an additional charge. [3] All locks come with standard ANSI strike unless specified otherwise. [4] Prices based on F.O.B. City of Industry, CA. [5] Prices subject to change without notice.

# Electronic Locks and Software - Standalone

## XME-2000



*Sentinel lever shown*

XME Series	Description	Finish	
		622	626
<b>XME-2010 or IC</b>	Rigid, Mortise Lockset Standard Cylinder C Keyway, or Small Format 6 or 7 pin, or LFIC Schlage®/Corbin Russwin® 6 pin, less core	1,166.00	1,166.00
<b>XME-2020 or IC</b>	Clutched, Mortise Lockset Standard Cylinder C Keyway, or Small Format 6 or 7 pin, or LFIC Schlage®/Corbin Russwin® 6 pin, less core	1,274.00	1,274.00
<b>XME-2030 or IC</b>	Rigid, Mortise Lockset High Security cylinder, Townsteel "L" keyway, Regular 6 pin, SFIC 7 pin- less core	1,385.00	1,385.00
<b>XME-2040 or IC</b>	Clutched, Electronic Mortise Lockset High Security cylinder, Townsteel "L" keyway, Regular 6 pin, SFIC 7 pin, less core	1,496.00	1,496.00
<b>XME-2050 or IC</b>	Rigid, Mortise Lockset with Deadbolt Standard Cylinder C Keyway, or Small Format 6 or 7 pin, or LFIC Schlage®/Corbin Russwin® 6 pin, less core	1,166.00	1,166.00
<b>XME-2060 or IC</b>	Clutched, Mortise Lockset with Deadbolt Standard Cylinder C Keyway, or Small Format 6 or 7 pin, or LFIC Schlage®/Corbin Russwin® 6 pin, less core	1,274.00	1,274.00

[1] All standard cylinders come with 6-pin Schlage® "C" keyway only. [2] MK, GMK, & GGMK are available at an additional charge. [3] All locks come with standard ANSI strike unless specified otherwise. [4] Prices based on F.O.B. City of Industry, CA. [5] Prices subject to change without notice.



# Electronic Locks and Software - Standalone

XME-2000



*Sentinel lever shown*

XME Series	Description	Finish	
		622	626
<b>XME-2070 or IC</b>	Rigid, Mortise Lockset with Deadbolt High Security cylinder, Townsteel "L" keyway, Regular 6 pin, SFIC 7 pin, less core	1,385.00	1,385.00
<b>XME-2080 or IC</b>	Clutched, Mortise Lockset with Deadbolt High Security cylinder, Townsteel "L" keyway, Regular 6 pin, SFIC 7 pin, less core	1,496.00	1,496.00

**Order string is as follows:**

[Model]-[Series]-[Lever]-[Finish]-[Cylinder]-[Handing]

**Example order: XME-2060-S-626-IC-LH**

To view the full How to Order, visit [townsteel.com/documents/fme-2000-and-xme-2000-cut-sheet](https://townsteel.com/documents/fme-2000-and-xme-2000-cut-sheet)

[1] All standard cylinders come with 6-pin Schlage® "C" keyway only. [2] MK, GMK, & GGMK are available at an additional charge. [3] All locks come with standard ANSI strike unless specified otherwise. [4] Prices based on F.O.B. City of Industry, CA. [5] Prices subject to change without notice.

# Electronic Locks and Software - Standalone

## e-Kontos 2900



*Sentinel lever shown*

e-Kontos Series	Description	Finish	
		622	626
<b>EKO29R</b>	e-Kontos electronic mortise lock with standard keypad and rigid levers	1,396.00	1,396.00
<b>EKO29C</b>	e-Kontos electronic mortise lock with standard keypad and clutched levers	1,396.00	1,396.00
<b>EKO29X</b>	e-Kontos electronic mortise lock with standard keypad and automatic deadbolt	1,396.00	1,396.00

### Order string is as follows:

[Trim Series][Model Series][Lockbody]-[Lever][Handing]-[Finish]

**Example order: EKO1B29C-SLH-626**

To view the full How to Order, visit [townsteel.com/documents/???](http://townsteel.com/documents/???)

[1] All standard cylinders come with 6-pin Schlage® "C" keyway only. [2] MK, GMK, & GGMK are available at an additional charge. [3] All locks come with standard ANSI strike unless specified otherwise. [4] Prices based on F.O.B. City of Industry, CA. [5] Prices subject to change without notice.

# Electronic Locks and Software - Standalone

## e-Cronus 4000



*e-Cronus 2B series with Gala lever shown*

e-Cronus 2B Series	Description	Finish	
		622	626
<b>ECR2B4R</b>	e-Cronus 2B 4000 series electronic mortise lock with touch keypad and rigid levers*	1,212.00	1,212.00
<b>ECR2B4C</b>	e-Cronus 2B 4000 series electronic mortise lock with touch keypad and clutched levers*	1,212.00	1,212.00
<b>ECR2B4X</b>	e-Cronus 2B 4000 series electronic mortise lock with touch keypad and automatic deadbolt*	1,296.00	1,296.00

### Order string is as follows:

[Trim Series][Model Series][Lockbody]-[Lever][Handing]-[Finish]

**Example order: ECR2B4R-SRH-626**

To view the full How to Order, visit [townsteel.com/documents/e-cronus-cut-sheet](https://townsteel.com/documents/e-cronus-cut-sheet)

\* Optional cylinders: SFIC, SLFIC, CLFIC, or HS (High Security); additional charges will apply; IC is less core

[1] All standard cylinders come with 6-pin Schlage® "C" keyway only. [2] MK, GMK, & GGMK are available at an additional charge. [3] All locks come with standard ANSI strike unless specified otherwise. [4] Prices based on F.O.B. City of Industry, CA. [5] Prices subject to change without notice.

# Electronic Locks and Software - Standalone

FME-4000



*Sentinel lever shown*

FME Series	Description	Finish	
		622	626
<b>FME-4010 or IC</b>	Rigid, Mortise Lockset, Keycard, Standard Cylinder C Keyway, or Small Format 6 or 7 pin, or LFIC Schlage®/Corbin Russwin® 6 pin, less core	1,591.00	1,591.00
<b>FME-4020 or IC</b>	Clutched, Mortise Lockset, Keycard, Standard Cylinder C Keyway, or Small Format 6 or 7 pin, or LFIC Schlage®/Corbin Russwin® 6 pin, less core	1,591.00	1,591.00
<b>FME-4030 or IC</b>	Rigid, Mortise Lockset, Keycard, High Security cylinder, Townsteel "L" keyway, Regular 6 pin, SFIC 7 pin, less core	1,812.00	1,812.00
<b>FME-4040 or IC</b>	Clutched, Electronic Mortise Lockset, Keycard, High Security cylinder, Townsteel "L" keyway, Regular 6 pin, SFIC 7 pin, less core	1,812.00	1,812.00
<b>Programming Pack</b>	RFID Programming Pack, (Service Pack); Includes: Programming, Register and Clear Keycards	8.00 net price	8.00 net price

*Programming pack not included. One (1) programming pack per job required.*

**Order string is as follows:**

[Model]-[Series]-[Lever]-[Finish]-[Cylinder]-[Handing]

**Example order: FME-4040-S-626-LH**

To view the full How to Order, visit [townsteel.com/documents/fme-4000-and-xme-9000-cut-sheet](https://www.townsteel.com/documents/fme-4000-and-xme-9000-cut-sheet)

[1] All standard cylinders come with 6-pin Schlage® "C" keyway only. [2] MK, GMK, & GGK are available at an additional charge. [3] All locks come with standard ANSI strike unless specified otherwise. [4] Prices based on F.O.B. City of Industry, CA. [5] Prices subject to change without notice.

# Electronic Locks and Software - Standalone

## e-Kontos 5000BLE and e-Kontos 5000RF



*e-Kontos 1B with Sentinel lever shown*

e-Kontos 1B Series	Description	Finish	
		622	626
<b>EKO1B5BR</b>	e-Kontos 1B 5000-BLE (Bluetooth), electronic mortise, rigid, touch keypad*	1,310.00	1,310.00
<b>EKO1B5BC</b>	e-Kontos 1B 5000-BLE (Bluetooth), electronic mortise, clutched, touch keypad*	1,310.00	1,310.00
<b>EKO1B5BX</b>	e-Kontos 1B 5000-BLE (Bluetooth), electronic mortise, automatic deadbolt, touch keypad*	1,396.00	1,396.00

\* Any mortise cylinder can be used. Comes with standard Schlage® "C" keyway

[1] All standard cylinders come with 6-pin Schlage® "C" keyway only. [2] MK, GMK, & GGMK are available at an additional charge. [3] All locks come with standard ANSI strike unless specified otherwise. [4] Prices based on F.O.B. City of Industry, CA. [5] Prices subject to change without notice.

# Electronic Locks and Software - Standalone

e-Kontos 5000BLE and e-Kontos 5000RF



*e-Kontos 1B with Sentinel lever shown*

e-Kontos 1B Series	Description	Finish	
		622	626
<b>EKO1B5RR</b>	e-Kontos 1B 5000-RF (WiFi), electronic mortise, rigid, touch keypad*	1,310.00	1,310.00
<b>EKO1B5RC</b>	e-Kontos 1B 5000-RF (WiFi), electronic mortise, clutched, touch keypad*	1,310.00	1,310.00
<b>EKO1B5RX</b>	e-Kontos 1B 5000-RF (WiFi), electronic mortise, automatic deadbolt, touch keypad*	1,396.00	1,396.00

**Order string is as follows:**

[Trim Series][Model Series][Lockbody][Lever][Handing]-[Finish]

**Example order: EKO1B5RC-SLH-626**

To view the full How to Order, visit [townsteel.com/documents/e-kontos-cut-sheet](https://townsteel.com/documents/e-kontos-cut-sheet)

\* Any mortise cylinder can be used. Comes with standard Schlage® "C" keyway

[1] All standard cylinders come with 6-pin Schlage® "C" keyway only. [2] MK, GMK, & GGMK are available at an additional charge. [3] All locks come with standard ANSI strike unless specified otherwise. [4] Prices based on F.O.B. City of Industry, CA. [5] Prices subject to change without notice.

# Electronic Locks and Software - Standalone

## e-Cronus 5000BLE and e-Cronus 5000RF



*e-Cronus 2B XADB with Gala lever shown*

e-Cronus 2B Series	Description	Finish	
		622	626
<b>ECR2B5BR</b>	e-Cronus 2B 5000 BLE (Bluetooth) electronic mortise lock with touch keypad and rigid levers*	1,288.00	1,288.00
<b>ECR2B5BC</b>	e-Cronus 2B 5000 BLE (Bluetooth) electronic mortise lock with touch keypad and cluted levers*	1,288.00	1,288.00
<b>ECR2B5BX</b>	e-Cronus 2B 5000 BLE (Bluetooth) electronic mortise lock with touch keypad and automatic deadbolt*	1,374.00	1,374.00

\* Optional cylinders: SFIC, SLFIC, CLFIC, or HS (High Security); additional charges will apply; IC is less core

[1] All standard cylinders come with 6-pin Schlage® "C" keyway only. [2] MK, GMK, & GGMK are available at an additional charge. [3] All locks come with standard ANSI strike unless specified otherwise. [4] Prices based on F.O.B. City of Industry, CA. [5] Prices subject to change without notice.

# Electronic Locks and Software - Standalone

e-Cronus 5000BLE and e-Cronus 5000RF



*e-Cronus 2B XADB with Gala lever shown*

e-Cronus 2B Series	Description	Finish	
		622	626
<b>ECR2B5RR (Rigid)</b>	e-Cronus 2B 5000 RF (WiFi) electronic mortise lock with touch keypad and rigid levers***	1,288.00	1,288.00
<b>ECR2B5RC (Clutching)</b>	e-Cronus 2B 5000 RF (WiFi) electronic mortise lock with touch keypad and clutching levers***	1,288.00	1,288.00
<b>ECR2B5RX (XADB)</b>	e-Cronus 2B 5000 RF (WiFi) electronic mortise lock with touch keypad and automatic deadbolt***	1,374.00	1,374.00

**Order string is as follows:**

[Trim Series][Model Series][Lockbody]-[Lever][Handing]-[Finish]

**Example order: ECR2B5RR-SRH-626**

To view the full How to Order, visit [townsteel.com/documents/e-cronus-cut-sheet](https://www.townsteel.com/documents/e-cronus-cut-sheet)

\* Optional cylinders: SFIC, SLFIC, CLFIC, or HS (High Security); additional charges will apply; IC is less core  
 \*\* Need to pair with RF gateway to go online; RF gateway sold separately

[1] All standard cylinders come with 6-pin Schlage® "C" keyway only. [2] MK, GMK, & GGMK are available at an additional charge. [3] All locks come with standard ANSI strike unless specified otherwise. [4] Prices based on F.O.B. City of Industry, CA. [5] Prices subject to change without notice.



# Electronic Locks and Software - Standalone

## XME-9000



*Sentinel lever shown*

XME Series	Description	Finish	
		622	626
<b>XME-9010 or IC</b>	Rigid, Mortise Lockset, Standard Cylinder C Keyway, or Small Format 6 or 7 pin, or LFIC Schlage®/Corbin Russwin® 6 pin, less core	1,467.00	1,467.00
<b>XME-9020 or IC</b>	Clutched, Mortise Lockset, Standard Cylinder C Keyway, or Small Format 6 or 7 pin, or LFIC Schlage®/Corbin Russwin® 6 pin, less core	1,467.00	1,467.00
<b>XME-9030 or IC</b>	Rigid, Mortise Lockset, High Security cylinder, Townsteel "L" keyway, Regular 6 pin, SFIC 7 pin, less core	1,685.00	1,685.00
<b>XME-9040 or IC</b>	Clutched, Electronic Mortise Lockset, High Security cylinder, Townsteel "L" keyway, Regular 6 pin, SFIC 7 pin, less core	1,685.00	1,685.00

### Order string is as follows:

[Model]-[Series]-[Lever]-[Finish]-[Cylinder]-[Handing]

**Example order: XME-9020-S-2-626-LH**

To view the full How to Order, visit [townsteel.com/documents/fme-4000-and-xme-9000-cut-sheet](https://townsteel.com/documents/fme-4000-and-xme-9000-cut-sheet)

[1] All standard cylinders come with 6-pin Schlage® "C" keyway only. [2] MK, GMK, & GGMK are available at an additional charge. [3] All locks come with standard ANSI strike unless specified otherwise. [4] Prices based on F.O.B. City of Industry, CA. [5] Prices subject to change without notice.

# Electronic Locks and Software - Standalone

## e-Genius 2000



Storeroom function shown

e-Genius Series	Description	Finish		
		619	622	626
<b>EG2T, 4" OR 5-1/2"</b>	Standard 12-key illuminated keypad, Interconnect lock. 100 user codes, 5 service codes capacity. Standard 6 pin Key in knob cylinder with 2 keys. 4" or 5-1/2" deadbolt center to latch bolt center distance, T = (Toggle) Entry function	900.00	900.00	900.00
<b>EG2S, 4" OR 5-1/2"</b>	Standard 12-key illuminated keypad, Interconnect lock. 100 user codes, 5 service codes capacity. Standard 6 pin Key in knob cylinder with 2 keys. 4" or 5-1/2" deadbolt center to latch bolt center distance, S = Storeroom function	900.00	900.00	900.00

### Order string is as follows:

[Series][Model Number][Function]-[Lever][Handing][Finish]-[Lockbody]  
[Faceplates][Strike][Cylinder]

**Example order: EG2ST-SLH626-55WSC**

To view the full How to Order, visit [townsteel.com/documents/e-genius-2000-cut-sheet](http://townsteel.com/documents/e-genius-2000-cut-sheet)

[1] All standard cylinders come with 6-pin Schlage® "C" keyway only. [2] MK, GMK, & GGMK are available at an additional charge. [3] All interconnected locks come with full lip strike standard unless specified otherwise. ASA and T-strike are available upon request. [4] Prices based on F.O.B. City of Industry, CA. [5] Prices subject to change without notice.

# Electronic Locks and Software - Standalone

## e-Genius 2990



e-Genius Series	Description	Finish		
		619	622	626
<b>EG29S ( 4" OR 5-1/2")</b>	<p>Standard 12-key illuminated keypad, Interconnect lock. 100 user codes, 5 service codes capacity, 10 minute temporary passage mode. *Standard 6 pin Schlage® "C" Keyway Key in Knob cylinder with 2 keys.</p> <p>4" or 5-1/2" deadbolt center to latch bolt center distance, S = Storeroom function, T = Toggle function</p>	1,024.00	1,024.00	1,024.00

### Order string is as follows:

[Series][Model Number][Function]-[Lever][Handing][Finish]-[Lockbody]  
[Faceplates][Strike][Cylinder]

**Example order: EG29ST-SLH622-55WSC**

To view the full How to Order, visit [townsteel.com/documents/e-genius-2000-cut-sheet](https://townsteel.com/documents/e-genius-2000-cut-sheet)

[1] All standard cylinders come with 6-pin Schlage® "C" keyway only. [2] MK, GMK, & GGMK are available at an additional charge. [3] All interconnected locks come with full lip strike standard unless specified otherwise. ASA and T-strike are available upon request. [4] Prices based on F.O.B. City of Industry, CA. [5] Prices subject to change without notice.

# Electronic Locks and Software - Standalone

## e-Genius 4000



*Toggle (entry) function shown*

e-Genius Series	Description	Finish		
		619	622	626
<b>EG4T</b>	Touch Keypad Interconnect Lock 99 pin codes and 400 MIFARE RFID cards capacity. Including 2 RFID Key Cards and 2 RFID stickers. Standard Cylinder C keyway* 4" or 5-1/2" deadbolt center to latch bolt center distance, T = (Toggle) Entry function	900.00	900.00	900.00
<b>EG4S</b>	Touch Keypad Interconnect Lock 99 pin codes and 400 MIFARE RFID cards capacity. Including 2 RFID Key Cards and 2 RFID stickers. Standard Cylinder C keyway* 4" or 5-1/2" deadbolt center to latch bolt center distance, S = Storeroom function	900.00	900.00	900.00

### Order string is as follows:

[Series][Model Number][Function]-[Lever][Handing][Finish]-[Lockbody]  
[Faceplates][Strike][Cylinder]

**Example order: EG4TT-SLH622-55WSC**

To view the full How to Order, visit [townsteel.com/documents/e-genius-2000-cut-sheet](https://townsteel.com/documents/e-genius-2000-cut-sheet)

[1] All standard cylinders come with 6-pin Schlage® "C" keyway only. [2] MK, GMK, & GGMK are available at an additional charge. [3] All interconnected locks come with full lip strike standard unless specified otherwise. ASA and T-strike are available upon request. [4] Prices based on F.O.B. City of Industry, CA. [5] Prices subject to change without notice.

# Electronic Locks and Software - Standalone

## e-Genius 5000BLE and e-Genius 5000RF



*Toggle (entry) function shown*

e-Genius Series	Description	Finish		
		619	622	626
<b>EG5RT</b>	e-Genius 5000 Touch Keypad Wi-Fi Smart Interconnect Lock. 99 pin codes, 400 MIFARE RFID cards capacity. Including 2 RFID Key cards, 2 RFID stickers. Standard Cylinder C Keyway*. Need to pair with Gateway RF to go online. Gateway for RF sold separately. 4" or 5-1/2" deadbolt center to latch bolt center distance, T = (Toggle) Entry function	958.00	958.00	958.00
<b>EG5RS</b>	e-Genius 5000 Touch Keypad Wi-Fi Smart Interconnect Lock. 99 pin codes, 400 MIFARE RFID cards capacity. Including 2 RFID Key cards, 2 RFID stickers. Standard Cylinder C Keyway*. Need to pair with Gateway RF to go online. Gateway for RF sold separately. 4" or 5-1/2" deadbolt center to latch bolt center distance, S = Storeroom function	958.00	958.00	958.00
<b>EGDT</b>	Back to Back dummy	588.00	588.00	588.00

[1] All standard cylinders come with 6-pin Schlage® "C" keyway only. [2] MK, GMK, & GGMK are available at an additional charge. [3] All interconnected locks come with full lip strike standard unless specified otherwise. ASA and T-strike are available upon request. [4] Prices based on F.O.B. City of Industry, CA. [5] Prices subject to change without notice.

# Electronic Locks and Software - Standalone

## e-Genius 5000BLE and e-Genius 5000RF



*Toggle (entry) function shown*

e-Genius Series	Description	Finish		
		619	622	626
<b>EG5BT</b>	e-Genius 5000 Touch Keypad Bluetooth Smart Interconnect Lock. 99 pin codes, 400 MIFARE RFID cards capacity. Including 2 RFID Key cards, 2 RFID stickers. Standard Cylinder C Keyway*. 4" or 5-1/2" deadbolt center to latch bolt center distance, T = (Toggle) Entry function	958.00	958.00	958.00
<b>EG5BS</b>	e-Genius 5000 Touch Keypad Wi-Fi Smart Interconnect Lock. 99 pin codes, 400 MIFARE RFID cards capacity. Including 2 RFID Key cards, 2 RFID stickers. Standard Cylinder C Keyway*. 4" or 5-1/2" deadbolt center to latch bolt center distance, S = Storeroom function	958.00	958.00	958.00

### Order string is as follows:

[Series][Model Number][Function]-[Lever][Handing][Finish]-[Lockbody]  
[Faceplates][Strike][Cylinder]

**Example order: EG5BT-SLH622-55WSC**

To view the full How to Order, visit [townsteel.com/documents/e-genius-2000-cut-sheet](http://townsteel.com/documents/e-genius-2000-cut-sheet)

[1] All standard cylinders come with 6-pin Schlage® "C" keyway only. [2] MK, GMK, & GGMK are available at an additional charge. [3] All interconnected locks come with full lip strike standard unless specified otherwise. ASA and T-strike are available upon request. [4] Prices based on F.O.B. City of Industry, CA. [5] Prices subject to change without notice.

# Electronic Locks and Software - Standalone

e-Genius 5990BLE and e-Genius 5990RF



e-Genius Series	Description	Finish		
		619	622	626
<b>EG59S ( 4" OR 5-1/2")</b>	<p>e-Genius touch keypad, Interconnect lock. 100 user codes, 5 service codes capacity, 10 minute temporary passage mode.                      *Standard 6 pin Schlage® "C" Keyway Key in Knob cylinder with 2 keys.</p> <p>4" or 5-1/2" deadbolt center to latch bolt center distance,                      S = Storeroom function, T = Toggle function</p>	1,024.00	1,024.00	1,024.00

**Order string is as follows:**

[Series][Model Number][Function]-[Lever][Handing][Finish]-[Lockbody]  
 [Faceplates][Strike][Cylinder]

**Example order: EG59ST-SLH622-55WSC**

To view the full How to Order, visit [townsteel.com/documents/e-genius-2000-cut-sheet](https://townsteel.com/documents/e-genius-2000-cut-sheet)

[1] All standard cylinders come with 6-pin Schlage® "C" keyway only. [2] MK, GMK, & GGMK are available at an additional charge. [3] All interconnected locks come with full lip strike standard unless specified otherwise. ASA and T-strike are available upon request. [4] Prices based on F.O.B. City of Industry, CA. [5] Prices subject to change without notice.

# Electronic Locks and Software - Standalone

## 2000 Series EKE Electronic Kestros Escutcheon Lever Trim



*EKE 1B (with cylinder) with metal keypad shown*

This is an electronic Kestros trim that is applicable to all 8900 and 9700 series exit devices.

EKE Electronic Trim	Description	Finish		
		606	622	626
<b>EKE1A2R</b>	2000 series, Metal keypad, Electronic TRIM Exit Device, Escutcheon with Lever, F13 Entrance by Combination, No Cylinder, for RIM Exit Device	650.00	650.00	640.00
<b>EKE1A2C</b>	2000 series, Metal keypad, Electronic TRIM Exit Device, Escutcheon with Lever, F13 Entrance by Combination, No Cylinder, for CVR Exit Device	771.00	771.00	710.00
<b>EKE1A2S</b>	2000 series, Metal keypad, Electronic TRIM Exit Device, Escutcheon with Lever, F13 Entrance by Combination, No Cylinder, for SVR Exit Device	863.00	863.00	832.00
<b>EKE1A2M</b>	2000 series, Metal keypad, Electronic TRIM Exit Device, Escutcheon with Lever, F13 Entrance by Combination, No Cylinder, for Mortise Exit Device	650.00	650.00	640.00
<b>EKE1B2R</b>	2000 series, Metal keypad, Electronic TRIM Exit Device with Cylinder, Escutcheon with Lever F13 Entrance by Combination or Key, with Cylinder, for RIM Exit Device	832.00	832.00	822.00



# Electronic Locks and Software - Standalone

## 2000 Series EKE Electronic Kestros Escutcheon Lever Trim



*EKE 1B (with cylinder) with metal keypad shown*

This is an electronic Kestros trim that is applicable to all 8900 and 9700 series exit devices.

EKE Electronic Trim	Description	Finish		
		606	622	626
<b>EKE1B2C</b>	2000 series, Metal keypad, Electronic TRIM Exit Device with Cylinder, Escutcheon with Lever F13 Entrance by Combination or Key, with Cylinder, for CVR Exit Device	953.00	953.00	893.00
<b>EKE1B2S</b>	2000 series, Metal keypad, Electronic TRIM Exit Device with Cylinder, Escutcheon with Lever F13 Entrance by Combination or Key, with Cylinder, for SVR Exit Device	1,045.00	1,045.00	1,014.00
<b>EKE1B2M</b>	2000 series, Metal keypad, Electronic TRIM Exit Device with Cylinder, Escutcheon with Lever F13 Entrance by Combination or Key, with Cylinder, for Mortise Exit Device	832.00	832.00	822.00

# Electronic Locks and Software - Standalone

## 5000 Series EKE Electronic Kestros Escutcheon Lever Trim



*EKE 1B (with cylinder) with Touchpad shown*

This is an electronic Kestros trim that is applicable to all 8900 and 9700 series exit devices.

EKE Electronic Trim	Description	Finish		
		606	622	626
<b>EKE1A5R-R</b>	5000 series, Touch Keypad, RFID & Wi-Fi, Electronic TRIM Exit Device, Escutcheon with Lever, F13 Entrance by Combination, No Cylinder, for RIM Exit Device	710.00	710.00	701.00
<b>EKE1A5R-C</b>	5000 series, Touch Keypad, RFID & Wi-Fi, Electronic TRIM Exit Device, Escutcheon with Lever, F13 Entrance by Combination, No Cylinder, for CVR Exit Device	832.00	832.00	771.00
<b>EKE1A5R-S</b>	5000 series, Touch Keypad, RFID & Wi-Fi, Electronic TRIM Exit Device, Escutcheon with Lever, F13 Entrance by Combination, No Cylinder, for SVR Exit Device	923.00	923.00	893.00
<b>EKE1A5R-M</b>	5000 series, Touch Keypad, RFID & Wi-Fi, Electronic TRIM Exit Device, Escutcheon with Lever, F13 Entrance by Combination, No Cylinder, for Mortise Exit Device	710.00	710.00	701.00

# Electronic Locks and Software - Standalone

## 5000 Series EKE Electronic Kestros Escutcheon Lever Trim



*EKE 1B (with cylinder) with Touchpad shown*

This is an electronic Kestros trim that is applicable to all 8900 and 9700 series exit devices.

EKE Electronic Trim	Description	Finish		
		606	622	626
<b>EKE1A5B-R</b>	5000 series, Touch Keypad, RFID & BLE, Electronic TRIM Exit Device, Escutcheon with Lever, F13 Entrance by Combination, No Cylinder, for RIM Exit Device	741.00	741.00	731.00
<b>EKE1A5B-C</b>	5000 series, Touch Keypad, RFID & BLE, Electronic TRIM Exit Device, Escutcheon with Lever, F13 Entrance by Combination, No Cylinder, for CVR Exit Device	863.00	863.00	802.00
<b>EKE1A5B-S</b>	5000 series, Touch Keypad, RFID & BLE, Electronic TRIM Exit Device, Escutcheon with Lever, F13 Entrance by Combination, No Cylinder, for SVR Exit Device	953.00	953.00	923.00
<b>EKE1A5B-M</b>	5000 series, Touch Keypad, RFID & BLE, Electronic TRIM Exit Device, Escutcheon with Lever, F13 Entrance by Combination, No Cylinder, for Mortise Exit Device	741.00	741.00	731.00

# Electronic Locks and Software - Standalone

## 5000 Series EKE Electronic Kestros Escutcheon Lever Trim



*EKE 1B (with cylinder) with Touchpad shown*

This is an electronic Kestros trim that is applicable to all 8900 and 9700 series exit devices.

EKE Electronic Trim	Description	Finish		
		606	622	626
<b>EKE1B5R-R</b>	5000 series, Touch Keypad, RFID & Wi-Fi, Electronic TRIM Exit Device, Escutcheon with Lever, F13 Entrance by Combination or Key, with Cylinder, for RIM Exit Device	893.00	893.00	882.00
<b>EKE1B5R-C</b>	5000 series, Touch Keypad, RFID & Wi-Fi, Electronic TRIM Exit Device, Escutcheon with Lever, F13 Entrance by Combination or Key, with Cylinder, for CVR Exit Device	1,014.00	1,014.00	953.00
<b>EKE1B5R-S</b>	5000 series, Touch Keypad, RFID & Wi-Fi, Electronic TRIM Exit Device, Escutcheon with Lever, F13 Entrance by Combination or Key, with Cylinder, for SVR Exit Device	1,107.00	1,107.00	1,077.00
<b>EKE1B5R-M</b>	5000 series, Touch Keypad, RFID & Wi-Fi, Electronic TRIM Exit Device, Escutcheon with Lever, F13 Entrance by Combination or Key, with Cylinder, for Mortise Exit Device	893.00	893.00	882.00

# Electronic Locks and Software - Standalone

## 5000 Series EKE Electronic Kestros Escutcheon Lever Trim



*EKE 1B (with cylinder) with Touchpad shown*

This is an electronic Kestros trim that is applicable to all 8900 and 9700 series exit devices.

EKE Electronic Trim	Description	Finish		
		606	622	626
<b>EKE1B5B-R</b>	5000 series, Touch Keypad, RFID & BLE, Electronic TRIM Exit Device, Escutcheon with Lever, F13 Entrance by Combination or Key, with Cylinder, for RIM Exit Device	923.00	923.00	914.00
<b>EKE1B5B-C</b>	5000 series, Touch Keypad, RFID & BLE, Electronic TRIM Exit Device, Escutcheon with Lever, F13 Entrance by Combination or Key, with Cylinder, for CVR Exit Device	1,045.00	1,045.00	985.00
<b>EKE1B5B-S</b>	5000 series, Touch Keypad, RFID & BLE, Electronic TRIM Exit Device, Escutcheon with Lever, F13 Entrance by Combination or Key, with Cylinder, for SVR Exit Device	1,137.00	1,137.00	1,107.00
<b>EKE1B5B-M</b>	5000 series, Touch Keypad, RFID & BLE, Electronic TRIM Exit Device, Escutcheon with Lever, F13 Entrance by Combination or Key, with Cylinder, for Mortise Exit Device	923.00	923.00	914.00

# Electronic Locks and Software - Standalone

## e-Smart 2000



e-Smart Series	Description	Finish		
		619	622	626
ES2T	Standard 12-key illuminated keypad offline deadbolt, 100 User codes and 5 service codes capacity per lock. Low battery warning. Programmable at the lock. 5 pin cylinder standard (SC), 6 pin (SC6) or high security cylinder optional. Mechanical key override.	692.00	692.00	692.00

Order string is as follows:  
[Series]-[Finish]-[Cylinder]

Example order: ES2T-622-SC

To view the full How to Order, visit [townsteel.com/documents/e-smart-2000-cut-sheet](http://townsteel.com/documents/e-smart-2000-cut-sheet)

\* Standard Schlage® 5-pin or 6-pin “C” keyway KIK cylinder; optional cylinders: SFIC6 and HS (High Security) are available at an additional charge

[1] All standard cylinders come with 6-pin Schlage® “C” keyway only. [2] MK, GMK, & GGMK are available at an additional charge. [3] All locks come with standard ANSI strike unless specified otherwise. [4] Prices based on F.O.B. City of Industry, CA. [5] Prices subject to change without notice.

# Electronic Locks and Software - Standalone

## e-Smart 4000



e-Smart Series	Description	Finish		
		619	622	626
<b>ES4T</b>	Illuminated touch keypad motorized deadbolt with 99 pin codes and 300 MIFARE RFID cards capacity. Including 2 RFID Key Cards and 2 RFID stickers. 5 pin cylinder standard (SC), 6 pin (SC6) or high security cylinder optional. Mechanical key override.	692.00	692.00	692.00

**Order string is as follows:**  
 [Series]-[Finish]-[Cylinder]

**Example order: ES4T-622-SC**

To view the full How to Order, visit [townsteel.com/documents/e-smart-4000-5000-cut-sheet](http://townsteel.com/documents/e-smart-4000-5000-cut-sheet)

\* Standard Schlage® 5-pin or 6-pin “C” keyway KIK cylinder; optional cylinders: SFIC6 and HS (High Security) are available at an additional charge

[1] All standard cylinders come with 6-pin Schlage® “C” keyway only. [2] MK, GMK, & GGMK are available at an additional charge. [3] All locks come with standard ANSI strike unless specified otherwise. [4] Prices based on F.O.B. City of Industry, CA. [5] Prices subject to change without notice.

# Electronic Locks and Software - Standalone

## e-Smart 5000BLE and e-Smart 5000RF



e-Smart Series	Description	Finish				
		605	619	622	625	626
<b>ES5RT</b>	Touch Keypad Smart Deadbolt, WiFi, with 99 pin codes, 300 MIFARE RFID cards capacity. Includes 2 RFID Key Cards and 2 RFID stickers.** 5 pin cylinder standard (SC), 6 pin (SC6) optional.	750.00	750.00	750.00	750.00	750.00
<b>ES5BT</b>	Touch Keypad Smart Deadbolt, Bluetooth, with 99 pin codes, 300 MIFARE RFID cards capacity. Including 2 RFID Key Cards and 2 RFID stickers. 5 pin cylinder standard (SC), 6 pin (SC6) optional.	750.00	750.00	750.00	750.00	750.00
<b>e-Smart Dummy</b>	Back to back dummy.	457.00	457.00	457.00	457.00	457.00

Order string is as follows:

[Series]-[Finish]-[Cylinder]

Example order: ES5BT-622-SC

To view the full How to Order, visit [townsteel.com/documents/e-smart-4000-5000-cut-sheet](https://www.townsteel.com/documents/e-smart-4000-5000-cut-sheet)

\* Standard Schlage® 5-pin or 6-pin "C" keyway KIK cylinder; optional cylinders: SFIC6 and HS (High Security) are available at an additional charge  
 \*\* Need to pair with Gateway WiFi to go online. Gateway for RF separately.

[1] All standard cylinders come with 6-pin Schlage® "C" keyway only. [2] MK, GMK, & GGMK are available at an additional charge. [3] All locks come with standard ANSI strike unless specified otherwise. [4] Prices based on F.O.B. City of Industry, CA. [5] Prices subject to change without notice.



# Electronic Locks and Software - Standalone

## Gateways



Gateways	Description	List Price
<b>GW-915</b>	(MTH5000-RF) WiFi gateway. MTH 5000 series online control will use WiFi (RF) which can be used to connect to the internet. Each gateway can connect to up to 26 devices if the device is within range.	255.00

[1] All standard cylinders come with 6-pin Schlage® "C" keyway only. [2] MK, GMK, & GGMK are available at an additional charge. [3] All locks come with standard ANSI strike unless specified otherwise. [4] Prices based on F.O.B. City of Industry, CA. [5] Prices subject to change without notice.

# Electronic Locks and Software - Standalone

## Key Fobs, Cards, and Stickers



Key fob(left), key card (middle), and sticker (right) shown

Key Fobs	Description	List Price
<b>MIFARE1 S50-KF-KW-11</b>	Black and white key fob	13.00
<b>MIFARE1 S50-KF-BW-11</b>	Blue and white key fob	13.00

Key Cards	Description	List Price
<b>MIFARE1 S50-TS</b>	56 mm x 28 mm red TownSteel RFID key card	11.00
<b>MIFARE1 MAXX</b>	MIFARE1 S50 white card EV1-S50-4B-ISO-1, white key card	11.00

Key Stickers	Description	List Price
<b>MIFARE1 S50-25MMC-TS</b>	25 mm diameter red TownSteel sticker with RFID chip	11.00

[1] All standard cylinders come with 6-pin Schlage® "C" keyway only. [2] MK, GMK, & GGK are available at an additional charge. [3] All locks come with standard ANSI strike unless specified otherwise. [4] Prices based on F.O.B. City of Industry, CA. [5] Prices subject to change without notice.

# Electronic Locks and Software - Access Control

## e-Elite 6000



*Quest lever shown*

e-Elite Series	Description	Finish		
		619	622	626
<b>EE61T</b>	e-Elite 6000 series motorized cylindrical lock with Maxx Access access control software; rigid trim*	932.00	932.00	932.00
<b>EE62T</b>	e-Elite 6000 series motorized cylindrical lock with Maxx Access access control software; clutched trim*	932.00	932.00	932.00

### Order string is as follows:

[Series][Lockbody]-[Lever][Handing][Finish]-[Cylinder]-[Backset]

**Example order: EE61T-SLH619-SC-R**

To view the full How to Order, visit [townsteel.com/documents/e-elite-6000-cut-sheet/](https://townsteel.com/documents/e-elite-6000-cut-sheet/)

\* Standard 6-pin KIK cylinder with Schlage® "C" keyway; other options include: SFIC, SLFIC, CLFIC, HS (High Security). Additional charge will apply.

[1] All standard cylinders come with 6-pin Schlage® "C" keyway only. [2] MK, GMK, & GGMK are available at an additional charge. [3] All locks come with standard ANSI strike unless specified otherwise. [4] Prices based on F.O.B. City of Industry, CA. [5] Prices subject to change without notice.

# Electronic Locks and Software - Access Control

## e-Kontos 6000



*e-Kontos 1A XADB with Sentinel lever shown*

e-Kontos 1A Series	Description	Finish	
		622	626
<b>EKO1A6R</b>	e-Kontos 1A series electronic mortise, rigid, no cylinder	1,277.00	1,277.00
<b>EKO1A6C</b>	e-Kontos 1A series electronic mortise, clutched, no cylinder	1,277.00	1,277.00
<b>EKO1A6X</b>	e-Kontos 1A series electronic mortise, automatic deadbolt, no cylinder	1,363.00	1,363.00

[1] All standard cylinders come with 6-pin Schlage® "C" keyway only. [2] MK, GMK, & GGMK are available at an additional charge. [3] All locks come with standard ANSI strike unless specified otherwise. [4] Prices based on F.O.B. City of Industry, CA. [5] Prices subject to change without notice.

# Electronic Locks and Software - Access Control

## e-Kontos 6000



*e-Kontos 1B XADB with Sentinel lever shown*

e-Kontos 1B Series	Description	Finish	
		622	626
<b>EKO1B6R</b>	e-Kontos 1B series electronic mortise, rigid, with cylinder*	1,310.00	1,310.00
<b>EKO1B6C</b>	e-Kontos 1B series electronic mortise, clutched, with cylinder*	1,310.00	1,310.00
<b>EKO1B6X</b>	e-Kontos 1B series electronic mortise, automatic deadbolt, with cylinder*	1,396.00	1,396.00

### Order string is as follows:

[Trim Series][Model Series][Lockbody][Lever][Handing]-[Finish]

**Example order: EKO1B6C-SLH-626**

To view the full How to Order, visit [townsteel.com/documents/e-kontos-cut-sheet](https://townsteel.com/documents/e-kontos-cut-sheet)

\* Any mortise cylinder can be used. Comes with standard Schlage® "C" keyway cylinder

[1] All standard cylinders come with 6-pin Schlage® "C" keyway only. [2] MK, GMK, & GGMK are available at an additional charge. [3] All locks come with standard ANSI strike unless specified otherwise. [4] Prices based on F.O.B. City of Industry, CA. [5] Prices subject to change without notice.

# Electronic Locks and Software - Access Control

## e-Cronus 6000



*e-Cronus 1A series with Essen Return lever shown*

e-Cronus 1A & 1B Series	Description	Finish	
		622	626
<b>ECR1A6R</b>	e-Cronus 1A series electronic mortise, rigid, no cylinder with black finish reader	1,213.00	1,213.00
<b>ECR1A6C</b>	e-Cronus 1A series electronic mortise, clutched, no cylinder with black finish reader	1,213.00	1,213.00
<b>ECR1A6X</b>	e-Cronus 1A series electronic mortise, automatic deadbolt, no cylinder with black finish reader	1,299.00	1,299.00
<b>ECR1B6R</b>	e-Cronus 1B series electronic mortise, rigid, with cylinder* and black finish reader	1,246.00	1,246.00
<b>ECR1B6C</b>	e-Cronus 1B series electronic mortise, clutched, with cylinder* and black finish reader	1,246.00	1,246.00
<b>ECR1B6X</b>	e-Cronus 1B series electronic mortise, automatic deadbolt, with cylinder* and black finish reader	1,332.00	1,332.00

\* Any mortise cylinder can be used. Comes with standard Schlage® "C" keyway cylinder

[1] All standard cylinders come with 6-pin Schlage® "C" keyway only. [2] MK, GMK, & GGMK are available at an additional charge. [3] All locks come with standard ANSI strike unless specified otherwise. [4] Prices based on F.O.B. City of Industry, CA. [5] Prices subject to change without notice.

# Electronic Locks and Software - Access Control

## e-Cronus 6000



*e-Cronus 2A series with Gala lever shown*

e-Cronus 2A Series	Description	Finish	
		622	626
<b>ECR2A6R</b>	e-Cronus 2A series electronic mortise, rigid, no cylinder with plated finish reader	1,254.00	1,254.00
<b>ECR2A6C</b>	e-Cronus 2A series electronic mortise, clutched, no cylinder with plated finish reader	1,254.00	1,254.00
<b>ECR2A6X</b>	e-Cronus 2A series electronic mortise, automatic deadbolt, no cylinder with plated finish reader	1,341.00	1,341.00

[1] All standard cylinders come with 6-pin Schlage® "C" keyway only. [2] MK, GMK, & GGMK are available at an additional charge. [3] All locks come with standard ANSI strike unless specified otherwise. [4] Prices based on F.O.B. City of Industry, CA. [5] Prices subject to change without notice.

# Electronic Locks and Software - Access Control

## e-Cronus 6000



*e-Cronus 2B XADB with  
Gala lever shown*

e-Cronus 2B Series	Description	Finish	
		622	626
<b>ECR2B6R</b>	e-Cronus 2B series electronic mortise, rigid, with cylinder* and black finish reader	1,288.00	1,288.00
<b>ECR2B6C</b>	e-Cronus 1B series electronic mortise, clutched, with cylinder* and black finish reader	1,288.00	1,288.00
<b>ECR2B6X</b>	e-Cronus 1B series electronic mortise, automatic deadbolt, with cylinder* and black finish reader	1,374.00	1,374.00

### Order string is as follows:

[Trim Series][Model Series][Lockbody]-[Lever][Handing]-[Finish]

**Example order: ECR2B6R-SRH-626**

To view the full How to Order, visit [townsteel.com/documents/e-cronus-cut-sheet](https://www.townsteel.com/documents/e-cronus-cut-sheet)

\* Any mortise cylinder can be used. Comes with standard Schlage® "C" keyway cylinder

[1] All standard cylinders come with 6-pin Schlage® "C" keyway only. [2] MK, GMK, & GGMK are available at an additional charge. [3] All locks come with standard ANSI strike unless specified otherwise. [4] Prices based on F.O.B. City of Industry, CA. [5] Prices subject to change without notice.



# Electronic Locks and Software - Access Control

## e-Trident 6000



*e-Trident 1A series with Essen Return lever shown*

e-Trident 1A & 1B Series	Description	Finish	
		622	626
<b>ETR1A6R</b>	e-Trident 1A series electronic mortise, rigid, no cylinder with oval reader	1,213.00	1,213.00
<b>ETR1A6C</b>	e-Trident 1A series electronic mortise, clutched, no cylinder with oval reader	1,213.00	1,213.00
<b>ETR1A6X</b>	e-Trident 1A series electronic mortise, automatic deadbolt, no cylinder with oval reader	1,299.00	1,299.00
<b>ETR1B6R</b>	e-Trident 1B series electronic mortise, rigid, with cylinder* and oval reader	1,246.00	1,246.00
<b>ETR1B6C</b>	e-Trident 1B series electronic mortise, clutched, with cylinder* and oval reader	1,246.00	1,246.00
<b>ETR1B6X</b>	e-Trident 1B series electronic mortise, automatic deadbolt, with cylinder* and oval reader	1,332.00	1,332.00

\* Any mortise cylinder can be used. Comes with standard Schlage® "C" keyway cylinder

[1] All standard cylinders come with 6-pin Schlage® "C" keyway only. [2] MK, GMK, & GGMK are available at an additional charge. [3] All locks come with standard ANSI strike unless specified otherwise. [4] Prices based on F.O.B. City of Industry, CA. [5] Prices subject to change without notice.

# Electronic Locks and Software - Access Control

## e-Trident 6000



*e-Trident 2A series with Essen Return lever shown*

e-Trident 2A Series	Description	Finish	
		622	626
<b>ETR2A6R</b>	e-Trident 2A series electronic mortise, rigid, no cylinder with plated finish reader	1,213.00	1,213.00
<b>ETR2A6C</b>	e-Trident 2A series electronic mortise, clutched, no cylinder with plated finish reader	1,213.00	1,213.00
<b>ETR2A6X</b>	e-Trident 2A series electronic mortise, automatic deadbolt, no cylinder with plated finish reader	1,299.00	1,299.00

[1] All standard cylinders come with 6-pin Schlage® "C" keyway only. [2] MK, GMK, & GGMK are available at an additional charge. [3] All locks come with standard ANSI strike unless specified otherwise. [4] Prices based on F.O.B. City of Industry, CA. [5] Prices subject to change without notice.

# Electronic Locks and Software - Access Control

## e-Trident 6000



*e-Trident 2B series with Essen Return lever shown*

e-Trident 2B Series	Description	Finish	
		622	626
<b>ETR2B6R</b>	e-Trident 2B series electronic mortise, rigid, with cylinder* and black finish reader	1,246.00	1,246.00
<b>ETR2B6C</b>	e-Trident 1B series electronic mortise, clutched, with cylinder* and black finish reader	1,246.00	1,246.00
<b>ETR2B6X</b>	e-Trident 1B series electronic mortise, automatic deadbolt, with cylinder* and black finish reader	1,332.00	1,332.00

### Order string is as follows:

[Trim Series][Model Series][Lockbody]-[Lever][Handing]-[Finish]

**Example order: ETR2B6R-SRH-626**

To view the full How to Order, visit [townsteel.com/documents/e-trident-how-to-order-2](https://townsteel.com/documents/e-trident-how-to-order-2)

\* Any mortise cylinder can be used. Comes with standard Schlage® "C" keyway cylinder

[1] All standard cylinders come with 6-pin Schlage® "C" keyway only. [2] MK, GMK, & GGMK are available at an additional charge. [3] All locks come with standard ANSI strike unless specified otherwise. [4] Prices based on F.O.B. City of Industry, CA. [5] Prices subject to change without notice.

# Electronic Locks and Software - Access Control

## e-Genius 6000



*Toggle (entry) function shown*

e-Genius Series	Description	Finish		
		619	622	626
<b>EG6T, 4" or 5-1/2"</b>	e-Genius 6000 Series Smart Interconnected, Schlage® C Keyway*, 4" or 5-1/2" deadbolt center to latch bolt center distance, includes privacy switch T = (Toggle) Entry function Uses Maxx Access software	958.00	958.00	958.00
<b>EG6S, 4" or 5-1/2"</b>	e-Genius 6000 Series Smart Interconnected, Schlage C Keyway*, 4" or 5-1/2" deadbolt center to latch bolt center distance, includes privacy switch S = Storeroom function Uses Maxx Access software	958.00	958.00	958.00

### Order string is as follows:

[Series][Model Number][Function]-[Lever][Handing][Finish]-[Lockbody]  
[Faceplates][Strike][Cylinder]

**Example order: EG6ST-SLH626-55WSC**

To view the full How to Order, visit [townsteel.com/documents/e-genius-2000-cut-sheet](https://townsteel.com/documents/e-genius-2000-cut-sheet)

[1] All standard cylinders come with 6-pin Schlage® "C" keyway only. [2] MK, GMK, & GGMK are available at an additional charge. [3] All interconnected locks come with full lip strike standard unless specified otherwise. ASA and T-strike are available upon request. [4] Prices based on F.O.B. City of Industry, CA. [5] Prices subject to change without notice.

# Electronic Locks and Software - Access Control

## 6000 Series EKE Electronic Kestros Escutcheon Lever Trim



EKE 1A (no cylinder) with Touchpad shown

This is an electronic Kestros trim that is applicable to all 8900 and 9700 series exit devices.

EKE Electronic Trim	Description	Finish		
		606	622	626
<b>EKE1A6R</b>	6000 series, RFID Technology, Electronic TRIM Exit Device, Escutcheon with Lever, F13 Entrance by Combination, No Cylinder, for RIM Exit Device	600.00	600.00	589.00
<b>EKE1A6C</b>	6000 series, RFID Technology, Electronic TRIM Exit Device, Escutcheon with Lever, F13 Entrance by Combination, No Cylinder, for CVR Exit Device	722.00	722.00	660.00
<b>EKE1A6S</b>	6000 series, RFID Technology, Electronic TRIM Exit Device, Escutcheon with Lever, F13 Entrance by Combination, No Cylinder, for SVR Exit Device	812.00	812.00	782.00
<b>EKE1A6M</b>	6000 series, RFID Technology, Electronic TRIM Exit Device, Escutcheon with Lever, F13 Entrance by Combination, No Cylinder, for Mortise Exit Device	600.00	600.00	589.00
<b>EKE1B6R</b>	6000 series, RFID Technology, Electronic TRIM Exit Device with Cylinder, Escutcheon with Lever F13 Entrance by Combination or Key, with Cylinder, for RIM Exit Device	782.00	782.00	771.00

[1] Prices based on F.O.B. City of Industry, CA. [2] Prices subject to change without notice.

# Electronic Locks and Software - Access Control

## 6000 Series EKE Electronic Kestros Escutcheon Lever Trim



EKE 1A (no cylinder) with Touchpad shown

This is an electronic Kestros trim that is applicable to all 8900 and 9700 series exit devices.

EKE Electronic Trim	Description	Finish		
		606	622	626
<b>EKE1B6C</b>	6000 series, RFID Technology, Electronic TRIM Exit Device with Cylinder, Escutcheon with Lever F13 Entrance by Combination or Key, with Cylinder, for CVR Exit Device	903.00	903.00	843.00
<b>EKE1B6S</b>	6000 series, RFID Technology, Electronic TRIM Exit Device with Cylinder, Escutcheon with Lever F13 Entrance by Combination or Key, with Cylinder, for SVR Exit Device	995.00	995.00	965.00
<b>EKE1B6M</b>	6000 series, RFID Technology, Electronic TRIM Exit Device with Cylinder, Escutcheon with Lever F13 Entrance by Combination or Key, with Cylinder, for Mortise Exit Device	782.00	782.00	771.00

[1] All standard cylinders come with 6-pin Schlage® "C" keyway only. [2] Cylinder functions are available with the standard Schlage "C" keyway, Small Format 7-pin less core, LFIC Schlage / Corbin Russwin® less core, or L7 High Security cylinder with TownSteel "L" keyway. [3] MK, GMK, & GGMK are available at an additional charge. [4] All locks come with standard ANSI strike unless specified otherwise. [5] Prices based on F.O.B. City of Industry, CA. [6] Prices subject to change without notice.

# Electronic Locks and Software - Access Control

## e-Smart 6000



e-Smart Series	Description	Finish		
		619	622	626
<b>ES6T</b>	e-Smart 6000 series motorized deadbolt lock; pairs with and is programmable through TownSteel's Maxx Access system 5 pin cylinder standard (SC), 6 pin (SC6) optional. Includes 2000 event audit trail.	750.00	750.00	750.00

**Order string is as follows:**  
[Series]-[Finish]-[Cylinder]

**Example order: ES6T-626-SC**

To view the full How to Order, visit [townsteel.com/documents/e-smart-6000-cut-sheet](https://townsteel.com/documents/e-smart-6000-cut-sheet)

\* Standard Schlage® 5-pin or 6-pin "C" keyway KIK cylinder; optional cylinders: SFIC6 and HS (High Security) are available at an additional charge

[1] All standard cylinders come with 6-pin Schlage® "C" keyway only. [2] MK, GMK, & GGMK are available at an additional charge. [3] All locks come with standard ANSI strike unless specified otherwise. [4] Prices based on F.O.B. City of Industry, CA. [5] Prices subject to change without notice.

# Electronic Locks and Software - Access Control

## Maxx Access Software

Designed to enhance user experience and site-wide security, our Maxx Access access control system is a complete offline access management solution – perfect for everything from multi-housing and apartments to long-term living facilities.

Available with a wide variety of locks, readers, and controllers. Please note that Maxx Access software is only available on 6000 series devices.

Software	Description	List Price
<b>RFID Software</b>	Maxx Access RFID Software	2,332.00
<b>System Training</b>	System Training	3,858.00 net

[1] All standard cylinders come with 6-pin Schlage® "C" keyway only. [2] MK, GMK, & GGMK are available at an additional charge. [3] All locks come with standard ANSI strike unless specified otherwise. [4] Prices based on F.O.B. City of Industry, CA. [5] Prices subject to change without notice.



# Electronic Locks and Software - Access Control

## Programmers



TEC DLP6 (left) and TEC KPS6 (right) shown

Programmers	Description	List Price
<b>TEC DLP6</b>	Door lock programmer	2,530.00
<b>TEC KPS6</b>	Keycard programmer	999.00

[1] All standard cylinders come with 6-pin Schlage® "C" keyway only. [2] MK, GMK, & GGMK are available at an additional charge. [3] All locks come with standard ANSI strike unless specified otherwise. [4] Prices based on F.O.B. City of Industry, CA. [5] Prices subject to change without notice.

# Electronic Locks and Software - Access Control

## Readers



**RD400-485**



**RD328-485**



**RCR-C**



**RCR-T1**



**RCR-T2**

Readers	Description	List Price
<b>RD400-485</b>	Reader	615.00
<b>RD328-485</b>	Reader	615.00
<b>RCR-C</b>	Reader	615.00
<b>TS RCR-T1-5000RF</b>	Reader	615.00
<b>TS RCR-T2</b>	Reader	615.00
<b>TS-RD-5000-RF</b>	RFID wall reader for 5000 series WiFi enabled devices	721.00
<b>TS-RD-5000-BLE</b>	Touch keypad with 450 PIN codes / RFID keycards and BLE capability with the TSE Home mobile app	721.00

[1] All standard cylinders come with 6-pin Schlage® "C" keyway only. [2] MK, GMK, & GGMK are available at an additional charge. [3] All locks come with standard ANSI strike unless specified otherwise. [4] Prices based on F.O.B. City of Industry, CA. [5] Prices subject to change without notice.

# Electronic Locks and Software - Access Control

## Controllers



*AC4 Access Control unit shown*

Controllers	Description	List Price
<b>AC4</b>	4 door access control	2,385.00
<b>EC16</b>	Elevator control	2,836.00

[1] All standard cylinders come with 6-pin Schlage® "C" keyway only. [2] MK, GMK, & GGMK are available at an additional charge. [3] All locks come with standard ANSI strike unless specified otherwise. [4] Prices based on F.O.B. City of Industry, CA. [5] Prices subject to change without notice.

# Electronic Locks and Software - Access Control

## Key Fobs and Cards



*MIFARE- S50-KF-KW-11 shown*

Key Fobs	Description	List Price
<b>MIFARE1 MAXX</b>	MIFARE1 S50 white card EV1-S50-4B-ISO-1; must be used with Maxx Access software	11.00
<b>MIFARE1 S50-KF-KW-11</b>	Black and white key fob for Maxx Access system	13.00
<b>MIFARE1 S50-KF-BW-11</b>	Blue and white key fob for Maxx Access system	13.00

[1] All standard cylinders come with 6-pin Schlage® "C" keyway only. [2] MK, GMK, & GGMK are available at an additional charge. [3] All locks come with standard ANSI strike unless specified otherwise. [4] Prices based on F.O.B. City of Industry, CA. [5] Prices subject to change without notice.

---

# Cylinders and Keying

---

CYLINDERS AND KEYING	PAGE
Cylinders and Keying - Cylinders.....	270
Mortise Cylinders.....	270
High Security Cylinders.....	271
Rim Cylinders.....	272
Cylinder Housings.....	273
Interchangeable Cores.....	275
Cylinder Parts.....	276
Cylinders and Keying - Keying Charges.....	278
Commercial Keying Charges.....	278
Interchangeable Core Keying Charges.....	279
Residential Keying Charges.....	280
High Security Cylinder Keying Charges.....	281

# Cylinders and Keying - Cylinders

## Mortise Cylinders



6-pin cylinder shown

Mortise Cylinders	Description	Finish					
		605	606	622	625	626	630
<b>4036SC</b>	1-1/4" mortise cylinder, Schlage® "C" keyway	38.00	38.00	45.00	38.00	38.00	45.00
<b>4046SC</b>	1-3/8" mortise cylinder, Schlage "C" keyway	47.00	47.00	—	47.00	47.00	47.00
<b>4056SC</b>	1-1/2" mortise cylinder, Schlage "C" keyway	47.00	47.00	—	47.00	47.00	—
<b>4066SC</b>	1-5/8" mortise cylinder, Schlage "C" keyway	63.00	63.00	—	63.00	63.00	—

[1] All standard cylinders come with 6-pin Schlage® "C" keyway only. [2] MK, GMK, & GGMK are available at an additional charge. [3] All locks come with standard ANSI strike unless specified otherwise. [4] Prices based on F.O.B. City of Industry, CA. [5] Prices subject to change without notice.

# Cylinders and Keying - Cylinders

## High Security Cylinders



*6-pin cylinder shown*

High Security Cylinders	Description	Finish					
		605	606	622	625	626	630
<b>TS11 9830-0B</b>	1-3/8" high security mortise cylinder, 6-pin, 0-bitted	105.00	—	—	—	105.00	—
<b>TS11 9840-0B</b>	1-1/2" high security mortise cylinder, 6-pin, 0-bitted	105.00	—	—	—	105.00	—
<b>TS11 9860-0B</b>	1-3/4" high security mortise cylinder, 6-pin, 0-bitted	105.00	—	—	—	105.00	—
<b>TS11 8860-626</b>	High security KIK cylinder, 0-bitted	—	—	—	—	295.00	—

[1] All standard cylinders come with 6-pin Schlage® "C" keyway only. [2] MK, GMK, & GGK are available at an additional charge. [3] All locks come with standard ANSI strike unless specified otherwise. [4] Prices based on F.O.B. City of Industry, CA. [5] Prices subject to change without notice.

# Cylinders and Keying - Cylinders

## Rim Cylinders



*6-pin rim cylinder shown*

Rim Cylinders	Description	Finish					
		605	606	622	625	626	630
<b>TS1 4026-RIMSC</b>	1-1/8" rim cylinder, Schlage "C" keyway	—	—	—	—	73.00	—

[1] All standard cylinders come with 6-pin Schlage® "C" keyway only. [2] MK, GMK, & GGMK are available at an additional charge. [3] All locks come with standard ANSI strike unless specified otherwise. [4] Prices based on F.O.B. City of Industry, CA. [5] Prices subject to change without notice.



# Cylinders and Keying - Cylinders

## Cylinder Housings



*SFIC Housing shown*


Regular IC Housing	Description	Finish					
		605	606	622	625	626	630
<b>4036I</b>	1-1/4" IC mortise housing (less core), 6 pin, small format	38.00	38.00	42.00	38.00	38.00	—
<b>4046I</b>	1-3/8" IC mortise housing (less core), 6 pin, small format	52.00	52.00	52.00	52.00	52.00	—
<b>4056I</b>	1-1/2" IC mortise housing (less core), 6 pin, small format	53.00	53.00	53.00	53.00	53.00	—
<b>4066I</b>	1-5/8" IC mortise housing (less core), 6 pin, small format	59.00	59.00	59.00	59.00	59.00	—
<b>5056I</b>	1-1/2" mortise housing (less core), Schlage® large format	73.00	73.00	—	73.00	73.00	—

High Security Housing	Description	Finish					
		605	606	622	625	626	630
<b>TS11 7831</b>	1-1/2" High security SFIC housing	—	—	—	—	105.00	—

[1] All standard cylinders come with 6-pin Schlage® "C" keyway only. [2] MK, GMK, & GGK are available at an additional charge. [3] All locks come with standard ANSI strike unless specified otherwise. [4] Prices based on F.O.B. City of Industry, CA. [5] Prices subject to change without notice.

# Cylinders and Keying - Cylinders

## Cylinder Housings



*SFIC Housing shown*

Rim Housing	Description	Finish					
		605	606	622	625	626	630
<b>TS1 ICR6</b>	1-1/2" IC rim housing (less core), 6-pin, small format	—	—	—	—	73.00	—
<b>TS1 ICR7</b>	1-1/2" IC rim housing (less core), 7-pin, small format	—	—	—	—	73.00	73.00
<b>TS1 ISCR6</b>	1-1/2" IC rim housing, 6-pin, large format	—	—	—	—	73.00	—

High Security Rim Housing	Description	Finish					
		605	606	622	625	626	630
<b>TS11 7820</b>	High security SFIC rim housing	—	—	—	—	105.00	—

[1] All standard cylinders come with 6-pin Schlage® "C" keyway only. [2] MK, GMK, & GGMK are available at an additional charge. [3] All locks come with standard ANSI strike unless specified otherwise. [4] Prices based on F.O.B. City of Industry, CA. [5] Prices subject to change without notice.

# Cylinders and Keying - Cylinders

## Interchangeable Cores



IC Core shown

Mortise IC Core	Description	Finish					
		605	606	622	625	626	630
<b>TS2 6000</b>	Small format 6-pin IC core, Best® keyway (uncombined)	—	40.00	—	—	40.00	—
<b>TS2 7000</b>	Small format 7-pin IC core, Best keyway (uncombined)	—	49.00	—	—	49.00	—
<b>TS1LFICSC26DB1</b>	6-pin SLFIC Schlage® large format, 1 bit	—	—	—	—	87.00	—

High Security IC Core	Description	Finish					
		605	606	622	625	626	630
<b>TS11 7870-0B</b>	High security 7-pin SFIC core, 0-bitted	—	—	—	—	92.00	—

[1] All standard cylinders come with 6-pin Schlage® "C" keyway only. [2] MK, GMK, & GGMK are available at an additional charge. [3] All locks come with standard ANSI strike unless specified otherwise. [4] Prices based on F.O.B. City of Industry, CA. [5] Prices subject to change without notice.

# Cylinders and Keying - Cylinders

## Cylinder Parts



TS standard butterfly cam shown

Please consult factory for other types of cams. Models with no pricing listed may be available upon request; please consult factory about availability.

Cams	Description	Finish							
		605	606	612	622	626	629	630	No Finish
<b>TS Cam</b>	TS standard butterfly cam	—	—	—	—	—	—	—	8.00

Cylinder Rings	Description	Finish							
		605	606	612	622	626	629	630	No Finish
<b>S8333</b>	Cylinder ring for 1-1/4" cylinder	28.00	28.00	—	—	28.00	28.00	28.00	—
<b>S8233</b>	Cylinder ring for 1-3/8" to 1-1/2" cylinder	28.00	28.00	31.00	31.00	28.00	28.00	28.00	—
<b>S8239</b>	Cylinder ring for 1-1/2" to 1-5/8" cylinder	28.00	28.00	—	—	28.00	28.00	28.00	—
<b>S8234</b>	Cylinder ring for 1-1/4" cylinder	28.00	28.00	—	—	28.00	28.00	28.00	—

[1] All standard cylinders come with 6-pin Schlage® "C" keyway only. [2] MK, GMK, & GGMK are available at an additional charge. [3] All locks come with standard ANSI strike unless specified otherwise. [4] Prices based on F.O.B. City of Industry, CA. [5] Prices subject to change without notice.

# Cylinders and Keying - Cylinders

## Cylinder Parts



*TS standard butterfly cam shown*

Prices shown below are net prices\* only.

Side Pins	Description	Finishes
		No Finish
<b>TS11 5810</b>	Side pin #1 for high security mortise cylinder	17.00 / 10 pcs
<b>TS11 5830</b>	Side pin #3 for high security mortise cylinder	17.00 / 10 pcs
<b>TS11 5871</b>	Side pin #1 for high security SFIC core	17.00 / 10 pcs
<b>TS11 5873</b>	Side pin #3 for high security SFIC core	17.00 / 10 pcs

Blank Keys	Description	Finishes
		No Finish
<b>TS11 6810</b>	High security key blank, 6-pin, square bow	7.00
<b>TS11 6820</b>	High security key blank for SFIC, 7-pin, square bow	7.00

\* No discounts allowed on net prices.

[1] All standard cylinders come with 6-pin Schlage® "C" keyway only. [2] MK, GMK, & GGK are available at an additional charge. [3] All locks come with standard ANSI strike unless specified otherwise. [4] Prices based on F.O.B. City of Industry, CA. [5] Prices subject to change without notice.

# Cylinders and Keying - Keying Charges

## Commercial Keying Charges



Please note regular key and master key are **not** included.

Keying Part Number	Description	Price
TLBR100	Keyed Alike (KA)	25.00
TLBR200	Master Keying (MK)	25.00
TLBR300	Cut key charge	10.00
TLBR400	Key stamping charge	6.00

[1] All standard cylinders come with 6-pin Schlage® "C" keyway only. [2] MK, GMK, & GGMK are available at an additional charge. [3] All locks come with standard ANSI strike unless specified otherwise. [4] Prices based on F.O.B. City of Industry, CA. [5] Prices subject to change without notice.

# Cylinders and Keying - Keying Charges

## Interchangeable Core Keying Charges



Please note regular key, master key, and control key are **not** included.

Keying Part Number	Description	Price
<b>TLBR300</b>	Cut key charge	13.00
<b>TLBR400</b>	Key stamping charge	6.00
<b>TLBR600</b>	IC keying charge	33.00

[1] All standard cylinders come with 6-pin Schlage® "C" keyway only. [2] MK, GMK, & GGMK are available at an additional charge. [3] All locks come with standard ANSI strike unless specified otherwise. [4] Prices based on F.O.B. City of Industry, CA. [5] Prices subject to change without notice.

# Cylinders and Keying - Keying Charges

## Residential Keying Charges



Keying Part Number	Description	Price
<b>TLBR100RES</b>	Keyed Alike (KA) charge - residential	25.00
<b>TLBR200RES</b>	Master Key (MK) charge - residential	25.00
<b>TLBR300RES</b>	Cut key charge - residential	10.00
<b>TLBR400RES</b>	Stamping charge - residential	6.00
<b>TLBR500RES</b>	Construction Key charge - residential	25.00

[1] All standard cylinders come with 6-pin Schlage® "C" keyway only. [2] MK, GMK, & GGK are available at an additional charge. [3] All locks come with standard ANSI strike unless specified otherwise. [4] Prices based on F.O.B. City of Industry, CA. [5] Prices subject to change without notice.



# Cylinders and Keying - Keying Charges

## High Security Cylinder Keying Charges



Please note master key is **not** included. Prices shown below are net prices\* only.

Keying Part Number	Description	Price
<b>KA</b>	Keyed Alike	7.00 / cylinder
<b>MK</b>	Master Keying	10.00 / cylinder
<b>GMK</b>	Grand Master Keying	10.00 / cylinder
<b>CMK</b>	Construction Master Keying	10.00 / cylinder
<b>Key Stamping</b>	Key stamping	1.00 / key
<b>DND</b>	Do not duplicate	1.00 / key
<b>Extra Cut Key</b>	Extra cut key	4.00 / key

\* No discounts allowed on net prices.

[1] All standard cylinders come with 6-pin Schlage® "C" keyway only. [2] MK, GMK, & GGMK are available at an additional charge. [3] All locks come with standard ANSI strike unless specified otherwise. [4] Prices based on F.O.B. City of Industry, CA. [5] Prices subject to change without notice.

---

# Door Closers

---

DOOR CLOSERS	PAGE
Door Closers - Closers .....	283
TDC 40 Grade 1 Heavy Duty Door Closer .....	283
TDC 85 Grade 1 Door Closer .....	285
TDC 70 Grade 1 Door Closer .....	287
TDC 90 Grade 1 Door Closer .....	288
TDC 53 / 54 Grade 3 Door Closer .....	289
BAA Door Closers .....	290
Door Closers - Accessories .....	292
TDC Closer Arms and Covers .....	292
TDC Closer Plates .....	294

# Door Closers - Closers

## TDC 40 Grade 1 Heavy Duty Door Closer



4 units per case. CUSH and HCUSH closers are 3 units per case.

TDC 40*	Description	Finish		
		Aluminum	Black	Duro
<b>TDC 40-1</b>	Standard tri-packed arm	311.00	311.00	311.00
<b>TDC 40-HOA-1</b>	Friction hold open arm	384.00	384.00	384.00
<b>TDC 40-CUSH-1</b>	CUSH parallel arm	391.00	391.00	391.00
<b>TDC 40-HCUSH-1</b>	Hold open CUSH parallel arm	402.00	402.00	402.00
<b>TDC 40-SCUSH-1</b>	Spring CUSH parallel arm	392.00	392.00	392.00

\* Delayed Action cylinder is also available

[1] Prices based on F.O.B. City of Industry, CA. [2] Prices subject to change without notice.

# Door Closers - Closers

## TDC 40 Grade 1 Heavy Duty Door Closer



4 units per case. CUSH and HCUSH closers are 3 units per case.

TDC 40*	Description	Finish		
		Aluminum	Black	Duro
<b>TDC 40-SHCUSH-1</b>	Spring hold open CUSH arm	401.00	401.00	401.00
<b>TDC 40-EDA-1</b>	Extra heavy duty parallel arm	334.00	334.00	334.00
<b>TDC 40-HEDA-1</b>	Hold open extra heavy duty parallel arm	401.00	401.00	401.00
<b>TDC 40T-1</b>	Heavy duty slide track arm	401.00	401.00	401.00

**Order string is as follows:**

**[Series]-[Cylinder Type]-[Arm Type]-[Finish]**

**Example order: TDC 40-EDA-AL-1**

To view the full How to Order, visit [townsteel.com/documents/tdc40-how-to-order](https://www.townsteel.com/documents/tdc40-how-to-order)

\* Delayed Action cylinder is also available

[1] Prices based on F.O.B. City of Industry, CA. [2] Prices subject to change without notice.

# Door Closers - Closers

## TDC 85 Grade 1 Door Closer



6 units per case.

TDC 85*	Description	Finish		
		Aluminum	Black	Duro
<b>TDC 85-1</b>	Standard tri-packed arm	184.00	184.00	184.00
<b>TDC 85-HOA-1</b>	Friction hold open arm	244.00	244.00	244.00
<b>TDC 85-CUSH-1</b>	CUSH parallel arm	253.00	253.00	253.00
<b>TDC 85-HCUSH-1</b>	Hold open CUSH parallel arm	272.00	272.00	272.00
<b>TDC 85-SCUSH-1</b>	Spring CUSH parallel arm	253.00	253.00	253.00

\* Delayed Action and Barrier Free cylinders are also available

[1] Prices based on F.O.B. City of Industry, CA. [2] Prices subject to change without notice.

# Door Closers - Closers

## TDC 85 Grade 1 Door Closer



6 units per case.

TDC 85*	Description	Finish		
		Aluminum	Black	Duro
<b>TDC 85-SHCUSH-1</b>	Spring hold open CUSH arm	253.00	253.00	253.00
<b>TDC 85-EDA-1</b>	Extra heavy duty parallel arm	209.00	209.00	209.00
<b>TDC 85-HEDA-1</b>	Hold open extra heavy duty parallel arm	272.00	272.00	272.00
<b>TDC 85-T-1</b>	Heavy duty slide track arm	272.00	272.00	272.00

**Order string is as follows:**

[Series]-[Cylinder Type]-[Arm Type]-[Finish]-[BAA]

**Example order: TDC 85-CUSH-AL**

To view the full How to Order, visit [townsteel.com/documents/tdc85-how-to-order](https://www.townsteel.com/documents/tdc85-how-to-order)

\* Delayed Action and Barrier Free cylinders are also available

[1] Prices based on F.O.B. City of Industry, CA. [2] Prices subject to change without notice.

# Door Closers - Closers

## TDC 70 Grade 1 Door Closer



6 units per case.

TDC 70*	Description	Finish		
		Aluminum	Black	Duro
<b>TDC 70-1</b>	Standard tri-packed arm	176.00	176.00	176.00
<b>TDC 70-HOA-1</b>	Friction hold open arm	235.00	235.00	235.00
<b>TDC 70-CUSH-1</b>	CUSH parallel arm	252.00	252.00	252.00
<b>TDC 70-HCUSH-1</b>	Hold open CUSH parallel arm	264.00	264.00	264.00
<b>TDC 70T-1</b>	Heavy duty slide track arm	284.00	284.00	284.00

**Order string is as follows:**

[Series]-[Cylinder Type]-[Arm Type]-[Finish]-[BAA]

**Example order: TDC 70-AL-1**

To view the full How to Order, visit [townsteel.com/documents/tdc70-how-to-order](https://townsteel.com/documents/tdc70-how-to-order)

\* Delayed Action and Barrier Free cylinders are also available

[1] Prices based on F.O.B. City of Industry, CA. [2] Prices subject to change without notice.

# Door Closers - Closers

## TDC 90 Grade 1 Door Closer



10 units per case.

TDC 90*	Description	Finish		
		Aluminum	Black	Duro
<b>TDC 90-1</b>	Standard tri-packed arm	147.00	147.00	147.00

Order string is as follows:

[Series]-[Finish]

Example order: TDC 90-AL-1

To view the full How to Order, visit [townsteel.com/documents/tdc90-how-to-order](https://www.townsteel.com/documents/tdc90-how-to-order)

\* Barrier Free cylinder is also available

[1] Prices based on F.O.B. City of Industry, CA. [2] Prices subject to change without notice.



# Door Closers - Closers

## TDC 53 / 54 Grade 3 Door Closer



TDC53 shown

10 units per case.

TDC 50	Description	Finish	
		Aluminum	Duro
<b>TDC 53-1</b>	Standard tri-packed arm; fixed to size 3	119.00	119.00
<b>TDC 54-1</b>	Standard tri-packed arm; fixed to size 4	128.00	128.00

Order string is as follows:  
[Series]-[Finish]

Example order: TDC 54-AL-1

To view the full How to Order, visit [townsteel.com/documents/tdc40-how-to-order](https://townsteel.com/documents/tdc40-how-to-order) or [townsteel.com/documents/tdc54-how-to-order](https://townsteel.com/documents/tdc54-how-to-order)

[1] Prices based on F.O.B. City of Industry, CA. [2] Prices subject to change without notice.

# Door Closers - Closers

## BAA Door Closers



TDC40 shown

4 units per case. CUSH and HCUSH closers are 3 units per case.

TDC 40 BAA	Description	Finish	
		Aluminum	Duro
<b>TDC 40</b>	Standard tri-packed arm	379.00	379.00
<b>TDC 40-DA</b>	Delayed action cylinder with standard tri-packed arm	394.00	394.00
<b>TDC 40-HOA</b>	Friction hold open arm	455.00	455.00
<b>TDC 40-CUSH</b>	CUSH parallel arm	477.00	477.00
<b>TDC 40-HCUSH</b>	Hold open CUSH parallel arm	507.00	507.00

6 units per case.

TDC 85 BAA	Description	Finish	
		Aluminum	Duro
<b>TDC 85</b>	Adjustable standard tri-packed arm	270.00	270.00
<b>TDC 85-DA</b>	Delayed action cylinder with standard tri-packed arm	285.00	285.00
<b>TDC 85-HOA</b>	Friction hold open arm	346.00	346.00
<b>TDC 85-CUSH</b>	CUSH parallel arm	370.00	370.00

[1] Prices based on F.O.B. City of Industry, CA. [2] Prices subject to change without notice.

# Door Closers - Closers

## BAA Door Closers



TDC40 shown

6 units per case.

TDC 85 BAA	Description	Finish	
		Aluminum	Duro
<b>TDC 85-HCUSH</b>	Hold open CUSH parallel arm	398.00	398.00


6 units per case.

TDC 70 BAA	Description	Finish	
		Aluminum	Duro
<b>TDC 70</b>	Standard tri-packed arm	257.00	257.00
<b>TDC 70-DA</b>	Delayed action cylinder with standard tri-packed arm	275.00	275.00
<b>TDC 70-HOA</b>	Friction hold open arm	331.00	331.00
<b>TDC 70-CUSH</b>	CUSH parallel arm	355.00	355.00
<b>TDC 70-HCUSH</b>	Hold open CUSH parallel arm	384.00	384.00

[1] Prices based on F.O.B. City of Industry, CA. [2] Prices subject to change without notice.

# Door Closers - Accessories

## TDC Closer Arms and Covers



*TDC40 SCUSH arm shown*

Closer accessories purchased separately are priced with a 50% discount only.

TDC ARM	Description	Finish	
		AL	DU
<b>TDC ARM-01</b>	Friction Hold Open Arm (for TDC70)	89.00	89.00
<b>TDC ARM-01-40</b>	Friction Hold Open Arm (for TDC40)	103.00	103.00
<b>TDC ARM-01-85</b>	Friction Hold Open Arm (for TDC85)	89.00	89.00
<b>TDC ARM-02</b>	Cush Parallel Arm (for TDC70)	93.00	93.00
<b>TDC ARM-02-40</b>	Cush Parallel Arm (for TDC 40)	107.00	107.00
<b>TDC ARM-02-85</b>	Cush Parallel Arm (for TDC 85)	93.00	93.00
<b>TDC ARM-03</b>	Cush-N-Stop Armset (for TDC70)	96.00	96.00
<b>TDC ARM-03-40</b>	Cush-N-Stop Armset (for TDC 40)	111.00	111.00
<b>TDC ARM-03-85</b>	Cush-N-Stop Armset (for TDC 85)	96.00	96.00
<b>TDC ARM-04</b>	Track Armset (Only for TDC70 & TDC85, not TDC40)	112.00	112.00
<b>TDC ARM-04-4</b>	EDA Arm (for TDC 40)*	129.00	129.00

\* For aluminum closer only

[1] Prices based on F.O.B. City of Industry, CA. [2] Prices subject to change without notice.

# Door Closers - Accessories

## TDC Closer Arms and Covers



TDC40 SCUSH arm shown

Closer accessories purchased separately are priced with a 50% discount only.

TDC ARM	Description	Finish	
		AL	DU
<b>TDC BLADE-40</b>	Door Closer Blade for all models, For TDC-40 Only	42.00	42.00
<b>TDC BLADE-85</b>	Door Closer Blade for all other models (TDC-70 / 85 / 90 / 53 / 54)	37.00	37.00

TDC Cover	Description	Finish		
		AL	BL	DU
<b>TDC 40 Cover</b>	Cover only for TDC 40	66.00	66.00	66.00
<b>TDC 70 Cover</b>	Cover only for TDC 70	50.00	50.00	50.00
<b>TDC 85 Cover</b>	Cover only for TDC 85	55.00	—	—

[1] Prices based on F.O.B. City of Industry, CA. [2] Prices subject to change without notice.

# Door Closers - Accessories

## TDC Closer Plates



*TPDC-718-AL drop plate shown*

Closer accessories purchased separately are priced with a 50% discount only.

TPDC Plates	Description	Finish	
		AL	DU
<b>TPDC-718</b>	Drop Plate (where top rail less than 3 3/4") (for TDC40)	46.00	46.00
<b>TPDC-718G</b>	Top Jamb Drop Plate (requires 1 3/4" minimum head frame) (for TDC 40)	46.00	46.00
<b>TPDC-718TJ</b>	Top Jamb Drop Plate (where face is less than 3 1/2") (for TDC 40)	46.00	46.00
<b>TPDC-718PA</b>	Parallel Arm Mounting Plate (for TDC 40)	46.00	46.00

TDC70 Drop Plates	Description	Finish	
		AL	DU
<b>TDC70-DP</b>	Drop Plate (for pull side, where mounting surface height is less than 3-1-2")	40.00	40.00
<b>TDC70-DPPA</b>	Drop Plate (for push side parallel arm, mounting surface height is less than 4-3/4")	45.00	45.00

[1] Prices based on F.O.B. City of Industry, CA. [2] Prices subject to change without notice.

# Door Closers - Accessories

## TDC Closer Plates



*TPDC-718-AL drop plate shown*

Closer accessories purchased separately are priced with a 50% discount only.

TDC85 Drop Plates	Description	Finish	
		AL	DU
<b>TDC85-DP</b>	Drop Plate (for mounting surface when clearance or mounting surface dimensions are limited) Required for top jamb mounting where head frame is less than 1-3/4" (44 mm) or flush ceiling conditions exist.	40.00	40.00
<b>TDC85-DPPA</b>	Drop Plate (for parallel arm installation where a narrow top rail prevents direct mounting) Required for parallel arm mounting where top rail is less than 4-3/8" (111 mm), measured from the stop.	45.00	45.00

TDC90 Drop Plates	Description	Finish	
		AL	DU
<b>TDC90-NDP</b>	Drop Plate for TDC 90, for Top Jamb and standard application	45.00	45.00

[1] Prices based on F.O.B. City of Industry, CA. [2] Prices subject to change without notice.

# Case Quantities

All products in this section are stocked and must be ordered in case quantities

CDC-1 Grade 1 Cylindrical (Sentinel / Quest / Gala)	Functions	Quantity per Case	Weight	List Price per Case
<b>CDC-1-75 (626)</b>	Passage	6	30 lbs.	1,234.00
<b>CDC-1-76 (626)</b>	Privacy	6	30 lbs.	1,476.00
<b>CDC-1-84 (626)</b>	Classroom	6	30 lbs.	1,755.00
<b>CDC-1-86 (626)</b>	Storeroom	6	30 lbs.	1,552.00
<b>CDC-1-109 (626)</b>	Entry	6	30 lbs.	1,552.00
<b>CDC-1-75 (622)</b>	Passage	6	30 lbs.	1,304.00
<b>CDC-1-76 (622)</b>	Privacy	6	30 lbs.	1,552.00
<b>CDC-1-84 (622)</b>	Classroom	6	30 lbs.	1,819.00
<b>CDC-1-86 (622)</b>	Storeroom	6	30 lbs.	1,628.00
<b>CDC-1-109 (622)</b>	Entry	6	30 lbs.	1,628.00

CSRC-1 Grade 2 Cylindrical (Sentinel / Quest / Gala)	Functions	Quantity per Case	Weight	List Price per Case
<b>CSRC-1-75 (626)</b>	Passage	6	30 lbs.	611.00
<b>CSRC-1-76 (626)</b>	Privacy	6	30 lbs.	617.00
<b>CSRC-1-84 (626)</b>	Classroom	6	30 lbs.	719.00
<b>CSRC-1-86 (626)</b>	Storeroom	6	30 lbs.	719.00
<b>CSRC-1-109 (626)</b>	Entry	6	30 lbs.	719.00
<b>CSRC-1-75 (626)</b>	Passage	6	30 lbs.	661.00
<b>CSRC-1-76 (626)</b>	Privacy	6	30 lbs.	700.00

[1] Prices based on F.O.B. City of Industry, CA. [2] Prices subject to change without notice.



# Case Quantities

All products in this section are stocked and must be ordered in case quantities

CSRC-1 Grade 2 Cylindrical (Sentinel / Quest / Gala)	Functions	Quantity per Case	Weight	List Price per Case
<b>CSRC-1-84 (626)</b>	Classroom	6	30 lbs.	814.00
<b>CSRC-1-86 (626)</b>	Storeroom	6	30 lbs.	814.00
<b>CSRC-1-109 (626)</b>	Entry	6	30 lbs.	814.00

TDC 40 Heavy Duty Commercial Closer	Description	Quantity per Case	Weight	List Price per Case
<b>TDC 40-1 (AL, DU)</b>	Regular arm	4	49 lbs.	1,242.00
<b>TDC 40 HOA-1 (AL, DU)</b>	Hold Open arm	3	43 lbs.	1,151.00
<b>TDC 40 CUSH-1 (AL, DU)</b>	Cush arm	3	44 lbs.	1,173.00
<b>TDC 40 HCUSH-1 (AL, DU)</b>	Hold Open Cush arm	3	44 lbs.	1,205.00
<b>TDC 40 EDA-1 (AL, DU)</b>	Extra Heavy Duty arm	4	57 lbs.	1,336.00

TDC 85 Heavy Duty Commercial Closer	Description	Quantity per Case	Weight	List Price per Case
<b>TDC 85-1 (AL, DU)</b>	Regular arm	6	45 lbs.	1,107.00
<b>TDC 85 HOA-1 (AL, DU)</b>	Hold Open arm	6	45 lbs.	1,463.00
<b>TDC 85 CUSH-1 (AL, DU)</b>	Cush arm	4	42 lbs.	1,013.00
<b>TDC 85 HCUSH-1 (AL, DU)</b>	Hold Open Cush arm	4	46 lbs.	1,090.00

[1] Prices based on F.O.B. City of Industry, CA. [2] Prices subject to change without notice.

# Case Quantities

All products in this section are stocked and must be ordered in case quantities

TDC 70 Standard Duty Commercial Closer	Description	Quantity per Case	Weight	List Price per Case
<b>TDC 70-1 (AL, DU)</b>	Regular arm	6	51 lbs.	1,056.00
<b>TDC 70 HOA-1 (AL, DU)</b>	Hold Open arm	3	35 lbs.	1,412.00
<b>TDC 70 CUSH-1 (AL, DU)</b>	Cush arm	3	33 lbs.	1,514.00
<b>TDC 70 HCUSH-1 (AL, DU)</b>	Hold Open Cush arm	3	37 lbs.	1,584.00

ED9700 Grade 1 Exit Device	Description	Quantity per Case	Weight	List Price per Case
<b>ED9700 36" (630)</b>	36" Rim exit device	4	52 lbs.	3,663.00
<b>EF9700 36" (630)</b>	36" Rim fire exit device	4	54 lbs.	4,134.00
<b>ED9700 48" (630)</b>	48" Rim exit device	4	63 lbs.	3,994.00
<b>EF9700 48" (630)</b>	48" Rim fire exit device	4	65 lbs.	4,257.00
<b>ED9727 36" (630)</b>	36" Surface Vertical Rod exit device	4	41 lbs.	4,698.00
<b>EF9727 36" (630)</b>	36" Surface Vertical Rod fire exit device	4	43 lbs.	5,016.00
<b>ED9727 48" (630)</b>	48" Surface Vertical Rod exit device	4	66 lbs.	5,033.00
<b>EF9727 48" (630)</b>	48" Surface Vertical Rod fire exit device	4	68 lbs.	5,347.00

[1] Prices based on F.O.B. City of Industry, CA. [2] Prices subject to change without notice.

# Terms and Conditions of Sale

**1. Sale.** As used herein, the term “Seller” shall mean TownSteel Incorporated and “Buyer” shall mean the party issuing a purchase order for or otherwise acquiring goods to be supplied by Seller. The Terms and Conditions of Sale contained herein shall apply to all quotations made and purchase orders entered by Seller. These Terms and Conditions of Sale constitute an offer by Seller to sell products (the “Products”) pursuant to the terms and conditions stated herein. THIS OFFER IS EXPRESSLY CONDITIONED ON ACCEPTANCE WITHOUT ADDITION OR ALTERATION. SELLER HEREBY PROVIDES NOTICE THAT IT OBJECTS TO ANY ADDITIONAL OR DIFFERENT TERMS PROPOSED IN ANY INSTRUMENT REQUESTING OR CONFIRMING THIS OFFER OF SALE BY OR ON BEHALF OF BUYER. These Terms and Conditions supersede any provisions, terms and conditions contained on any confirmation, purchase order or other writing the Buyer may give or receive, and the rights of the parties shall be governed exclusively by these Terms and Conditions. No contrary, additional, or different provisions, terms or conditions shall be binding on the seller. All orders placed by Buyer are subject to acceptance by Seller. Orders may not be canceled or rescheduled without Seller’s written consent. All orders must identify the products, unit quantities, part numbers, applicable prices and requested delivery dates of the Products being purchased.

**2. Prices; Payment; Setoff.** Unless otherwise provided in writing by Seller, all prices quoted (i) are F.O.B. Seller’s facility in City of Industry, California, or other location specified by Seller; (ii) are based on the quantities specified for delivery; (iii) shall automatically expire sixty (60) calendar days following the quotation date; and (iv) are subject to termination by Seller within such period. Such prices are subject to increase by Seller for (i) any order change made by Buyer and approved by Seller, (ii) with respect to multiple orders pursuant to a single purchase order, for any order confirmed after a general price increase made by Seller, and (iii) orders requiring special inspection, special packaging, handling and/or certification. In addition, unless otherwise provided in a written quotation or invoice, payment terms shall be Net 30 days or whatever approved by seller and interest shall accrue on all past due invoice amounts at the rate of 1.5% per month (or the maximum amount permitted by applicable law, whichever is lower), and be calculated starting from the fifteenth (15) day of invoice due date. Failure to timely pay any Seller invoice shall cause all subsequent invoices to become immediately due and payable. Seller may set off any amount due from Buyer, whether or not under this agreement, against any amount which may become due to Buyer hereunder. In the event of default by Buyer, Seller shall be entitled to costs, fees, and expenses, including but not limited to recovery of attorney fees, court costs and fees, and collections costs.

**3. Shipment; Risk of Loss; Title.** Unless otherwise agreed to in writing by the parties, deliveries of the goods shall be F.O.B. Seller’s facility in City of Industry, California, or other location specified by Seller. Seller shall not be obligated to accept Product orders totaling less than \$100.00. For order less than \$300, a \$30 processing charge will be added. Seller shall use its reasonable efforts to place the goods in the possession of a carrier and to make a contract for their transportation as may be reasonable, having regard for the nature of the goods and generally accepted commercial standards. Buyer shall be responsible for and pay all expenses paid or incurred by Seller in delivering the goods. Buyer shall be responsible for insuring the goods during shipment. Risk of loss of the goods shall pass to Buyer at the time the goods are tendered to such carrier. Seller is not responsible for any items lost or damaged during the course of shipment. Buyer

is responsible for inspection of the shipment(s) for damages before signing for shipment. Buyer is to note of any visible damage on the delivery ticket on the copy to the Carrier and contact both the Carrier and Seller immediately.

**4. Acceptance; Adjustments.** All Products sold by Seller hereunder shall be deemed correct and acceptable by Buyer unless within ten (10) days following Buyer’s receipt of the Product, Buyer notifies Seller in writing of any claim that such Products are damaged or defective. Any claims for shortages or invoice discrepancies must be made to Seller in writing within ten (10) days following the invoice date to qualify for an adjustment. Claims for loss or damage because of shipment must include a copy of the delivery receipt that lists such damage, signed by the delivery driver. The Buyer must give notice of any claim within 10 days from the date of delivery. Failure to meet the 10 days will constitute an unconditional acceptance of the products and a waiver by the Buyer of all claims with respect to the products.

**5. Warranties and Remedies.** Seller warrants that all its products are free from defects in workmanship and material under normal use and service as shown in the Warranty document. Inspection will be made by the Buyer at the time and place of delivery. Seller will, at its option, repair or replace defective products with no charge for parts or labor, provided said products are returned to Seller at 17901 Railroad Street, City of Industry, CA 91748, freight prepaid, accompanied by Seller-provided RMA number, proof of purchase with date and a written notice which includes Buyer’s name, address, telephone number, email address, item No. and a brief description of the defect or problem. Refer to the RMA Policy for additional information. Seller is not responsible for defects or damages which occur from improper installation, maintenance and storage, shipping and handling, ordinary wear and tear, misuse, abuse, accident, unauthorized service, work done by others, consequential damages, or use of Seller’s products with unauthorized non-Seller’s parts.

**6. Cancellation.** Seller may designate certain Products and Services as noncancelable and the sale of such Products shall be subject to any special terms and conditions contained in Seller’s Proforma Invoice which shall prevail and supersede any inconsistent terms and conditions contained herein or elsewhere. Buyer shall be liable to Seller for any and all costs and expenses incurred by Seller (including, without limitation, reasonable attorney’s fees) in connection with Seller’s collection of any past due invoice amounts. In the event that Buyer cancels any order placed (in whole or in part) without Seller’s consent, Buyer shall be liable to Seller for reasonable cancellation charges, which shall include, but not be limited to, all costs and expenses incurred by Seller in preparing to fulfill such order. Cancellations will be accepted only upon receipt of written notice from Buyer and acceptance by Seller. Buyer shall incur a restocking charge of twenty five percent (25%) of the total invoice for any order canceled more than three (3) calendar days after initially placed with Seller.

**7. Returns.** Seller may designate certain Products and Services as non-returnable and the sale of such Products shall be subject to any special terms and conditions contained in Seller’s Proforma Invoice, which shall prevail and supersede any inconsistent terms and conditions contained herein or elsewhere. No merchandise shall be accepted for credit unless the return has been previously authorized by Seller in writing and Buyer returns the Products in original condition and packaging along with a copy of Seller’s authorization for such return. Returns shall be accepted within ninety (90) days after receiving the product, Buyer shall incur a restocking charge of twenty five

*This document is a strictly confidential communication to and solely for the use of the recipient. It may not be reproduced or circulated without TownSteel’s prior written consent. These Terms and Conditions are effective as of July 1, 2020.*

# Terms and Conditions of Sale

percent (25%) of the total invoice for any order returned. Any credit issued pursuant to the terms herein shall be applied to Buyer's future Product orders. Seller shall not be obligated to issue any refund to Buyer.

**8. Security Interest.** Buyer hereby grants to Seller a purchase money security interest in all Products covered hereby as security for payment of all amounts due hereunder. Buyer agrees that Seller may take any actions reasonably necessary to perfect, preserve, and protect the security interest created hereby. The Seller shall have all of the remedies of a secured creditor under the Uniform Commercial Code or similar law of the country, kingdom, territory or principality in which Buyer is resident or to which the Products are shipped.

**9. Option to Accelerate.** Upon written notice to Buyer, Seller shall have the right to demand immediate payment of amounts due hereunder when Seller believes in good faith that the prospect or payment or performance by Buyer hereunder is impaired. The acceptance of Products by Buyer shall constitute an express representation that Buyer is not then insolvent within the meaning of Title 11, United States Code, or similar federal or state law or similar law of any foreign government.

**10. Taxes.** Any tax, duty, custom, impost or other fee of any nature imposed upon this transaction by any Federal, State, local or foreign governmental authority shall be paid by Buyer in addition to the price quoted or invoiced. In the event Seller is required to prepay any such tax, Buyer will promptly reimburse Seller for same. Buyer agrees to indemnify and hold Seller harmless for any liability for tax in connection with the sale, as well as the collection or withholding thereof, including penalties and interest thereon.

**11. Contingencies.** Seller will make reasonable efforts to fulfill orders; however, Seller will not be liable for any delay in performance or nonperformance on the part of Seller, directly or indirectly caused by fire, explosion, accidents, flood, labor trouble or shortage, war, act or regulation of any government, inability to obtain suitable material, equipment, fuel, power or transportation, or act of God; arising from contingencies, happenings or causes beyond the reasonable control of Seller. Quantities so affected by any such circumstances may be reduced by Seller without liability, but this agreement shall otherwise remain unaffected.

**12. Default; Modification; Suspension.** Cancellation, modification, suspension, or delay in shipment of Buyer's order shall not be accepted on terms which will not fully indemnify and reimburse Seller against loss; such indemnity to include recovery of all direct costs incurred and a normal profit.

**13. Credit Approval.** Shipments, deliveries, and performances of work shall at all times be subject to the approval of the Seller's credit department. Seller may at any time decline to make any shipment or delivery or perform any work except upon receipt of payment in advance or upon such other payment terms as are acceptable to Seller's credit department.

**14. Waiver.** No claim or right arising out of a breach of any agreement to purchase Products by Buyer may be discharged in whole or in part by a waiver or renunciation of the claim or right by Seller unless supported by consideration and in writing signed by Seller. No waiver of a breach shall operate or be construed as a waiver of any subsequent breach.

**15. Assignment.** Buyer shall not assign or transfer any of its rights or obligations hereunder without Seller's prior written consent.

**16. Governing Law; Venue.** The contract made by acceptance of this/all offer(s) shall be deemed made in the State of California and shall be governed by and construed in accordance with the laws of that state, without regard or giving effect to its principles of conflicts of laws principles, as if fully performed in California. In addition, Buyer agrees that any and all disputes arising out of or in connection with such contract shall be resolved exclusively in the state and/or federal courts located within the State of California, which shall have exclusive jurisdiction.

**17. Entire Agreement.** Upon acceptance by Buyer with signature on Credit Application or credit card authorization, these terms and conditions shall contain the entire agreement of the parties regarding the subject matter hereof and shall supersede any and all purchase orders, bills of lading, invoices, letters of intent, agreements, understandings and negotiations regarding same. Any change affecting these Terms and Conditions of Sale must be approved in writing by Seller.

**18. Severability.** If any provision, clause or part of these Terms and Conditions or any agreement between the Buyer and Seller, or the application thereof is held invalid, the remainder of any such agreement, or the application of such provision, clause or part under other circumstances shall not be affected thereby.

**19. Binding Effect.** These Terms and Conditions shall be binding and inure to the benefit of the parties hereto, their successors and assigns, or other legal representatives.

**20. Miscellaneous.** When paying by credit card a 2% processing fee will be added to the invoice at time of payment. Orders will be considered complete when shipped within 10% over or under order quantities unless otherwise specified on customer orders. Prepaid transportation charges will be shown as a separate invoice item. All tools remain the property of TownSteel.

*This document is a strictly confidential communication to and solely for the use of the recipient. It may not be reproduced or circulated without TownSteel's prior written consent. These Terms and Conditions are effective as of July 1, 2020.*



17901 Railroad Street  
City of Industry, CA  
91748

877-858-0888  
info@townsteel.com

[townsteel.com](http://townsteel.com)