


Keypad (KP) Series

Standalone Access Control Products



Standalone Access Control Products

Keypad (KP) Series



Overview and Features.

10X Line Cylindrical Locks

8200 Series Mortise Locks

80 Series Exit Devices

80 Series Finishes, ET Trim and Handing

PE80 Series Exit Devices

PE80 Series Lever Trim and Handing

Finishes, Standard and Coastal Series Levers

Rose and Thumbturn Designs

Studio Collection Levers.

Mechanical and Cylinder Options

Cylinder Options

Cylinder Options and Shipping Info.

Architectural Specifications

3

4

5

6

7

8

9

10

11

12-13


14

15

16

17-18

Note: Any retrofit or other field modification to a fire rated opening can potentially impact the fire rating of the opening, and Sargent Manufacturing Company makes no representations or warranties concerning what such impact may be in any specific situation. When retrofitting any portion of an existing fire rated opening, or specifying and installing a new fire-rated opening, please consult with a code specialist or local code official (Authority Having Jurisdiction) to ensure compliance with all applicable codes and ratings




THE AGION ANTIMICROBIAL

The Agion antimicrobial is not intended as a substitute for good hygiene. Coated products must still be cleaned to ensure the surfaces will be free of destructive microbes. ASSA ABLOY makes no representations or warranties, express or implied, as to the efficacy of the Agion antimicrobial. A copy of the Agion warranty is available upon request. Agion is a registered trademark of Agion Technologies, Inc., Wakefield, MA, USA

MicroShield®

ASSA ABLOY Group companies offer MicroShield®, an anti-microbial coating for door hardware. MicroShield uses proven silver ion-based technology from Agion®, a leading provider of antimicrobial solutions, to stem the spread of bacteria and other microbes.

MicroShield® is a registered trademark of ASSA ABLOY Access and Egress Hardware Group, Inc.



WARNING

This product can expose you to lead which is known to the state of California to cause cancer and birth defects or other reproductive harm. For more information go to www.P65warnings.ca.gov.

Overview and Features

Keypad (KP) Series

Overview

The KP Series Keypad locks are designed for openings that require standalone, basic authorized entry capabilities. They are battery powered, motor driven, self contained locks that use a microprocessor based controller with non-volatile memory. All programming is done at the door using the keypad with functions selected by the user according to opening requirements.

Combined with the physical security of an ANSI/BHMA Grade 1 mechanical locking mechanism (cylindrical, mortise or exit device), these locks provide the security and functionality needed to control access to storerooms, offices, stairwells, conference rooms and rest rooms. With the cylinder override feature, the keypad lock can be readily integrated into a new or existing master keyed system.

Features of the Keypad Operated Products

- Non-volatile memory
- All programming at keypad
- Keypad made of ultraviolet stable textured material
- Operating temperature for keypad: 4°F – 140°F
- Adjustable unlock time
- LEDs on keypad
 - Green indicates unlocked
 - Yellow indicates programming mode
 - Flashing green and solid yellow indicates deadbolt thrown
- Use on exterior doors with weatherseal gasket and shroud
- UL Listed for fire doors (12 - required for KP8800/8900 Series)
- UL Listed to Canadian safety standards
- Built-in remote "Request to Enter" requires wire harness (52-2071)
- User Codes - over 1,100,000 possible user combinations
 - 100 user codes
 - Operates utilizing any one to six digits per code - digits may be repeated or start with "0"
 - One master code - assigns emergency, supervisory and user codes, allows access during low battery
 - One emergency code - allows entry when deadbolt is thrown (KP8276/KP8277) or during low battery
 - One supervisory code - allows temporary lockout of selected users, changes unlock time duration, requests infrared interrogation output, and may add user codes
 - "One time" user codes allows visitors "one time" entry
 - Entry of three wrong user codes in succession disables all codes for ten seconds
 - Unit can be put in "passage only" mode at keypad
- Low battery indication - four chirps after code entry
- Operates with 4 "C" alkaline batteries (included)
- Typical 40,000 operations per set of batteries

10X Line Cylindrical Locks

Keypad (KP) Series

SARGENT
ASSA ABLOY

The Keypad Operated Products 10X Line Cylindrical lock is available with a wide selection of lever designs and hardware finishes. Its unique design provides uniformity when used with other SARGENT locks at a facility. The KP products offer economical, standalone access control solutions.

Featuring EcoFlex®



- Reduces energy consumption up to 92%, as certified by GreenCircle
 - Lower operating costs
 - Assists with load reduction in optimizing energy performance credit in LEED
 - Reduces number of power supplies required
- Field configurable to fail-safe or fail-secure
- Operates from 12-24VDC, offering greater flexibility in system design
- Innovative actuator design provides superior reliability
 - Higher performance and reduced maintenance
 - Ability to have longer cable runs without negatively impacting lock function
 - Reduces risk of voltage drops and eliminates inductive kickback
 - Lower total cost of ownership

Mechanical Features

- Certified ANSI/BHMA A156.2 Series 4000 - Grade 1
- UL listed to U.S.A. and Canadian safety standards Listed for 3 hour doors (double doors require 41 - option)
- EcoFlex® motor driven 10X Line cylindrical lock
- Latchbolt brass, 1/2" (13mm) throw; UL Listed 3/4" (19mm) throw (41- option) available
- 2-3/4" (70mm) backset standard. Consult factory for other backsets available
- Non handed
- Heavy duty lever spring return rose assembly
- Steel spacer bushing and extended one-piece bearing sleeves
- Steel mounting studs
- Key override standard
- Includes code to activate horn when keypad buttons are pushed
- Not available with 82-, F1-82, 83-, F1-83, or 84- options
- For 1-3/4" (44mm) thick doors standard
- Freewheeling levers optional

KP10XG77 Entry Lock With Cylinder

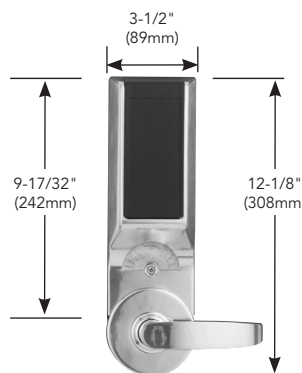
- Lever inside always retracts latchbolt
- Key outside retracts latchbolt
- Outside lever rigid except when in passage mode or valid user code entered

Cylindrical Lock Functions

If the lock needs to have:	Then select:		
	Series	Type	Function
Cylinder override standard feature	KP	10X	G77

Inside Escutcheon

- Zinc die cast
- Projection at bottom 9/32" (7mm)
- Projection at top 2-1/8" (54mm)
9-17/32" (242mm) Inside Escutcheon



Ordering KP Cylindrical Locks

Options	Series	Type	Function	Roses	Levers	Finish	Hand
Select from pages 14-16	Select from KP Cylindrical Lock Function chart above			Select rose from page 11, lever from Pages 11-12, and finish from page 10			RHR, LHR, RH or LH
23-	KP-10XG77			G	L	03	RH

8200 Series Mortise Locks

Keypad (KP) Series

The Keypad Operated Products motorized 8200 Series Mortise Lock has a clean, crisp design and is available with the SARGENT Studio Collection, Coastal Series and traditional lever designs along with a full array of finishes. The mortise locks offer economical access control solutions for stand-alone applications. The mortise locks are available with or without deadbolt and with or without cylinder override. KP Series mortise locks feature Ecoflex® technology for improved battery life.

Mechanical Features

- Certified to ANSI/BHMA A156.13 Series 1000 Operational Grade 1 and Security Grade 1 with all standard trims
- Motor driven 8200 Series mortise lock
- Stainless steel 3/4" (19mm) projection one-piece, anti-friction reversible latch
- Stainless steel non-handed auxiliary deadlatch
- Specify hand on order. Easily field reversible without disassembling lock body
- Includes code to activate horn when keypad buttons are pushed
- Lever trim through-bolted for increased security and durability
- 1-3/4" (44mm) door standard. Consult factory for other thicknesses
- 4-3/4" (121mm) minimum stile for electrical function locks

Keypad Operated Products Mortise Lock Functions

All KP Mortise functions feature:

- Deadlatch deadlocks latchbolt
- Inside lever retracts latchbolt (and deadbolt simultaneously) at all times

Cylinder Override Function features:

- Key outside retracts latchbolt
- Cylinder override requires a #41 Cylinder (1-1/8")

Deadbolt Function features:


- When deadbolt thrown, outside lever operable only with Emergency or Master code
- 1" hardened stainless steel deadbolt
- Thumbturn retracts and projects deadbolt

Mortise Lock Functions

	Then select:		
If the lock needs to have:	Series	Type	Function
Cylinder override and deadbolt	KP	82	76
Cylinder override and no deadbolt	KP	82	78
Deadbolt and no cylinder override	KP	82	77
No deadbolt and no cylinder override	KP	82	79

Inside Escutcheon

- Zinc die cast
- Projection at bottom 9/32" (7mm)
- Projection at top 2-1/8" (54mm)



Ordering KP Mortise Locks

Options	Series	Type	Function	Roses	Levers	Finish	Hand
Select from pages 14-16	Select from KP Mortise Lock Function chart above			Select rose from page 11, lever from Pages 11-12, and finish from page 10			
3-10-	KP-8276			LN	MX	26D	RH

Accessories

Mortise Cover Plate Kits (Includes 1 O/S Plate & 1 I/S Plate):

81-4834-32D	KP Cover Plate Kit 8276/8278
81-4835-32D	KP Cover Plate Kit 8277/8279

80 Series Exit Devices

Keypad (KP) Series

SARGENT
ASSA ABLOY

The Keypad Operated Products 80 Series Exit Devices provide economical access control in many different environments.

Mechanical Features:

- Certified to ANSI/BHMA A156.3 Grade 1 requirements
- Latchbolt 3/4" (19mm) projection
- Cylinder override use 34 rim cylinder, 8877; 46 mortise cylinder, 8977
- 8977 not available with 70-, 72-, 73-, 73-7P-, SC- or SE- options
- Includes code to activate horn when keypad buttons are pushed
- Center Case Chassis – non ferrous alloy (except 12-KP8877 & 12-KP8878)
- KP Rim Devices use 649 strike and KP Mortise Lock Devices use C908 strike
- Rim exit devices are non handed; mortise exits are handed

All KP Exit Devices feature:

- Push Rail always retracts latchbolt allowing free egress
- Lever outside active in "passage" mode or with valid user code


Rail Sizes:

E Rail - 24" to 32" Doors

F Rail - 33" to 36" Doors

J Rail - 37" to 42" Doors

G Rail - 43' to 48" Doors




Exit Device Functions

	Mortise Exit			Rim Exit		
	Then select:			Then select:		
If the lock needs to have:	Series	Type	Function	Series	Type	Function
Cylinder override	KP	89	77	KP	88	77
No cylinder override	KP	89	78	KP	88	78

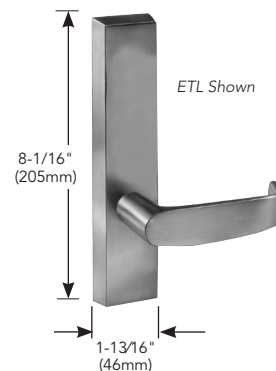
Escutcheon

- Zinc die cast
- Fits above the center chassis cover
- Projection at top 2-1/8" (54mm)



Outside ET Lever Control

- Cast escutcheon
- KP8877 uses 777-8 ET control
KP8878 uses 778-8 ET control
- KP8977 uses 777 ET control
KP8978 uses 778 ET control



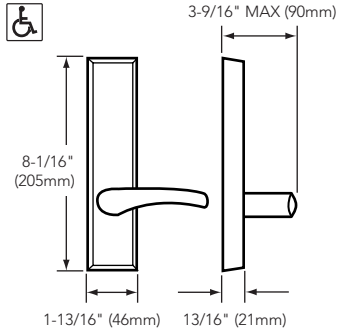
Ordering KP Exit Devices

Options	Series	Type	Function	Rail	Trim / Lever	Hand	Finish	Door Width
Select from pages 14-16	Select Device Type, Function & Rail Size from chart above				ET followed by lever designation from page 8-13	RHR or LHR	Select from pages 10	If supplied, rails will be cut to size
12-	KP-8877F				ETL	RHR	32D	36"

80 Series ET Trim and Handing

Keypad (KP) Series

ET Lever Trim for Exit Devices



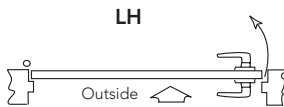
The 700 Series ET and Lever Control is the external trim with all KP-80 Series exit devices

ET Escutcheons and levers are plated brass

Stainless steel levers are available

Note: Exit devices are only available with ET Trim

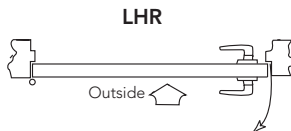
Handing



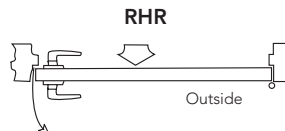
Left Hand Door



Right Hand Door



Left Hand Reverse Door



Right Hand Reverse Door

PE80 Series Exit Devices

Keypad (KP) Series

The Keypad Operated Products PE80 Series exit devices provide economical access control in many different environments.

Mechanical Features:

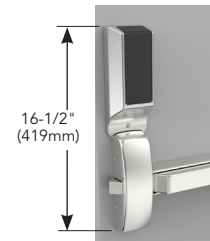
- Certified to ANSI/BHMA A156.3 Grade 1 requirements
- Latchbolt 3/4" (19mm) projection
- Cylinder override use 34 rim cylinder, PE8877; 46 mortise cylinder, PE8977
- PE8977 not available with SC- or SE- options
- Includes code to activate horn when keypad buttons are pushed
- Center Case Chassis – non ferrous alloy (except 12-KP-PE8877 & 12-KP-PE8878)
- KP Rim Devices use 649 strike and KP Mortise Lock Devices use C908 strike
- Rim exit devices are non handed; mortise exits are handed

All KP Exit Devices feature:

- Push Rail always retracts latchbolt allowing free egress
- Lever outside active in "passage" mode or with valid user code

Rail Sizes:

- E Rail - 24" to 32" Doors
- F Rail - 32.5" to 36" Doors
- J Rail - 33.5" to 42" Doors
- G Rail - 42.5" to 48" Doors

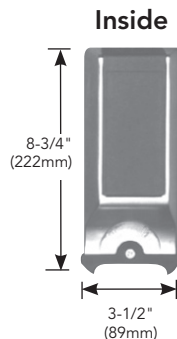


Exit Device Functions

	Mortise Exit			Rim Exit		
	Then select:			Then select:		
If the lock needs to have:	Series	Type	Function	Series	Type	Function
Cylinder override	KP	PE89	77	KP	PE88	77
No cylinder override	KP	PE89	78	KP	PE88	78

Escutcheon

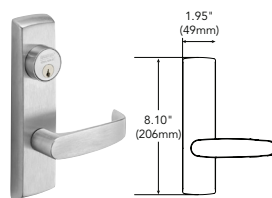
- Zinc die cast
- Fits above the center chassis cover
- Projection at top 2-1/8" (54mm)



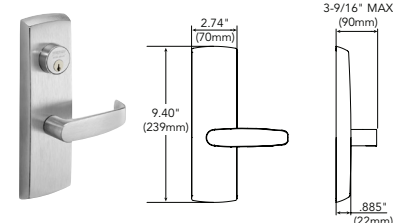
Outside Exit Lever Trim

- Cast escutcheon
- KP-PE8877 uses P777-8 Lever Trim
KP-PE8878 uses P778-8 Lever Trim
- KP-PE8977 uses P777 Lever Trim
KP-PE8978 uses P778 Lever Trim

P700 NEx Lever Trim



P700 WEx Lever Trim



Ordering KP Exit Devices

Options	Series	Type	Function	Rail	Trim / Lever	Hand	Finish	Door Width
Select from pages 14-16	Select Device Type, Function & Rail Size from chart above				NE or WE followed by lever designation from page 8 - 11	RHR or LHR	Select from pages 10	If supplied, rails will be cut to size
12-	KP-PE8877 F				WEL	RHR	32D	36"

PE80 Series Lever Trim and Handing

Keypad (KP) Series

SARGENT
ASSA ABLOY

P700 Lever Trim for Exit Devices



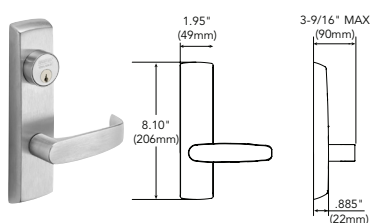
The P700 Series lever trim is the external trim with all KP-PE Series exit devices

Escutcheons and levers are plated brass

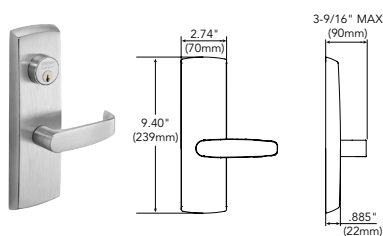
Stainless steel levers are available

Note: Exit devices are only available with Lever Trim

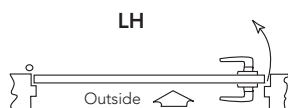
P700 NEx Lever Trim



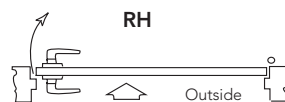
P700 WEx Lever Trim



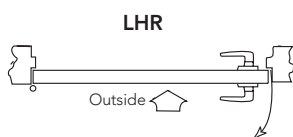
Handing



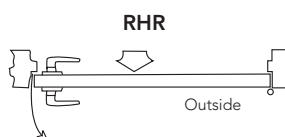
Left Hand Door



Right Hand Door



Left Hand Reverse Door



Right Hand Reverse Door

Finishes, Standard and Coastal Series Levers

Keypad (KP) Series

SARGENT
ASSA ABLOY

Finishes








SARGENT offers many different finishes for KP products. Please reference the chart below for finishes available.

	Finishes	ANSI	Mortise Locks	Cylindrical Locks	Exit Devices
03	Bright brass	605	X	X	X
04	Satin brass	606	X	X	X
09	Bright bronze	611	X	X	X
10	Satin bronze, clear powder	612	X	X	X
10B	Oxidized satin bronze oil rubbed	613	X	X	X
10BE	Dark Oxidized Satin Bronze — equivalent	613E	X	X	X
10BL	Oxidized satin bronze, clear powder coat	—	X	X	X
14‡	Bright nickel, clear coated	618	X	X	X
15‡	Satin nickel, clear coated	619	X	X	X
26‡	Bright chrome	625	X	X	X
26D‡	Satin chrome	626	X	X	X
32	Bright stainless steel	629	—	—	X
32D	Satin stainless steel	630	—	—	X
BSP	Black suede powder coat	BSP	X	X	X
WSP	White suede powder coat	WSP	X	X	X






‡ Exit Devices ordered in 32 or 32D will have lever trim supplied in 26 or 26D; for nickel finished lever trim, specify 14 or 15 finish and the exit will be supplied in 32 or 32D accordingly.

KP Series products are available with the following identified lever designs to provide uniformity throughout a facility. Lever projection from door surface varies with lock type. KP mortise locks and cylindrical locks are specified by rose design followed by the lever designation (e.g., LNMX). KP Exit devices are specified by the ET designation followed by the lever designation (e.g., ETMX).

Levers

Standard Levers					
Lever	Design	Handed	Mortise Locks	Cylindrical Locks	Exit Devices
A		Yes	X		X
B		—	X	X	X
E		—	X		X
F		—	X		X
L		—	X	X	X
P		—	X	X	X
W		—	X		X

Note: KP-8200 mortise locks with standard levers are available with LN and O roses only (not available with CO, CR, TO & TR roses)






Coastal Levers					
Lever	Design	Handed	Mortise Locks	Cylindrical Locks	Exit Devices
C		—	X		X
G		Yes	X		
R		—	X		X
S		Yes	X		X
Y		Yes	X		X






Note: KP-8200 mortise locks with Coastal Series levers are available with CR & TR roses (Not available with LN, O, CO & TO roses)

Rose and Thumbturn Designs

Keypad (KP) Series

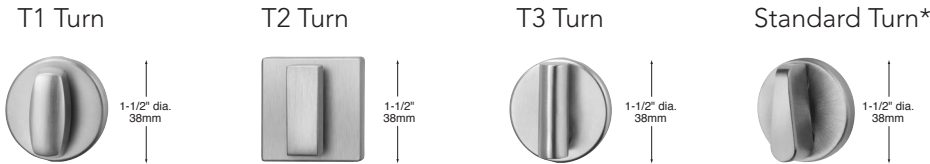
Roses

Roses	Design	Diameter	Mortise Locks	Cylindrical Locks
LN		2"	X	
CR		2-3/16"	X	
TR		2-3/16"	X	
O		2-3/4"	X	
E2		2-11/16"	X	

Roses	Design	Diameter	Mortise Locks	Cylindrical Locks
E3		2-1/16"	X	
CO		2-3/4"	X	
TO		2-3/4"	X	
L		3-1/2"		X
G		3-1/2"		X

Thumbturns

The thumbturn backplate will match the rose design chosen. The turn designation must be specified as an option before the lock order string.
*The standard thumbturn will be supplied if T1, T2 or T3 are not listed. See page 10 in the 8200 mortise lock catalog for more information.













































Studio Collection Levers

Keypad (KP) Series

SARGENT
ASSA ABLOY

The Studio Collection Levers can be equipped with either the 10X Line Bored Locks or the 8200 Series Mortise Locks. Additionally, when paired with the Exit Device, the Studio Collection offers the ET trim option, ensuring a consistent and uniform appearance throughout the entire facility.

Aventura Series					
Lever	Design	Handed	Mortise Locks	Cylindrical Locks	Exit Devices
MB		–	X	X	X
ME		–	X	–	X
MF		–	X	–	X
NF ¹		–	X	–	X
MG		–	X	–	X
MI		–	X	–	X
NI ¹		–	X	–	X
MW ¹		–	X	X	X
Odeon Series ^{3,4}					
MN		Yes	X	–	X
MH		Yes	X	–	X
MK		Yes	X	–	X
MS		Yes	X	–	X
MU		Yes	X	–	X
MV		Yes	X	–	X
NS ¹		Yes	X	–	X
NU ¹		Yes	X	–	X
MX ¹		Yes	X	–	X
Berlin Series					
H015		–	X	–	X
H016 ¹		–	X	–	X
H017		–	X	–	X
H018		–	X	–	X

Notting Hill Series					
Lever	Design	Handed	Mortise Locks	Cylindrical Locks	Exit Devices
MA ^{3,4}		Yes	X	–	X
MQ ⁴		Yes	X	–	X
MT ⁴		Yes	X	–	X
MM ⁴		Yes	X	–	X
MR ³		Yes	X	–	X
MY ^{1,4}		Yes	X	–	X
MO ⁴		Yes	X	–	X
MZ ^{1,4}		Yes	X	–	X
Centro Levers					
MC ^{3,4}		–	X	–	X
MD		–	X	X	X
MJ		–	X	–	X
MP ⁴		–	X	–	X
ND ¹		–	X	X	X
NJ ¹		–	X	–	X
Gramercy Levers ²					
RCM		–	X	–	X
RAL		–	X	–	X
REM		–	X	–	X
RAM		–	X	–	X
RAS		–	X	–	X
RAG		–	X	–	X
RGM		–	X	–	X

1. Lever returns within 1/2" (13mm) of door face.

2. Gramercy levers are customized. Refer to page 13 for ordering information.

3. Contact factory for current lead times. Not available in stainless steel finishes.

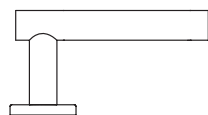
4. Not available in 32D or 32 finish.

Studio Collection Levers

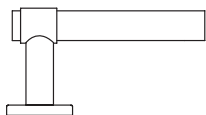
Keypad (KP) Series

SARGENT
ASSA ABLOY

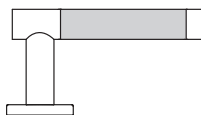
Gramercy Series Levers



REM, RGM



RCM



RAG, RAL, RAM, RAS

Gramercy Finish Codes

ANSI/BHMA Finish	SARGENT Finish	Gramercy Code*	Description
630	32D	30	Satin Stainless Steel
629	32	29	Bright Stainless Steel
613E	10BE	3E	Dark Oxidized Satin Bronze, Equivalent
N/A	BSP	BS	Black Suede Powder Coat
N/A	WSP	WS	White Suede Powder Coat
N/A	N/A	BK	Black (Santoprene™ or leather insert)
N/A	N/A	BN	Brown (leather insert)

*Code used to specify Gramercy Series finishes only. Use available finishes list to specify desired finish when ordering.

Gramercy Lever Descriptions & Available Finishes

Lever Designation	Lever Description	Available Finishes (AS ORDERED)
RAG	Grooved Insert	3030, 2929, 2930, 3029, 3E3E, BSBS or WSWS
RAL	Leather Insert	30BK, 30BN, 29BK, 29BN, 3EBK3E, BSBKBS, WSBKWS, 3EBN3E, BSBNBS or WSBNWS
RAM	Metallic Insert	2930 or 3030
RAS	Santoprene Insert	30BK, 29BK, 3E3E, BSBS or WSWS
RCM	Raised Band	2930, 2929, 3030, 3029, 3E3E, BSBS or WSWS
REM	Plain	2929, 3030, 3E3E, BSBS or WSWS
RGM	Two Grooves	2929, 3030, 3E3E, BSBS or WSWS

**Two-tone finish - grip of lever is 32D, balance of lever is 32. Rose/escutcheon and lock finish will be 32.

To order Gramercy Series levers with SARGENT products, see the examples below. When specifying finish, use the last two digits of the BHMA standard finish code, i.e. use "29" for polished stainless, BHMA finish 629.

How to Order: KP- Mortise Locks x Gramercy Levers

Options	Series/Type	Function	Rose	Lever	Finish	Hand
select from pages 14-16	KP-82	select from page 5	select from below	Leather insert	Bright stainless steel with brown leather	RHR, RH, LHR, or LH
10-	KP-82	76	LN	RAL	29BN	RH

How to Order: KP- Exit Device x Gramercy Levers

Options	Series	Type	Function	Rail Size	Trim	Lever	Finish	Inside Finish	Door Width
select from pages 14-16	Select from 80 Series Exit Device Function chart from page 6			E, F, J or G	ET Series	Leather insert	Bright stainless steel with brown leather	select from page 10	
10-	KP	88	77	F	ET	RAL	29BN	32D	36"

Mechanical and Cylinder Options

Keypad (KP) Series

SARGENT
ASSA ABLOY

Mechanical Options:

Fire Rated	12-	UL Fire Label Exit hardware (KP-8800 & KP-8900 series Exits Only) (not available with 16-)
Cylinder Dogging	16-	Cylinder Rail Dogging with # 41 Cylinder (not available with 12-, 59- or AL- option) (KP8800 & KP8900 Series Exits) (KP-8800,KP-8900 series Exits Only)
Less Touch Pad	19-	Pushbar without Lexan touchpad (KP-8800 & KP-8900 Series Exits Only)
Flat Lip Strike	23-	Flat 4-7/8" (124mm) ANSI strike (KP8200 SeriesMortise)
Backset Options	23-	3-3/4" (95mm) Backset (for KP10XG77 only)
	25-	5" (127mm) Backset (for KP10XG77 only)
Strike	29-	Strike #800. Lip length 1-1/4". Lip lengths 1" to 2" in 1/4" increments only.
Security Fasteners	36-	Six lobe security head screws
	37-	Spanner head screws
Double Doors	41-	3/4" Throw Latchbolt x 2-3/4" Backset
Tactile Warning Options	75-	Tactile Warning - Milled Inside Lever (Not available with Exit Devices, Studio & Coastal Levers and the A Lever)
	76-	Tactile Warning - Milled Outside Lever (Not available with Studio & Coastal Levers and the A Lever)
	77-	Tactile Warning - Milled Inside & Outside Lever (Not available with Exit Devices, Studio & Coastal Levers and the A Lever)
	85-	Tactile Warning - Abrasive Coating on Inside Lever (or Push Rail for Exits)
	86-	Tactile Warning - Abrasive Coating on Outside Lever
	87-	Tactile Warning - Abrasive Coating on Outside Lever & Inside Lever (or Push Rail for Exits)
Finish Options	CPC-	Clear Powder Coat (Available for 26, 26D, 32 & 32D Finishes) (KP-8800,KP-8900 series Exits Only)
	SG-	MicroShield® antimicrobial clear powder coat (Available with 15, 26D, and 32D finishes)
Misc. Options	18-	Dogging Indicator (KP-PE8800, PE8900 Series Exits Only)
	WR-	Wire Routing (KP-PE8800, PE8900 Series Exits Only)
	FW-	Freewheeling locking levers

Cylinder Options:

Degree Key System	DG1-	SARGENT Degree Key System Level 1
	DG1-21-	Degree Level 1 Construction Master Keying
	DG1-60-	Degree Level 1 Removable Disposable Construction Core (not available with cylindrical locks)
	DG1-63-	Degree Level 1 Removable Core (not available with cylindrical locks)
	DG1-64-	Degree Level 1 Removable Construction Keyed LFIC (not available with cylindrical locks)
	DG1-65-	Degree Level 1 Unassembled/Uncombined Core
	DG1-78-	Degree Level 1 Exposed Plug (not available with cylindrical locks or exit devices)
	DG2-	SARGENT Degree Key System Level 2
	DG2-21-	Degree Level 2 Construction Master Keying
	DG2-60-	Degree Level 2 Removable Disposable Construction Core (not available with cylindrical locks)
	DG2-63-	Degree Level 2 Removable Core (not available with cylindrical locks)
	DG2-64-	Degree Level 2 Removable Construction Keyed LFIC (not available with cylindrical locks)
	DG2-65-	Degree Level 2 Unassembled/Uncombined Core
	DG2-78-	Degree Level 2 Exposed Plug (not available with cylindrical locks or exit devices)
	DG3-	SARGENT Degree Key System Level 3
	DG3-21-	Degree Level 3 Construction Master Keying
	DG3-60-	Degree Level 3 Removable Disposable Construction Core (not available with cylindrical locks)
	DG3-63-	Degree Level 3 Removable Core (not available with cylindrical locks)
	DG3-64-	Degree Level 3 Removable Construction Keyed LFIC (not available with cylindrical locks)
	DG3-78-	Degree Level 3 Exposed Plug (not available with cylindrical locks or exit devices)

Note: More Cylinder Options on the following page

Cylinder Options

Keypad (KP) Series

SARGENT
ASSA ABLOY

Cylinder Options:

Conventional Cylinder	—	SARGENT Conventional Cylinders supplied Standard (Nomenclature not required)
Signature Key System	10-	SARGENT Signature Key System (Not Available with other Key Systems)
	10-21-	SARGENT Signature Construction Key System (Lost Ball)
Signature: Large Format Interchangeable Core (Removable Core)	10-63-	SARGENT Signature LFIC (Removable Core) Cylinder
XC- Key System	11-	XC Key System (not available with 10-, 10UL, 22- options)
	11-21-	XC- Construction Key System (Lost Ball)
XC- Large Format Interchangeable Core (Removable Core)	11-60-	Hardware to accept XC- Permanent LFIC (Removable Core), Disposable plastic Core — provided
	11-63-	Hardware provided with XC- LFIC (Removable Core) Cylinder — (Includes masterkeying, grand masterkeying)
	11-64-	Hardware provided with Keyed construction core to accept XC- LFIC (Removable) Permanent Core (ordered separately)
XC- Small Format Interchangeable Core	11-70-7P-	Hardware to accept XC- SFIC (7 Pin) XC- Permanent Cores, plastic disposable core provided (10X Line J lever not available)
	11-72-7P-	Hardware to accept XC- SFIC (7-Pin Keyed Construction Core provided) cylinder Permanent core ordered separately (10X Line J lever not available)
	11-73-7P-	Hardware supplied with XC- Small Format 7-Pin interchangeable core (Includes masterkeying, grand masterkeying) (10X Line J lever not available)
	11-65-73-7P-	Hardware provided to accept XC- Uncombined 7-Pin SFIC (Permanent) Core (Packed Loose) (10X Line J lever not available)
Construction Key Systems	21-	SARGENT Lost Ball Construction Keying for Conventional, XC and Signature Series (N/A with 63-, 73-, 82-, SC- & SE-)
Old Style Removable Core	51-	Removable Core Cylinder (Old Style) provided (Existing Systems Only) (Not available with 10X Line)
	52-	Removable Construction Core (Old Style) Permanent core ordered separately (Existing Systems Only) (Not available with 10X Line)
Large Format Interchangeable Core (Removable Core)	60-	Hardware to accept SARGENT Permanent LFIC (Removable Core), Disposable plastic Core provided (Permanent Cores Ordered Separately)
	63-	Hardware provided with LFIC (Removable Core) Cylinder — (Includes masterkeying, grand masterkeying)
	64-	Hardware provided with Keyed construction core to accept LFIC (Removable) Permanent Core (ordered separately)

Copyright © 2005-2025, SARGENT Manufacturing Company. All rights reserved. Reproduction in whole or in part without the express written permission of SARGENT Manufacturing Company is prohibited. Patent pending and/or patent www.assaabloydss.com/patents.

Cylinder Options and Shipping Information

Keypad (KP) Series

SARGENT
ASSA ABLOY

Cylinder Options:

Small Format Interchangeable Cores	70-	Hardware to accept 6 or 7-Pin SFIC Permanent Cores, plastic disposable core provided (10X Line J lever not available)
	72-	Hardware to accept 6 or 7-Pin SFIC (Keyed Construction Core provided) Cylinder (Permanent Core Ordered Separately) (10X Line J lever not available)
	73-	Hardware supplied with 6-Pin SFIC (Includes masterkeying, grand masterkeying) (10X Line J lever not available)
	65-73-	Hardware provided to accept Uncombined 6-Pin SFIC (Permanent) Core (Packed loose for field keying) (10X Line J lever not available)
	65-73-7P-	Hardware provided to accept Uncombined 7-Pin SFIC (Permanent) Core (Packed loose for field keying) (10X Line J lever not available)
	73-7P-	Hardware supplied with Small Format 7 Pin Interchangeable Core (Includes masterkeying, grand masterkeying) (10X Line J lever not available)
Keso & Keso F1	81-	Hardware provided with housings to accept Keso (83) and Keso F1 (F1-83-) removable cores (Not available with 10X Line) (Permanent Cores Ordered Separately)
	82-	Hardware provided with SARGENT Keso Security Cylinder
	F1-82-	Hardware provided with SARGENT Keso F1 Security Cylinder (Patented)
	83-	Hardware supplied with SARGENT Keso Security Removable Core cylinder (Not available with 10X Line)
	F1-83-	Hardware supplied with SARGENT Keso F1 Security Removable Core cylinder (Not available with 10X Line) (Patented)
	84-	Hardware provided with SARGENT Keso Construction Cores (Not available with 10X Line) (Permanent Cores ordered separately)
Bump Resistant	BR-	Bump Resistant Cylinder (Available with Conventional and Conventional XC Cylinders Only)
Keyed Different	KD-	Cylinders provided keyed differently/random
Less Cylinder	LC-	Hardware supplied less cylinder
Accepts Schlage Cylinders	30-	10X Line Lever to accept Schlage Fixed Core Cylinder-Cylinder is not provided (10X Line only)
	SF-	10X Line L, B or P lever to accept Schlage® large format interchangeable core (supplied less core, tailpiece included).
Accepts ASSA ABLOY ACCENTRA™ Cylinders/ Cores	YC-	10X Line lever to accept Corbin Russwin or ASSA ABLOY ACCENTRA™ 6-pin fixed core cylinder - less cylinder, tailpiece provided (all designs)
	YC-7P-	10X Line lever to accept Corbin Russwin or ASSA ABLOY ACCENTRA™ 7-pin fixed core cylinder - less cylinder, tailpiece provided (all designs)
	YRC-^	10X Line L or P Lever to accept ASSA ABLOY ACCENTRA™ 6-pin large format interchangeable core (supplied less core, but with tailpiece needed)
Schlage Keyways	SC-	Schlage C keyway cylinder, 0 bitted (10X Line only)
	SE-	Schlage E keyway cylinder, 0 bitted (10X Line only)

Architectural Specifications

Keypad (KP) Series

SARGENT
ASSA ABLOY

KP10XG77 Cylindrical Locks



2.0 ACCESS CONTROL CYLINDRICAL LOCK

A. Standalone access control cylindrical locks shall be KP10XG77 as manufactured by SARGENT Manufacturing Company, New Haven, CT.

- B. Provide cylindrical lock series and function where specified in hardware groups, with the provisions below.
1. Cylinders: Provide SARGENT Signature Series cylinders.
 2. Backsets: 2-3/4 inches.
 3. Strikes: Provide wrought boxes and strikes with proper lip length to protect trim but not to project more than 1/8 inch beyond trim, frame or inactive leaf.

- C. Locks shall meet ANSI/BHMA A156.2, Grade 1 requirements.
- D. Locks shall be UL listed for use on fire doors.
- E. Provide access control products with non-volatile memory.
- F. Provide keypad operated products with a minimum of 100 user codes.
- G. In addition to user codes, provide a Master Code as standard. The Master Code assigns emergency, supervisory, and user codes.
- H. Provide the ability to print the last fifteen entries via infrared printer.
- I. Locking and unlocking of the lever handle shall be done by a motor-driven battery powered unit (solenoids not acceptable) contained completely within the body of the cylindrical lock. The inside lever is always free for egress.

- J. Provide lever design to match other locks on the project.
- K. Provide LED's on unit to indicate status – unlocked and programming mode.
- L. Provide weatherseal gasketing for keypad at exterior applications.

KP8200 Series Mortise Locks



2.1 ACCESS CONTROL MORTISE LOCKS

A. Stand alone access control mortise locks shall be KP8200 Series as manufactured by SARGENT Manufacturing Company, New Haven, CT.

- B. Provide access control mortise lock series, type, and function where specified in hardware groups, with the provisions below.
1. Cylinders: Provide SARGENT Signature Series mortise cylinders.
 2. Backsets: 2-3/4 inches.
 3. Strikes: Provide wrought boxes and strikes with proper lip length to protect trim but not to project more than 1/8 inch beyond trim, frame or inactive leaf.

- C. Locks shall meet ANSI/BHMA A156.13, Grade 1 requirements.
- D. Locks shall be UL listed for use on fire doors.
- E. Provide access control products with non-volatile memory.
- F. In addition to user codes, provide a Master Code as standard. The Master Code assigns emergency, supervisory, and user codes.
- G. Lock shall have the ability to print the last fifteen entries via infrared printer.
- H. Locking and unlocking of the lever handle shall be done by a motor-driven battery powered unit (solenoids not acceptable) contained completely within the body of the mortise lock. The inside lever is always free for egress.

- I. Provide lever design to match other locks on the project.
- J. Provide LED's on unit to indicate status – unlocked and programming mode.
- K. Provide weatherseal gasketing for keypad at exterior applications.

Architectural Specifications

Keypad (KP) Series

SARGENT
ASSA ABLOY

KP8800/8900 Series Exit Devices



2.2 ACCESS CONTROL EXIT DEVICES

- A. Standalone access control exit devices shall be KP8800/8900 Series as manufactured by SARGENT Manufacturing Company, New Haven, CT.
- B. Provide access control exit device series, type, and function where specified in hardware groups.
- C. All exit devices shall be UL listed for panic. Exit devices for labeled doors shall be UL listed as "Fire Exit Hardware".
- D. Exit devices shall meet ANSI/BHMA A156.3, Grade 1 requirements.
- E. Provide exit devices factory cut to door width and height. Locate exit devices at a height recommended by the exit device manufacturer, allowable by governing building codes, and approved by the Architect.
- F. Provide access control products with non-volatile memory.
- G. Provide keypad products with a minimum of 100 user codes.
- H. In addition to user codes, provide a Master Code as standard. The Master Code assigns emergency, supervisory, and user codes.
- I. Provide the ability to print the last fifteen entries via infrared printer.
- J. Locking and unlocking of the lever handle shall be done by a motor-driven battery powered unit (solenoids not acceptable) contained completely within the body of the outside trim. Egress from the inside at all times.
- K. Provide lever design to match other lock levers on the project.
- L. Provide LED's on unit to indicate status – unlocked and programming mode.
- M. Provide weatherseal gasketing for keypad at exterior applications.
- N. Provide cylinder-dogging feature for non-rated exit devices.
- O. Provide keyed removable mullions, as specified in the Hardware Groups.
- P. Provide clear powder coating at exit devices used in full exterior application, highly corrosive areas, and where noted in the hardware groups.
- Q. Provide SARGENT Signature Series cylinders for exit devices with cylinder override and cylinder dogging.

KP-PE8800/PE8900 Series Exit Devices



2.2 ACCESS CONTROL EXIT DEVICES

- A. Standalone access control exit devices shall be KP-PE8800/PE8900 Series as manufactured by SARGENT Manufacturing Company, New Haven, CT.
- B. Provide access control exit device series, type, and function where specified in hardware groups.
- C. All exit devices shall be UL listed for panic. Exit devices for labeled doors shall be UL listed as "Fire Exit Hardware".
- D. Exit devices shall meet ANSI/BHMA A156.3, Grade 1 requirements.
- E. Provide exit devices factory cut to door width and height. Locate exit devices at a height recommended by the exit device manufacturer, allowable by governing building codes, and approved by the Architect.
- F. Provide access control products with non-volatile memory.
- G. Provide keypad products with a minimum of 100 user codes.
- H. In addition to user codes, provide a Master Code as standard. The Master Code assigns emergency, supervisory, and user codes.
- I. Provide the ability to print the last fifteen entries via infrared printer.
- J. Locking and unlocking of the lever handle shall be done by a motor-driven battery powered unit (solenoids not acceptable) contained completely within the body of the outside trim. Egress from the inside at all times.
- K. Provide lever design to match other lock levers on the project.
- L. Provide LED's on unit to indicate status – unlocked and programming mode.
- M. Provide weatherseal gasketing for keypad at exterior applications.
- N. Provide cylinder-dogging feature for non-rated exit devices.
- O. Provide keyed removable mullions, as specified in the Hardware Groups.
- P. Provide clear powder coating at exit devices used in full exterior application, highly corrosive areas, and where noted in the hardware groups.
- Q. Provide SARGENT Signature Series cylinders for exit devices with cylinder override and cylinder dogging.

Notes

Keypad (KP) Series

The ASSA ABLOY Group is the global leader in access solutions. Every day, we help billions of people experience a more open world.

ASSA ABLOY Opening Solutions leads the development within door openings and products for access solutions in homes, businesses and institutions. Our offering includes doors, frames, door and window hardware, mechanical and smart locks, access control and service.

SARGENT®

ASSA ABLOY

SARGENT Manufacturing Company
100 Sargent Drive
New Haven, CT 06511 USA
800-727-5477
www.sargentlock.com

Founded in the early 1800s, SARGENT® is a market leader in locksets, cylinders, door closers, exit devices, electro-mechanical products and access control systems for new construction, renovation, and replacement applications. The company's customer base includes commercial construction, institutional, and industrial markets.

Copyright © 2005-2025, SARGENT Manufacturing Company. All rights reserved. Reproduction in whole or in part without the express written permission of SARGENT Manufacturing Company is prohibited. Patent pending and/or patent www.assaabloydss.com/patents.

90130 08/25