

Price List

Commercial Hardware

United States | PL77 | August 2025



What's New

Commercial Hardware

- Update page numbering
- **p. 7** Update Installation warranty
- **p. 8** Update end user information and code release
- **p. 14** Remove 5-5-pin
- **p. 17** Update QME160 E626 BF6 KD to QCL140E626S4478S
- **p. 17** Update Grade 1 Privacy Cylindrical Lock, Sierra Lever, Satin Chrome, Square 2-3/4" Latch, ANSI 4-7/8" x 1-1/4" Strike
- **p. 17, 23, 28, 34, 39, 44** Add *613 painted oil rubbed bronze
- **p. 55** Change 8Q00584 to 8Q00543 and 8Q00585 to 8Q00544
- **p. 67-79** Remove Grade 1 on QED, QRM, QET and QRT
- **p. 86, 89** Remove 8Q00454 and 8Q00455

General information

Table of contents

General information

Terms and conditions of sale	5
BEST Masterkey code and Masterkey service policy	8
Quoting & Ordering	94
Return authorizations	95
Purchase order	98
Keying system summary	100

Cylinders keys & keying

Keying options	10
Key stamping	10
Key blanks	11
Cut keys	12
Uncombined SFIC cores & key blanks	13
Cylinder options	14
Cylinder parts	15

Cylindrical locksets | Grade 1

QCL100 Series	17
---------------------	----

Cylindrical locksets | Grade 2

QCL 200 Series	23
----------------------	----

Interconnected locks | Grade 2

QCI200 Series	28
---------------------	----

Tubular locksets | Grade 2

QTL200 Series	34
---------------------	----

Auxiliary deadbolts | Grade 1

QDB100 Series	39
---------------------	----

Auxiliary deadbolts | Grade 2

QDB200 Series	44
---------------------	----

Exit devices & trims | Heavy duty

QED100 Series	50
QED100/200 Series	55 & 65
QET100 Series	61

Exit devices & trims | Mullions

QRM100 Series	59
---------------------	----

Exit devices & trims | Narrow stile

QED200 Series	53
QET200 Series	63

Exit devices & trims | Standard duty

QED300 Series	66
QRM300 Series	72
QET300 Series	74
QRT300 Series	77

Door closers | Extra heavy duty

QDC100 Series	80
---------------------	----

Door closers | Heavy duty

QDC200 Series	84
---------------------	----

Door closers | Standard duty

QDC300 Series	87
---------------------	----

Weights/Measures

Index & Forms	90
---------------------	----

General information

Terms and conditions of sale

1. Acceptance. The following Terms and Conditions of sale are applicable to all Quotations, Contract, Purchase Orders, Order Acknowledgement Forms, and sales of Seller's services and products, and are the only applicable terms and conditions thereto, except for terms establishing prices, quantities, delivery schedules, terms of payment, invoicing, shipping instructions, and the identification of the products associated with each transaction. If any conflict exists between the Terms and Conditions and a Quotation, Purchase Order, Order Acknowledgment form, or sale, these Terms and Conditions shall prevail BY REQUESTING A QUOTATION OF ORDERING ANY PRODUCTS OR SERVICES FROM SELLER, BUYER AGREES TO ALL THE FOLLOWING TERMS AND CONDITIONS. If a written contract signed by both parties is in existence covering the sale of the goods and services, the terms and conditions of the contract shall control to the extent they are inconsistent with these Terms and Conditions.

1. Order Procedure. Buyer may or may not request the preparation of a Quotation prior to ordering any products or services from Seller. Buyer then shall place a Purchase Order with Seller. By placing a Purchase Order, Buyer makes an offer to purchase products or services from Seller pursuant to these Terms and Conditions. Seller, in its discretion, may accept or reject the Purchase Order. If Seller accepts the Purchase Order, Seller shall issue an Order Acknowledgement Form confirming Buyer's order. No Purchase Order is binding on Seller unless accepted by Seller as provided in these Terms and Conditions.

2. Quotations. All Quotations by Seller are subject to change or withdrawal without prior notice to Buyer unless otherwise specifically stated in the Quotation. Quotation prices are valid on Purchase Orders placed within 90 days of the quote being issued, unless otherwise specifically stated in the quotation. If no order is placed within the stated time frame, prices may be adjusted to reflect the then-current published prices, surcharges, escalators, or other pricing adjustment due to, among other things, costs of materials, labor, transportation, taxes, duties, and other cost increases to Seller. All resulting Purchase Orders become effective only if and when approved and accepted in writing by Seller by the issuance of its Order Acknowledgement Form. Seller reserves the right to discontinue manufacture of any products or change products materials, design, or specifications without notice.

Quotation prices are valid on Purchase Orders placed within 90 days of the quote being issued, unless otherwise specifically stated in this quotation. If no order is placed within the stated time frame, prices may be adjusted to reflect the then-current published prices, surcharges, escalators, or other pricing adjustment due to, among other things, costs of materials, labor, transportation, taxes, duties, and other cost increases to Seller. All resulting Purchase Orders become effective only if and when approved and accepted in writing by Seller by the issuance of its Order Acknowledgement Form. All Quotations and resulting orders are subject to Seller's Terms and Conditions set forth in the price book.

3. Site Requirements.

- a. The Quotation is contingent upon all work being performed during normal business hours unless otherwise negotiated and a mutually agreeable schedule. The Quotation is calculated on one continuous installation engagement based on acceptable site conditions where other dependent scopes have completed preparation for proposed materials (i.e. electrical work, floor work, adjacent construction). When Buyer has given authorization for work to begin, no other scopes may impede Seller's ability to complete installation in agreed upon area. Seller reserves the right to invoice for costs that are incurred due to unacceptable site conditions or delays by others resulting in additional installation visits.
- b. Signed acceptance by Buyer of shop drawings and/or submittals shall be interpreted as acceptance that proposed scope is the correct interpretation of construction documents. Any field verification and/or work required by others as detailed in the

submittal will be provided and coordinated by Buyer. Work shall not begin nor shall orders be placed for any projects until all shop drawings and submittals have been approved in writing by Buyer.

4. Warranty. Seller warrants only that all products sold pursuant to a Quotation or Purchase Order will conform to the description in the Price Book and will be free from defects in workmanship and materials. The duration of each product warranty is dependent on the particular product. Refer to EAD & DHW warranty statement. Extended warranties may be available for an additional cost. Seller is not responsible for defects or damages caused by wear and tear, consumable materials, vandalism, fires, storms, floods, acts of God, misuse, abuse or alteration by any company other than Seller. Seller further warrants that Buyer will receive good and valid title to the products. Any claim on account of nonconforming or defective products or for any other cause whatsoever shall conclusively be deemed waived by Buyer unless written notice thereof is given to Seller promptly after discovery but no later than sixty (60) days from date of shipment. Seller shall have the right either to replace or repair any nonconforming or defective products, to refund the purchase price upon return of the products, or to grant a reasonable allowance on account of such nonconformance or defect Seller's liability and Buyer's exclusive remedy for nonconforming or defective products shall be limited solely to replacement, repair, refund, or allowance as Seller may elect. Seller shall be given reasonable opportunity to investigate all claims and no materials shall be returned to Seller until after inspection and approval by Seller and receipt by Buyer of written shipping instructions from Seller. Buyer acknowledges and agrees that the remedies set forth in this paragraph are Buyer's exclusive remedies for the delivery of nonconforming or defective products.

Additional Warranties

- a) No credit will be provided for any work completed by others during warranty term.
- b) Warranty work will be performed during normal business hours with our standard response times. Any warranty work taking place beyond normal business hours or with expedited response time may be billable.
- c) Products repaired or replaced under the warranty are warranted only through the remainder of the original warranty period.

DISCLAIMER OF FURTHER WARRANTIES. EXCEPT AS SET FORTH ABOVE, THERE IS NO WARRANTY, REPRESENTATION, OR CONDITION OF ANY KIND, EXPRESS OR IMPLIED (INCLUDING NO WARRANTY OF MERCHANTABILITY OR FITNESS OF THE PRODUCTS FOR ANY USE CONTEMPLATED BY BUYER) CONCERNING

SELLER'S PRODUCTS OR SERVICES AND NONE SHALL BE IMPLIED BY LAW.

5. LIMITATION OF LIABILITY AND REMEDIES. SELLER SHALL NOT BE LIABLE, AND BUYER WAIVES ALL CLAIMS AGAINST SELLER FOR ANY INCIDENTAL, CONSEQUENTIAL, OR SPECIAL DAMAGES, INCLUDING WITHOUT LIMITATION, LOST REVENUES AND PROFITS EVEN IF SELLER HAS BEEN ADVISED OF THE POSSIBILITY OF SUCH DAMAGES. BUYER'S EXCLUSIVE REMEDY FOR ANY CAUSE OF ACTION UNDER THESE TERMS AND CONDITIONS IS A CLAIM FOR DAMAGES AND IN NO EVENT WILL DAMAGES OR ANY OTHER RECOVERY OF ANY KIND AGAINST SELLER EXCEED THE PURCHASE PRICE OF THE SPECIFIC PRODUCTS OR SERVICES AS TO WHICH THE CLAIM IS MADE. SELLER WILL NOT BE LIABLE TO BUYER FOR ANY LOSS, DAMAGE, OR INJURY TO PERSONS OR PROPERTY RESULTING FROM THE HANDLING, STORAGE, TRANSPORTATION, RESALE, OR USE OF THE PRODUCTS IN MANUFACTURING PROCESSES, OR IN COMBINATION WITH OTHER SUBSTANCES, OR OTHERWISE.

General information

Terms and conditions of sale (continued)

6. Intellectual Property Indemnification. (a) Seller agrees to defend, indemnify and hold Buyer harmless against any claims, costs, damages, liability and expenses resulting from actual or alleged patent, trademark, or copyright infringement, misappropriation of confidential information, or violation of any other intellectual property right, domestic or foreign, in the selling or use of any part or product that is owned by Seller and that pertains to the subject matter of a Quotation, Purchase Order, or sale of products or services (provided that the product is not modified in anyway by Buyer or any other party, and that the product is used in the manner intended by Seller). If a suit or claim results in any injunction or any other order that would prevent Seller from supplying any product falling under a Quotation, Purchase Order, or sale, or if the result of such a suit or claim would, in the reasonable opinion of Seller, otherwise cause Seller to be unable to supply such products, Seller shall have the right, at its option, if it so chooses, to do one or more of the following: (i) secure an appropriate license to permit Seller to continue supplying the products to Buyer; (ii) modify the relevant product so that it becomes non-infringing, provided that any modification does not cause any material change to the operation or performance of the product; or (iii) replace the relevant product with a non-infringing but practically equivalent product. (b) Buyer agrees to defend, indemnify, and hold Seller harmless against any claims, costs, damages, liability and expenses resulting from actual or alleged patent, trademark, or copyright infringement, misappropriation of confidential information, or violation of any other intellectual property right, domestic or foreign, in the making, using or selling of any product or using any process that is owned by Buyer or is designed or specified by Buyer and that pertains to the subject matter of a Quotation, Purchase Order, or sale.

7. Ownership of Inventions. All drawings, know-how, designs, confidential information, and the like disclosed to Buyer by Seller and all rights therein will remain the property of Seller. Buyer shall have no claim to, ownership interest in, no license to, or no rights to any information provided or communicated by Seller.

8. Lead Times. If applicable, lead times are based on standard requirements by factory to provide materials proposed. Ship dates will be provided as estimate only once order is placed with the factory. Adequate packaging will be provided for any normal shipping circumstance such that materials will be protected and labeled as required. Special packaging may be provided for an additional expense. Shipping will be cost effective unless expedited fees are accepted by Buyer. If materials are to be provided to job site or Buyer location, Seller will make an informed decision as to the best instruction to provide the shipping company. If materials are not required to have direct delivery, materials will be brought to branch for pickup by Buyer. All freight terms shall be FOB. Any claims for damage in transit or lost freight, receiving, and inspection of materials is the responsibility of Buyer. It is a requirement of Buyer to inspect and review all materials prior to accepting shipment.

9. Title/Risk of Loss. All products shall be shipped FOB Seller's manufacturing facility to Buyer's designated delivery location. Unless otherwise agreed by the parties, Seller shall select the method of and carrier for the products. Seller reserves the right to ship items in a single or in multiple shipments. Title and risk of loss to products ordered passes to Buyer upon delivery of the products to the freight carrier. Unless mutually agreed upon in writing, shipping dates are approximate and are based upon prompt receipt of all necessary information.

10. Prices. Quoted price is valid for 90 days. Seller reserve the right to revise quotations after the 90 days. All accepted Purchase Orders are subject to Seller's price in effect at time of shipment. Buyer shall be responsible for any increase in freight rates or transportation charges occurring after Seller prepared the Order Acknowledgment Form. on the Order Acknowledgment Form. Buyer shall pay to Seller in addition to the purchase price the amount of all fees, duties, licenses, and all sales, use, privilege, occupation, excise, or other

taxes, federal, state, local, or foreign which Seller is required to pay or collect in connection with products or services sold to Buyer.

11. Payments. Unless otherwise agreed in writing between the parties, all Seller's invoices are payable within thirty (30) days of their date. Time is of the essence. Interest on past due amounts will be assessed at the rate of 2% per month (24% per annum), or the maximum allowable by law.

Seller reserves the right to full payment upon completion of work unless credit is pre-established. For any work requiring materials purchase or scheduling, a 50% deposit is due at time of proposal acceptance. Twenty percent (20%) of the Quotation, Purchase Order value may be billed after job award. Joint check agreements may be requested at the discretion of Seller. If payment is outstanding for any one account, work may be stopped and outstanding orders cancelled until account is restored. Should Seller require the use of collection, attorney's fees, or fees for insufficient funds, Buyer agrees that these funds will be repaid to Seller. Seller retains the right to file a lien against all or part of the property being improved. Seller reserves the right to add a 2.5% charge if invoice becomes delinquent beyond terms.

12. Cancellation. In the event a Buyer's Purchase Order and the issuance of an Order Acceptance Form is cancelled, it will be subject to standard 35% restocking fees, cancellation fees, engineering fees, materials & freight costs incurred, and administrative fees. Standard cancellation is 20% of order as long as no materials have been ordered. Should Buyer release material orders, Buyer will be liable for that portion of the job and 20% of the remaining amount of work unperformed/unordered.

13. Storage. If applicable, Seller reserves the right to implement a storage fee if delivery is delayed after agreed upon date. Should project timeline require storage of materials, Seller reserves the right to bill for those materials at the time they have been received at a Seller location, Buyer location, or at job site. Certificate of insurance for stored materials can be provided to Buyer upon request. Signed acceptance by Buyer of shop drawings and/or submittals shall be interpreted as acceptance that proposed scope is the correct interpretation of construction documents. Any field verification and/or work required by others as detailed in the submittal will be provided and coordinated by Buyer.

14. Insolvency. Seller may, at any time or times, suspend performance of any order or require payment in cash, security, or other adequate assurance satisfactory to Seller when, in Seller's opinion, the financial condition of Buyer or other grounds for insecurity, including the filing of a petition for bankruptcy, warrant such action.

15. Force Majeure. Seller shall not be liable for any delay in fulfilling any order due to (a) fires, floods, strikes, or other labor disputes, accidents to machinery, acts of sabotage, riots, precedence or priorities granted at the request or for the benefit, directly or indirectly, of the federal or any state government or any subdivision or agency thereof, delays in transportation or lack of transportation facilities, restrictions imposed by federal or state legislation or rules of regulations thereunder; or (b) any cause beyond the control of Seller.

16. Ownership of Equipment. Unless otherwise agreed in a writing, all material, equipment, facilities, and special tooling, which term includes but is not limited to jigs, dies, fixtures, molds, patterns, special taps, special gauges, special test equipment, and manufacturing aids and replacements thereof, used in the manufacture of the products covered by any order shall remain the property of Seller. Any material, tooling, and equipment furnished to Seller by Buyer shall be and remain the personal property of Buyer with the title to and right of possession remaining in Buyer.

17. Confidential Information. All information furnished or made available by Seller to Buyer in connection with a transaction shall be held in confidence by Buyer. Buyer agrees not to use such information

General information

Terms and conditions of sale (continued)

or disclose such information to others without Seller's prior written consent. The obligations of this paragraph does not apply to any information which (a) at the time of disclosure was, or thereafter becomes, generally available to the public by publication or otherwise through no breach by Buyer of any obligation herein, (b) Buyer can show by written records was in Buyer's possession prior to disclosure by the disclosing party, (c) is legally made available to Buyer by or through a third party having no direct or indirect confidentiality obligation to Seller with respect to such information, (d) was independently developed by Buyer without use of any of Seller's confidential information, or (e) is required to be disclosed pursuant to applicable law.

18. Waiver. No waiver by Seller of any of these Terms and Conditions shall be effective unless explicitly set forth in writing and signed by Seller. No failure to exercise, or delay in exercising, any rights, remedy, power, or privilege arising from these Terms and Conditions shall operate or be construed as a waiver thereof, nor shall any single or partial exercise of any right, remedy, power, or privilege hereunder preclude any other or further exercise thereof or the exercise of any other right, remedy, power or privilege.

19. Assignment. No assignment of any right or interest or delegation of any obligation or performance of Buyer under this order may be made without the prior written consent of Seller. Any attempted assignment or delegation will be wholly void and totally ineffective for all purposes.

20. Choice of Law. All sales, agreements for sale, offers to sell, proposals, acknowledgments and contracts of sale, including, but not limited to, Purchase Orders accepted by Seller, shall be considered a contract under the laws of the State of Delaware, and the rights and duties of all persons, and the construction and effect of all provisions hereof, shall be governed by and construed according to the laws of the State of Delaware.

21. Integration Clause. These Terms and Conditions constitute the entirety of terms and conditions, except as set forth in paragraph one, governing the sale and purchase of products and services sold by Seller. No modification of these Terms and Conditions shall be of any force or effect unless in writing and signed Seller and Buyer. Buyer may desire to utilize its own form of acknowledgment or acceptance of these Terms and Conditions. However, the use of any such form shall be for convenience only. No modification of these Terms and Conditions shall be affected by the acknowledgment or acceptance of purchase orders, shipping instruction forms, bills of lading or any other document containing terms or conditions at variance with or in addition to those set forth herein, all such varying or additional terms being hereby objected to and rejected by Seller and deemed to be waived by Buyer.

22. Installation Projects. Communication: Buyer shall communicate all of these installation terms to any end-user receiving installation services from dormakaba. Work Execution: Any installation quote is prepared with the understanding that openings within the scope of work ("Work") have doors and frames in good working order. dormakaba will perform the Work in the order set forth in a field survey conducted by an end-user, an end-user consultant, or Buyer prior to beginning the installation. Work shall occur weekdays during normal business hours (M-F, 8am – 5pm, local time). Work performed outside of normal business hours is available at a rate of 135% of the normal base rate. Any Work requested to be performed outside of normal business hours will require start and stop time confirmation with installation site, such start and stop time to be obtained by the Buyer or the end-user. Installation Projects are performed as one continuous installation event, from commencement until the completion of the installation. Unless specifically noted otherwise in writing, there will be additional charges for delays or additional trips not caused by dormakaba. Commencement of installation is conditioned on acceptable site conditions, including the completion of dependent scopes of work (e.g., electrical work, keying meetings, distribution of credentials). When Buyer or end-user has given

authorization for work to begin, Buyer or end-user shall ensure no other scopes may impede dormakaba's ability to complete installation in agreed upon area. dormakaba reserves the right to assess a fee for costs incurred due to unacceptable site conditions or delays by others resulting in additional installation visits. Union labor, prevailing wage, and certified payroll are excluded from the installation quote unless otherwise set forth in writing. Insurance certificates will be provided upon request. Coverage is limited to the types and amounts set forth on the insurance certificate. Includes execution of materials only as detailed within proposal. Additional Charges: Additional charges may be assessed for delays or additional install time to correct any deficiencies or discrepancies between scope of work and actual jobsite. Any dormakaba materials delivered to Buyer but missing from installation site will be reordered at customer's expense. Any hardware changes or change orders shall be quoted on a separate proposal and timeline. Storage: dormakaba reserves the right to assess a storage fee if Buyer or end-user causes delivery to be delayed after the agreed upon delivery date. Should project timeline require storage of materials after delivery to Buyer or end-user, through no act or omission of dormakaba, dormakaba reserves the right to assess a storage fee, Buyer location, or at job site. Certificate of insurance for stored materials can be provided to Buyer upon request. Exclusions: Unless explicitly included in the installation quote, these are excluded: Distribution to staff of any form of keys, fobs or cards or credentials; any temporary security, barricades, or signage; all carpentry work outside of this specification including drywall, paint, framing, patching of existing holes, etc.; union labor, prevailing wage & certified payroll unless noted otherwise; permits are the responsibility of the end-user; Any special consideration for asbestos and lead paint hazards; any bonds; any NFPA or other certification of tolerances or rating concerning product, door, and frame configuration; disposal of material and packaging; damage from negligence, vandalism or Force Majeure; cleaning of site beyond broom clean; cost for special insurance requirements; consumable materials (e.g., batteries); any electrical work including 120v connections and low voltage wiring pulls; and other similar categories of labor and materials not included in the installation quote.

23. Installation Warranty. In addition to the standard product warranty, products installed by the dormakaba Field Services team are covered by a one (1)-year installation warranty on materials to be free from manufacturer defects and on installation labor performed. Extended warranties are available for an additional cost. dormakaba is not responsible for defects or damages caused by wear and tear, consumable materials (e.g., batteries), vandalism, fires, storms, floods, acts of God, misuse, abuse, or alteration on by any company other than dormakaba. No credit will be provided for any work completed by others during warranty term. dormakaba reserves the right to withhold the performance of warranty work if Buyer payments have become past due. Warranty work will be performed during normal business hours with our standard response times. Any warranty work taking place beyond normal business hours or with expedited response time may be billable. In the event that Buyer, its agents, employees, successors, and/or assigns tampers with, misuses, removes any parts, or adds any parts or equipment, Buyer agrees to indemnify, save and hold harmless dormakaba, its agents, employees, successors, and/or assigns, from any and all liability, damages, or losses, including reasonable attorney's fees, arising out of, or incidental to, the aforementioned conduct. dormakaba warrants that all goods manufactured by dormakaba and all services provided by dormakaba hereunder will be free from defects in workmanship and materials for twelve (12) months from the date of final project invoice to the carrier, unless sold as "With All Faults", "Shop", "As Is", "As They Stand" or other similar designation. Products repaired or replaced under the warranty are warranted only through the remainder of the original warranty period.

General information

BEST Masterkey code and Masterkey service policy

I. DISTRIBUTOR MASTERKEY SERVICES

All dormakaba USA Inc. ("dormakaba USA") Authorized Distributors, Aftermarket Wholesalers, and Locksmiths ("Authorized Distributors") can create, modify or extend masterkey codes for the benefit of their end user customers ("End Users") for Best non-patented masterkey systems; provided, however, the services must be performed in line with industry standards. With the express written permission of dormakaba USA, select Authorized Distributors can create, modify or extend masterkey codes for the benefit of End Users for a Best Patented Masterkey System (pursuant to the terms and conditions of Section C below). Authorized Distributor's failure to comply with the terms of this policy could result in dormakaba USA's termination of its Distributor Agreement as well as dormakaba USA's pursuit of any remedies available at law.

A. END USER INFORMATION AND CODE RELEASE:

All masterkey codes (both patented and non-patented) previously generated by dormakaba USA are available for distribution to End Users (and/or their designated Authorized Distributor, if applicable) by completing the End User Information and Code Release Form. For a copy of this form please contact your dormakaba USA End User Consultant. End user codes will be distributed solely to those Authorized Distributors (a) identified by the End User on a fully executed End User Information and Code Release Form received by Best, and (b) for the release of Best Patented Masterkey Codes, the Authorized Distributor is authorized by dormakaba USA to receive and process Best Patented Masterkey Codes (as more fully described in Section C below.) No exceptions will be made to this policy.

B. BEST NON-PATENTED MASTERKEY SYSTEM

As of September 4, 2012, dormakaba USA no longer requires a Security Authorization Form to be signed by the End User prior to dormakaba USA and/or its Authorized Distributor accepting core and key orders for non-patented keying systems. All valid End User communications for orders related to non-patented keying systems will be fulfilled at the End User's liability.

C. BEST PATENTED MASTERKEY SYSTEM

The Best Patented Masterkey System provides a higher level of protection against unauthorized key duplication and crossovers and, in order to maintain the quality of a Best Patented Masterkey System, the following terms and conditions of this policy shall apply to any and all Authorized Distributors with access to Best Patented Masterkey Systems. For the purpose of this policy, "Best Patented Product" shall mean the Best Cormax (including cores and keys), as well as any and all future product dormakaba USA designates as patented product for the purpose of this policy. "Best Patented Masterkey Systems" and "Best Patented Masterkey Codes" shall mean the respective masterkey system or codes of any Best Patented Masterkey Product.

Sale of Best Patented Product: As further described in this Section C, only those Authorized Distributors meeting certain necessary qualifications and standards shall be selected by dormakaba USA to sell Best Patented Product. Selection shall be at the sole discretion of dormakaba USA and shall be evidenced in writing via the Distributor Agreement or its select addendums.

Best Patented Security Authorization Form: It is a responsibility of the Authorized Distributor to ensure that Best Patented Product does not end up in the possession of unauthorized individuals or entities. The Authorized

Distributor must ensure that the End User completes a Best Patented Masterkey System Security Authorization Form (the "Security Authorization Form") as outlined in this Section C. The Security Authorization Form designates those individuals within the End User's organization that are authorized to place orders with the Authorized Distributor for Best Patented Product. The Security Authorization Form must be completed and signed by the End User.

It is the Authorized Distributor's full responsibility to validate the End User's signature as identified on the Security Authorization Form prior to accepting any orders for Best Patented Product.

In certain circumstances the Authorized Distributor selling the Best Patented Product will not contract directly with the End User. In these circumstances, the Authorized Distributor is required to work with its reseller to ultimately ensure that the End User submits a signed Security Authorization Form to dormakaba USA.

dormakaba USA shall have the right to audit all Security Authorization Forms maintained by the Authorized Distributors for completeness, accuracy and compliance with this Policy.

Sale of Combined Best Patented Product through

Distributor: dormakaba USA may authorize select Authorized Distributor to purchase and resell to an End User Best Patented Product that has been combined by dormakaba USA Personnel. In this instance, a Security Authorization Form must be completed and signed by the End User and provided by the Authorized Distributor to dormakaba USA with each Best Patented Product order.

Stocking of Best Patented Product: dormakaba USA may authorize select Authorized Distributors to purchase and stock Best Patented Product and have access to Best Patented Masterkey Codes by entering into a Best Patented Masterkey System Distributor Agreement Addendum (the "Authorized Stocking Distributor") As a condition to the Authorized Stocking Distributor's continued access to Best Patented Masterkey Codes, it must comply at all times with the Best Patented Key Systems Security Procedure. In addition, it is the responsibility of the Authorized Stocking Distributor to ensure that they have a completed Security Authorization Form on file for each End User that places an order with the Authorized Stocking Distributor for Best Patented product and that the Authorized Stocking Distributor authenticates the signature of each Best Patented Product order utilizing the Security Authorization Form.

Best Patented Masterkey Code Generation: To assist in reducing the possibility of duplication within a keying system and ensure security, all Best Patented Masterkey Codes must be created, modified and/or extended by Best's masterkey personnel and/or an Authorized Stocking Distributor. The unauthorized duplication or release of Best Patented Masterkey Codes to non-authorized people or organizations, including, but not limited to, unauthorized distributors, wholesalers, private locksmiths, other lock manufacturers, architects, or contractors, is a violation of this policy as well as the infringement of patent rights and other intellectual property rights of dormakaba USA. In addition to any other recourse available under law, the unauthorized release of Best Patented Masterkey Codes by any Authorized Stocking Distributor shall result in immediate termination.

Best Patented Masterkey System Exclusive Keyways:

General information

BEST Masterkey code and Masterkey service policy (continued)

Upon request from an End User to release Best Patented Masterkey Codes previously generated by dormakaba USA that are on an exclusive keyway, dormakaba USA will send a notification to the End User reminding them that their patented codes are on an exclusive keyway. dormakaba USA will provide a copy of this notice to the Authorized Stocking Distributor. To assist in reducing the possibility of duplication within an End User exclusive keying system and ensure security, all exclusive Best Patented Masterkey Codes must be created, modified and/or extended and recorded in dormakaba USA's BESTCode masterkey code management tool.

Should dormakaba USA approve an Authorized Stocking Distributor to establish a Best Patented Masterkey System on an exclusive keyway, the Authorized Stocking Distributor shall be required to sign a Best Patented Masterkey System Exclusive Keyway Addendum. To assist in reducing the possibility of duplication within a Distributor exclusive keying system and ensure security, all exclusive Best Patented Masterkey Codes must be created, modified and/or extended and recorded in dormakaba USA's BESTCode masterkey code management tool.

Copies of Best Patented Masterkey Codes: dormakaba USA shall have a right to a copy of all Best Patented Masterkey Codes that have been originated, modified, extended or otherwise maintained by the Authorized Stocking Distributor in the dormakaba USA BESTCode system in order for dormakaba USA to be able to provide continued support either directly, or indirectly, to the End User.

accordance with this Policy. The BESTCode masterkey code management tool is not available for use with Commercial Hardware products.

III. FORMS

For a copy of the following forms please contact the dormakaba USA End User Consultant.

- End User Information and Code Release Agreement
- Best Patented Masterkey System Distributor Agreement Addendum (Exhibit B)
- Best Patented Masterkey System Security Authorization Form
- Best Patented Key Systems Security Procedure
- Best Patented Masterkey System Exclusive Keyway Addendum
- Best Patented Masterkey System End User Specific Distributor Agreement Addendum (Exhibit D)

dormakaba USA reserves the right to change, modify or update this Policy at any time, in its sole discretion.

II. BEST MASTERKEY SERVICES

A. BEST MASTERKEY SERVICES PROVIDED TO DISTRIBUTOR:

dormakaba USA, upon request and at its sole discretion, may provide select masterkey services to an Authorized Distributor for both non-patented masterkey systems and Best Patented Masterkey Systems. In order for an Authorized Distributor to place an order for the extension of, or modification to, a masterkey system previously created or maintained by dormakaba USA, the End User must have selected that Authorized Distributor as its authorized designee in the End User Information & Code Release Form received by dormakaba USA. Complete keying instructions must be given before a Best order can be properly acknowledged with an estimated delivery date. dormakaba USA reserves the right to charge for the service of a customized masterkey security solution with the purchase of a Best product. A master key service charge of \$120 (net) will be assessed for each new construction core that is being used in a non dormakaba manufactured Small Format Interchangeable Core product. Best Patented Masterkey System products shall not be provided without the associated masterkey services being provided by dormakaba USA. All Masterkey Services provided by dormakaba USA shall be subject to the terms and conditions of the Best Masterkey Service Order Acknowledgment which shall be provided upon acceptance of the order for Masterkey Services.

B. BEST BESTCODE:

dormakaba USA may, in its sole discretion, make available its BESTCode masterkey code management tool to select Authorized Distributors that meet certain training and certification requirements. If offered, BESTCode will be made available for an annual subscription fee as outlined in the Best pricing catalog. All codes made available to Authorized Distributors in the BESTCode system shall be subject to the BESTCode User License Agreement and will be provided in

Cylinders keys & keying

Keying options | Key stamping

Keying options

Order	Description	Qty	List price
KD	Keyed Different	1	NC
KA	Keyed Alike	1	NC
MK	Master Keyed (One Level Only)	1	29.00
CK	Construction Keyed (AKA as Protecto Keying)	1	29.00
CMK	Construction & Master Keyed	1	29.00
MAIS	Maison Keyed / Cross Keyed	1	29.00
GMK	Grand Master Keyed	1	29.00
GGMK	Great Grand Master Keyed	1	29.00

Key stamping options

Order	Description	Qty	List price
VCK0	No bitting or keyset stamping on keys	1	NC
VCK1	Visual Key Stamping (Keys Only)	1	NC
VCK2	Special Key Stamping (Other than standard symbols)	1	8.90
VCK3	Visual Key Control (Cylinder Face Only - Levers and Deadbolts)	1	8.90
VCK4	Visual Key Control (Keys & Cylinder Face)	1	18.00
DND	Keys stamped with "Do Not Duplicate"	1	NC
CKC2	Concealed Key Control (Cylinders & VKC Keys)	1	18.00
CKC3	Concealed Key Control (Cylinders Only)	1	18.00

- Maximum Characters: Keys - 6
 Cylinder Face - 4
 CKC Cylinders - 6

Cylinders keys & keying

Key blanks

Key blanks (sold in quantities of 50)

Description	Each	Service part #	List price
-------------	------	----------------	------------

6-Pin key blanks

Kwikset KW 6-Pin Blank (Embossed One Side)	1	6AQ1KW16	4.30
Weiser WE 6-Pin Blank (Embossed One Side)	1	6AQ1WE16	4.30
Schlage SC 6-Pin Blank (Embossed One Side)	1	6AQ1SC16	4.30
Sargent LA 6-Pin Blank (Ilco Standard Bow)	1	6AQ1LA16	4.30
Yale GA 6-Pin Blank (Ilco Standard Bow)	1	6AQ1GA16	4.30
BF 6-Pin Blank (Ilco Bow, Do Not Duplicate)	1	6AQ1BF16DND	4.30
Kwikset KW 6-Pin Blank (Embossed One Side, Do Not Duplicate)	1	6AQ1KW16DND	4.30
Weiser WE 6-Pin Blank (Embossed One Side, Do Not Duplicate)	1	6AQ1WE16DND	4.30
Schlage SC 6-Pin Blank (Embossed One Side, Do Not Duplicate)	1	6AQ1SC16DND	4.30

5-Pin key blanks

Kwikset KW 5-Pin Blank (Embossed One Side)	1	6AQ1KW15	4.30
Kwikset KW 5-Pin Blank for QDB288 Control Cylinder	1	6AQ2KW15	4.30
Weiser WE 5-Pin Blank (Embossed One Side)	1	6AQ1WE15	4.30
Schlage SC 5-Pin Blank (Embossed One Side)	1	6AQ1SC15	4.30
Kwikset KW 5-Pin Blank (Embossed One Side, Do Not Duplicate)	1	6AQ1KW15DND	4.30
Weiser WE 5-Pin Blank (Embossed One Side, Do Not Duplicate)	1	6AQ1WE15DND	4.30
Schlage SC 5-Pin Blank (Embossed One Side, Do Not Duplicate)	1	6AQ1SC15DND	4.30

* Key blanks sold in quantities of 50.

Cylinders keys & keying

Cut keys

Cut keys

Description	Qty	Part #	List price
-------------	-----	--------	------------

6-Pin cut keys

BF 6-Pin Cut Key (Embossed One Side)	1	6AQ1BF26	11.00
BF 6-Pin Cut Key (Embossed One Side, Master Key)	1	6AQ3BF26	11.00
Kwikset KW 6-Pin Cut Key (Embossed One Side)	1	6AQ1KW26	11.00
Kwikset KW 6-Pin Cut Key (Embossed One Side, Master Key)	1	6AQ3KW26	11.00
Weiser WE 6-Pin Cut Key (Embossed One Side)	1	6AQ1WE26	11.00
Weiser WE 6-Pin Cut Key (Embossed One Side, Master Key)	1	6AQ3WE26	11.00
Schlage SC 6-Pin Cut Key (Embossed One Side)	1	6AQ1SC26	11.00
Schlage SC 6-Pin Cut Key (Embossed One Side, Master Key)	1	6AQ3SC26	11.00
Sargent LA 6-Pin Cut Key (Ilco Standard Bow)	1	6AQ1LA26	11.00
Sargent LA 6-Pin Cut Key (Ilco Standard Bow, Master Key)	1	6AQ3LA26	11.00
Yale GA 6-Pin Cut Key (Ilco Standard Bow)	1	6AQ1GA26	11.00
Yale GA 6-Pin Cut Key (Ilco Standard Bow, Master Key)	1	6AQ3GA26	11.00
BF 6-Pin Cut Key (Embossed One Side, Do Not Duplicate)	1	6AQ1BF26DND	11.00
Kwikset KW 6-Pin Cut Key (Embossed One Side, Do Not Duplicate)	1	6AQ1KW26DND	11.00
Weiser WE 6-Pin Cut Key (Embossed One Side, Do Not Duplicate)	1	6AQ1WE26DND	11.00
Schlage SC 6-Pin Cut Key (Embossed One Side, Do Not Duplicate)	1	6AQ1SC26DND	11.00

5-Pin cut keys

Kwikset KW 5-Pin Cut Key (Embossed One Side)	1	6AQ1KW25	11.00
Kwikset KW 5-Pin Cut Key (Embossed One Side, Master Key)	1	6AQ3KW25	11.00
Kwikset KW 5-Pin Cut Key for QDB288 Control Cylinder	1	6AQ2KW25	11.00
Weiser WE 5-Pin Cut Key (Embossed One Side)	1	6AQ1WE25	11.00
Weiser WE 5-Pin Cut Key (Embossed One Side, Master Key)	1	6AQ3WE25	11.00
Schlage SC 5-Pin Cut Key (Embossed One Side)	1	6AQ1SC25	11.00
Schlage SC 5-Pin Cut Key (Embossed One Side, Master Key)	1	6AQ3SC25	11.00

- * All cut keys require specification of keyway and key combination.
- * When being ordered separate from product Master Keys, Top Level Masters, and Do Not Duplicate Keys require Signature Authority.
- * Builder key orders get 10 builder keys at no charge.
- * Master key orders get 1 master key at no charge.

Cylinders keys & keying

Uncombined SFIC cores & key blanks

How to order

Uncombined cores (SFIC)

7CS	7	A	1	626	
Core type	Lock body	Keyway	Combining code	Finish	Price
7CS - SFIC	6 - 6-pin 7 - 7-pin	Designate specific keyway (A, D, E, etc.)	1 - Uncombined	626 – Satin Chrome 606 – Satin Brass 613 – Oil Rubbed Bronze	53.00

How to order

Combined cores (SFIC)

6CS	7	BF	2	626	
Core type	Lock body	Keyway	Combining code	Finish	List price
6CS - SFIC	6- 6-pin 7 - 7-pin	BF - BEST F	2 - Combined	605 626 690	76.00

How to order

6-7 Pin SFIC Key blanks

7AS	1	A	1		
Series	Key type	Keyway	Cut code	Key stamp	Price
7AS - Standard	1 - Blank	Designate specific keyway (A, D, E, etc.)	1 - Blank	KS915 x KS800 – DUPLICATION PROHIBITED with stars on Front and a blank back - Standard	4.20

NOTES:

Consult factory for lead times.

7CS packaged in multiples of 50 cores and 7AS packaged in multiples of 100 keys.
A 10% broken box service fee applies unless total order exceeds \$5,000.

Cylinders keys & keying

Cylinder options

How to order

Key-in-lever and deadbolt cylinders

6EQ	D	6	KW	2	626	QDB180	CC
Cylinder type	Cylinder type	Lock body	Keyway	Combining code	Finish	Tailpiece	Options
6EQ – Standard Cylinder	L – Key in Lever D – Deadbolt	6 – 6-pin	KW – Kwikset WE – Weiser SC – Schlage C GA – Yale LA – Sargent	2 – Combined 5 – Zero Bitted	606 626	Must specify Series/ Function	CC – Constuction

Keyway	Price with lock	Service part list price
KW - Kwikset	NC	45.00
WE - Weiser		
SC - Schlage C		
GA - Yale	NC	89.00
LA - Sargent		

How to order

Mortise and rim cylinders

6EQ	M	6	KW	2	626	E	118	CC
Cylinder type	Cylinder type	Lock body	Keyway	Combining code	Finish	Cam	Length	Options
6EQ – Standard Cylinder	M – Mortise R – Rim	6 – 6-pin	KW – Kwikset WE – Weiser SC – Schlage C GA – Yale LA – Sargent	2 – Combined 5 – Zero Bitted	606 613 626	For Mortise Cylinders: M – Cloverleaf Cam E – Straight Cam A – Adams Rite Cam	118 – 1-1/8" 138 – 1-3/8"	CC – Constuction

Keyway	Price with lock	Service part list price
KW - Kwikset	NC	91.00
WE - Weiser		
SC - Schlage C		
GA - Yale		
LA - Sargent		

NOTES:

M – Cloverleaf Cam 1-1/8" is standard.
1-3/8" is available for thick doors.

E – Straight Cam 1-1/8" is standard for QED exit devices and QET trims that use mortise cylinders.

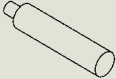









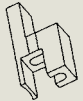

Refer to BEST Cylinders (1E) when SFIC mortise cylinders are required.

For all cylinders, consult factory for lead times.

Cylinders keys & keying

Cylinder parts



Cylinder parts

	Description	Series	Service part #	List price
	Cylinder Locking Pin	All	8Q00209	2.60
	Cylinder Locking Cap	All	8Q00210	3.50
	Cylinder Locking Spring	All	8Q00211	2.60
	Tailpiece QCL1 50/QCL1 70 - Entry/Storeroom	QCL100	8Q00069	4.70
	Tailpiece QCL160 - Classroom (all keyways except KW)	QCL100	8Q00070	4.70
	Tailpiece QCL160 - Classroom (KW keyway only)	QCL100	8Q00071	4.70
	Cylinder Plug Holder QCL100 Series	QCL100	8Q00065	3.50
	Tailpiece QCL250/QCL270/QCI250 - Entry/Storeroom/Interconnect	QCL200/QCI200	8Q00072	4.70
	Tailpiece QCL260 - Classroom	QCL200	8Q00074	4.70
	SFIC Tailpiece QCL200 Series	QCL200	8Q00302	4.60
	Cylinder Plug Holder QCL200 Series	QCL200	8Q00066	3.50
	Tailpiece QCI200 Series Interconnect Deadbolt	QCI200	8Q00076	4.70

Cylinders keys & keying

Cylinder parts

Cylinder parts (continued)

	Description	Series	Service part #	List price
	Tailpiece QTL200/QRT300 Series	QTL200/QRT300	8Q00073	4.70
	Cylinder Plug Holder for QTL200 Series - Summit Style	QTL200	8Q00067	3.80
	Cylinder Plug Holder for QTL200 Series - Sierra Style	QTL200	8Q00068	3.80
	Tailpiece QDB100/QDB200 Series Single Cylinder	QDB100/QDB200	8Q00083	4.70
	Tailpiece QDB100/QDB200 Series Double Cylinder (QTY 2)	QDB100/QDB200	8Q00085	4.70
	Thick door kit - Tailpiece for QDB100/QDB200 Series Single Cylinder (1-3/4" - 2-1/4")	QDB100/QDB200	8Q00084	4.70
	Cylinder Screw QDB100/QDB200 Series	QDB100/QDB200	8Q00086	4.70
	Standard Cam for Mortise Cylinder	Mortise Cylinders	8Q00119	8.10
	Cam Mounting Screws for Mortise Cylinders (QTY 2)	Mortise Cylinders	8Q00118	3.00
	Rim Cylinder Tailpiece	RimCylinders	8Q00140	4.70
	Rim Cylinder Tailpiece For Thick Doors	RimCylinders	8Q00480	4.70
	Cloverleaf Mortise Cam	Mortise	8Q01084	3.50
	Adams Rite Cam	---	8Q00571	3.50

Cylindrical locksets | Grade 1 | Heavy duty

QCL100 Series

20	Single Dummy
30	Passage
35	Communicating
40	Privacy
50	Entry/Office
51	Entry/Office SFIC
54	Corridor
55	Corridor SFIC
60	Classroom
61	Classroom SFIC
68	Classroom Security
69	Classroom Security SFIC
70	Storeroom
71	Storeroom SFIC

Added functions	
92	Electronically Locked (fail safe)
93	Electronically Locked SFIC (fail safe)
94	Electronically Unlocked (fail secure)
95	Electronically Unlocked SFIC (fail secure)

605	Bright Brass
613	Oil Rubbed Bronze*
619	Satin Nickel
625	Bright Chrome
626	Satin Chrome

BF	BEST "F" SFIC
KW	Kwikset "KW"
WE	Weiser "E"
SC	Schlage "C"
GA	Yale "GA"
LA	Sargent "LA"
LC	Less Cylinder

Base part number									Additional options			
Series	Function	Design	Finish	Latch	Strike	Keyway	# Of Pins	Keying	Hurricane Compliant	Power	Request To Exit	2nd Finish
QCL1	71	E	626	S4	478S	BF	6	KA	H	—	—	—

E	Sierra
M	Summit
A	Slate

478S	ANSI 4-7/8" x 1-1/4" Strike
118F	ANSI 1-1/8" x 2-3/4" Strike
NOS	No Strike

625	Bright Chrome
-----	---------------

24V	24 Volt AC/DC
12V	12 Volt AC/DC

QCL1 Latch table	
FR4	Radius 2-3/4 with 3/4 throw
FS4	Square 2-3/4 with 3/4 throw
NOL	No Latch
R4	Radius 2-3/4
R8	Radius 2-3/8
S4	Square 2-3/4
S5	Square 5
S8	Square 2-3/8

KD	Keyed Different
KA	Keyed Alike
SK	Special Keying
	- Construction Keyed
	- Construction Master Keyed
	- Maison Keyed
	- Master Keyed
SK	- Grand Master Keyed
	- Great Grand Master Keyed
ZB	Zero Bitted

*613 painted oil rubbed bronze

Example

If you ordered: QCL140E626S4478S

You would get: Grade 1 Privacy Cylindrical Lock, Sierra Lever, Satin Chrome, Square 2-3/4" Latch, ANSI 4-7/8" x 1-1/4" Strike

Cylindrical locksets | Grade 1 | Heavy duty

QCL100 Series

Sierra (E)

Available in: 605, 613, 619, 625, 626 Privacy
Split Available in: 626x625*



Summit (M)

Available in: 605, 613, 619, 625, 626
Privacy Split Available in: 626x625*



Slate (A)

Available in: 605, 613, 619, 625, 626
Privacy Split Available in: 626x625*




Model/Series	Functions	Style	Case qty	List price	
				626	605, 613, 619, 625
QCL120	Half Dummy	E / M / A	12	216.00	221.00
QCL130	Passage	E / M / A	6	413.00	423.00
QCL135	Communicating	E / M / A	6	466.00	476.00
QCL140*	Privacy	E / M / A	6	498.00	508.00
QCL150	Entrance/Office	E / M / A	6	569.00	579.00
QCL151	Entrance/Office SFIC	E / M / A	6	645.00	655.00
QCL154	Corridor	E / M / A	6	569.00	579.00
QCL155	Corridor SFIC	E / M / A	6	645.00	655.00
QCL160	Classroom	E / M / A	6	569.00	579.00
QCL161	Classroom SFIC	E / M / A	6	645.00	655.00
QCL168	Classroom Security	E / M / A	6	611.00	621.00
QCL169	Classroom Security SFIC	E / M / A	6	687.00	697.00
QCL170	Storeroom	E / M / A	6	569.00	579.00
QCL171	Storeroom SFIC	E / M / A	6	645.00	655.00

Options		Add
H	Hurricane Compliant	9.30

NOTES:
*Privacy split finishes are priced at the highest finish price.

Cylindrical locksets | Grade 1 | Heavy duty

QCL100 Series | Electrified options (Consult factory for lead times)



Model #	Description	List price	
		626	605, 613, 619, 625
QCL192	Electronically locked (fail safe). Outside lever continuously locked electrically. Unlocked by key outside, by switch, or by power failure. Inside always free for immediate egress.	1,139.00	1,159.00
QCL193 (SFIC)		1,222.00	1,243.00
QCL194	Electronically unlocked (fail secure). Outside lever continuously locked until unlocked by key or electric current. Inside always free for immediate egress.	1,139.00	1,159.00
QCL195 (SFIC)		1,222.00	1,243.00
QCL170---X	Request to exit. Switch monitors inside lever rotation. Incorporates into alarm systems or in conjunction with an electromagnet.	1,060.00	1,083.00
QCL171---X(SFIC)		1,146.00	1,169.00
QCL192---X	Electronically locked (fail safe) with request to exit. Outside lever continuously locked electrically. Unlocked by key outside, by switch, or by power failure. Inside always free for immediate egress. Ability to tie into alarm systems.	1,553.00	1,575.00
QCL193---X(SCFIC)		1,636.00	1,659.00
QCL194---X	Electronically unlocked (fail secure) with request to exit. Outside lever continuously locked until unlocked by key or electric current. Inside always free for immediate egress. Ability to tie into alarm systems.	1,553.00	1,575.00
QCL195---X(SCFIC)		1,636.00	1,659.00
8Q00314	Fail Safe / Fail Secure 24VDC Power Supply	1,376.00	1,376.00

Electrified product specifications

- Consult Factory for lead times.
- Electrification prices should be added to list price of lock.
- Standard door prep.
- Deadlocking latch.
- Key override allows key to retract latchbolt momentarily on electronically locked models.
- Inside lever always free for immediate egress.
- Continuous duty solenoids.
- Tie into alarm systems and electromagnetic locks.
- 12V AC/DC with .250 amp current.
- 24V AC/DC with .150 amp current.
- **Specify voltage when ordering.**
- Lifetime warranty on lock body; 1 year warranty on electric components.
- Uses power supply 8Q00314.
- Warranty: 1 Year Electrical.

Power supply specifications

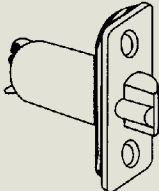
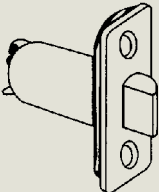
- Consult Factory for lead times.
- Provides power for fail safe or fail secure locking devices.
- UL listed, US & Canada, Class 2.
- Filtered and regulated 24DC constant voltage.
- 2 AMP load capacity.
- Over voltage/short circuit protection.
- Surge suppression for locking devices.
- Interface relay to isolate the locking device current from the control switch.
- Auxilliary 24VDC constant voltage for powering stand alone devices such as keypads, motion detectors, status indicators, etc.
- Field terminal block set at 45° for ease of installation.
- Can power up to 12 24V Cylindrical fail safe/ fail secure levers - refer to installation manual for additional details.

Cylindrical locksets | Grade 1 | Heavy duty

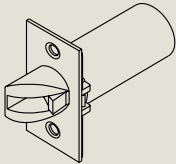
QCL100 Series | Latch options (Specify finish)

Order # With Lock		Description	Service part #	Price with lock	Service part list price
----------------------	--	-------------	----------------	-----------------	----------------------------

1 -1/8" X 2 -1/4" Face plate, 1" housing diameter, grade 1, UL (wide face)

<div>Grade 1 - Deadlatch</div> 	S4	2-3/4" dead latch - square corner	8Q00172	NC	27.00
		2-3/4" dead latch - square corner - corridor function	8Q00574	NC	27.00
	R4	2-3/4" dead latch - radius corner	8Q00171	NC	27.00
		2-3/4" dead latch - radius corner - corridor function	8Q00573	NC	27.00
	S8	2-3/8" dead latch - square corner	8Q00174	NC	27.00
		2-3/8" dead latch - square corner - corridor function	8Q00576	NC	27.00
	R8	2-3/8" dead latch - radius corner	8Q00173	NC	27.00
		2-3/8"" dead latch - radius corner - corridor function	8Q00575	NC	27.00
	S5	5" dead latch - square corner	8Q00175	Add 42.00	67.00
<div>Grade 1 - Springlatch</div> 	S5	5" spring latch privacy - square corner	8Q00180	Add 42.00	63.00
		5" spring latch passage - square corner	8Q00185	Add 42.00	63.00

1 -1/8" X 2 -1/4" Face plate, 1" housing diameter, grade 1, 3/4" throw, 3 hr UL



	FS4	2-3/4" dead latch - square corner, 3/4" throw	8Q00438	Add 168.00	189.00
	FR4	2-3/4" dead latch - radius corner, 3/4" throw	8Q00437	Add 168.00	189.00

No latch

NOL	No Latch				Deduct 15.30
-----	----------	--	--	--	--------------

Cylindrical locksets | Grade 1 | Heavy duty

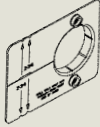








QCL100 Series | Strike options (Specify finish)

Order # with lock		Description	Service part #	Price with lock	Service part list price
	118 F	1-1/8" x 2-3/4" T-Strike (Does not include screws. Screwpack 8Q00058)	8Q00165	NC	8.70
	478S	4 7/8" x 1-1/4" ANSI Strike (Does not include screws. Screwpack 8Q00058)	8Q00166	NC	15.00

Less cylinder		List price
LC	Less Cylinder	Deduct 21.00
	Less SFIC Cylinder	Deduct 76.00

Cylindrical locksets | Grade 1 | Heavy duty

QCL100 Series | Other parts & screw packs

	Description	Service Part #	Service Part List Price
	Installation Jig for Cylindrical Levers	8Q00075	26.00
	Tailpiece QCL150/QCL170 - Entry/Storeroom	8Q00069	4.70
	Tailpiece QCL160 - Classroom (all keyways except KW)	8Q00070	4.70
	Tailpiece QCL160 - Classroom (KW keyway only)	8Q00071	4.70
	Cylinder Plug Holder QCL100 Series	8Q00065	3.50
	Screw Pack for QCL100 Series Dummy (Specify finish)	8Q00056	3.50
	Screw Pack for QCL100 Series (Specify finish)	8Q00057	4.70
	Screw Pack for T-Strike (Specify finish)	8Q00058	3.70
	Trim Ring for Cylindrical Locks (Shims Lock off door approximately 1/8") (Available in 605, 613, 619, 626)	8Q00221	43.00

Cylindrical locksets | Grade 2 | Standard duty

QCL 200 Series

20	Single Dummy
30	Passage
35	Communicating
40	Privacy
50	Entry/Office
51	Entry/Office SFIC
54	Corridor
55	Corridor SFIC
60	Classroom
61	Classroom SFIC
70	Storeroom
71	Storeroom SFIC

605	Bright Brass
613	Oil Rubbed Bronze*
619	Satin Nickel
625	Bright Chrome
626	Satin Chrome

BF	BEST "F" SFIC
KW	Kwikset "KW"
WE	Weiser "E"
SC	Schlage "C"
GA	Yale "GA"
LA	Sargent "LA"
LC	Less Cylinder

Base Part Number

Additional Options

Series	Function	Design	Finish	Latch	Strike	Keyway	# of Pins	Keying	Hurricane Compliant	2nd Finish
QCL2	71	E	626	S4	478S	BF	6	KA	H	625

E	Sierra
M	Summit
A	Slate

478S	ANSI 4-7/8" x 1-1/4" Strike
118F	ANSI 1-1/8" x 2-3/4" Strike
FLS	Full Lip Square Corner Strike
FLR	Full Lip 1/4" Radius Corner Strike
NOS	No Strike

613	Oil Rubbed Bronze
625	Bright Chrome

QCL2 Latch Table	
FR4	Radius 2-3/4 with 3/4 throw
FS4	Square 2-3/4 with 3/4 throw
NOL	No Latch
NR4	Narrow Radius 2-3/4
NR8	Narrow Radius 2-3/8
NS4	Narrow Square 2-3/4
NS8	Narrow Square 2-3/8
R4	Radius 2-3/4
R8	Radius 2-3/8
S3	Square 3-3/4
S4	Square 2-3/4
S5	Square 5
S8	Square 2-3/8

KD	Keyed Different
KA	Keyed Alike
SK	Special Keying
	-Construction Keyed
	-Construction Master Keyed
	-Maison Keyed
	-Master Keyed
	-Grand Master Keyed
	-Great Grand Master Keyed
ZB	Zero Bitted

*613 painted oil rubbed bronze

Example

If you ordered: QCL271 E626 S4 478S BF6 KA H 625


You would get: Grade 2 Hurricane Compliant Cylindrical Storeroom Lock, Sierra Lever, Satin Chrome x Bright Chrome, 2 3/4" Deadlatch Square, ANSI 47/8" x 11/4" Strike, BEST "F" SFIC Keyway, Keyed Alike.

Cylindrical locksets | Grade 2 | Standard duty

QCL200 Series

Sierra (E)

Available in: 605, 613, 619, 625, 626
Privacy Split Available in: 626x625, 626x613*



Summit (M)

Available in: 605, 613, 619, 625, 626
Privacy Split Available in: 626x625, 626x613*



Slate (A)

Available in: 605, 613, 619, 625, 626
Privacy Split Available in: 626x625, 626x613*



Model / Series	Functions	Style	Case qty	List price	
				626	605, 613, 619, 625
QCL220	Half Dummy	E / M / A	12	120.00	125.00
QCL230	Passage	E / M / A	6	238.00	248.00
QCL235	Communicating	E / M / A	6	251.00	261.00
QCL240*	Privacy	E / M / A	6	251.00	261.00
QCL250	Entrance/Office	E / M / A	6	294.00	304.00
QCL251	Entrance/Office SFIC	E / M / A	6	370.00	380.00
QCL254	Corridor	E / M / A	6	294.00	304.00
QCL255	Corridor SFIC	E / M / A	6	370.00	380.00
QCL260	Classroom	E / M / A	6	294.00	304.00
QCL261	Classroom SFIC	E / M / A	6	370.00	380.00
QCL270	Storeroom	E / M / A	6	294.00	304.00
QCL271	Storeroom SFIC	E / M / A	6	370.00	380.00

Less cylinder		List price
LC	Less Cylinder	Deduct 21.00
	Less SFIC Cylinder	Deduct 76.00

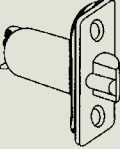
Options		Add
H	Hurricane Compliant	5.00

Cylindrical locksets | Grade 2 | Standard duty

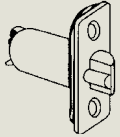
QCL200 Series | Latch options (Specify finish)

Order # With Lock		Description	Service Part #	Price With Lock	Service Part List Price
----------------------	--	-------------	-------------------	--------------------	----------------------------

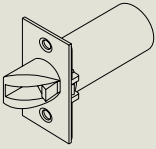
1 1/8" X 2 1/4" Face plate, 7/8" housing diameter, grade 2, UL (wide face)

Grade 2 - Deadlatch 	S4	2-3/4" dead latch - square corner	8Q00187	NC	18.00
		2-3/4" dead latch - square corner - corridor function	8Q00578	NC	18.00
	R4	2-3/4" dead latch - radius corner	8Q00186	NC	18.00
		2-3/4" dead latch - radius corner- corridor function	8Q00577	NC	18.00
	S8	2-3/8" dead latch - square corner	8Q00189	NC	18.00
		2-3/8" dead latch - square corner - corridor function	8Q00580	NC	18.00
	R8	2-3/8" dead latch - radius corner	8Q00188	NC	18.00
		2-3/8" dead latch - radius corner - corridor function	8Q00579	NC	46.00
	S3	3-3/4" dead latch - square corner	8Q00190	Add 31.00	57.00
	S5	5" dead latch - square corner	8Q00191	Add 35.00	54.00


1" X 2 1/4" Face plate, 7/8" housing diameter, grade 2, UL (narrow face)

Grade 2 - Deadlatch 	NS4	2-3/4" dead latch - square corner	8Q00231	NC	18.00
	NR4	2-3/4" dead latch - radius corner	8Q00230	NC	18.00
	NS8	2-3/8" dead latch - square corner	8Q00233	NC	18.00
	NR8	2-3/8" dead latch - radius corner	8Q00232	NC	18.00

1 1/8" X 2 1/4" Face plate, 1" housing diameter, grade 1, 3/4" throw, 3 HR UL

	FS4	2-3/4" dead latch, square corner, 3/4" throw	8Q00438	Add 168.00	189.00
	FR4	2-3/4" dead latch, radius corner, 3/4" throw	8Q00437	Add 168.00	189.00

Wide face latch filler

		Wide face latch adaptor plate (converts 1" latch face plate to 1-1/8")	8Q00217	N/A	2.90
---	--	--	---------	-----	------

No latch

NOL	No Latch				Deduct 8.60
-----	----------	--	--	--	-------------

Cylindrical locksets | Grade 2 | Standard duty

QCL200 Series | Strike options (Specify finish)

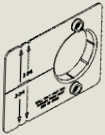

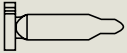

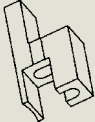





Order # with lock		Description	Service part #	Price with lock	Service part list price
	118 F	2-3/4" x 1-1/8" T-Strike (Does not include screws. Screwpack 8Q00058)	8Q00165	NC	8.70
	478S	4-7/8" x 1-1/4" ANSI Strike (Does not include screws. Screwpack 8Q00058)	8Q00166	NC	15.00
	FLR	2-1/4" Full Lip Round Corner Strike UL	8Q00241	NC	7.80
	FLS	2-1/4" Full Lip Square Corner Strike UL	8Q00240	NC	7.80

No strike

NOS	No Strike	Deduct 4.90
-----	-----------	-------------

Cylindrical locksets | Grade 2 | Standard duty

QCL200 Series | Other parts & screw packs

	Description	Service part #	Service part list price
	Installation Jig for Cylindrical Levers	8Q00075	26.00
	Tailpiece QCL250/QCL270 - Entry/Storeroom	8Q00072	4.70
	Tailpiece QCL260 - Classroom	8Q00074	4.70
	SFIC Tailpiece for QCL200 Series	8Q00302	4.60
	Cylinder Plug Holder QCL200 Series	8Q00066	3.50
	Screw Pack & Tailpiece SFIC for QCL200 Series (Specify finish)	8Q00064	6.70
	Screw Pack for QCL200 Series Dummy (Specify finish)	8Q00059	3.70
	Screw Pack for QCL200 Series (Specify finish)	8Q00061	4.70
	Screw Pack for T-Strike (Specify finish)	8Q00058	3.70
	Trim Ring for Cylindrical Locks (Shims Lock off door approximately 1/8") (Available in 605, 613, 619, 626)	8Q00221	43.00

Interconnected locks | Grade 2 | Standard duty

QCI200 Series

30	Single-Locking (Passage Lever)
31	Single-Locking SFIC (Passage Lever)
50	Double-Locking (Entry Lever)
51	Double-Locking SFIC (Entry Lever)
85	Indicator (Passage Lever)

605	Bright Brass
613	Oil Rubbed Bronze*
619	Satin Nickel
626	Satin Chrome

BF	BEST "F" SFIC
KW	Kwikset "KW"
WE	Weiser "E"
SC	Schlage "C"
GA	Yale "GA"
LA	Sargent "LA"
LC	Less Cylinder

Base part number

Series	Function	Design	Finish	Latch	Strike	Keyway	# Of Pins	Keying
QCI2	31	E	626	NR4	118F	BF	6	KD

E	Sierra
M	Summit
A	Slate

Order w/lock	Lever & deadbolt latch	
NR4	Narrow Radius 2-3/4	
NS4	Narrow Square 2-3/4	
NS8	Narrow Square 2-3/8	
R4	Radius 2-3/4	
S4	Square 2-3/4	
S8	Square 2-3/8	

Order w/lock	Lever latch	Deadbolt latch
NR8	Narrow Radius 2-3/8	Narrow Radius 2-3/4
R8	Radius 2-3/8	Radius 2-3/4

KD	Keyed Different
KA	Keyed Alike
SK	Special Keying
	-Construction Keyed
	-Construction Master Keyed
	-Maison Keyed
	-Master Keyed
	-Grand Master Keyed
	-Great Grand Master Keyed
ZB	Zero Bitted

Order w/lock	Lever strike	Deadbolt strike
118F	118F	DBS
478S	478S	DBS
FLS	FLS	DBS
FLR	FLR	DBS
FLS2	FLS	FLS
FLR2	FLR	FLR
NOS	No Strikes	

NOTES:
* SmartKey available on QCI230 function only

*613 painted oil rubbed bronze

Example

If you ordered: QCI231 E626 NR4 118F BF6 KD

You would get: Grade 2 Interconnect Single SFIC Lock, Sierra Lever, Satin Chrome, 2-3/4" Narrow Radius Latches, "T" Strike with Standard Deadbolt Strike, BEST "F" SFIC Keyway, Keyed Different.

Interconnected locks | Grade 2 | Standard duty

QCI200 Series

Sierra (E)

Available in: 605, 613, 619, 626



Summit (M)

Available in: 605, 613, 619, 626



Slate (A)

Available in: 605, 613, 619, 626



Model/Series	Functions	Style	Case qty	List price	
				626	605, 613, 619
QCI230	Single Locking (Passage Lever)	E / M / A	6	510.00	528.00
QCI231	Single Locking SFIC (Passage Lever)	E / M / A	6	551.00	572.00
QCI250	Double Locking (Entry Lever)	E / M / A	6	567.00	584.00
QCI251	Double Locking SFIC	E / M / A	6	716.00	741.00
QCI285	Indicator	E / M / A	6	570.00	590.00

Less cylinder		List price
LC	Less Cylinder	Deduct 21.00
	Less SFIC Cylinder	Deduct 76.00

Order w/ lock	Description	w/ lock
FT	QCI200 Exterior Escutcheon Trim	Add 45.00

NOTES:

SmartKey Available on QCI230 Functions only.
Consult factory for lead times on 605 finish.

Interconnected locks | Grade 2 | Standard duty

QCI200 Series | Latch combinations (Specify finish)

Order # with lock		Lever latch	Deadbolt latch	Price with lock
All QCI Series	S4	2-3/4" dead latch, square corner, 1-1/8" Face	2-3/4" bolt latch, square corner, 1-1/8" Face	NC
	R4	2-3/4" dead latch, radius corner, 1-1/8" Face	2-3/4" bolt latch, radius corner, 1-1/8" Face	NC
	S8	2-3/8" dead latch, square corner, 1-1/8" Face	2-3/8" bolt latch, square corner, 1-1/8" Face	NC
	R8	2-3/8" dead latch, radius corner, 1-1/8" Face	2-3/8" bolt latch, radius corner, 1-1/8" Face	NC
	NS4	2-3/4" dead latch, square corner, 1" Face	2-3/4" bolt latch, square corner, 1" Face	NC
	NR4	2-3/4" dead latch, radius corner, 1" Face	2-3/4" bolt latch, radius corner, 1" Face	NC
	NS8	2-3/8" dead latch, square corner, 1" Face	2-3/8" bolt latch, square corner, 1" Face	NC
	NR8	2-3/8" dead latch, radius corner, 1" Face	2-3/8" bolt latch, radius corner, 1" Face	NC

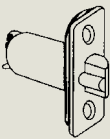
No Latch

NOL	No Latch (Lever & Deadbolt)	Deduct 26.00
-----	-----------------------------	--------------

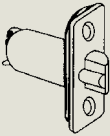
QCI200 Series | Latch options (Specify finish)

Order as parts only		Description	Service part #	Service part list price
------------------------	--	-------------	----------------	----------------------------

1 -1/8" X 2 -1/4" Face plate, 7/8" housing diameter, grade 2, UL (wide face)

Grade 2 - Deadlatch 	S4	2-3/4" dead latch - square corner	8Q00187	18.00
	R4	2-3/4" dead latch - radius corner	8Q00186	18.00
	S8	2-3/8" dead latch - square corner	8Q00189	18.00
	R8	2-3/8" dead latch - radius corner	8Q00188	18.00

1"X 2-1/4" Narrow face plate, 7/8" housing diameter, grade 2, UL (narrow face)

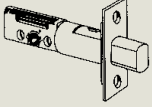
Grade 2 - Deadlatch 	NS4	2 3/4" spring latch passage - square corner	8Q00223	18.00
	NR4	2 3/4" spring latch passage - radius corner	8Q00222	18.00
	NS8	2 3/8" spring latch passage - square corner	8Q00225	18.00
	NR8	2 3/8" spring latch passage - radius corner	8Q00224	18.00
	NS4	2-3/4" dead latch - square corner	8Q00231	18.00
	NR4	2-3/4" dead latch - radius corner	8Q00230	18.00
	NS8	2-3/8" dead latch - square corner	8Q00233	18.00
	NR8	2-3/8" dead latch - radius corner	8Q00232	18.00

Interconnected locks | Grade 2 | Standard duty

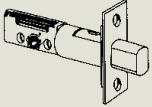
QCI200 Series | Deadbolt options (Specify finish)

Order as parts only		Description	Service part #	Service part list price
---------------------	--	-------------	----------------	-------------------------

Deadbolt: 1-1/8" x 2-1/4" Face plate, deadbolt, UL (wide face)

	Grade 2- Deadbolt	S4	2-3/4" deadbolt - square corner	8Q00170	30.00
		R4	2-3/4" deadbolt - radius corner	8Q00169	30.00
		S8	2-3/8" deadbolt - square corner	8Q00168	30.00
	Grade 2 - Boltlatch	R8	2-3/8" deadbolt - radius corner	8Q00167	30.00

Deadbolt: 1" x 2-1/4" Face plate, deadbolt, UL (narrow face)

	Grade 2- Deadbolt	NS4	2-3/4" deadbolt - square corner	8Q00442	31.00
		NR4	2-3/4" deadbolt - radius corner	8Q00441	31.00
		NS8	2-3/8" deadbolt - square corner	8Q00440	31.00
	Grade 2 - Boltlatch	NR8	2-3/8" deadbolt - radius corner	8Q00439	31.00

Wide face latch filler

		Wide face latch adaptor plate (converts 1" latch face plate to 1-1/8")	8Q00217	2.90
---	--	---	---------	------

Interconnected locks | Grade 2 | Standard duty

QCI200 Series | Strike combinations (Specify finish)





Order # with lock	Lever latch	Deadbolt latch	Service part list price
118F	2-3/4" x 1-1/8" T-Strike	Standard Deadbolt Strike	NC
478S	ANSI 4-7/8" x 1-1/4" Strike	Standard Deadbolt Strike	Add 5.00
FLS	Full Lip Square Corner Strike	Standard Deadbolt Strike	NC
FLR	Full Lip Radius Corner Strike	Standard Deadbolt Strike	NC
FLS2	Full Lip Square Corner Strike	Full Lip Square Corner Strike	NC
FLR2	Full Lip Radius Corner Strike	Full Lip Radius Corner Strike	NC

No strike

NOS	No Strike	Deduct 9.90
-----	-----------	-------------

Order as parts only		Description	Service part #	Service part list price
------------------------	--	-------------	-------------------	----------------------------

Lever

	118 F	2-3/4" x 1-1/8" T-Strike	8Q00165	8.70
	478S	ANSI 4-7/8" x 1-1/4" Strike	8Q00166	15.00
	FLS	Full Lip Square Corner Strike	8Q00240	7.80
	FLR	Full Lip Radius Corner Strike	8Q00241	7.80

Deadbolt












	DBS	2 3/4" x 1-1/8" Deadbolt Strike - Square	8Q00164	8.10
	DBR	2-2/4" x 1-1/8" Deadbolt Strike - Radius	8Q00530	8.10
	478DS	ANSI 4-7/8" x 1-1/4" Deadbolt Strike	8Q00244	15.00
	FLS	2-1/4" Full Lip Square Corner Deadbolt Strike	8Q00317	8.10
	FLR	2-1/4" Full Lip Radius Corner Deadbolt Strike	8Q00316	8.10

Less cylinder

		List price
LC	Less Cylinder	Deduct 21.00
	Less SFIC Cylinder	Deduct 76.00

Interconnected locks | Grade 2 | Standard duty

QCI200 Series | Other parts & screw parts

	Description	Service part #	Service part list price
	QCI200 Series deadbolt tailpiece	8Q00083	4.70
	Tailpiece QCI200 Series	8Q00072	4.70
	QCI200 Series outside escutcheon trim - 4" center to center (Specify finish)	8Q00303	43.00
	QCI200 Series Screw Pack	8Q00304	4.70
	QCI251 Screw Pack	8Q00305	4.70
	QCI231 Screw Pack	8Q00306	4.70
	QCI200 Series Door Thickness Adjustment Gauge	8Q00307	3.70
	QCI200 Series IC Core Tailpiece	8Q00308	4.70
	Indicator Emergency Key	8Q00531	4.30
	SmartKey Learn Tool	8Q00555	8.10
	Spacer Set QCI200 on 1-3/8" thick door (Specify finish)	8Q00082	4.70

Tubular locksets | Grade 2 | Standard duty

QTL200 Series

20	Single Dummy
30	Passage
40	Privacy
50	Entry/Office
51	Entry/Office SFIC
60	Classroom
61	Classroom SFIC
70	Storeroom
71	Storeroom SFIC

605	Bright Brass
613	Oil Rubbed Bronze*
619	Satin Nickel
625	Bright Chrome
626	Satin Chrome

BF	BEST "F" SFIC
KW	Kwikset "KW"
WE	Weiser "E"
SC	Schlage "C"
GA	Yale "GA"
LA	Sargent "LA"
LC	Less Cylinder

Base part number									Additional options	
Series	Function	Design	Finish	Latch	Strike	Keyway	# of Pins	Keying	Hurricane compliant	2nd Finish
QTL2	71	E	626	SA	FLR	BF	6	KA	H	625

E	Sierra
M	Summit
A	Slate

478S	ANSI 4-7/8" x 1-1/4" Strike
118F	ANSI 1-1/8" x 2-3/4" Strike
FLS	Full Lip Square Corner Strike
FLR	Full Lip 1/4" Radius Corner Strike
NOS	No Strike

625	Bright Chrome
-----	---------------

QTL2 Latch table (new)	
RA	Adjustable Radius
SA	Adjustable Square
NOL	No Latch

KD	Keyed Different
KA	Keyed Alike
SK	Special Keying
	- Construction Keyed
	- Construction Master Keyed
	- Maison Keyed
	- Master Keyed
	- Grand Master Keyed
	- Great Grand Master Keyed
ZB	Zero Bitted

Tubular locksets | Grade 2 | Standard duty

QTL200 Series

Sierra (E)

Available in: 605, 613, 619, 625, 626
Privacy Split Available in: 626x625*



Summit (M)

Available in: 605, 613, 619, 625, 626
Privacy Split Available in: 626x625*



Slate (A)

Available in: 605, 613, 619, 625, 626
Privacy Split Available in: 626x625*



Model/Series	Functions	Style	Case qty	List price	
				626	605, 613, 619, 625
QTL220	Half Dummy	E / M / A	12	91.00	103.00
QTL230	Passage	E / M / A	10	178.00	198.00
QTL240*	Privacy	E / M / A	10	189.00	210.00
QTL250	Entry/Office	E / M / A	10	211.00	232.00
QTL251	Entry/Office SFIC	E / M / A	10	289.00	315.00
QTL260	Classroom	E / M / A	10	211.00	232.00
QTL261	Classroom SFIC	E / M / A	10	289.00	315.00
QTL270	Storeroom	E / M / A	10	211.00	232.00
QTL271	Storeroom SFIC	E / M / A	10	289.00	315.00

Less cylinder		List price
LC	Less Cylinder	Deduct 21.00
	Less SFIC Cylinder	Deduct 76.00

Options		Add
H	Hurricane Compliant	5.00

NOTES:

* Privacy split finishes are priced at the highest finish price.

Tubular locksets | Grade 2 | Standard duty

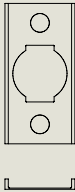
QTL200 Series | Latch options (Specify finish)

Order # With Lock	Description	Service part #	Price with lock	Service part list price
----------------------	-------------	----------------	--------------------	----------------------------

1" X 2 -1/4" Face plate, grade 2 tubular, UL (narrow face)

	SA	Adjustable tubular dead latch, 1" square corner face plate G2 UL	8Q00162	NC	23.00
	RA	Adjustable tubular dead latch, 1" radius corner face plate G2 UL	8Q00204	NC	23.00

Wide face latch filler

		Wide face latch adaptor plate (converts 1" latch face plate to 1-1/8")	8Q00217	N/A	2.90
--	--	---	---------	-----	------

No latch

NOL	No Latch				Deduct 13.00
-----	----------	--	--	--	--------------

Tubular locksets | Grade 2 | Standard duty

QTL200 Series | Strike options (Specify finish)







Order # with lock		Description	Service part #	Price with lock	Service part list price
	118 F	2-3/4" x 1-1/8" T-Strike (Does not include screws. Screwpack 8Q00058)	8Q00165	NC	8.70
	478S	4-7/8" x 1-1/4" ANSI Strike (Does not include screws. Screwpack 8Q00058)	8Q00166	NC	15.00
	FLR	2-1/4" Full Lip Round Corner Strike UL	8Q00241	NC	7.80
	FLS	2-1/4" Full Lip Square Corner Strike UL	8Q00240	NC	7.80

No strike

NOS	No Strike	Deduct 4.90
-----	-----------	-------------

Tubular locksets | Grade 2 | Standard duty

QTL200 Series | Other parts & screw parts

	Description	Service part #	Service part list price
	Tailpiece QTL200 & QRT300 Series	8Q00073	4.70
	Cylinder Plug Holder QTL200 Series - Summit Style	8Q00067	3.80
	Cylinder Plug Holder QTL200 Series - Sierra Style	8Q00068	3.80
	Screw Pack for QTL200 Series (Specify Finish)	8Q00062	3.80
	Screw Pack for T-Strike (Specify Finish)	8Q00058	3.70
	Thick Door Pack for QTL200 Series (1-3/4" - 2") (Specify Finish)	8Q00063	3.80

Auxiliary deadbolts | Grade 1 | Heavy duty

QDB100 Series

80	Single Cylinder
81	Single Cylinder SFIC
82	Double Cylinder
83	Double Cylinder SFIC
86	Classroom
87	Classroom SFIC

605	Bright Brass
613	Oil Rubbed Bronze*
619	Satin Nickel
625	Bright Chrome
626	Satin Chrome

BF	BEST "F" SFIC
KW	Kwikset "KW"
WE	Weiser "E"
SC	Schlage "C"
GA	Yale "GA"
LA	Sargent "LA"
LC	Less Cylinder

Base part number

Additional options

Series	Function	Finish	Deadbolt	Strike	Keyway	# of Pins	Keying	Hurricane compliant
QDB1	81	626	S8	DBS	BF	6	KD	H

QDB1 Deadbolt table (new)

NOL	No Latch
NR4	Narrow Radius 2-3/4
NR8	Narrow Radius 2-3/8
NS4	Narrow Square 2-3/4
NS8	Narrow Square 2-3/8
R4	Radius 2-3/4
R8	Radius 2-3/8
S4	Square 2-3/4
S8	Square 2-3/8

KD	Keyed Different
KA	Keyed Alike
SK	Special Keying
	- Construction Keyed
	- Construction Master Keyed
	- Maison Keyed
	- Master Keyed
	- Grand Master Keyed
	- Great Grand Master Keyed
ZB	Zero Bitted

478S	ANSI 4-7/8" x 1-1/4" Strike
DBS	Deadbolt Strike 1-1/8" x 2-3/4" Square
FLS	Full Lip Square Corner Strike
FLR	Full Lip 1/4" Radius Corner Strike
NOS	No Strike

*613 painted oil rubbed bronze

Example

If you ordered: QDB281 626 S8 DBS BF 6 KD H

You would get: Grade 1 Single Cylinder SFIC Auxiliary Deadbolt, Satin Chrome, 23/8" Deadbolt Latch Square, Standard Deadbolt Strike, BEST "F" SFIC Keyway, Keyed Different, Hurricane Compliant

Auxiliary deadbolts | Grade 1 | Heavy duty

QDB100 Series


Single cylinder

Available in: 605, 613, 619, 625, 626



Double cylinder

Available in: 605, 613, 619, 625,



Model/Series	Functions	Case qty	List price	
			626	605, 613, 619, 625
QDB180	Single Cylinder	12	208.00	213.00
QDB181	Single Cylinder SFIC	12	284.00	289.00
QDB182	Double Cylinder	12	266.00	271.00
QDB183	Double Cylinder SFIC	12	418.00	423.00
QDB186	Classroom	12	220.00	225.00
QDB187	Classroom SFIC	12	296.00	301.00

Less cylinder		List price
LC	Less Cylinder	Deduct 21.00
	Less SFIC Cylinder	Deduct 76.00

Options		Add
H	Hurricane Compliant	5.00

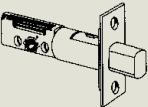
NOTES:
Consult factory for lead times on 605, 625 finishes.

Auxiliary deadbolts | Grade 1 | Heavy duty

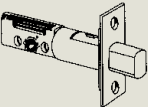
QDB100 Series | Deadbolt options (Specify finish)

Order # with lock		Description	Service part #	Price with lock	Service part list price
----------------------	--	-------------	-------------------	--------------------	----------------------------

Deadbolt: 1-1/8" x 2-1/4" Face plate, deadbolt, UL (wide face)

	S4	2-3/4" deadbolt - square corner	8Q00170	NC	30.00
	R4	2-3/4" deadbolt - radius corner	8Q00169	NC	30.00
	S8	2-3/8" deadbolt - square corner	8Q00168	NC	30.00
	R8	2-3/8" deadbolt - radius corner	8Q00167	NC	30.00

Deadbolt: 1" x 2-1/4" Face plate, deadbolt, UL (narrow face)

	NS4	2-3/4" deadbolt - square corner	8Q00237	NC	30.00
	NR4	2-3/4" deadbolt - radius corner	8Q00236	NC	30.00
	NS8	2-3/8" deadbolt - square corner	8Q00235	NC	30.00
	NR8	2-3/8" deadbolt - radius corner	8Q00234	NC	30.00

Wide face latch filler


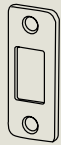

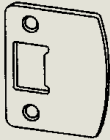

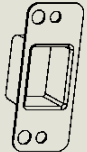
		Wide face latch adaptor plate (converts 1" latch face plate to 1-1/8")	8Q00217	N/A	2.90
---	--	---	---------	-----	------

No latch

NOL	No latch				Deduct 22.00
-----	----------	--	--	--	--------------

Auxiliary deadbolts | Grade 1 | Heavy duty

QDB100 Series | Strike options (Specify finish)






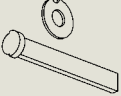




Order # with lock		Description	Service part #	Price with lock	Service part list price
	DBS	23/4" x 11/8" Standard Deadbolt Strike and Reinforcer	8Q00164	NC	8.10
	DBR	23/4" x 11/8" Standard Radius Deadbolt Strike and Reinforcer	8Q00530	NC	8.10
	478S	4 7/8" x 11/4" ANSI Strike	8Q00244	Add 5.60	15.00
	FLR	2 1/4" Full Lip Round Corner Strike UL	8Q00316	NC	8.10
	FLS	2 1/4" Full Lip Square Corner Strike UL	8Q00317	NC	8.10
		Plastic Strike Box for QDB100 & QDB200 Series (DBS Strike only)	8Q00161	N/A	4.70

No strike

NOS	No Strike	Deduct 5.00
-----	-----------	-------------

Auxiliary deadbolts | Grade 1 | Heavy duty

QDB100 Series | Other parts & screw parts

	Description	Service part #	Service part list price
	Tailpiece for QDB100 & QDB200 Series Double Cylinder (Qty 2)	8Q00085	4.70
	Tailpiece and washer for Single Cylinder QDB100 & QDB200 Series	8Q00083	4.70
	Spacer Set for Double Cylinder Deadbolt SFIC QDB100 & QDB200 Series (Specify finish)	8Q00082	4.70
	Thick Door Pack for QDB100 Series Single Cylinder (1 3/4" - 2 1/4") (Specify finish)	8Q00077	4.70
	Thick Door Pack for QDB100 & QDB200 Series Double Cylinder (1 3/4" - 2 1/4") (Specify finish)	8Q00079	4.70
	Thick Door Kit - Tailpiece and washer for Single Cylinder QDB100 & QDB200 Series (1 3/4" - 2 1/4")	8Q00084	4.70
	Cylinder Screw QDB100 & QDB200 Series	8Q00086	4.70
	Screw Pack for T-Strike (Specify finish)	8Q00058	3.70
	Screw Pack for QDB100 Series Single Cylinder (Specify finish)	8Q00076	4.70
	Screw Pack for QDB100 & QDB200 Series Double Cylinder (Specify finish)	8Q00078	4.70

Auxiliary deadbolts | Grade 2 | Standard duty

QDB200 Series

80	Single Cylinder
81	Single Cylinder SFIC
82	Double Cylinder
83	Double Cylinder SFIC
84	Inside Turnbolt
85	Indicator
86	Classroom
87	Classroom SFIC

605	Bright Brass
613	Oil Rubbed Bronze*
619	Satin Nickel
625	Bright Chrome
626	Satin Chrome

BF	BEST "F" SFIC
KW	Kwikset "KW"
WE	Weiser "E"
SC	Schlage "C"
GA	Yale "GA"
LA	Sargent "LA"
LC	Less Cylinder

Base part number								Additional options
Series	Function	Finish	Deadbolt	Strike	Keyway	# of Pins	Keying	Hurricane compliant
QDB2	81	626	S8	DBS	BF	6	KD	H

QDB2 Deadbolt table (new)	
6A	6-Way Adjustable
NOL	No Latch
NR4	Narrow Radius 2-3/4
NR8	Narrow Radius 2-3/8
NS4	Narrow Square 2-3/4
NS8	Narrow Square 2-3/8
R4	Radius 2-3/4
R8	Radius 2-3/8
S4	Square 2-3/4
S8	Square 2-3/8

KD	Keyed Different
KA	Keyed Alike
SK	Special Keying
	- Construction Keyed
	- Construction Master Keyed
	- Maison Keyed
	- Master Keyed
	- Grand Master Keyed
	- Great Grand Master Keyed
ZB	Zero Bitted

478S	ANSI 4-7/8" x 1-1/4" Strike
DBS	Deadbolt Strike 1-1/8" x 2-3/4" Square
DBR	Deadbolt Strike 1-1/8" x 2-3/4" Radius
FLS	Full Lip Square Corner Strike
FLR	Full Lip 1/4" Radius Corner Strike
NOS	No Strike

*613 painted oil rubbed bronze

Example
If you ordered: QDB281 626 S8 DBS BF6 KD H

You would get: Grade 2 Single Cylinder SFIC Auxiliary Deadbolt, Satin Chrome, 2-3/8" Deadbolt Latch Square, Standard Deadbolt Strike, BEST "F" SFIC Keyway, Keyed Different, Hurricane Compliant.

Auxiliary deadbolts | Grade 2 | Standard duty

QDB200 Series

Single cylinder

Available in: 605, 613, 619, 625, 626




Double cylinder

Available in: 605, 613, 619, 625, 626



QDB285 Indicator

Available in: 605, 613, 619, 625, 626*



Model/Series	Functions	Case qty	List price	
			626	605, 613, 619, 625
QDB280	Single Cylinder	12	130.00	141.00
QDB281	Single Cylinder SFIC	12	166.00	176.00
QDB282	Double Cylinder	12	160.00	168.00
QDB283	Double Cylinder SFIC	12	238.00	245.00
QDB284	Inside Turnbolt	20	68.00	76.00
QDB285	Indicator	12	107.00	115.00
QDB286	Classroom	12	139.00	149.00
QDB287	Classroom SFIC	12	174.00	184.00

Options		Add
H	Hurricane Compliant	5.00

NOTES:

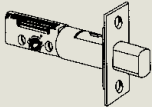
* QDB288 is only available with either SA or RA latches. SA and RA latches not available on other deadbolts. Subject to availability. Consult factory.

Auxiliary deadbolts | Grade 2 | Standard duty

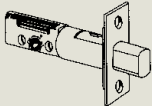
QDB200 Series | Deadbolt options (Specify finish)

Order # with lock		Description	Service part #	Price with lock	Service part list price
----------------------	--	-------------	-------------------	--------------------	----------------------------

1 -1/8" x 2 -1/4" Face plate, deadbolt, UL (wide face)

	S4	2-3/4" deadbolt - square corner	8Q00170	NC	30.00
	R4	2-3/4" deadbolt - radius corner	8Q00169	NC	30.00
	S8	2-3/8" deadbolt - square corner	8Q00168	NC	30.00
	R8	2-3/8" deadbolt - radius corner	8Q00167	NC	30.00

1" x 2 -1/4" Face plate, deadbolt, UL (narrow face)

	NS4	2-3/4" deadbolt - square corner	8Q00237	NC	30.00
	NR4	2-3/4" deadbolt - radius corner	8Q00236	NC	30.00
	NS8	2-3/8" deadbolt - square corner	8Q00235	NC	30.00
	NR8	2-3/8" deadbolt - radius corner	8Q00234	NC	30.00

6 Way adjustable latches, deadbolt, UL (narrow)

	6A	1" square corner, 1" round corner and drive-in	8Q00482	Add 4.40	30.00
--	----	--	---------	----------	-------

Wide face latch filler

		Wide face latch adaptor plate (converts 1" latch face plate to 1-1/8")	8Q00217	N/A	2.90
---	--	---	---------	-----	------

No latch

NOL		No latch			Deduct 18.00
-----	--	----------	--	--	--------------

Auxiliary deadbolts | Grade 2 | Standard duty

QDB200 Series | Strike options (Specify finish)

Order # with lock		Description	Service part #	Price with lock	Service part list price
	DBS	23/4" x 11/8" Standard Deadbolt Strike and Reinforcer	8Q00164	NC	8.10
	DBR	23/4" x 11/8" Standard Radius Deadbolt Strike and Reinforcer	8Q00530	NC	8.10
	478S	4 7/8" x 11/4" ANSI Strike	8Q00244	Add 5.90	15.00
	FLR	2 1/4" Full Lip Round Corner Strike UL	8Q00316	NC	8.10
	FLS	2 1/4" Full Lip Square Corner Strike UL	8Q00317	NC	8.10
		Plastic Strike Box for QDB100 & QDB200 Series (DBS Strike only)	8Q00161	N/A	4.70

No strike

NOS	No Strike	Deduct 5.00
-----	-----------	-------------















Auxiliary deadbolts | Grade 2 | Standard duty

QDB200 Series | Cylinder options (Specify finish)

Order # with lock	Description	Price with lock
Less cylinder		
LC	Less Cylinder	Deduct 21.00
	Less SFIC Cylinder	Deduct 45.00

Auxiliary deadbolts | Grade 2 | Standard duty

QDB200 Series | Other parts & screw parts

	Description	Service part #	Service part list price
	Tailpiece for QDB100 & QDB200 Series Double Cylinder (Qty 2)	8Q00085	4.70
	Tailpiece and washer for Single Cylinder QDB100 & QDB200 Series	8Q00083	4.70
	Spacer Set for Double Cylinder Deadbolt SFIC QDB100 & QDB200 Series (Specify finish)	8Q00082	4.70
	Thick Door Pack for QDB200 Series Single Cylinder (1 3/4" - 2 1/4") (Specify finish)	8Q00081	4.70
	Thick Door Pack for QDB100 & QDB200 Series Double Cylinder (1 3/4" - 2 1/4") (Specify finish)	8Q00079	4.70
	Thick Door Kit - Tailpiece and washer for Single Cylinder (1 3/4" - 2 1/4")	8Q00084	4.70
	Thick Door Kit - Tailpiece and washer for Single SFIC Cylinder (1 3/4" - 2 1/4")	8Q00588	4.70
	Cylinder Screw QDB100 & QDB200 Series	8Q00086	4.70
	Screw Pack for T-Strike (Specify finish)	8Q00058	3.70
	Screw Pack for QDB200 Series Single Cylinder (Specify finish)	8Q00080	4.70
	Screw Pack for QDB100 & QDB200 Series Double Cylinder (Specify finish)	8Q00078	4.70
	Indicator Emergency Key	8Q00531	4.30
	SmartKey Learn Tool	8Q00555	8.10
	Reset Cradle for SmartKey cylinders	8Q00484	76.00

Exit devices & trims | Grade 1 | Heavy duty

QED100 Series

QED1xx	Grade 1 Architectural Exit Device	MLR	Motorized Latch Retraction						
		MLRX	Motorized Latch Retraction with Request to Exit						
		ED	Electrified Dogging						
		EDX	Electrified Dogging with Request to Exit						
		X	Request to Exit						
		HC	Hurricane Compliant†						
		36" Device	36	7FT	7 ft Rod				
		48" Device	48	8FT	8 ft Rod				
					BF	BEST "F" SFIC			
					KW	Kwikset "KW"			
					WE	Weiser "E"			
					SC	Schlage "C"			
					GA	Yale "GA"			
					LA	Sargent "LA"			
					LC	Less Cylinder			
Series	Function	Options	Size	Door Height*	Finish	Keyway**	Keying**		
QED1	15	MLR	36"	7FT	313AN	BF	KD		
11	Rim Hex Dog								
12	Rim Cylinder Dog								
13	Rim Fire Rated								
14	SVR - Hex Dog								
15	SVR - Cylinder Dog								
16	SVR - Fire Rated								
17	SVR - LBR - Hex Dog								
18	SVR - LBR - Cylinder Dog								
19	SVR - LBR - Fire Rated								
24	CVR - Hex Dog								
25	CVR - Cylinder Dog								
26	CVR - Fire Rated								
27	CVR - LBR - Hex Dog								
28	CVR - LBR - Cylinder Dog								
29	CVR - LBR - Fire Rated								
					605	Bright Brass			
					313AN	Anodized Duranodic Bronze			
					626	Satin Chrome			
					KD	Keyed Different			
					KA	Keyed Alike			
					SK	Special Keying			
						- Construction Keyed			
						- Construction Master Keyed			
						- Maison Keyed			
						- Master Keyed			
					ZB	- Grand Master Keyed			
						- Great Grand Master Keyed			
					Zero Bitted				

* Applies to Vertical Rods only.
** Applies to Cylinder Dogged only.
† HC is only available for QED111-QED116.

Example

If you ordered: QED115 36" 7FT 313AN BF KD

You would get: Grade 1 Heavy Duty Architectural Surface Vertical Rod Exit Device with Cylinder Dogging for a 7 Foot Door, in Anodized Duranodic Bronze finish. SFIC "F" Keyway, Keyed Different.

Exit devices & trims | Grade 1 | Heavy duty

QED100 Series

Architectural exit device

Available in: 605, 313AN, 626



Model/Series	Functions	Style	Case qty	List price	
				626	605, 313AN
QED111	Rim - Hex Dog		1	1,541.00	1,575.00
QED112	Rim - Cylinder Dog		1	1,630.00	1,664.00
QED113	Rim - Fire Rated		1	1,644.00	1,678.00
QED114	SVR - Hex Dog	7FT	1	2,018.00	2,052.00
QED115	SVR - Cylinder Dog	7FT	1	2,109.00	2,143.00
QED116	SVR - Fire Rated	7FT	1	2,119.00	2,153.00
QED117	SVR Less Bottom Rod - Hex Dog	7FT	1	1,952.00	1,986.00
QED118	SVR Less Bottom Rod - Cylinder Dog	7FT	1	2,048.00	2,082.00
QED119	SVR Less Bottom Rod - Fire Rated	7FT	1	2,057.00	2,091.00
QED124	CVR - Hex Dog	7FT	1	2,119.00	2,153.00
QED125	CVR - Cylinder Dog	7FT	1	2,208.00	2,242.00
QED126	CVR - Fire Rated	7FT	1	2,225.00	2,259.00
QED127	CVR - LBR - Hex Dog	7FT	1	2,088.00	2,122.00
QED128	CVR - LBR - Cylinder Dog	7FT	1	2,180.00	2,214.00
QED129	CVR - LBR - Fire Rated	7FT	1	2,191.00	2,225.00

Less cylinder		List price
LC	Less Cylinder	Deduct 47.00

Options		Add
8FT	Vertical rod kit for 8FT door application	75.00
48"	48" Device (Consult factory for lead-time)	83.00
HC	Hurricane Compliant Rim	168.00
	Hurricane Compliant SVR	41.00

NOTES:

All LBR fire rated devices include a bottom fire bolt.
Consult factory for lead times on 605 finish.

Exit devices & trims | Grade 1 | Heavy duty

QED100 Series | Electrified options (Consult factory for lead times)

QED 100 Series



Model #	Description	List price adder
QED__MLR	Motorized Latch Retraction (MLR) allows for the remote unlatching of exit devices. Continuous duty motor retract latches/pushbar momentarily or for extended periods of time. Recommend the use of power supply 8Q00312 or 8Q00313.	1,431.00
8Q03000	Available Motorized Latch Retraction solution field conversion kit	1,431.00
QED__ED	Electrified Dogging (ED) allows continuous latch retraction and dogging simultaneously. ED requires first time mechanical activation after which the push bar will continuously hold the push bar and latch retracted. When power is removed or interrupted from the device, the latch bolt will extend and push bar will release. Uses power supply 8Q00314 (on page 50)	1,235.00
QED __X	Request to Exit (X) is an SPDT (Single Pole Double Throw) switch which monitors the push bar of the exit device. The X switch can be used to activate a door alarm, control a magnetic locking device, shunt a door alarm or signal a control console when the push bar is depressed.	460.00
QED__MLRX	Motorized Latch Retraction (MLR) device with a Request to Exit (X) switch. Recommend the use of power supply 8Q00312 or 8Q00313.	1,774.00
QED__EDX	Electrified Dogging (ED) device with a Request to Exit (X) switch. Uses power supply 8Q00314 (on page 50)	1,581.00

QED100 Series | power supply options (Consult factory for lead times)

Model #	Description	List price adder
8Q00312	Power supply for Motorized Latch Retraction Devices (MLR/MLRX)	1,537.00
8Q00313	Power supply with Day/Night mode for Motorized Latch Retraction Devices (MLR/MLRX)	1,747.00

Electrified product specifications

- Consult Factory for lead times
- Electrification prices should be added to price of device
- Lifetime warranty on exit device; 1 year warranty on electronic components
- MLR or MLRX power supply 8Q00312 or 8Q00313 recommended
- Minimum door width 36"
- MLR and ED requires the removal of mechanical dogging mechanism
- Options can be used in any Hex Dog or Fire Rated QED 100 Series Device (How to order example: QED111MLR 36" 626)

Power Supply Specifications (10" x 10" x 4.25")

8Q00312

- Provides power for up to two MLR or MLRX devices
- Supplied with wiring diagram in detailed instructions
- Automatic door operator interface
- Independent control of single exit devices (one or two single doors) or sequential operation of two devices (pair of doors) field adjustable latch retraction time delay
- 24VDC or 12 VDC auxiliary power, unfiltered & unregulated

8Q00313

- Same as 8Q00312 with the addition of a day/night mode
- Provides separate input for retracting one exit device or two exit devices sequentially without activating the auto door operator. While the latches are held retracted auto operator can be activated independently from a different output.

Exit devices & trims | Grade 1 | Heavy duty narrow stile

QED200 Series

QED2xx	Grade 1 Narrow Stile Exit Device	36" Device	36					BF	BEST "F" SFIC									
		48" Device	48					KW	Kwikset "KW"									
								WE	Weiser "E"									
								SC	Schlage "C"									
								GA	Yale "GA"									
								LA	Sargent "LA"									
								LC	Less Cylinder									
				7FT	7 ft Rod					ALS	Aluminum Door Strike							
				8FT	8 ft Rod					HMS	Hollow Metal Door Strike							
Series	Function	Size	Door Height*	Finish	Keyway**	Keying**	Strike											
QED1	15	36"	7FT	313AN	BF	KD	ALS											
11	Rim Hex Dog					KD	Keyed Different											
12	Rim Cylinder Dog					KA	Keyed Alike											
13	Rim Fire Rated					SK	Special Keying											
14	SVR - Hex Dog						- Construction Keyed											
15	SVR - Cylinder Dog						- Construction Master Keyed											
16	SVR - Fire Rated						- Maison Keyed											
17	SVR - LBR - Hex Dog						- Master Keyed											
18	SVR - LBR - Cylinder Dog					ZB	- Grand Master Keyed											
19	SVR - LBR - Fire Rated						- Great Grand Master Keyed											
24	CVR - Hex Dog																	
25	CVR - Cylinder Dog																	
26	CVR - Fire Rated																	
27	CVR - LBR - Hex Dog																	
28	CVR - LBR - Cylinder Dog																	
29	CVR - LBR - Fire Rated																	
				605	Bright Brass													
				313AN	Anodized Duranodic Bronze													
				626	Satin Chrome													

* Applies to Vertical Rods only.

** Applies to Cylinder Dogs only.

* Applies to Vertical Rods only.

** Applies to Cylinder Dogged only.

* HC is only available for QED111-QED116.

NOTES:

Rim devices with ALS Strike and SVR devices require minimum stile width of 2".
Rim devices with HMS and CVR devices require minimum stile wide of 3.5".

Example

If you ordered: QED215 36" 7FT 626 BF KD

You would get: Grade 1 Heavy Duty Narrow Stile Surface Vertical Rod Exit Device with Cylinder Dogging for a 7 Foot Door, in Brushed Chrome finish, SFIC "F" Keyway, Keyed Different.

Exit devices & trims | Grade 1 | Heavy duty narrow stile

QED200 Series

Narrow stile exit device

Available in: 605, 313AN, 626



Model/Series	Functions	Style	Case qty	List price	
				626	605, 313AN
QED211	Rim - Hex Dog		1	1,785.00	1,849.00
QED212	Rim - Cylinder Dog		1	1,870.00	1,935.00
QED213	Rim - Fire Rated		1	1,886.00	1,951.00
QED214	SVR - Hex Dog	7FT	1	2,405.00	2,474.00
QED215	SVR - Cylinder Dog	7FT	1	2,491.00	2,556.00
QED216	SVR - Fire Rated	7FT	1	2,507.00	2,573.00
QED217	SVR Less Bottom Rod - Hex Dog	7FT	1	2,342.00	2,405.00
QED218	SVR Less Bottom Rod - Cylinder Dog	7FT	1	2,429.00	2,491.00
QED219	SVR Less Bottom Rod - Fire Rated	7FT	1	2,443.00	2,507.00
QED224	CVR - Hex Dog	7FT	1	2,493.00	2,561.00
QED225	CVR - Cylinder Dog	7FT	1	2,579.00	2,646.00
QED226	CVR - Fire Rated	7FT	1	2,597.00	2,660.00
QED227	CVR - LBR - Hex Dog	7FT	1	2,440.00	2,505.00
QED228	CVR - LBR - Cylinder Dog	7FT	1	2,525.00	2,593.00
QED229	CVR - LBR - Fire Rated	7FT	1	2,540.00	2,606.00

Less cylinder		List price
LC	Less Cylinder	Deduct 47.00

Options		Add
8FT	Vertical rod kit for 8FT door application	69.00
48"	48" Device (Consult factory for lead-time)	80.00


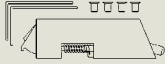

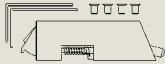



* QED213 available with HMS strike only.

NOTES:

All LBR fire rated devices include a bottom fire bolt.
 Consult factory for lead times on 605 finish.
 Rim devices with ALS Strike and SVR devices require minimum stile width of 2".
 Rim devices with HMS and CVR devices require minimum stile wide of 3.5".


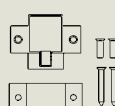
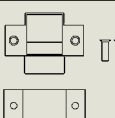

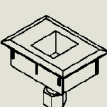


Exit devices & trims | Grade 1 | Heavy duty

QED100/200 Series | Latch & rod parts (Specify finish)

	Description	Service part #	List price
	Top Rod Latch for SVR & LBR - QED100/200 (requires screw pack 8Q00268 - see QED100/200 Other Parts & Screw Packs)	8Q00256	245.00
	Top Rod Latch for CVR - QED100 (requires screw pack 8Q00278 - see QED100/200 Other Parts & Screw Packs)	8Q00271	245.00
	Top Rod Latch for CVR - QED200 (requires screw pack 8Q00278 - see QED100/200 Other Parts & Screw Packs)	8Q00543	184.00
	Bottom Rod Latch for SVR - QED100/200 (requires screw pack 8Q00268 - see QED100/200 Other Parts & Screw Packs)	8Q00257	245.00
	Bottom Rod Latch for CVR - QED100 (requires screw pack 8Q00278 - see QED100/200 Other Parts & Screw Packs)	8Q00272	245.00
	Bottom Rod Latch for CVR - QED200 (requires screw pack 8Q00278 - see QED100/200 Other Parts & Screw Packs)	8Q00544	184.00
	Fire Latch for QED100/200 LBR Fire Rated * Can only be used with fire rated LBR devices.	8Q00279	131.00
NO IMAGE	Bottom Rod for SVR - QED100/200 (requires screw pack 8Q00268 - see QED100/200 Other Parts & Screw Packs)	8Q00258	65.00
NO IMAGE	Bottom Rod for CVR - QED100/200	8Q00280	65.00
NO IMAGE	7' Top Rod for SVR & LBR - QED100/200	8Q00259	65.00
NO IMAGE	7' Top Rod for CVR - QED100/200	8Q00281	65.00
NO IMAGE	8' Top Rod for SVR & LBR - QED100/200	8Q00260	74.00
NO IMAGE	8' Top Rod for CVR - QED100/200	8Q00282	74.00
NO IMAGE	QED100/200 Series SVR & LBR, 7' Top Rod Cover Set (includes top rod and base plate) (requires screw pack 8Q00261 - see QED100/200 Other Parts & Screw Packs)	8Q00249	115.00
NO IMAGE	QED100/200 Series SVR & LBR, 8' Top Rod Cover Set (includes cover and base plate) (requires screw pack 8Q00261 - see QED100/200 Other Parts & Screw Packs)	8Q00250	127.00
NO IMAGE	QED100/200 Series SVR, Bottom Rod Cover Set (includes cover and base plate) (requires screw pack 8Q00261 - see QED100/200 Other Parts & Screw Packs)	8Q00251	107.00

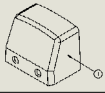









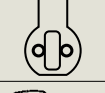
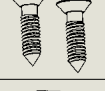
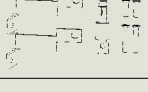
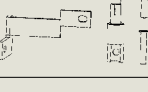


Exit devices & trims | Grade 1 | Heavy duty

QED100/200 Series | Strike parts

	Description	Service part #	List price
	Strike Kit for Rim Panic - QED100/200 (includes mounting hardware)	8Q00254	65.00
	Strike Kit for Rim Fire Rated - QED100/200 (includes mounting hardware)	8Q00255	74.00
	Double Door Strike Kit for Rim - QED111 & QED112 (includes mounting hardware)	8Q00269	107.00
	Strike Kit for Top Latch for SVR Panic - QED100/200 (includes mounting hardware)	8Q00247	83.00
	Strike Kit for Top Latch for CVR Panic - QED100/200	8Q00273	83.00
	Strike Kit for Top Latch for SVR Fire - QED100/200 (includes mounting hardware)	8Q00248	98.00
	Strike Kit for Top Latch for CVR Fire - QED100/200	8Q00274	98.00
	Strike Kit for Bottom Latch for SVR/CVR Panic - QED100/200 (includes mounting hardware)	8Q00265	83.00
	Strike Kit for Bottom Latch for SVR/CVR Fire - QED100/200 (includes mounting hardware)	8Q00266	83.00
	Strike Shim Kit for QED100/200 Series Rim Devices - 1 Piece	8Q00285	14.00
	Blade Stop Strike For Aluminum Door Application - QED200	S988	151.00

Exit devices & trims | Grade 1 | Heavy duty

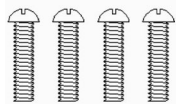
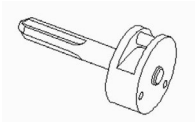
QED100/200 Series | Other parts & screw packs

	Description	Service part #	Qty	List price
	QED100/200 Series End Cap (Specify finish)	8Q00264	1	65.00
	QED100/200 Series End Cap Bracket and Screw Pack	8Q00246	1	31.00
	QED100/200 Series SVR & LBR, Top & Bottom Latch Screw Pack (Specify finish)	8Q00268	1	40.00
	QED100/200 Series SVR & LBR, Rod Cover Screw Pack	8Q00261	1	37.00
	QED100/200 Series SVR & LBR, Latch Cover Screw Pack (Specify finish)	8Q00262	1	15.00
	QED100/200 Series SVR, Rod Connector Kit (connects top & bottom rod to exit device))	8Q00263	1	40.00
	QED100/200 Series Sex Bolts (Qty 4) (Specify finish)	8Q00267	1	43.00
	QED100/200 Series LBR, Head Cap Plug (black)	8Q00270	1	15.00
	QED100/200 Series Cylinder Mounting Kit for Cylinder Dog Devices (Specify finish)	8Q00252	1	65.00
	QED100/200 Series Hex Wrench for Hex Dog Devices	8Q00253	1	13.00
	Standard Cam for Mortise Cylinder	8Q00119	1	8.10
	Cam Mounting Screws for Mortise Cylinders (Qty 2)	8Q00118	1	3.00
	QED100/200 Series CVR Rod Connector	8Q00275	1	40.00
	QED100/200 Series CVR-LBR Rod Connector	8Q00276	1	40.00
	QED100/200 Series CVR Installation Jig	8Q00277	1	20.00
	QED100/200 Series CVR Latch Screw Pack	8Q00278	1	40.00

Exit devices & trims | Grade 1 | Heavy duty

QED100/200 Series | Thick door kits (TDK's)

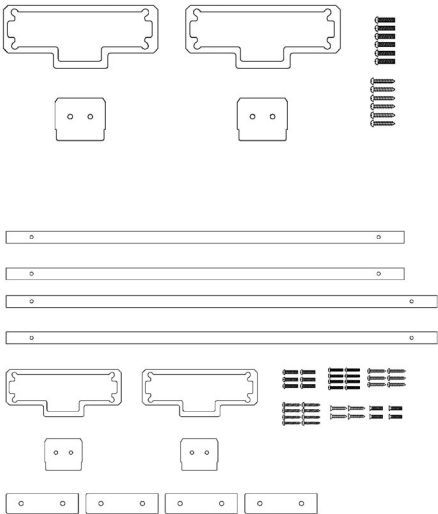
Thick door kits (TDK's) are used to extend the length of the exit trim spindle for non-standard (1-3/4") thick doors. These kits include appropriate length exit trim spindles and fasteners.



Trim	Door Thickness				List price
	2"	2 1/4"	2 1/2"	2 3/4"	
QET130					43.00
QET160	8Q00427	8Q00428	8Q00429	8Q00430	
QET180					
QET165	8Q00431	8Q00432	8Q00433	8Q00434	

QED100/200 Series | Glass bead kits (GBK's) (Specify finish)

- Glass bead kits (GBK's) are used to shim exit devices off the face of a door with raised glass beads. Each kit contains (2) 1/8" shims (total clearance of 1/4") and fasteners.
- Requires the use of a thick door kit (TDK) if using an exit device trim.
- Available finishes: 605, 313, 626



Part #	Model	Finishes	List price
8Q00414	QED100 Rim and CVR Devices	605, 313AN, 626	127.00
8Q00415	QED100 SVR 7FT Device	605, 313AN, 626	306.00
8Q00416	QED100 SVR 8FT Device	605, 313AN, 626	316.00
8Q00586	QED200 Rim and CVR Device	605	127.00
8Q00546	QED200 Rim and CVR Device	313AN	
8Q00547	QED200 Rim and CVR Device	626	
8Q00548	QED200 SVR 7FT Device	605	306.00
8Q00549	QED200 SVR 7FT Device	313AN	
8Q00550	QED200 SVR 7FT Device	626	
8Q00551	QED200 SVR 8FT Device	605	316.00
8Q00552	QED200 SVR 8FT Device	313AN	
8Q00553	QED200 SVR 8FT Device	626	

Exit devices & trims | Grade 1 | Mullions

QRM100 Series

Standard		11
Fire Rated		13

8'	Standard Height
9'	
10'	
11'	
12'	

8'	Not Available in Fire Rated or Hurricane Compliant Options
9'	
10'	
11'	
12'	

Series	Function	Options	Height	Finish
QRM1	11	HC KR	8'	600

QRM1	Mullion Prepped for QED100 Series
------	-----------------------------------

HC	Hurricane Compliant
KR	Keyed Removable

600	Primer
689	Aluminum
695	Dark Bronze

Example

If you ordered: QRM111 HC KR 8' 600

You would get: Keyed Removable, Hurricane Compliant mullion, 8' height, with Primer finish. Prepped for QED100 Series strike.

Exit devices & trims | Grade 1 | Mullions

QRM100 Series

Applications


- Use with Rim Exit Devices on pairs of doors

Product specifications

- 2"x 3" (51 mm x 76 mm) steel mullion tube. 1/8" wall thickness
- Hurricane: 2" x 3" steel mullion tube. 5/16" wall thickness.
- Size: Standard for openings 8'0" high, field sizeable for openings less than 8'0". 9', 10', 11' & 12' also available and are field sizeable.
- Mullion is pre-prepped for QED100 Series Exit Devices
- Fire and Hurricane Rating 8' 0" high max.
- Available Finishes: Primer (600), Aluminum (689) and Dark Bronze (695)

Hurricane compliant

QRM111 HC KR or QRM113 HC KR



QRM100 Series | Keyed removeable mullions (Consult factory for lead times)

Mullions include: mullion tube, cap, base, fasteners. Cylinder not included. Keyed removeable mullions utilize standard rim cylinders. Reference cylinders, keys & keying section for more details.

Order #	Description	List Price	
		600	689, 695
QRM111 KR*	Keyed Removeable Mullion	2,249.00	2,397.00
QRM111 HC KR	Hurricane Compliant, Keyed Removeable Mullion	2,096.00	2,249.00
QRM113 KR	Fire Rated, Keyed Removeable Mullion	2,537.00	2,450.00
QRM113 HC KR	Fire Rated, Hurricane Compliant, Keyed Removeable Mullion	2,444.00	2,360.00

*NOTE: For heights greater than 8', add \$37.00 for each additional 12".

QRM100 Series | Removeable mullions (Consult factory for lead times)

Mullions include: Mullion Tube, Cap, Base, Fasteners

Order #	Description	List Price	
		600	689, 695
QRM111 *	Removeable Mullion	1,022.00	1,164.00
QRM111 HC	Hurricane Compliant, Removeable Mullion	1,452.00	1,599.00
QRM113	Fire Rated, Removeable Mullion	1,311.00	1,452.00
QRM113 HC	Fire Rated, Hurricane Compliant, Removeable Mullion	1,747.00	1,888.00

*NOTE: For heights greater than 8', add \$39.00 for each additional 12".

Exit devices & trims | Grade 1 | Heavy duty

QET100 Series

QET1xx	Grade 1 Architectural Exit Trim
--------	---------------------------------

KW	Kwikset "KW"
WE	Weiser "E"
SC	Schlage "C"
GA	Yale "GA"
LA	Sargent "LA"
LC	Less Cylinder

L	Pull
E	Sierra
M	Summit
A	Slate

Series	Function	Design	Finish	Keyway	Keying
QET1	60	M	626	KW	KD

20	DL - Dummy Trim Lever (ANSI 02)
25	DP - Dummy Trim Pull (ANSI 02)
30	PL - Passage Lever (ANSI 14)
60	KL - Keyed Lever (ANSI 08)
65	TP - Thumbpiece (ANSI 05)
67	DT - Dummy Thumbpiece (ANSI 02)
70	NL - Night Latch Lever (ANSI 03)
75	NL - Pull (ANSI 03)
80	NL - Night Latch Lever (ANSI 09)
90	Flat Plate (ANSI 01)

KD	Keyed Different
KA	Keyed Alike
SK	Special Keying
	- Construction Keyed
	- Construction Master Keyed
	- Maison Keyed
	- Master Keyed
ZB	- Grand Master Keyed
	- Great Grand Master Keyed
ZB	Zero Bitted

605	Bright Brass
613 [†]	Oil Rubbed Bronze
626	Satin Chrome
690 [†]	Painted Duranodic Bronze

[†] 613 Finish available for lever escutcheon trims;
690 finish available for escutcheon pull trims

Example

If you ordered: QET160 M 626 BF KD

You would get: Grade 1 Escutcheon Trim Lever, Summit design, Satin Chrome Finish SFIC "F" Keyway, Keyed Different. This Trim Matches to the QED100 Series Exit Devices

Exit devices & trims | Grade 1 | Heavy duty

QET100 Series

Escutcheon trims Sierra (E)

Available in: 605, 613**, 626



Escutcheon trims Summit (M)

Available in: 605, 613**, 626



Escutcheon trims Slate (A)

Available in: 605, 613**, 626



Model/Series	Functions	Style	Cylinder type	Case qty	List price
					605, 613, 626
QET120	Dummy Escutcheon Lever - ANSI 02	E/M/A	-	6	669.00
QET130	Passage Escutcheon Lever - ANSI 14	E/M/A	-	6	669.00
QET160	Keyed Escutcheon Lever (Classroom) - ANSI 08	E/M/A	Mortise	6	755.00
QET170*	Night Escutcheon Latch (Storeroom) - ANSI 03	E/M/A	Rim	6	755.00
QET180	Night Latch Escutcheon Latch (Storeroom) - ANSI 09	E/M/A	Mortise	6	755.00

Escutcheon trims pull & flat plates

Available in: 605, 626, 690



Dummy Pull
QET125



Thumb Piece
QET165



Dummy Thumb
Piece QET167



Night Latch Pull
QET175



Flat Plate
QET190

Model/Series	Functions	Style	Cylinder type	Case qty	List price
					605, 613, 626
QET125	Dummy Escutcheon Pull - ANSI 02	L	-	6	222.00
QET165*	Thumbpiece Escutcheon Pull - ANSI 05	L	Mortise	6	498.00
QET167	Dummy Thumbpiece Escutcheon Pull - ANSI 02	L	-	6	222.00
QET175*	Night Latch Escutcheon Pull - ANSI 03	L	Rim	6	304.00
QET190	Flat Escutcheon Plate - ANSI 01	L	-	6	133.00

Less cylinder					List price
LC	Less Cylinder				Deduct 47.00

NOTES:

* Not recommended for use on exit devices with vertical rods.
Consult factory for lead times on 605 finish.

** 613 Finish trims match 313 finish exit devices.

Exit devices & trims | Grade 1 | Heavy duty narrow stile

QET200 Series

QET2xx	Grade 1 Narrow Stile Exit Trim
--------	--------------------------------------

KW	Kwikset "KW"
WE	Weiser "E"
SC	Schlage "C"
GA	Yale "GA"
LA	Sargent "LA"
LC	Less Cylinder

L	Pull
E	Sierra
M	Summit
A	Slate

Series	Function	Design	Finish	Keyway	Keying
QET2	60	M	626	KW	KD

605	Bright Brass
613 [†]	Oil Rubbed Bronze
626	Satin Chrome
690 [†]	Painted Duranodic Bronze

20	DL - Dummy Trim Lever (ANSI 02)
25	DP - Dummy Trim Pull for Rim/SVR (ANSI 02)
26	DP - Dummy Trim Pull for CVR (ANSI 02)
30	PL - Passage Lever (ANSI 14)
60	KL - Keyed Lever (ANSI 08)
70	NL - Night Latch Lever (ANSI 03)
75	NL - Pull (ANSI 03)
80	NL - Night Latch Lever (ANSI 09)
90	Flat Plate for Rim/SVR (ANSI 01)
91	Flat Plate for CVR (ANSI 01)

KD	Keyed Different
KA	Keyed Alike
SK	Special Keying
	- Construction Keyed
	- Construction Master Keyed
	- Maison Keyed
	- Master Keyed
	- Grand Master Keyed
ZB	- Great Grand Master Keyed
	Zero Bitted

† 613 Finish available for lever escutcheon trims;
690 finish available for escutcheon pull trims

Example

If you ordered: QET260 M 626 BF KD

You would get: Grade 1 Escutcheon Trim Lever, Summit design, Satin Chrome Finish SFIC "F" Keyway, Keyed Different. This Trim Matches to the QED200 Series Exit Devices

Exit devices & trims | Grade 1 | Heavy duty narrow stile

QET200 Series

Escutcheon trims Sierra (E)

Available in: 605, 613**, 626



Escutcheon trims Summit (M)

Available in: 605, 613**, 626



Escutcheon trims Slate (A)

Available in: 605, 613**, 626



Model/Series	Functions	Style	Cylinder Type	Case Qty	List Price
					605, 613, 626
QET220	Dummy Escutcheon Lever - ANSI 02	E/M/A	-	6	672.00
QET230	Passage Escutcheon Lever - ANSI 14	E/M/A	-	6	672.00
QET260	Keyed Escutcheon Lever (Classroom) - ANSI 08	E/M/A	Mortise	6	762.00
QET270*	Night Escutcheon Latch (Storeroom) - ANSI 03	E/M/A	Rim	6	762.00
QET280	Night Latch Escutcheon Latch (Storeroom) - ANSI 09	E/M/A	Mortise	6	762.00

Escutcheon trims pull & flat plates

Available in: 605, 626, 690



Dummy Pull
QET225



Night Latch Pull
QET275



Flat Plate
QET290

Model/Series	Functions	Style	Cylinder Type	Case Qty	List Price
					605, 613, 626
QET225	Dummy Escutcheon Pull for Rim/SVR - ANSI 02	L	-	6	223.00
QET226	Dummy Escutcheon Pull for CVR - ANSI 02	L	-	6	223.00
QET275*	Night Latch Escutcheon Pull - ANSI 03	L	Rim	6	307.00
QET290	Flat Escutcheon Plate for Rim/SVR - ANSI 01	L	-	6	133.00
QET291	Flat Escutcheon Plate for CVR - ANSI 01	L	-	6	133.00

Less cylinder		List price
LC	Less Cylinder	Deduct 47.00


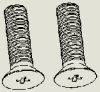








NOTES:

* Not recommended for use on exit devices with vertical rods.
Consult factory for lead times on 605 finish.

** 613 Finish trims match 313 finish exit devices.

Exit devices & trims | Grade 1 | Heavy duty

QET100/200 Series | Other parts & screw packs

	Description	Service part #	Qty	List price
	QET100/200 Series Screw Pack and Square Pin for Escutcheon Trims	8Q00132	1	8.10
	QET100/200 Series Screw Pack for Pull Plates	8Q00134	1	2.70
	QET100/200 Series Cylinder Mounting Kit (Specify finish)	8Q00135	1	43.00
	QET100/200 Series Cylinder Lock and Screw Pack for Thumb Piece Pulls - (Specify finish)	8Q00136	1	11.00
	QET100/200 Series Sex Nuts for Flat Plate - (Qty 2) (Specify finish)	8Q00139	1	11.00
	Rim Cylinder Tailpiece	8Q00140	1	4.70
	Rim Cylinder Tailpiece- Thick Door (Measures 2-3/8")	8Q00480	1	4.70
	Standard Cam for Mortise Cylinder	8Q00119	1	8.10
	Cam Mounting Screws for Mortise Cylinders (Qty 2)	8Q00118	1	3.00
	Rim Cylinder Retaining Cup	8Q00529	1	11.00

Exit devices & trims | Standard duty

QED300 Series

11	Rim Hex Dog					
12	Rim Cylinder Dog					
13	Rim Fire Rated					
14	SVR - Hex Dog					
15	SVR - Cylinder Dog					
16	SVR - Fire Rated					
17	SVR - LBR - Hex Dog					
18	SVR - LBR - Cylinder Dog					
19	SVR - LBR - Fire Rated					

BF	BEST "F" SFIC
KW	Kwikset "KW"
WE	Weiser "E"
SC	Schlage "C"
GA	Yale "GA"
LA	Sargent "LA"
LC	Less Cylinder

7FT	7 ft Rod
8FT	8 ft Rod

Series	Function	Size	Door Height*	Finish	Keyway**	Keying**
QED3	15	36"	7FT	689	BF	KD

36" Device	36
48" Device	48

KD	Keyed Different
KA	Keyed Alike
SK	Special Keying
	- Construction Keyed
	- Construction Master Keyed
	- Maison Keyed
	- Master Keyed
	- Grand Master Keyed
	- Great Grand Master Keyed
ZB	Zero Bitted

689	Painted Aluminum
690	Painted Durandic Bronze

* Applies to Vertical Rods only.
** Applies to Cylinder Dogged only.

Example

If you ordered: QED315 36" 7FT 689 BF KD
You would get: Grade 1 Standard Duty Surface Vertical Rod Exit Device 36", with Cylinder Dogging for a 7 Foot Door, in Painted Aluminum finish. SFIC "F" Keyway, Keyed Different.

Exit devices & trims | Standard duty

QED300 Series

Standard duty exit device

Available in: 689 & 690



Model/Series	Functions	Style	Case qty	List price
				689, 690
QED311	Rim - Hex Dog		4	459.00
QED312	Rim - Cylinder Dog		4	549.00
QED313	Rim - Fire Rated		4	620.00
QED314	Surface Vertical Rod - Hex Dog	7FT	4	754.00
QED315	Surface Vertical Rod - Cylinder Dog	7FT	4	843.00
QED316	Surface Vertical Rod - Fire Rated	7FT	4	955.00
QED317	Surface Vertical Rod Less Bottom Rod - Hex Dog	7FT	4	729.00
QED318	Surface Vertical Rod Less Bottom Rod - Cylinder Dog	7FT	4	818.00
QED319*	Surface Vertical Rod Less Bottom Rod - Fired Rated	7FT	4	955.00

Less cylinder		List price
LC	Less Cylinder	Deduct 47.00




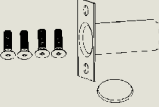



Trim options		List price
8FT	Vertical rod kit for 8FT door application	Add 29.00
48"	48" Device	Add 41.00

NOTES:

*QED319 Includes Bottom Fire Latch.

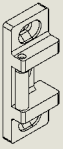

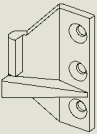
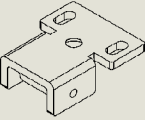
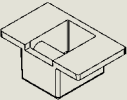


Exit devices & trims | Standard duty

QED300 Series | Latch & rod parts (Specify finish)

	Description	Service part #	List price
	Top Rod Latch for SVR & LBR - QED314-QED319 (requires screw pack 8Q00130 - see QED300 Other Parts & Screw Packs)	8Q00111	161.00
	Bottom Rod Latch for SVR - QED314 & QED315 (requires screw pack 8Q00130 - see QED300 Other Parts & Screw Packs)	8Q00112	161.00
	Bottom Rod Latch for SVR Fire Rated - QED316 (requires screw pack 8Q00130 - see QED300 Other Parts & Screw Packs)	8Q00113	161.00
	Fire Latch for QED319 SVR-LBR-Fire Rated *Can only be used with Fire Rated LBR devices.	8Q00279	131.00
	Top Rod for SVR & LBR - QED314 - QED319 (7 Foot)	8Q00114	63.00
	Top Rod for SVR & LBR - QED314 - QED319 (8 Foot)	8Q00115	70.00
	Bottom Rod for SVR - QED314, QED315, QED316	8Q00116	63.00

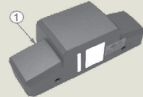





Exit devices & trims | Standard duty

QED300 Series | Strike parts

	Description	Service part #	List price
	Strike for Rim Panic - QED311 & QED312 (includes mounting hardware)	8Q00120	46.00
	Strike for Rim Fire Rated - QED313 (includes mounting hardware)	8Q00121	46.00
	Double Door Strike for Rim Panic - QED311 & QED312 (includes mounting hardware)	8Q00208	102.00
	Strike for Top Latch for SVR & LBR - QED314 - QED319 (includes mounting hardware)	8Q00128	46.00
	Strike for Bottom Latch for SVR - QED314, QED315 & QED316 (includes mounting hardware)	8Q00127	46.00
	Strike Shim Kit for Rim Devices - 1 piece (2 3/8" Backset for QED300 series)	8Q00285	14.00
	Strike Shim Kit for Rim Devices - 4 piece (2 3/4" Backset for QED300 series)	8Q00286	40.00

Exit devices & trims | Standard duty

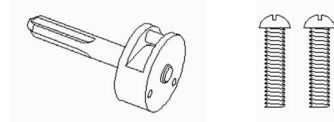
QED300 Series | Other parts & screw packs

	Description	Service part #	Qty	List price
	QED300 Series Rim, Head Cap (Specify finish)	8Q00109	1	81.00
	QED300 Series SVR, Head Cap (Specify finish)	8Q00110	1	81.00
	Standard Cam for Mortise Cylinder	8Q00119	1	8.10
	Cam Mounting Screws for Mortise Cylinders (Qty 2)	8Q00118	1	3.00
	QED300 Series Cylinder Mounting Kit for Cylinder Dog Device - QED312, QED315 & QED318 (Specify finish)	8Q00122	1	43.00
	QED300 Series LBR, Head Cap Plug (black)	8Q00117	1	3.00
	QED300 Series Hex Wrench for Hex Dog Devices - QED311, QED314 & QED317	8Q00124	1	3.00
	QED300 Series Device Mounting Screw Pack	8Q00125	1	9.00
	QED300 Series SVR & LBR, Rod Holder Brackets and Screw Pac- QED314 - QED319 (Specify finish)	8Q00126	1	9.00
	QED300 Series SVR & LBR, Top & Bottom Latch Screw Pac (Specify finish)	8Q00130	1	9.00
	QED300 Series Sex Bolts (Qty 4) (Specify finish)	8Q00131	1	12.00
	QED300 Series End Cap (Specify finish)	8Q00123	1	43.00

Exit devices & trims | Standard duty

QED300 Series | Thick door kits (TDK's)

Thick door kits (TDK's) are used to extend the length of the exit trim spindle for non-standard (1-3/4") thick doors. These kits include appropriate length exit trim spindles and fasteners.

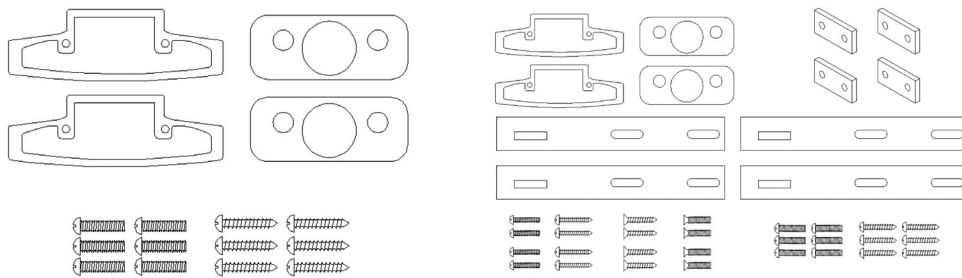


Trim	Door Thickness				List price
	2"	2 1/4"	2 1/2"	2 3/4"	
QET330					38.00
QET360	8Q00419	8Q00420	8Q00421	8Q00422	
QET370					
QET365	8Q00423	8Q00424	8Q00425	8Q00426	

QED300 Series | Glass bead kits (GBK's) (Specify finish)

- Glass bead kits (GBK's) are used to shim exit devices off the face of a door with raised glass beads. Each kit contains (2) 1/8" shims (total clearance of 1/4") and fasteners.
- Requires the use of a thick door kit (TDK) if using an exit device trim.
- Available finishes: 689, 690

Part #	Device type	Model	Finishes	List price
8Q00411	RIM	QED311, QED312, QED313	689 & 690	77.00
8Q00412	SVR	QED314, QED315, QED316		102.00



Exit devices & trims | Mullions

QRM300 Series

Series	Function	Options	Height	Finish
QRM3	13	KR	8'	689

QRM3	Mullion Prepped for QED300 Series
------	-----------------------------------

KR	Keyed Removable
----	-----------------

600	Primer
689	Aluminum
695	Dark Bronze

Standard	11
Fire Rated	13

8'	Standard Height
9'	Not Available in Fire Rated or Hurricane Compliant Options
10'	
11'	
12'	

Example

If you ordered: QRM313 KR 8' 689

You would get: Keyed Removable, Fire Rated mullion, 8' height, with Aluminum finish.
Prepped for QED300 Series strike.

Exit devices & trims | Mullions

QRM300 Series

Applications

- Use with Rim Exit Devices on pairs of doors

Product specifications

- 2"x 3" (51 mm x 76 mm) steel mullion tube. 1/8" wall thickness.
- Size: Standard for openings 8'0" high, field sizeable for openings less than 8'0". 9', 10', 11' & 12' also available and are field sizeable.
- Mullion is pre-prepped for QED300 Series Exit Devices.
- Fire Rating 8'0" high max.
- Available Finishes: Primer (600), Aluminum (689) and Dark Bronze (695)

Removable keyed mullion



Locking KR Headcap
(Rim Cylinder not included)

QRM300 Series | Keyed removeable mullions (Consult factory for lead times)

Mullions include: mullion tube, cap, base, fasteners. Cylinder not included. Keyed removable mullions utilize standard rim cylinders. Reference cylinders, keys & keying section for more details.

Order #	Description	List Price	
		600	689, 695
QRM311 KR*	Keyed Removable Mullion	1,704.00	1,912.00
QRM313 KR	Fire Rated, Keyed Removable Mullion	2,052.00	2,195.00

*NOTE: For heights greater than 8', add \$39.00 for each additional 12".

QRM300 Series | Removeable mullions (Consult factory for lead times)

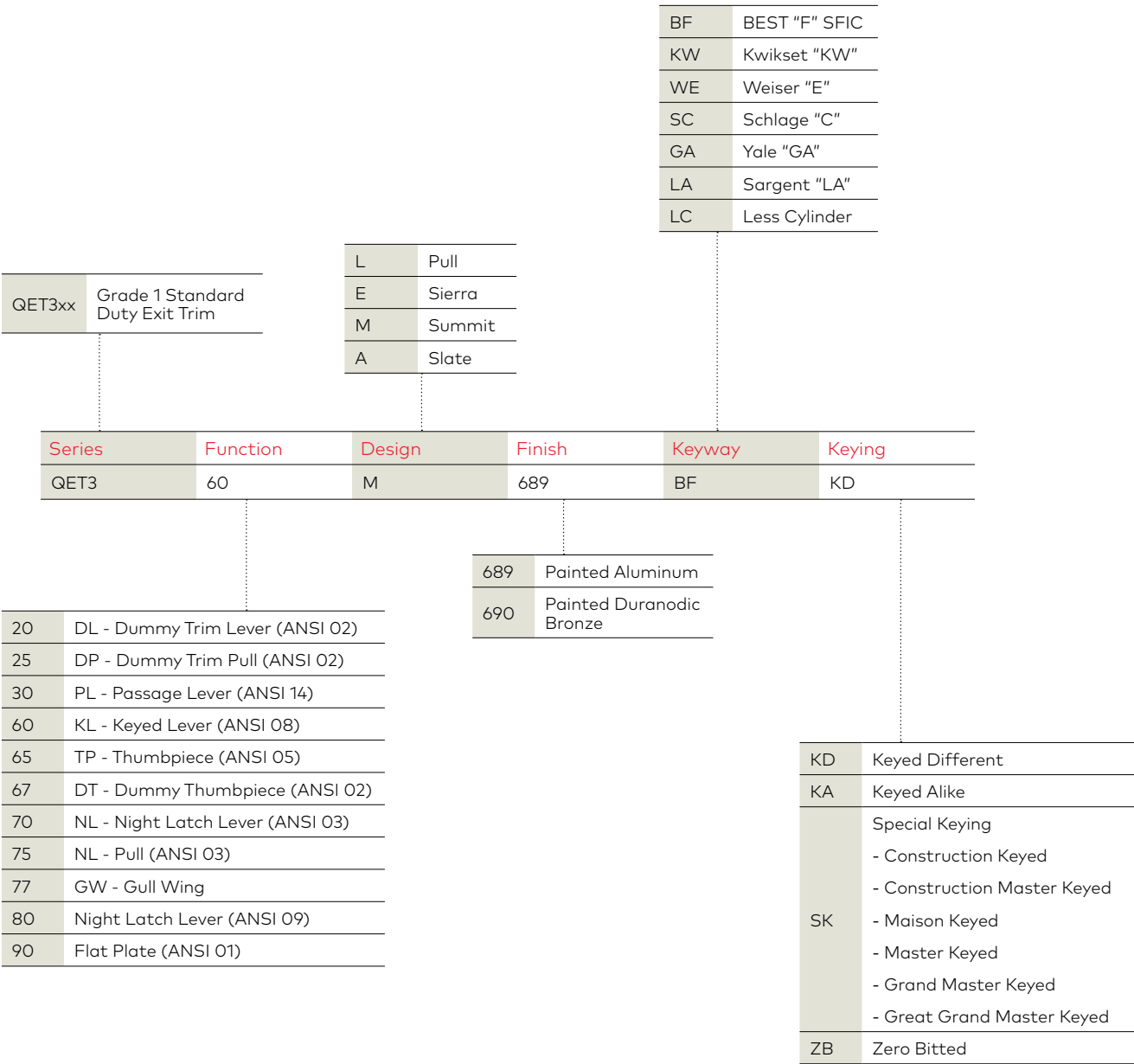
Mullions include: Mullion Tube, Cap, Base, Fasteners

Order #	Description	List Price	
		600	689, 695
QRM311 *	Removable Mullion	993.00	1,132.00
QRM313	Fire Rated, Removable Mullion	1,281.00	1,418.00

*NOTE: For heights greater than 8', add \$39.00 for each additional 12".

Exit devices & trims | Standard duty

QET300 Series



Example

If you ordered: QET360 M 689 BF KD

You would get: Grade 1 Escutcheon Trim Lever, Summit design, Aluminum Finish SFIC "F" Keyway, Keyed Different. This Trim Matches to the QED300 Series Exit Devices

Exit devices & trims | Standard duty

QET300 Series

Escutcheon trims Sierra (E)

Available in: 689, 690



Escutcheon trims Summit (M)

Available in: 689, 690



Escutcheon trims Slate (A)

Available in: 605, 613**, 626



Model/Series	Functions	Style	Cylinder type	Case qty	List price
					689, 690
QET320	Dummy Escutcheon Lever - ANSI 02	E/M/A	-	12	302.00
QET330	Passage Escutcheon Lever - ANSI 14	E/M/A	-	12	302.00
QET360	Keyed Escutcheon Lever (Classroom) - ANSI 08	E/M/A	Mortise	12	389.00
QET370*	Night Latch Escutcheon Latch (Storeroom) - ANSI 03	E/M/A	Mortise	12	389.00
QET380	Night Latch Escutcheon Latch (Storeroom) - ANSI 09	E/M/A	Mortise	12	389.00

Escutcheon trims pull & flat plates

Available in: 689, 690



Dummy Pull
QET325



Thumb Piece
QET365



Dummy
Thumb Piece
QET367



Night Latch
Pull QET375



Gull Wing
Pull QET377



Flat Plate
QET390

Model/Series	Functions	Style	Cylinder type	Case qty	List price
					689, 690
QET325	Dummy Escutcheon Pull - ANSI 02	L	---	12	148.00
QET365*	Thumb Piece Escutcheon Pull - ANSI 05	L	Mortise	12	420.00
QET367	Dummy Thumb Piece Escutcheon Pull - ANSI 02	L	---	12	148.00
QET375*	Night Latch Escutcheon Pull - ANSI 03	L	Rim	12	229.00
QET377	Gull Wing Escutcheon Pull	L	Rim	12	150.00
QET390	Flat Escutcheon Plate - ANSI 01		---	12	81.00

Less cylinder		List price
LC	Less Cylinder	Deduct 47.00

NOTES:

* Not recommended for use on exit devices with vertical rods.

Exit devices & trims | Standard duty

QET300 Series | Other parts & screw packs

	Description	Service Part #	Qty	List Price
	QET300 Series Screw Pack for Pull Plates - QET325 & QET375	8Q00134	1	2.70
	QET300 Series Cylinder Lock and Screw Pack for Thumb Piece Pulls - QET365	8Q00136	1	11.00
	QET300 Series Screw Pack, Cylinder Mounting Hardware & Square Pin for Escutcheon Trims - QET360, QET370, QET380	8Q00137	1	21.00
	QET300 Series Screw Pack & Square Pin for Escutcheon Trims - QET320 & QET330	8Q00206	1	8.10
	QET300 Series Cylinder Collar (Specify finish)	8Q00138	1	46.00
	QET300 Series Sex Nuts for Flat Plate - QET390 (Qty 2) (Specify finish)	8Q00139	1	11.00
	Rim Cylinder Tailpiece	8Q00140	1	4.70
	Rim Cylinder Tailpiece- Thick Door (Measures 2-3/8")	8Q00480	1	4.70
	Standard Cam for Mortise Cylinder	8Q00119	1	8.10
	Cam Mounting Screws for Mortise Cylinders (Qty 2)	8Q00118	1	3.00
	Rim Cylinder Retaining Cup	8Q00529	1	11.00

Exit devices & trims | Standard duty | Round rose

QRT300 Series

QRT3xx		Standard Duty Rose Exit Trim																																																																																																																																																																																																																																																																																																																																																																																																																																																																																																																																																																																																																																																																																																																																																																																																																																																																																																																																																																																																																																																																																																																																																																																																																																																																																																																																																																																																																																																																																																																																																																																																																																																																																											
--------	--	---------------------------------	--	--	--	--	--	--	--	--	--	--	--	--	--	--	--	--	--	--	--	--	--	--	--	--	--	--	--	--	--	--	--	--	--	--	--	--	--	--	--	--	--	--	--	--	--	--	--	--	--	--	--	--	--	--	--	--	--	--	--	--	--	--	--	--	--	--	--	--	--	--	--	--	--	--	--	--	--	--	--	--	--	--	--	--	--	--	--	--	--	--	--	--	--	--	--	--	--	--	--	--	--	--	--	--	--	--	--	--	--	--	--	--	--	--	--	--	--	--	--	--	--	--	--	--	--	--	--	--	--	--	--	--	--	--	--	--	--	--	--	--	--	--	--	--	--	--	--	--	--	--	--	--	--	--	--	--	--	--	--	--	--	--	--	--	--	--	--	--	--	--	--	--	--	--	--	--	--	--	--	--	--	--	--	--	--	--	--	--	--	--	--	--	--	--	--	--	--	--	--	--	--	--	--	--	--	--	--	--	--	--	--	--	--	--	--	--	--	--	--	--	--	--	--	--	--	--	--	--	--	--	--	--	--	--	--	--	--	--	--	--	--	--	--	--	--	--	--	--	--	--	--	--	--	--	--	--	--	--	--	--	--	--	--	--	--	--	--	--	--	--	--	--	--	--	--	--	--	--	--	--	--	--	--	--	--	--	--	--	--	--	--	--	--	--	--	--	--	--	--	--	--	--	--	--	--	--	--	--	--	--	--	--	--	--	--	--	--	--	--	--	--	--	--	--	--	--	--	--	--	--	--	--	--	--	--	--	--	--	--	--	--	--	--	--	--	--	--	--	--	--	--	--	--	--	--	--	--	--	--	--	--	--	--	--	--	--	--	--	--	--	--	--	--	--	--	--	--	--	--	--	--	--	--	--	--	--	--	--	--	--	--	--	--	--	--	--	--	--	--	--	--	--	--	--	--	--	--	--	--	--	--	--	--	--	--	--	--	--	--	--	--	--	--	--	--	--	--	--	--	--	--	--	--	--	--	--	--	--	--	--	--	--	--	--	--	--	--	--	--	--	--	--	--	--	--	--	--	--	--	--	--	--	--	--	--	--	--	--	--	--	--	--	--	--	--	--	--	--	--	--	--	--	--	--	--	--	--	--	--	--	--	--	--	--	--	--	--	--	--	--	--	--	--	--	--	--	--	--	--	--	--	--	--	--	--	--	--	--	--	--	--	--	--	--	--	--	--	--	--	--	--	--	--	--	--	--	--	--	--	--	--	--	--	--	--	--	--	--	--	--	--	--	--	--	--	--	--	--	--	--	--	--	--	--	--	--	--	--	--	--	--	--	--	--	--	--	--	--	--	--	--	--	--	--	--	--	--	--	--	--	--	--	--	--	--	--	--	--	--	--	--	--	--	--	--	--	--	--	--	--	--	--	--	--	--	--	--	--	--	--	--	--	--	--	--	--	--	--	--	--	--	--	--	--	--	--	--	--	--	--	--	--	--	--	--	--	--	--	--	--	--	--	--	--	--	--	--	--	--	--	--	--	--	--	--	--	--	--	--	--	--	--	--	--	--	--	--	--	--	--	--	--	--	--	--	--	--	--	--	--	--	--	--	--	--	--	--	--	--	--	--	--	--	--	--	--	--	--	--	--	--	--	--	--	--	--	--	--	--	--	--	--	--	--	--	--	--	--	--	--	--	--	--	--	--	--	--	--	--	--	--	--	--	--	--	--	--	--	--	--	--	--	--	--	--	--	--	--	--	--	--	--	--	--	--	--	--	--	--	--	--	--	--	--	--	--	--	--	--	--	--	--	--	--	--	--	--	--	--	--	--	--	--	--	--	--	--	--	--	--	--	--	--	--	--	--	--	--	--	--	--	--	--	--	--	--	--	--	--	--	--	--	--	--	--	--	--	--	--	--	--	--	--	--	--	--	--	--	--	--	--	--	--	--	--	--	--	--	--	--	--	--	--	--	--	--	--	--	--	--	--	--	--	--	--	--	--	--	--	--	--	--	--	--	--	--	--	--	--	--	--	--	--	--	--	--	--	--	--	--	--	--	--	--	--	--	--	--	--	--	--	--	--	--	--	--	--	--	--	--	--	--	--	--	--	--	--	--	--	--	--	--	--	--	--	--	--	--	--	--	--	--	--	--	--	--	--	--	--	--	--	--	--	--	--	--	--	--	--	--	--	--	--	--	--	--	--	--	--	--	--	--	--	--	--	--	--	--	--	--	--	--	--	--	--	--	--	--	--	--	--	--	--	--	--	--	--	--	--	--	--	--	--	--	--	--	--	--	--	--	--	--	--	--	--	--	--	--	--	--	--	--	--	--	--	--	--	--	--	--	--	--	--	--	--	--	--	--	--	--	--	--	--	--	--	--	--	--	--	--	--	--	--	--	--	--	--	--	--	--	--	--	--	--	--	--	--	--	--	--	--	--	--	--	--	--	--	--	--	--	--	--	--	--	--	--	--	--	--	--	--	--	--	--	--	--	--	--	--	--	--	--	--	--	--	--	--	--	--	--	--	--	--	--	--	--	--	--	--	--	--	--	--	--	--	--	--	--	--	--	--	--	--	--	--	--	--	--	--	--	--	--	--	--	--	--	--	--	--	--	--	--	--	--	--	--	--	--	--	--	--	--	--	--	--	--	--	--	--	--	--	--	--	--	--	--	--	--	--	--	--	--	--	--	--	--	--	--	--	--	--	--	--	--	--	--	--	--	--	--	--	--	--	--	--	--	--	--	--	--	--	--	--	--	--	--	--	--	--	--	--	--	--	--	--	--	--	--	--	--	--	--	--	--	--	--	--	--	--	--	--	--	--	--	--	--	--	--	--	--	--	--	--	--	--	--	--	--	--	--	--	--	--	--	--	--	--	--	--	--	--	--	--	--	--	--	--	--	--	--	--	--	--	--	--	--	--	--	--	--	--	--	--	--	--	--	--	--	--	--	--	--	--	--	--	--	--	--	--	--	--	--	--	--	--	--	--	--	--	--	--	--	--	--	--	--	--	--	--	--	--	--	--	--	--	--	--	--	--	--	--	--	--	--	--	--	--	--	--	--	--	--	--	--	--	--	--	--	--	--	--	--	--	--	--	--	--	--	--	--	--	--	--	--	--	--	--	--	--	--	--	--	--	--	--	--	--	--	--	--	--	--	--	--	--	--	--	--	--	--	--	--	--	--	--	--	--	--	--	--	--	--	--	--	--	--	--	--	--	--	--	--	--	--	--	--	--	--	--	--	--	--	--	--	--	--	--	--	--	--	--	--	--	--	--	--	--	--	--	--	--	--	--	--	--	--	--	--	--	--	--	--	--	--	--	--	--	--	--	--	--	--	--	--	--	--	--	--	--	--	--	--	--	--	--	--	--	--	--	--	--	--	--	--	--	--	--	--	--	--	--	--	--	--	--	--	--	--	--	--	--	--	--	--	--	--	--	--	--	--	--	--	--	--	--	--	--	--	--	--	--	--	--	--	--	--	--	--	--	--	--	--	--	--	--	--	--	--	--	--	--	--	--	--	--	--	--	--	--	--	--	--	--	--	--	--	--	--	--	--	--	--	--	--	--	--	--	--	--	--	--	--	--	--	--	--	--	--	--	--	--	--	--	--	--	--	--	--	--	--	--	--	--	--	--	--	--	--	--	--	--	--	--	--	--	--	--	--	--	--	--	--	--	--	--	--	--	--	--	--	--	--	--	--	--	--	--

Example

If you ordered: QRT361 E 689 BF KD


You would get: Standard Duty Keyed Lever Round Rose Trim, Sierra Lever, Painted Aluminum Finish, SFIC "F" Keyway, Keyed Different. This Trim Matches to the QED300 Series Exit Devices

Exit devices & trims | Standard duty | Round rose

QRT300 Series


Round rose trims Sierra (E)

Available in: 689, 690



Round rose trims Summit (M)


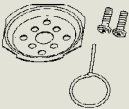


Available in: 689, 690



Model/Series	Functions	Style	Case qty	List price	
				626	689, 690
QRT320	Dummy Lever	E/M	12	253.00	199.00
QRT330	Passage Lever	E/M	12	253.00	199.00
QRT360	Keyed Lever (Classroom)	E/M	12	313.00	264.00
QRT361	Keyed Lever SFIC (Classroom)	E/M	12	351.00	302.00
QRT370	Night Latch Lever (Storeroom)	E/M	12	313.00	264.00
QRT371	Night Latch Lever SFIC (Storeroom)	E/M	12	351.00	302.00

Exit devices & trims | Standard duty | Round rose

QRT300 Series | Other parts & screw packs

	Description	Service Part #	Qty	List Price
	Tailpiece QRT300 Series	8Q00073	1	4.70
	Screw pack for QRT300 series trims (Specify finish)	8Q00219	1	4.30
	Strike shim kit for rim devices- 1 piece (2 3/8" Backset for QED300 series)	8Q00285	1	14.00
	Strike shim kit for rim devices - 4 piece (2 3/4" Backset for QED300 series)	8Q00286	1	40.00

Less Cylinder		List Price
LC	Less Cylinder	Deduct 21.00
	Less SFIC Cylinder	Deduct 76.00

Door closers | Grade 1 | Extra heavy duty

QDC100 Series

00	Closer Body (No Arms Included)
11	Tri-Pack Arm
12	Tri-Pack Arm with Hold-Open
13	Extra Duty Arm with Compression Stop
14	Extra Duty Arm with Hold-Open and Compression Stop
15	Extra Duty Arm
16	Extra Duty Arm with Hold-Open
17	Extra Duty Arm with Stop
18	Extra Duty Arm with Hold-Open and Stop
19	Extra Duty Arm with Spring Stop
20	Extra Duty Arm with Hold-Open and Spring Stop

BF	Barrier Free
----	--------------

Series	Function	Trim	Finish	Options	Handing
QDC1	11	R	689		LH

QDC1xx	Extra Heavy Duty Grade 1 Door Closer
--------	--------------------------------------

689	Painted Aluminum
690	Painted Duranodic Bronze
696	Painted Satin Brass

R	Full-Sized Rounded Plastic Cover*
M	Full-Size Metal Cover

Handing	QDC 116 HEDA Arm and Metal Cover Only
LH	Left Hand
RH	Right Hand

* R - Ships standard

NOTES:

Sex nuts and self tapping screws come standard with QDC100 series door closers.

Example

If you ordered: QDC111 R 689


You would get: Grade 1 Extra Duty Closer - Full Adjustable (Sized 1-6), Tri-pack Arm with Both Delayed Action & Back Check Standard, Round Plastic Cover, Sex Nuts, Self Tapping Screws, Painted Aluminum finish

Door closers | Grade 1 | Extra heavy duty






QDC100 Series

Tri-pack arm

Available in: 689, 690 & 696



Model/Series	Functions	Case qty	List price
			689, 690 & 696
QDC100	Closer Body (Includes Rounded Cover, Screws & Sex Bolt)	3	467.00
QDC100BF	Closer Body w/Barrier Free Option (Includes Rounded Cover, Screws & Sex Bolts)	3	467.00
QDC111	Tri-Pack Arm	3	568.00
QDC112	Tri-Pack Arm with Hold-Open	1	642.00
QDC113	Extra Duty Arm with Compression Stop	1	666.00
QDC114	Extra Duty Arm with Hold-Open and Compression Stop	1	701.00
QDC115	Extra Duty Arm	1	615.00
QDC116	Extra Duty Arm with Hold-Open	1	652.00
QDC117	Extra Duty Arm with Stop	1	634.00
QDC118	Extra Duty Arm with Hold-Open and Stop	1	668.00
QDC119	Extra Duty Arm with Spring Stop	1	781.00
QDC120	Extra Duty Arm with Hold Open and Spring Stop	1	815.00



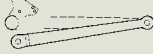

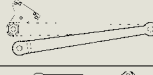

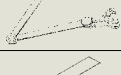











	Order with closer	Description	With closer	Service part #	List price
	SN	Sex Nuts (Qty 4) (Specify finish)	NC	8Q00097	12.00
	S/TAP	Self Tapping Screws (Specify Finish)	NC	8Q00436	30.00
	M	QDC100 Series Metal Cover - RH	Add 97.00	8Q01140	101.00
	M	QDC100 Series Metal Cover - LH	Add 97.00	8Q01141	101.00
	R	Rounded Plastic Cover 689	NC	8Q00540	56.00
		Rounded Plastic Cover 690		8Q00541	
		Rounded Plastic Cover 696		8Q00542	

NOTES:

Consult factory for lead times on Barrier Free (BF) closers and on 696 finish.

Door closers | Grade 1 | Extra heavy duty

QDC100 Series | Other parts & screw packs (Specify finish)

	Description	Service part #	Qty	List price
	Tri-Pack Arm (requires screw pack 8Q00457)	8Q00462	1	112.00
	Tri-Pack Arm with Hold-Open (requires screw pack 8Q00458)	8Q00463	1	209.00
	Extra Duty Arm with Compression Stop (requires screw pack 8Q00459)	8Q00464	1	230.00
	Extra Duty Arm with Hold-Open and Compression Stop (requires screw pack 8Q00459)	8Q00465	1	255.00
	Extra Duty Arm (requires screw pack 8Q00460)	8Q00466	1	213.00
	Extra Duty Arm with Hold-Open - Right Hand (requires screw pack 8Q00460)	8Q00467	1	237.00
	Extra Duty Arm with Hold-Open - Left Hand (requires screw pack 8Q00460)	8Q00468	1	237.00
	Extra Duty Arm with Stop (requires screw pack 8Q00459)	8Q01142	1	222.00
	Extra Duty Arm with Hold-Open and Stop (requires screw pack 8Q00459)	8Q01143	1	245.00
	QDC100 Series Plastic Cover	8Q00461	1	59.00
	Mounting Screw Pack for QDC100 Series	8Q00456	1	47.00
	Screw Pack for QDC111 Tri-Pack Arm	8Q00587	1	30.00
	Screw Pack for QDC112 Tri-Pack Arm with Hold-Open	8Q00458	1	29.00
	Screw Pack for QDC113 Extra Duty Arm with Hold-Open & QDC114 Extra Duty Arm with Hold-Open and Compression Stop	8Q00459	1	29.00
	Screw Pack for QDC115 Extra Duty Arm & QDC116 Extra Duty Arm with Hold-Open	8Q00460	1	29.00
	QDC100 Drop Plate Kit - Pull Side, Regular Arm	8Q00469	1	83.00
	QDC100 Drop Plate Kit - Push Side, Top Jamb	8Q00470	1	83.00
	QDC100 Drop Plate Kit - Push Side, Parallel Arm	8Q00471	1	83.00
	QDC100 Drop Plate Kit - Push Side, Top Jamb	8Q00472	1	83.00
	Screw Pack for QDC100 Drop Plates	8Q00473	1	5.60

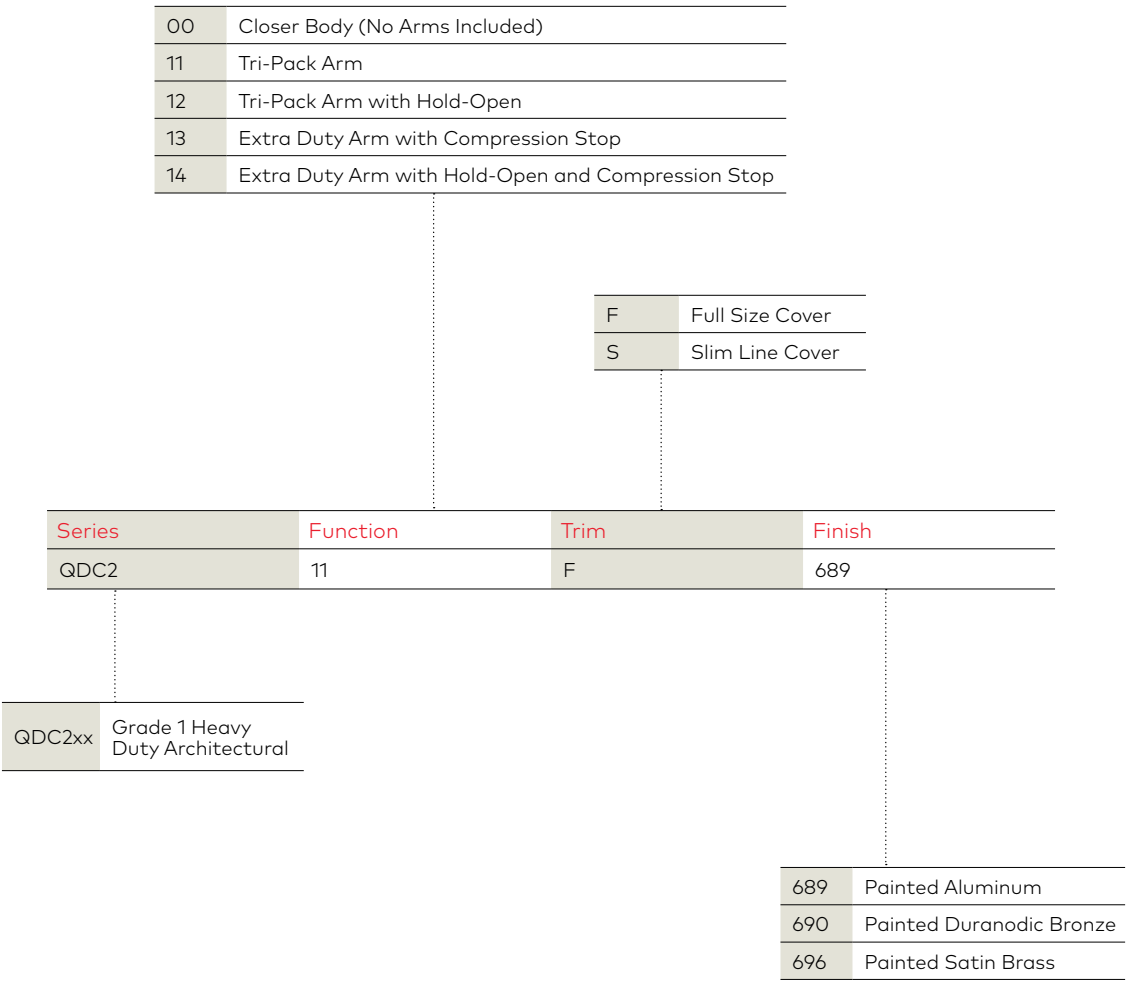
Door closers | Grade 1 | Extra heavy duty

QDC100 Series | Other parts & screw packs (Specify finish)

	Description	Service part #	Qty	List price
NO IMAGE	Spring Stop Only for Retrofit on QDC113, 114, 117, 118 in Finish 689	8Q00584	1	184.00
NO IMAGE	Spring Stop Only for Retrofit on QDC113, 114, 117, 118 in Finish 690	8Q00585	1	184.00
NO IMAGE	Spring Stop Only for Retrofit on QDC113, 114, 117, 118 in Finish 696	8Q00586	1	127.00
NO IMAGE	Extra Duty Arm with Spring Stop in Finish 689	8Q00534	1	373.00
NO IMAGE	Extra Duty Arm with Spring Stop in Finish 690	8Q00535	1	373.00
NO IMAGE	Extra Duty Arm with Spring Stop in Finish 696	8Q00536	1	373.00
NO IMAGE	Extra Duty Arm with Hold-Open and Spring Stop in Finish 689	8Q00537	1	394.00
NO IMAGE	Extra Duty Arm with Hold-Open and Spring Stop in Finish 690	8Q00538	1	394.00
NO IMAGE	Extra Duty Arm with Hold-Open and Spring Stop in Finish 696	8Q00539	1	394.00

Door closers | Grade 1 | Heavy duty

QDC200 Series



NOTES:
Sex nuts and self tapping screws come standard with QDC200 series door closers.

Example

If you ordered: QDC211 F 689
You would get: Grade 1 Heavy Duty Slim line Non-Hold Open Door Closer - Full Adjustable (Sized 1-6), Tri-packed Arms with Both Delayed Action & Back Check Standard, Full Sized cover, Painted Aluminum finish, Sex Nuts and Self Tapping Screws

Door closers | Grade 1 | Heavy duty

QDC200 Series

Tri-pack arm

Available in: 689, 690 & 696



Tri-pack arm with hold-open

Available in: 689, 690 & 696



Heavy duty arm with compression stop

Available in: 689, 690 & 696



Heavy duty arm with hold-open and compression stop

Available in: 689, 690 & 696



Model/Series	Functions	Case qty	List price
			689, 690 & 696
QDC200	Closer Body (Includes Closer Body, Cover, Screws & Sex Bolts)	6	324.00
QDC211	Tri-Pack Arm	6	396.00
QDC212	Tri-Pack Arm with Hold-Open	6	457.00
QDC213	Heavy Duty Arm with Compression Stop	3	569.00
QDC214	Heavy Duty Arm with Hold-Open and Compression Stop	3	602.00


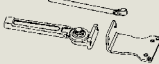
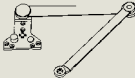












	Order with closer	Description	Service part #	With closer	List price
				689, 690 & 696	689, 690 & 696
	F	Full Size Cover (Specify Finish)	8Q00094	NC	42.00
	S	Slim Cover (Specify Finish)	8Q00096	NC	42.00
	SN	Sex Nuts (Qty 4) (Specify Finish)	8Q00097	NC	12.00
	S/TAP	Self Tapping Screws (Qty 8) (Specify Finish)	8Q00436	NC	30.00

NOTES:

Consult factory for lead times on 696 finish.

Door closers | Grade 1 | Extra duty

QDC200 Series | Other parts & screw packs (Specify finish)

	Description	Service Part #	Qty	List Price
	Tri-Pack Arm (requires screw pack 8Q00100)	8Q00087	1	77.00
	Tri-Pack Arm with Hold-Open (requires screw pack 8Q00099)	8Q00088	1	148.00
	Heavy Duty Arm with Compression Stop (requires screw pack 8Q00098)	8Q00089	1	167.00
	Heavy Duty Arm with Hold-Open and Compression Stop (requires screw pack 8Q00098)	8Q00090	1	184.00
	Pinion Cap - QDC200 Series	8Q00092	1	12.00
	Parallel Arm Bracket (requires screw pack 8Q00102)	8Q00093	1	20.00
	Screw Pack for QDC213 Heavy Duty Arm with Compression Stop & QDC214 Heavy Duty Arm with Hold-Open and Compression Stop	8Q00098	1	5.40
	Screw Pack for QDC212 Tri-Pack Arm with Hold Open	8Q00099	1	5.40
	Mounting Screw Pack for QDC200 Series	8Q00100	1	5.40
	Screw Pack for Parallel Arm Bracket	8Q00102	1	5.40
	Self Tapping Screw Pack (Qty 8)	8Q00436	1	30.00
	Small Drop Plate Kit for QDC200 Series, Pull & Push (2.44" x 12.97") Top Jamb & Regular Arm	8Q00105	1	74.00
	Large Drop Plate Kit for QDC200 Series, Pull & Push (3.47" x 12.97") Top Jamb & Regular Arm	8Q00106	1	74.00
	Small Drop Plate Kit for QDC200 Series, Push (2.94" x 12.97") Parallel Arm	8Q00107	1	74.00
	Large Drop Plate Kit for QDC200 Series, Push Parallel Arm	8Q00108	1	74.00

Door closers | Grade 1 | Standard duty

QDC300 Series

00	Closer Body (No Arms Included)
11	Tri-Pack Arm
12	Tri-Pack Arm with Hold-Open
13	Extra Duty Arm with Compression Stop
14	Extra Duty Arm with Hold-Open and Compression Stop

F	Full Size Cover
NC	No Cover

Series	Function	Trim	Finish	Options
QDC3	11	F	689	

QDC3xx	Grade 1 Standard Duty
--------	-----------------------

BF	Barrier Free
----	--------------

689	Painted Aluminum
690	Painted Duranodic Bronze
696	Painted Satin Brass

NOTES:

Sex nuts and self tapping screws come standard with QDC300 series door closers.

Example

If you ordered: QDC311 F 689

You would get: Grade 1 Standard Duty Non-Hold Open Door Closer - Full Adjustable (Sized 1-6), Tri-packed Arms with Both Delayed Action & Back Check Standard, Full Sized cover, Painted Aluminum finish, Sex Nuts and Self Tapping Screws

Door closers | Grade 1 | Standard duty

QDC300 Series

Tri-pack arm

Available in: 689, 690 & 696



Tri-pack arm with open arm

Available in: 689, 690 & 696



Heavy duty arm with compression stop

Available in: 689, 690 & 696






Heavy duty arm with hold-open and compression stop

Available in: 689, 690 & 696



Model/Series	Functions	Case qty	List price
			689, 690 & 696
QDC300	Closer Body (Includes Closer Body, Cover, Screws & Sex Bolts)	6	217.00
QDC311	Tri-Pack Arm	6	326.00
QDC312	Tri-Pack Arm with Hold-Open	6	384.00
QDC313	Heavy Duty Arm with Compression Stop	3	496.00
QDC314	Heavy Duty Arm with Hold-Open and Compression Stop	3	526.00


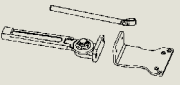
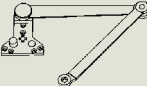
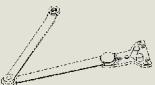








	Order with closer	Description	Service part #	With closer	List price
	F	Full Size Cover (Specify Finish)	8Q00095	Add 42.00	42.00
	SN	Sex Nuts (Qty 4) (Specify Finish)	8Q00097	NC	12.00
	S/TAP	Self Tapping Screws (Qty 8) (Specify Finish)	8Q00436	NC	30.00

NOTES:

Consult factory for lead times on Barrier Free (BF) closers and on 696 finish.

Door closers | Grade 1 | Standard duty

QDC300 Series

	Description	Service Part #	Qty	List Price
	Tri-Pack Arm (requires screw pack 8Q00100)	8Q00087	1	77.00
	Tri-Pack Arm with Hold-Open (requires screw pack 8Q00099)	8Q00088	1	148.00
	Heavy Duty Arm with Compression Stop (requires screw pack 8Q00098)	8Q00089	1	167.00
	Heavy Duty Arm with Hold-Open and Compression Stop (requires screw pack 8Q00098)	8Q00090	1	184.00
	Pinion Cap - QDC300 Series	8Q00092	1	12.00
	Parallel Arm Bracket (requires screw pack 8Q00102)	8Q00093	1	20.00
	Screw Pack for QDC313 Dead Stop (Cush) Arm & QDC314 Dead Stop (Cush) Arm Hold-Open	8Q00098	1	5.40
	Screw Pack for QDC312 Hold-Open Arm	8Q00099	1	5.40
	Mounting Screw Pack for QDC300 Series	8Q00100	1	5.40
	Screw Pack for Parallel Arm Bracket	8Q00102	1	5.40
	Self tapping screw pack (Qty 8)	8Q00436	1	30.00
	Small Drop Plate Kit for QDC300 Series, (2.38" x 9.76")	8Q00103	1	70.00
	Large Drop Plate Kit for QDC300 Series, (3.27" x 9.76")	8Q00104	1	70.00

Weights & measurements

					Case Box			Unit Box		
Product	Function	Unit weight	Case qty	Pallet qty	Length	Width	Height	Length	Width	Height
QCL100 Series - Grade 1 Cylindrical locks										
QCL120	Dummy	1.55	12	432	14	11.75	7.5	6.75	3.75	3.25
QCL130	Passage	4.7	6	192	15.5	12.5	10.25	7.5	9.75	4
QCL135	Communicating	4.8	6	192	15.5	12.5	10.25	7.5	9.75	4
QCL140	Privacy	4.8	6	192	15.5	12.5	10.25	7.5	9.75	4
QCL150	Entry	5	6	192	15.5	12.5	10.25	7.5	9.75	4
QCL151	Entry SFIC	5	6	192	15.5	12.5	10.25	7.5	9.75	4
QCL160	Classroom	5	6	192	15.5	12.5	10.25	7.5	9.75	4
QCL161	Classroom SFIC	5	6	192	15.5	12.5	10.25	7.5	9.75	4
QCL170	Storeroom	5	6	192	15.5	12.5	10.25	7.5	9.75	4
QCL171	Storeroom SFIC	5	6	192	15.5	12.5	10.25	7.5	9.75	4
QCL200 Series - Grade 2 Cylindrical locks										
QCL220	Dummy	1.2	12	432	14	11.75	7.5	6.75	3.75	3.25
QCL230	Passage	4	6	192	15.5	12.5	10.25	7.5	9.75	4
QCL235	Communicating	4	6	192	15.5	12.5	10.25	7.5	9.75	4
QCL240	Privacy	4.75	6	192	15.5	12.5	10.25	7.5	9.75	4
QCL250	Entry	4.5	6	192	15.5	12.5	10.25	7.5	9.75	4
QCL251	Entry SFIC	4.5	6	192	15.5	12.5	10.25	7.5	9.75	4
QCL260	Classroom	4.5	6	192	15.5	12.5	10.25	7.5	9.75	4
QCL261	Classroom SFIC	4.5	6	192	15.5	12.5	10.25	7.5	9.75	4
QCL270	Storeroom	4.5	6	192	15.5	12.5	10.25	7.5	9.75	4
QCL271	Storeroom SFIC	4.5	6	192	15.5	12.5	10.25	7.5	9.75	4
QCI200 Series - Grade 2 Interconnect locks										
QCI230	Single Locking	5.5	6	192	15.5	12.25	10.63	9.63	7.5	4
QCI231	Single Locking SFIC	5.5	6	192	15.5	12.25	10.63	9.63	7.5	4
QCI250	Double Locking	5.5	6	192	15.5	12.25	10.63	9.63	7.5	4
QCI251	Double Locking SFIC	5.5	6	192	15.5	12.25	10.63	9.63	7.5	4
QTL200 Series - Grade 2 Tubular locks										
QTL220	Dummy	1.2	12	432	13.75	12.5	7	6	3.75	3.25
QTL230	Passage	2.3	10	320	17	13.25	8.75	8	6	3.25
QTL235	Communicating	2.5	10	320	17	13.25	8.75	8	6	3.25
QTL240	Privacy	2.8	10	320	17	13.25	8.75	8	6	3.25
QTL250	Entry	2.8	10	320	17	13.25	8.75	8	6	3.25
QTL251	Entry SFIC	2.8	10	320	17	13.25	8.75	8	6	3.25
QTL260	Classroom	2.8	10	320	17	13.25	8.75	8	6	3.25
QTL261	Classroom SFIC	2.8	10	320	17	13.25	8.75	8	6	3.25
QTL270	Storeroom	2.8	10	320	17	13.25	8.75	8	6	3.25
QTL271	Storeroom SFIC	2.8	10	320	17	13.25	8.75	8	6	3.25
QDB100 Series - Grade 1 Deadbolts										
QDB180	Single Cylinder	2.5	12	384	15.75	13.5	6.5	3	4	5
QDB181	Single Cylinder SFIC	2.5	12	384	15.75	13.5	6.5	3	4	5
QDB182	Double Cylinder	2.8	12	384	15.75	13.5	6.5	3	4	5
QDB183	Double Cylinder SFIC	2.8	12	384	15.75	13.5	6.5	3	4	5
QDB186	Classroom	2.5	12	384	15.75	13.5	6.5	3	4	5
QDB187	Classroom SFIC	2.5	12	384	15.75	13.5	6.5	3	4	5
QDB200 Series - Grade 2 Deadbolts										
QDB280	Single Cylinder	2.3	12	384	15.75	13.5	6.5	3	4	5
QDB281	Single Cylinder SFIC	2.3	12	384	15.75	13.5	6.5	3	4	5

Weights & measurements

Product	Function	Unit weight	Case qty	Pallet qty	Case Box			Unit Box		
					Length	Width	Height	Length	Width	Height
QDB282	Double Cylinder	2.7	12	384	15.75	13.5	6.5	3	4	5
QDB283	Double Cylinder SFIC	2.7	12	384	15.75	13.5	6.5	3	4	5
QDB284	Inside Turnbolt	2	12	384	15.75	13.5	6.5	3	4	5
QDB285	Indicator	1.27	12	384	15.75	13.5	6.5	3	4	5
QDB286	Classroom	2.3	12	384	15.75	13.5	6.5	3	4	5
QDB287	Classroom SFIC	2.3	12	384	15.75	13.5	6.5	3	4	5
QDB288	Key Control	2.25	12	384	15.75	13.5	6.5	3	4	5
QED100 Series - Grade 1 Heavy duty exit devices & trims										
QED111 36"	Rim Hex Dogging	11.7	1	40	36	10.25	5	36	10.25	5
QED112 36"	Rim Cylinder Dogging	11.7	1	40	36	10.25	5	36	10.25	5
QED113 36"	Rim Fire Rated	11.5	1	40	36	10.25	5	36	10.25	5
QED114 36" 7'	Surface Vertical Rod - Hex Dogging	14.7	1	40	36	10.25	5	36	10.25	5
QED114 36" 8'	Surface Vertical Rod - Hex Dogging	14.9	1	40	48	10.25	5	48	10.25	5
QED115 36" 7'	Surface Vertical Rod - Cylinder Dogging	14.7	1	40	36	10.25	5	36	10.25	5
QED115 36" 8'	Surface Vertical Rod - Cylinder Dogging	14.9	1	40	48	10.25	5	48	10.25	5
QED116 36" 7'	Surface Vertical Rod - Fire Rated	14.5	1	40	36	10.25	5	36	10.25	5
QED116 36" 8'	Surface Vertical Rod - Fire Rated	14.7	1	40	48	10.25	5	48	10.25	5
QED117 36" 7'	SVR - Less Bottom Rod - Hex Dogging	14.2	1	40	36	10.25	5	36	10.25	5
QED117 36" 8'	SVR - Less Bottom Rod - Hex Dogging	14.4	1	40	48	10.25	5	48	10.25	5
QED118 36" 7'	SVR - Less Bottom Rod - Cylinder Dogging	14.2	1	40	36	10.25	5	36	10.25	5
QED118 36" 8'	SVR - Less Bottom Rod - Cylinder Dogging	14.4	1	40	48	10.25	5	48	10.25	5
QED119 36" 7'	SVR - Less Bottom Rod - Fire Rated	14.7	1	40	36	10.25	5	36	10.25	5
QED119 36" 8'	SVR - Less Bottom Rod - Fire Rated	14.9	1	40	48	10.25	5	48	10.25	5
QED124 36" 7'	Concealed Vertical Rod - Hex Dogging	14.7	1	40	36	10.25	5	36	10.25	5
QED124 36" 8'	Concealed Vertical Rod - Hex Dogging	14.9	1	40	48	10.25	5	48	10.25	5
QED125 36" 7'	Concealed Vertical Rod - Cylinder Dogging	14.7	1	40	36	10.25	5	36	10.25	5
QED125 36" 8'	Concealed Vertical Rod - Cylinder Dogging	14.9	1	40	48	10.25	5	48	10.25	5
QED126 36" 7'	Concealed Vertical Rod - Fire Rated	14.5	1	40	36	10.25	5	36	10.25	5
QED126 36" 8'	Concealed Vertical Rod - Fire Rated	14.7	1	40	48	10.25	5	48	10.25	5
QED127 36" 7'	CVR - Less Bottom Rod - Hex Dogging	14.2	1	40	36	10.25	5	36	10.25	5
QED127 36" 8'	CVR - Less Bottom Rod - Hex Dogging	14.4	1	40	48	10.25	5	48	10.25	5
QED128 36" 7'	CVR - Less Bottom Rod - Cylinder Dogging	14.2	1	40	36	10.25	5	36	10.25	5
QED128 36" 8'	CVR - Less Bottom Rod - Cylinder Dogging	14.4	1	40	48	10.25	5	48	10.25	5
QED129 36" 7'	CVR - Less Bottom Rod - Fire Rated	14.7	1	40	36	10.25	5	36	10.25	5
QED129 36" 8'	CVR - Less Bottom Rod - Fire Rated	14.9	1	40	48	10.25	5	48	10.25	5
QED111 48"	Rim Hex Dogging	11.9	1	40	48	10.25	5	48	10.25	5
QED112 48"	Rim Cylinder Dogging	11.9	1	40	48	10.25	5	48	10.25	5
QED113 48"	Rim Fire Rated	11.7	1	40	48	10.25	5	48	10.25	5
QED114 48" 7'	Surface Vertical Rod - Hex Dogging	14.9	1	40	48	10.25	5	48	10.25	5
QED114 48" 8'	Surface Vertical Rod - Hex Dogging	15.1	1	40	48	10.25	5	48	10.25	5
QED115 48" 7'	Surface Vertical Rod - Cylinder Dogging	14.9	1	40	48	10.25	5	48	10.25	5
QED115 48" 8'	Surface Vertical Rod - Cylinder Dogging	15.1	1	40	48	10.25	5	48	10.25	5
QED116 48" 7'	Surface Vertical Rod - Fire Rated	14.7	1	40	48	10.25	5	48	10.25	5
QED116 48" 8'	Surface Vertical Rod - Fire Rated	14.9	1	40	48	10.25	5	48	10.25	5
QED117 48" 7'	SVR - Less Bottom Rod - Hex Dogging	14.4	1	40	48	10.25	5	48	10.25	5
QED117 48" 8'	SVR - Less Bottom Rod - Hex Dogging	14.6	1	40	48	10.25	5	48	10.25	5
QED118 48" 7'	SVR - Less Bottom Rod - Cylinder Dogging	14.4	1	40	48	10.25	5	48	10.25	5
QED118 48" 8'	SVR - Less Bottom Rod - Cylinder Dogging	14.6	1	40	48	10.25	5	48	10.25	5

Weights & measurements

Product	Function	Unit weight	Case qty	Pallet qty	Case Box			Unit Box		
					Length	Width	Height	Length	Width	Height
QED119 48" 7'	SVR - Less Bottom Rod - Fire Rated	14.9	1	40	48	10.25	5	48	10.25	5
QED119 48" 8'	SVR - Less Bottom Rod - Fire Rated	15.1	1	40	48	10.25	5	48	10.25	5
QED124 48" 7'	Concealed Vertical Rod - Hex Dogging	14.9	1	40	48	10.25	5	48	10.25	5
QED124 48" 8'	Concealed Vertical Rod - Hex Dogging	15.1	1	40	48	10.25	5	48	10.25	5
QED125 48" 7'	Concealed Vertical Rod - Cylinder Dogging	14.9	1	40	48	10.25	5	48	10.25	5
QED125 48" 8'	Concealed Vertical Rod - Cylinder Dogging	15.1	1	40	48	10.25	5	48	10.25	5
QED126 48" 7'	Concealed Vertical Rod - Fire Rated	14.7	1	40	48	10.25	5	48	10.25	5
QED126 48" 8'	Concealed Vertical Rod - Fire Rated	14.9	1	40	48	10.25	5	48	10.25	5
QED127 48" 7'	CVR - Less Bottom Rod - Hex Dogging	14.4	1	40	48	10.25	5	48	10.25	5
QED127 48" 8'	CVR - Less Bottom Rod - Hex Dogging	14.6	1	40	48	10.25	5	48	10.25	5
QED128 48" 7'	CVR - Less Bottom Rod - Cylinder Dogging	14.4	1	40	48	10.25	5	48	10.25	5
QED128 48" 8'	CVR - Less Bottom Rod - Cylinder Dogging	14.4	1	40	48	10.25	5	48	10.25	5
QED129 48" 7'	CVR - Less Bottom Rod - Fire Rated	14.9	1	40	48	10.25	5	48	10.25	5
QED129 48" 8'	CVR - Less Bottom Rod - Fire Rated	15.1	1	40	48	10.25	5	48	10.25	5
QET100 Series - Heavy duty escutcheon exit trim										
QET120	Dummy Escutcheon Lever	2.2	6	288	16.81	14.25	9.13	8.27	5.34	3.34
QET125	Dummy Escutcheon Pull	1.9	6	162	14.9	10.35	8.7	14.37	3.15	3.86
QET130	Passage Escutcheon Lever	2.2	6	288	16.81	14.25	9.13	8.27	5.34	3.34
QET160	Keyed Escutcheon Lever (Classroom)	2.9	6	288	16.81	14.25	9.13	8.27	5.34	3.34
QET165	Thumbpiece Escutcheon Pull	3.1	6	162	14.9	10.35	8.7	14.37	3.15	3.86
QET167	Thumbpiece Dummy Escutcheon Pull	1.9	6	162	14.9	10.35	8.7	14.37	3.15	3.86
QET170	Night Latch Escutcheon Lever (Storeroom)	2.8	6	288	16.81	14.25	9.13	8.27	5.34	3.34
QET175	Night Latch Pull (Storeroom)	1.9	6	162	14.9	10.35	8.7	14.37	3.15	3.86
QET190	Flat/Blank Escutcheon Plate	1.4	6	162	14.9	10.35	8.7	14.37	3.15	3.86
QED300 SERIES - Grade 1 Standard duty exit devices & trims										
QED311 36"	Rim Hex Dogging	6.2	4	48	36.5	16	8.2	36.5	7.25	3.75
QED312 36"	Rim Cylinder Dogging	6.2	4	48	36.5	16	8.2	36.5	7.25	3.75
QED313 36"	Rim Fire Rated	6	4	48	36.5	16	8.2	36.5	7.25	3.75
QED314 36" 7'	Surface Vertical Rod - Hex Dogging	8.2	4	48	36.5	16	8.2	36.5	7.25	3.75
QED314 36" 8'	Surface Vertical Rod - Hex Dogging	8.4	4	48	36.5	16	8.2	36.5	7.25	3.75
QED315 36" 7'	Surface Vertical Rod - Cylinder Dogging	8.2	4	48	36.5	16	8.2	36.5	7.25	3.75
QED315 36" 8'	Surface Vertical Rod - Cylinder Dogging	8.4	4	48	36.5	16	8.2	36.5	7.25	3.75
QED316 36" 7'	Surface Vertical Rod - Fire Rated	8	4	48	36.5	16	8.2	36.5	7.25	3.75
QED316 36" 8'	Surface Vertical Rod - Fire Rated	8.2	4	48	36.5	16	8.2	36.5	7.25	3.75
QED317 36" 7'	SVR - Less Bottom Rod - Hex Dogging	8	4	48	36.5	16	8.2	36.5	7.25	3.75
QED317 36" 8'	SVR - Less Bottom Rod - Hex Dogging	8.2	4	48	36.5	16	8.2	36.5	7.25	3.75
QED318 36" 7'	SVR - Less Bottom Rod - Cylinder Dogging	8	4	48	36.5	16	8.2	36.5	7.25	3.75
QED318 36" 8'	SVR - Less Bottom Rod - Cylinder Dogging	8.2	4	48	36.5	16	8.2	36.5	7.25	3.75
QED319 36" 7'	SVR - Less Bottom Rod - Fire Rated	8.2	4	48	36.5	16	8.2	36.5	7.25	3.75
QED319 36" 8'	SVR - Less Bottom Rod - Fire Rated	8.4	4	48	36.5	16	8.2	36.5	7.25	3.75
QED311 48"	Rim Hex Dogging	6.4	4	48	48.5	16	8.2	48.5	7.25	3.75
QED312 48"	Rim Cylinder Dogging	6.4	4	48	48.5	16	8.2	48.5	7.25	3.75
QED313 48"	Rim Fire Rated	6.2	4	48	48.5	16	8.2	48.5	7.25	3.75
QED314 48" 7'	Surface Vertical Rod - Hex Dogging	8.4	4	48	48.5	16	8.2	48.5	7.25	3.75
QED314 48" 8'	Surface Vertical Rod - Hex Dogging	8.6	4	48	48.5	16	8.2	48.5	7.25	3.75
QED315 48" 7'	Surface Vertical Rod - Cylinder Dogging	8.4	4	48	48.5	16	8.2	48.5	7.25	3.75
QED315 48" 8'	Surface Vertical Rod - Cylinder Dogging	8.6	4	48	48.5	16	8.2	48.5	7.25	3.75
QED316 48" 7'	Surface Vertical Rod - Fire Rated	8.2	4	48	48.5	16	8.2	48.5	7.25	3.75

Weights & measurements

Product	Function	Unit weight	Case qty	Pallet qty	Case Box			Unit Box		
					Length	Width	Height	Length	Width	Height
QED316 48" 8'	Surface Vertical Rod - Fire Rated	8.4	4	48	48.5	16	8.2	48.5	7.25	3.75
QED317 48" 7'	SVR - Less Bottom Rod - Hex Dogging	8.2	4	48	48.5	16	8.2	48.5	7.25	3.75
QED317 48" 8'	SVR - Less Bottom Rod - Hex Dogging	8.4	4	48	48.5	16	8.2	48.5	7.25	3.75
QED318 48" 7'	SVR - Less Bottom Rod - Cylinder Dogging	8.2	4	48	48.5	16	8.2	48.5	7.25	3.75
QED318 48" 8'	SVR - Less Bottom Rod - Cylinder Dogging	8.4	4	48	48.5	16	8.2	48.5	7.25	3.75
QED319 48" 7'	SVR - Less Bottom Rod - Fire Rated	8.4	4	48	48.5	16	8.2	48.5	7.25	3.75
QED319 48" 8'	SVR - Less Bottom Rod - Fire Rated	8.6	4	48	48.5	16	8.2	48.5	7.25	3.75
QET300 Series - Standard duty escutcheon exit trim										
QET320	Dummy Escutcheon Lever	2.25	12	324	16.81	14.25	9.13	8.27	5.34	3.34
QET325	Dummy Escutcheon Pull	1.9	6	162	14.9	10.35	8.7	14.37	3.15	3.86
QET330	Passage Escutcheon Lever	2.8	12	324	16.81	14.25	9.13	8.27	5.34	3.34
QET360	Keyed Escutcheon Lever (Classroom)	2.8	12	324	16.81	14.25	9.13	8.27	5.34	3.34
QET365	Thumbpiece Escutcheon Pull	3.1	6	162	14.9	10.35	8.7	14.37	3.15	3.86
QET367	Thumbpiece Dummy Escutcheon Pull	1.9	6	162	14.9	10.35	8.7	14.37	3.15	3.86
QET370	Night Latch Escutcheon Lever (Storeroom)	2.8	12	324	16.81	14.25	9.13	8.27	5.34	3.34
QET375	Night Latch Pull (Storeroom)	1.9	6	162	14.9	10.35	8.7	14.37	3.15	3.86
QET377	Gull Wing Trim (Storeroom)	1.7	12	324	16.81	14.25	9.13	8.27	5.34	3.34
QET390	Flat/Blank Escutcheon Plate	1.4	6	162	14.9	10.35	8.7	14.37	3.15	3.86
QRT300 Series - Standard duty round rose trim										
QRT320	Dummy Round Rose	2.07	12	432	14	11.75	7.5	7.5	6.75	3.75
QRT330	Passage Round Rose	2.07	12	432	14	11.75	7.5	7.5	6.75	3.75
QRT360	Entry Round Rose (Classroom)	2.8	12	432	14	11.75	7.5	7.5	6.75	3.75
QRT361	Entry Round Rose SFIC (Classroom)	2.8	12	432	14	11.75	7.5	7.5	6.75	3.75
QRT370	Night Latch Round Rose (Storeroom)	2.8	12	432	14	11.75	7.5	7.5	6.75	3.75
QRT371	Night Latch Round Rose SFIC (Storeroom)	2.8	12	432	14	11.75	7.5	7.5	6.75	3.75
Door closers										
Extra Duty										
QDC111	Tri-pack	12.3	3	126	14.25	16.5	6	14.25	5.5	6
QDC112	Tri-pack with Hold Open	13.3	1	138	14.25	5.5	7	14.25	5.5	7
QDC113	Extra Duty Arm with Compression Stop	14	1	138	14.25	5.5	7	14.25	5.5	7
QDC114	Extra Duty Arm with Hold Open and Compression Stop	14	1	115	14.25	5.5	8	14.25	5.5	8
QDC115	Extra Duty Arm	13.6	1	138	14.25	5.5	7	14.25	5.5	7
QDC116	Extra Duty Arm with Hold Open	13.8	1	138	14.25	5.5	7	14.25	5.5	7
Heavy Duty										
QDC211	Tri-pack	6.6	6	180	14.25	15.75	7.5	13.5	4.875	3.25
QDC212	Tri-pack with Hold Open	8	6	180	14.25	15.75	7.5	13.5	4.875	3.25
QDC213	Heavy Duty Arm with Compression Stop	8.5	3	216	14.25	15.75	7.5	13.375	7.875	3.25
QDC214	Heavy Duty Arm with Hold Open and Compression Stop	8.7	3	216	14.25	15.75	7.5	13.375	7.875	3.25
Standard Duty										
QDC311	Tri-pack	6.3	6	180	14.25	15.75	7.5	13.5	4.875	3.25
QDC312	Tri-pack with Hold Open	7.7	6	180	14.25	15.75	7.5	13.5	4.875	3.25
QDC313	Heavy Duty Arm with Compression Stop	8.2	3	216	14.25	15.75	7.5	13.375	7.875	3.25
qDC314	Heavy Duty Arm with Hold Open and Compression Stop	8.4	3	216	14.25	15.75	7.5	13.375	7.875	3.25

Quoting & Ordering

Price quotations are based on one (1) shipment to one (1) location, and are valid as identified in the quote but in no case longer than one year from the date of the quote. All exceptions will be evaluated on an individual basis.

All quotation requests will be provided by the dormakaba USA Inc. ("dormakaba USA") Representative where the project is located.

QUOTING PROCESS AND PROCEDURES: The following information is necessary to secure a price quotation from dormakaba USA.

- Distributor Name
- Distributor Location
- Distributor Contact Name and Phone Number
- Distributor e-mail contact
- Project Name
- Project Location
- Bid Date
- Architects Name, Phone Number and Architects Location
- Specification Writer Name, Phone
- Number and Location
- Competitive Influence / Specification

List of materials to be quoted Every attempt will be made by dormakaba USA to provide the price quotation in a timely manner. Upon completion, you will receive a copy of the quotation which will also include a valid quotation number. Once the project is secured, a copy of the quotation must accompany your purchase order and be forwarded to dormakaba USA Customer Service Department in Indianapolis for processing.

NON-STANDARD PRODUCT REQUEST: Please contact your dormakaba USA Representative to complete a Non-Standard Product Request Form.

All requests should be submitted to the following email address:
Email: product.request.us@dormakaba.com

Upon receipt of a special order request, dormakaba USA will review the configuration and determine if dormakaba USA is capable of making the special order product and will provide a response to the customer. If dormakaba USA is able to make the special order product, dormakaba USA will provide a specific sku/configuration to the customer for the special order product. This sku/configuration must be identified on all Purchase Orders. In addition, the Purchase Order must be marked as a "Special Order".

ORDERING: The following information is required for dormakaba USA to successfully process any order:

- Itemized Purchase Order (PO)
- dormakaba USA Approved Quote

Please send all orders to BAS-orderentry.us@dormakaba.com or by fax to 877-835-1030

NOTE: For detailed information on how to place an order for dormakaba USA products as well as BEST masterkey services please see the detailed section regarding "Best Ordering".

ADD ON ORDERS FOR QUOTED PROJECTS: To place an add-on order from a quoted project the Distributor must include the original quote, PO number and/or dormakaba USA's original order number. Add-On orders will be accepted for a period one (1) year from the original order date. Add-On orders received that are outside of the aforementioned period will be forwarded to the dormakaba USA Representative for re-quote.

STOCKING ORDERS: All orders for stock replenishment should be

marked as "Stock" and indicate a "Ship To" address that coincides with the stocking Distributor warehouse location.

INCOMPLETE ORDER PROCESS: All orders are screened upon receipt for complete information. If an order is received incomplete, dormakaba USA Customer Service will make one (1) attempt to contact a Distributor directly for the missing requirements. If the information is not made available to dormakaba USA at that time the order will be referred to the local dormakaba USA Representative for resolution. All incomplete orders will be cancelled if not resolved after fourteen (14) calendar days.

PRICE DISCREPANCY PROCESS: All entered orders are reviewed by dormakaba USA Customer Service for accuracy and pricing consistency between the Distributor and dormakaba USA. Any order determined by dormakaba USA, in its sole and absolute discretion, to have a value greater than the Total Price shown on the Distributor purchase order will be held by dormakaba USA for a Price Discrepancy. dormakaba USA quotes are also reviewed to ensure that they are complete, approved, and match the PO. Due to pricing sensitivity, all price discrepancies must be resolved exclusively by your dormakaba USA Representative.

ORDER CANCELLATION/CHANGES: All requests for Order Cancellations and Changes (Quantity, Shipping, Finish, Function, etc) should be sent directly to dormakaba USA Customer Service. Requests via phone will be accepted, but must be accompanied by a written request. Factory Order Number, PO Number, Account Info, and Detailed Changes must be clearly indicated. Change requests can be submitted via the following methods:

Email: BAS-cshelp.us@dormakaba.com
Fax: 1-877-835-1030

All order cancellations or changes will be subject to a cancellation fee as defined in dormakaba USA's Terms and Conditions of Sale.

PRODUCTION SCHEDULING AND "DO NOT SHIP BEFORE"

REQUESTS: All orders are scheduled for production and shipping based on current production lead times and availability. Scheduling is completed only when an order is released from both credit and pricing review.

Exceptions to this policy are made only when the PO is clearly marked: "Do Not Ship Before" followed by the date. (Required Date, Expected Date, etc. do not apply) These orders will be scheduled to ship on or after the date listed.

Changes to "Do Not Ship Before" dates are required in writing and should be sent to: BAS-cshelp.us@dormakaba.com.

Be advised, orders not clearly marked with a "Do Not Ship Before" designation will be payable within normal terms from the actual shipment date.

EXPEDITE REQUESTS:

- Expedite requests will be reviewed and accommodated by dormakaba USA based on production lead times and availability.

Email: BAS-expediterequest.us@dormakaba.com

- See the then current dormakaba USA Quick Ship Program for details.

WHOLESALE PURCHASE: Distributors are also free to utilize dormakaba USA's Authorized Wholesalers to purchase product. dormakaba USA does not make any guarantee of availability or pricing for purchases from an Authorized Wholesaler and the discounts afforded to Distributor by dormakaba USA shall not apply to purchases from an Authorized Wholesaler. The terms and conditions and price of product shall be as mutually agreed between Distributor and Wholesaler.

Return authorization form request

☐ **Return for Replacement** ☐ **Return for Credit**

Date of Request: _____

Original Order: _____

Date of Request: _____

Original P.O.: _____

Invoice #: _____

Customer Name: _____

Account Number: _____

Address: _____

City: _____

State: _____ Zip: _____

Contact Name: _____

E-mail: _____

Phone: _____

NATURE OF PROBLEM

☐ **Manufacturing Defect**

☐ **Warranty Evaluation**

☐ **Missing Parts**

☐ **Wrong Material Received**

☐ **Wrong Material Ordered**

☐ **Wrong Quantity**

☐ **Return Inventory**

☐ **Other:** _____

NOTE: All returns shall be subject to dormakaba USA Inc.'s current Terms of Sale and Warranty as outlined in the price catalog.

☐ **Ship Replacement Material to Address Above**

☐ **Ship Replacement Material to Address on Order**

DETAILED DESCRIPTION OF DEFECT OR REASON FOR RETURN

RETURN MATERIAL

Line Item #	Quantity	Product Nomenclature	Product Description

Please e-mail completed form to BAS-rgacreditgrp.us@dormakaba.com or Fax to 1-877-835-1030

Returned authorization (RA)

RA REQUESTS: A Return Authorization Form ("RA") must be utilized to return defective products still under warranty or products deemed repairable by dormakaba USA Inc. ("dormakaba USA"). All products returned to dormakaba USA must have a correct Return Authorization (RA) number applied to the outside of the shipping carton. All products must be returned within sixty (60) calendar days of RA issue date. This process can take up to seven (7) days after product is received at dormakaba USA's factory. If a defective product presents a security risk, an advance replacement may be requested.

RA PROCESS: Requests for warranty related returns can be initiated by submitting an e-mail to **BAS-rgacreditgrp.us@dormakaba.com.**

The RA Request Form must be completed entirely to process an RA. The following information will be needed:

- | | |
|--------------------------|------------------------------|
| ▫ End User Name | ▫ Sales Order Number |
| ▫ Account Number | ▫ Item Number |
| ▫ Contact Name | ▫ Item Quantity |
| ▫ Phone Number | ▫ Description of the Problem |
| ▫ Purchaser Order Number | |

Upon review and approval of the submitted RA request, a claim number is logged and provided back to the requestor by a dormakaba USA Team member.

Once a claim number is issued, this number should be noted on all references and communications regarding the applicable situation to ensure a claim is easily identified.

Defective product should be returned to the address below. The shipment must be marked with the approved RA claim number to ensure prompt processing and attention. All shipping charges prepaid by customer.

When material is received at dormakaba USA's factory, dormakaba USA will assess and determine the nature of the defect.

Defective goods are replaced upon dormakaba USA's determination.

Credit for material and freight is issued only if deemed appropriate by dormakaba USA. If approved, credit is initiated and a credit memo is mailed to the Distributor within fifteen (15) business days.

PURCHASE ORDERS:

A Purchase Order (PO) will be required if the Product is:

1. Defective and not under warranty, or
2. An advance replacement is required without verification of whether the product is defective and under warranty.

Please send Purchase Orders to the following:

- Preferred Method e-mail:
BAS-rgacreditgrp.us@dormakaba.com
Fax: 1-877-835-1030

Returned Authorization (RA) Non-Warranty

RA POLICY: A Return Authorization Form ("RA") must be utilized to return products that are not defective and otherwise in a resalable condition. Only goods with an invoice date of less than one (1) year will be considered for a non-warranty related return. All materials returned to dormakaba USA Inc. ("dormakaba USA") for any reason (other than warranty), must have a correct RA number applied to the outside of the shipping carton. A standard re-stocking charge (of the purchase price) will be applied to the Distributor's account for orders returned, including orders that were placed by customer in error. Transportation charges of returned goods must be prepaid by the Distributor. All goods must be returned within sixty (60) calendar days of RA issue date. All goods must be returned in original packaging and be in resalable condition. Product not returned in saleable condition is subject to disposal by dormakaba USA with no credit issued. Commercial Hardware items that are special made to order items will not be returned under any circumstances.

RA PROCESS: Requests for non-warranty related returns can be initiated by submitting an e-mail to **BAS-rgacreditgrp.us@dormakaba.com**.

The RA Request Form must be completed entirely to process an RA. The following information will be needed:

- | | |
|--------------------------|------------------------------|
| ▪ Company Name | ▪ Item Number |
| ▪ Account Number | ▪ Item Quantity |
| ▪ Contact Name | ▪ Phone Number |
| ▪ Purchaser Order Number | ▪ Description of the Problem |
| ▪ Sales Order Number | |

1. Upon review and approval of the submitted RA request, a claim number is logged and provided back to the requestor by a dormakaba USA Team member:
2. Once a claim number is issued, this number should be noted on all references and communications concerning said RA.
3. Product should be returned to the address below. The shipment must be marked with the approved RA claim number to ensure prompt processing and attention. All shipping charges prepaid by customer.
dormakaba USA Inc.
Attn: Returns Department
6161 East 75th Street
Indianapolis, IN 46250
4. The RA will be processed once material is received at dormakaba USA's factory provided it is received in its original packaging and is in saleable condition.
5. Credit is issued to the Distributor account and a credit memo is mailed to the Distributor.

Fulfillment Issues

Any quality issues (missing parts, wrong parts, handing, finish, etc) should be submitted electronically to: **BAS-rgacreditgrp.us@dormakaba.com** or your Local dormakaba USA Representative.

Please reference your original Purchase Order (PO) Number, Factory Order Number, Distributor Account, Contact Information (E-mail/Fax), and include a detailed description of the issue.

1) ITEMS MISSING FROM A SHIPMENT: If you have signed your shipment short, dormakaba USA Customer Service will promptly issue a No Charge replacement order for the missing products.

If the shipment was not signed short but after review, dormakaba USA Customer Service determines (based on shipping weights, packing lists, etc) that the order was indeed shipped short, a No Charge replacement will be issued.

If dormakaba USA Customer Service cannot verify a shipping error, an advance replacement order will be entered, charged, and expedited to the Distributor. The quality issue will be forwarded to the Return Authorization Credit Group for resolution.

If it is determined that the item was omitted from the order due to a dormakaba USA order entry error, a change order will be entered and expedited for the missing products.

Please see price book for further detail.

2) WRONG ITEMS RECEIVED (parts, handing, function, finish, etc):

Advanced replacements will be issued for any wrong items received. **Such orders will be charged based on pricing/discounts from the original order.** The issue will be forwarded to dormakaba USA's Return Authorization Credit Group for resolution.

Any quality issue that is determined to be either a dormakaba USA order entry and/or manufacturing error will have an advanced replacement order entered and will be expedited. An RA will be issued to return the incorrect products. No re-stock fee will apply for dormakaba USA order entry and/or manufacturing errors.

Keying system summary

Sheet	Date	Purchase Order #:	Sales Order #:
1 of 2			

Sold to:

Ship to:

1. Job Name & Address

2. System Status
<input type="checkbox"/> New <input type="checkbox"/> Existing

3. System Type
<input type="checkbox"/> SKD <input type="checkbox"/> Maison (Cross Keying)
<input type="checkbox"/> MK <input type="checkbox"/> CK (Construction Keying)
<input type="checkbox"/> GMK
<input type="checkbox"/> CGMK

4. Keys
Keyway Selection
<input type="checkbox"/> Kwikset <input type="checkbox"/> Yale - GA
<input type="checkbox"/> Weiser <input type="checkbox"/> Sargent - LA
<input type="checkbox"/> Schlage - C <input type="checkbox"/> SFIC - F (IC Core)
<input type="checkbox"/> VKC0 No Bitting or Key Set Stamping on Keys <input type="checkbox"/> CKC2 Concealed Key Control Cylinders & VKC Keys
<input type="checkbox"/> VKC1 Visual Key Stamping (Keys Only) <input type="checkbox"/> CKC3 Concealed Key Control Cylinders Only
<input type="checkbox"/> VKC2 Special Stamping (other than standard symbols) <input type="checkbox"/> DND Do Not Duplicate (Keys Stamped)
<input type="checkbox"/> VKC3 Visual Key Control (Cylinder face only - levers & deadbolts) - Keys: up to 6 characters - Cylinder face: Up to 4 characters
<input type="checkbox"/> VKC4 Visual Key Control (Keys & Cylinder face) - Cylinder side: Up to 6 characters

5. Key Quantity		
Master Level	Stamp	Qty
<input type="checkbox"/> GGM		
<input type="checkbox"/> GM		
<input type="checkbox"/>		
<input type="checkbox"/> ML/Group		
<input type="checkbox"/>		
<input type="checkbox"/> Other		
<input type="checkbox"/> Other		
<input type="checkbox"/> Other		
Change Keys*		Qty
Per Cylinder/Lockset		
Per Keyed Alike Group		
*Two cut change keys are standard per lockset/cylinder. Key blanks cannot be substituted for cut keys		

6. Cross Keying	
Key Symbol	To Be Operated By (OBY)

Keying system summary

Sheet	Date	Purchase Order #:	Sales Order #:
2 of 2			

Sold to:

7. Packaging & Markings
<input type="checkbox"/> Pack Change Keys with Locks/Cylinders (standard)
<input type="checkbox"/> Pack Change Keys Separately
Label Envelopes: <div> <input type="checkbox"/> Key Symbol <input type="checkbox"/> Door Number </div> <div> <input type="checkbox"/> CGMK <input type="checkbox"/> Other* </div> <p><small>*Markings for other</small></p>
Ship Change Keys To: _____ _____ _____ _____
Attention: _____

8. Shipping Instructions For Master Keys
Ship Master Keys To: _____ _____ _____ _____
Attention: _____

9. Shipping Instructions For Construction Keys
Ship Construction Keys To: _____ _____ _____ _____
Attention: _____

10. Biting List
Provide Biting List for this Order: <div> <input type="checkbox"/> Yes <input type="checkbox"/> No </div>
Letter of Authorization: <input type="checkbox"/> Attached
Mail Biting List To: _____ _____ _____ _____
Attention: _____

11. Contact
Name of individual in your organization who is knowledgeable about this project, should any clarification be necessary (Please Print): Name: _____ Fax #: _____ Phone #: _____
This form has been completed by (Please Print): Name: _____

Additional Information (Attach)

Notes

[illegible]

Notes

[illegible]



Door
Hardware



Electronic
Access & Data



Mechanical
Key Systems



Lodging
Systems



Entrance
Systems



Safe
Locks



Service

Our Sustainability Commitment

We are committed to fostering a sustainable development along our entire value chain in line with our economic, environmental and social responsibilities toward current and future generations.

KAA1584 PL77 08-25

dormakaba USA
6161 E. 75th Street
Indianapolis, IN 46250

T: 1 855-365-2407
dormakaba.us
ONEdormakaba@dormakaba.com



dormakaba.us