



# BEST Mechanical & Electronic Locks; Keys/Cores & Door Closers

## Price List


PL77 | February 2025



BEST: Setting the Standard for Security

This page blank intentionally





NOTE: Please contact us for price information on specialty items or options not shown in this price list.  
dormakaba USA Inc. reserves the right to make changes in designs and specifications or to make additions or improvements to its products without notice and without incurring any obligation to incorporate them on products previously manufactured.

# Contents

|   |    |
|---|----|
| Terms & Conditions of Sale                                | 5  |
| BEST Patented Product Ordering & License                  | 9  |
| BEST Masterkey  | 10 |
| Architectural Finishes                                    | 12 |
| BEST Standard & Premium Keys                              | 13 |
| BEST Peaks® Keys  | 14 |
| BEST Preferred Patented Keys                              | 15 |
| BEST CORMAX™ Patented Keys                                | 16 |
| B Series Padlocks   | 17 |
| BEST Standard & Premium Cores                             | 19 |
| BEST Peaks® Cores   | 20 |
| BEST Preferred Patented Cores                             | 21 |
| BEST CORMAX™ Patented Cores                               | 22 |
| D Series Service Equipment                                | 23 |
| KRD Series Key Retaining Devices                          | 25 |
| QU-IC-System Combining Tool Packages                      | 26 |
| E Series Cylinders  | 27 |
| 5E and 8E Series Utility Cylinders (Cam Locks)            | 29 |
| Keystone® Web   | 30 |
| 45H Series Mortise Locks                                  | 31 |
| 47H Series High Security Mortise Lock                     | 33 |
| 48H and 49H Series Mortise Deadlocks                      | 34 |
| 40H Series Mortise Components                             | 35 |
| 40H Strike Packages                                       | 36 |
| 40H Lever Sets  | 36 |
| 40H Replacement Spindles                                  | 37 |
| 40H Screw Kits  | 37 |
| 40H Faceplate Kits  | 37 |
| 40H Visual Indicator Thumb-Turn Kit                       | 38 |
| 40H Indicator Laminate Kit                                | 38 |
| J Series Semi-Trailer Kingpin Locks                       | 39 |
| 6K Series Grade 2 Cylindrical Locks - Knobs               | 40 |
| 7KC Series Grade 2 Cylindrical Locks - Levers             | 41 |
| 8K Series Grade 1 Cylindrical Locks - Knobs               | 42 |
| 9K Series Grade 1 Cylindrical Locks - Levers              | 44 |
| AK Series Knob Adaptations (formerly KA series)           | 46 |
| L Series Cabinet Locks                                    | 47 |
| P Series Push Locks                                       | 48 |
| S Series Sliding Door Locks                               | 49 |
| SPSL – Secure Patient Safety Lever                        | 50 |
| SSRL - Secure Seclusion Room/Time Out Room Locks          | 52 |
| SEDA – Secure Emergency Door Alarm                        | 53 |
| T Series Tubular Deadbolts                                | 54 |
| W Series Electric Switch Locks                            | 55 |
| 45HW Series Electromechanical Mortise Locks               | 56 |
| 47HW Series High Security Electromechanical Mortise Locks | 57 |
| 8KW/9KW Series Electromechanical Cylindrical Locks        | 58 |

|   |     |
|---|-----|
| Electromagnetic Lock Accessories  | 59  |
| 45HZ Keypad EZ Mortise Locks  | 60  |
| 9KZ Keypad EZ Cylindrical Locks   | 61  |
| EXZ Keypad EZ Exit Trim   | 62  |
| 45HG Offline G Series Mortise Locks                                     | 63  |
| 9KG Offline G Series Cylindrical Locks                                  | 64  |
| EXG Offline G Series Exit Trim  | 65  |
| 45HBV Offline V Series Mortise Locks                                    | 66  |
| 9KBV Offline V Series Cylindrical Locks                                 | 67  |
| EXBV Offline V Series Exit Trim   | 69  |
| 45HM IDH MAX™ Mortise Locks   | 70  |
| 9KM IDH MAX™ Cylindrical Locks  | 72  |
| Electronic Lock Software & Accessories                                  | 73  |
| BEST 45HQ Wireless Mortise Locks with Wi-Q™ Technology                  | 74  |
| BEST 9KQ Wireless Cylindrical Locks with Wi-Q™ Technology               | 76  |
| BEST EXQ Wireless Exit Trim with Wi-Q™ Technology                       | 77  |
| BEST Wi-Q™ Technology Wireless Access Management Software & Accessories | 78  |
| BEST Wireless Conversion Kits with Wi-Q™ Technology                     | 79  |
| Electronic Lock Inside Escutcheon Conversion Kits                       | 80  |
| HD8000  | 81  |
| HD7000  | 85  |
| SL6000  | 89  |
| ED50LE/ED100LE Low Energy Operators                                     | 92  |
| D-4990 Low Energy Operator  | 93  |
| EHD9000   | 95  |
| Quoting & Ordering Policies   | 98  |
| Construction Core Orders  | 100 |
| Returned Authorization (RA)   | 101 |
| Return Policy and Fulfillment Issues                                    | 102 |
| Forms   | 103 |

# TERMS AND CONDITIONS OF SALE

1. **Acceptance.** The following Terms and Conditions of sale are applicable to all Quotations, Contract, Purchase Orders, Order Acknowledgement Forms, and sales of Seller's services and products, and are the only applicable terms and conditions thereto, except for terms establishing prices, quantities, delivery schedules, terms of payment, invoicing, shipping instructions, and the identification of the products associated with each transaction. If any conflict exists between the Terms and Conditions and a Quotation, Purchase Order, Order Acknowledgment form, or sale, these Terms and Conditions shall prevail BY REQUESTING A QUOTATION OF ORDERING ANY PRODUCTS OR SERVICES FROM SELLER, BUYER AGREES TO ALL THE FOLLOWING TERMS AND CONDITIONS. If a written contract signed by both parties is in existence covering the sale of the goods and services, the terms and conditions of the contract shall control to the extent they are inconsistent with these Terms and Conditions.

1. **Order Procedure.** Buyer may or may not request the preparation of a Quotation prior to ordering any products or services from Seller. Buyer then shall place a Purchase Order with Seller. By placing a Purchase Order, Buyer makes an offer to purchase products or services from Seller pursuant to these Terms and Conditions. Seller, in its discretion, may accept or reject the Purchase Order. If Seller accepts the Purchase Order, Seller shall issue an Order Acknowledgement Form confirming Buyer's order. No Purchase Order is binding on Seller unless accepted by Seller as provided in these Terms and Conditions.

2. **Quotations.** All Quotations by Seller are subject to change or withdrawal without prior notice to Buyer unless otherwise specifically stated in the Quotation. Quotation prices are valid on Purchase Orders placed within 90 days of the quote being issued, unless otherwise specifically stated in the quotation. If no order is placed within the stated time frame, prices may be adjusted to reflect the then-current published prices, surcharges, escalators, or other pricing adjustment due to, among other things, costs of materials, labor, transportation, taxes, duties, and other cost increases to Seller. All resulting Purchase Orders become effective only if and when approved and accepted in writing by Seller by the issuance of its Order Acknowledgement Form. Seller reserves the right to discontinue manufacture of any products or change products materials, design, or specifications without notice.

Quotation prices are valid on Purchase Orders placed within 90 days of the quote being issued, unless otherwise specifically stated in this quotation. If no order is placed within the stated time frame, prices may be adjusted to reflect the then-current published prices, surcharges, escalators, or other pricing adjustment due to, among other things, costs of materials, labor, transportation, taxes, duties, and other cost increases to Seller. All resulting Purchase Orders become effective only if and when approved and accepted in writing by Seller by the issuance of its Order Acknowledgement Form. All Quotations and resulting orders are subject to Seller's Terms and Conditions set forth in the price book.

### 3. Site Requirements.

- a. The Quotation is contingent upon all work being performed during normal business hours unless otherwise negotiated and a mutually agreeable schedule. The Quotation is calculated on one continuous installation engagement based on acceptable site conditions where other dependent scopes have completed preparation for proposed materials (i.e. electrical work, floor work, adjacent construction). When Buyer has given authorization for work to begin, no other scopes may impede Seller's ability to complete installation in agreed upon area. Seller reserves the right to invoice for costs that are incurred due to unacceptable site conditions or delays by others resulting in additional installation visits.
- b. Signed acceptance by Buyer of shop drawings and/or submittals shall be interpreted as acceptance that proposed scope is the correct interpretation of construction documents. Any field verification and/or work required by others as detailed in the submittal will be provided and coordinated by Buyer. Work shall not begin nor shall orders be placed for any projects until all shop drawings and submittals have been approved in writing by Buyer.

4. **Warranty.** Seller warrants only that all products sold pursuant to a Quotation or Purchase Order will conform to the description in the Price Book and will be free from defects in workmanship and materials. The duration of each product warranty is dependent on the particular product. Refer to EAD & DHW warranty statement. Extended warranties may be available for an additional cost. Seller is not responsible for defects or damages caused by wear and tear, consumable materials, vandalism, fires, storms, floods, acts of God, misuse, abuse or alteration by any company other than Seller. Seller further warrants that Buyer will receive good and valid title to the products. Any claim on account of nonconforming or defective products or for any other cause whatsoever shall conclusively be deemed waived by Buyer unless written notice thereof is given to Seller promptly after discovery but no later than sixty (60) days from date of shipment. Seller shall have the right either to replace or repair any nonconforming or defective products, to refund the purchase price upon return of the products, or to grant a reasonable allowance on account of such nonconformance or defect Seller's liability and Buyer's exclusive remedy for nonconforming or defective products shall be limited solely to replacement, repair, refund, or allowance as Seller may elect. Seller shall be given reasonable opportunity to investigate all claims and no materials shall be returned to Seller until after inspection and approval by Seller and receipt by Buyer of written shipping instructions from Seller. Buyer acknowledges and agrees that the remedies set forth in this paragraph are Buyer's exclusive remedies for the delivery of nonconforming or defective products.

### Additional Warranties

- a) No credit will be provided for any work completed by others during warranty term.
- b) Warranty work will be performed during normal business hours with our standard response times. Any warranty work taking place beyond normal business hours or with expedited response time may be billable.
- c) Products repaired or replaced under the warranty are warranted only through the remainder of the original warranty period.

**DISCLAIMER OF FURTHER WARRANTIES.** EXCEPT AS SET FORTH ABOVE, THERE IS NO WARRANTY, REPRESENTATION, OR CONDITION OF ANY KIND, EXPRESS OR IMPLIED (INCLUDING NO WARRANTY OF MERCHANTABILITY OR FITNESS OF THE PRODUCTS FOR ANY USE CONTEMPLATED BY BUYER) CONCERNING

SELLER'S PRODUCTS OR SERVICES AND NONE SHALL BE IMPLIED BY LAW.

5. **LIMITATION OF LIABILITY AND REMEDIES.** SELLER SHALL NOT BE LIABLE, AND BUYER WAIVES ALL CLAIMS AGAINST SELLER FOR ANY INCIDENTAL, CONSEQUENTIAL, OR SPECIAL DAMAGES, INCLUDING WITHOUT LIMITATION, LOST REVENUES AND PROFITS EVEN IF SELLER HAS BEEN ADVISED OF THE POSSIBILITY OF SUCH DAMAGES. BUYER'S EXCLUSIVE REMEDY FOR ANY CAUSE OF ACTION UNDER THESE TERMS AND CONDITIONS IS A CLAIM FOR DAMAGES AND IN NO EVENT WILL DAMAGES OR ANY OTHER RECOVERY OF ANY KIND AGAINST SELLER EXCEED THE PURCHASE PRICE OF THE SPECIFIC PRODUCTS OR SERVICES AS TO WHICH THE CLAIM IS MADE. SELLER WILL NOT BE LIABLE TO BUYER FOR ANY LOSS, DAMAGE, OR INJURY TO PERSONS OR PROPERTY RESULTING FROM THE HANDLING, STORAGE, TRANSPORTATION, RESALE, OR USE OF THE PRODUCTS IN MANUFACTURING PROCESSES, OR IN COMBINATION WITH OTHER SUBSTANCES, OR OTHERWISE.

6. **Intellectual Property Indemnification.** (a) Seller agrees to defend, indemnify and hold Buyer harmless against any claims, costs, damages, liability and expenses resulting from actual or alleged patent, trademark, or copyright infringement, misappropriation of confidential information, or violation of any other intellectual property right, domestic or foreign, in the selling or use of any part or product that is owned by Seller and that pertains to the subject matter of a Quotation, Purchase Order, or sale of products or services (provided that the product is not modified in anyway by Buyer or any other party, and that the product is used in the manner intended by Seller). If a suit or claim results in any injunction or

## TERMS AND CONDITIONS OF SALE

any other order that would prevent Seller from supplying any product falling under a Quotation, Purchase Order, or sale, or if the result of such a suit or claim would, in the reasonable opinion of Seller, otherwise cause Seller to be unable to supply such products, Seller shall have the right, at its option, if it so chooses, to do one or more of the following: (i) secure an appropriate license to permit Seller to continue supplying the products to Buyer; (ii) modify the relevant product so that it becomes non-infringing, provided that any modification does not cause any material change to the operation or performance of the product; or (iii) replace the relevant product with a non-infringing but practically equivalent product. (b) Buyer agrees to defend, indemnify, and hold Seller harmless against any claims, costs, damages, liability and expenses resulting from actual or alleged patent, trademark, or copyright infringement, misappropriation of confidential information, or violation of any other intellectual property right, domestic or foreign, in the making, using or selling of any product or using any process that is owned by Buyer or is designed or specified by Buyer and that pertains to the subject matter of a Quotation, Purchase Order, or sale.

**7. Ownership of Inventions.** All drawings, know-how, designs, confidential information, and the like disclosed to Buyer by Seller and all rights therein will remain the property of Seller. Buyer shall have no claim to, ownership interest in, no license to, or no rights to any information provided or communicated by Seller.

**8. Lead Times.** If applicable, lead times are based on standard requirements by factory to provide materials proposed. Ship dates will be provided as estimate only once order is placed with the factory. Adequate packaging will be provided for any normal shipping circumstance such that materials will be protected and labeled as required. Special packaging may be provided for an additional expense. Shipping will be cost effective unless expedited fees are accepted by Buyer. If materials are to be provided to job site or Buyer location, Seller will make an informed decision as to the best instruction to provide the shipping company. If materials are not required to have direct delivery, materials will be brought to branch for pickup by Buyer. All freight terms shall be FOB. Any claims for damage in transit or lost freight, receiving, and inspection of materials is the responsibility of Buyer. It is a requirement of Buyer to inspect and review all materials prior to accepting shipment.

**9. Title/Risk of Loss.** All products shall be shipped FOB Seller's manufacturing facility to Buyer's designated delivery location. Unless otherwise agreed by the parties, Seller shall select the method of and carrier for the products. Seller reserves the right to ship items in a single or in multiple shipments. Title and risk of loss to products ordered passes to Buyer upon delivery of the products to the freight carrier. Unless mutually agreed upon in writing, shipping dates are approximate and are based upon prompt receipt of all necessary information.

**10. Prices.** Quoted price is valid for 90 days. Seller reserve the right to revise quotations after the 90 days. All accepted Purchase Orders are subject to Seller's price in effect at time of shipment. Buyer shall be responsible for any increase in freight rates or transportation charges occurring after Seller prepared the Order Acknowledgment Form on the Order Acknowledgment Form. Buyer shall pay to Seller in addition to the purchase price the amount of all fees, duties, licenses, and all sales, use, privilege, occupation, excise, or other taxes, federal, state, local, or foreign which Seller is required to pay or collect in connection with products or services sold to Buyer.

**11. Payments.** Unless otherwise agreed in writing between the parties, all Seller's invoices are payable within thirty (30) days of their date. Time is of the essence. Interest on past due amounts will be assessed at the rate of 2% per month (24% per annum), or the maximum allowable by law.

Seller reserves the right to full payment upon completion of work unless credit is pre-established. For any work requiring materials purchase or scheduling, a 50% deposit is due at time of proposal acceptance. Twenty percent (20%) of the Quotation, Purchase Order value may be billed after job award. Joint check agreements may be requested at the discretion of Seller. If payment is outstanding for any one account, work may be stopped and outstanding orders cancelled until account is restored. Should Seller require the use of collection, attorney's fees, or fees for insufficient funds, Buyer agrees that these funds will be repaid to Seller. Seller retains the right to file a lien against all or part of the property being improved. Seller reserves the right to add a 2.5% charge if invoice becomes delinquent beyond terms.

**12. Cancellation.** In the event a Buyer's Purchase Order and the issuance of an Order Acceptance Form is cancelled, it will be subject to standard 35% restocking fees, cancellation fees, engineering fees, materials & freight costs incurred, and administrative fees. Standard cancellation is 20% of order as long as no materials have been ordered. Should Buyer release material orders, Buyer will be liable for that portion of the job and 20% of the remaining amount of work unperformed/unordered.

**13. Storage.** If applicable, Seller reserves the right to implement a storage fee if delivery is delayed after agreed upon date. Should project timeline require storage of materials, Seller reserves the right to bill for those materials at the time they have been received at a Seller location, Buyer location, or at job site. Certificate of insurance for stored materials can be provided to Buyer upon request. Signed acceptance by Buyer of shop drawings and/or submittals shall be interpreted as acceptance that proposed scope is the correct interpretation of construction documents. Any field verification and/or work required by others as detailed in the submittal will be provided and coordinated by Buyer.

**14. Insolvency.** Seller may, at any time or times, suspend performance of any order or require payment in cash, security, or other adequate assurance satisfactory to Seller when, in Seller's opinion, the financial condition of Buyer or other grounds for insecurity, including the filing of a petition for bankruptcy, warrant such action.

**15. Force Majeure.** Seller shall not be liable for any delay in fulfilling any order due to (a) fires, floods, strikes, or other labor disputes, accidents to machinery, acts of sabotage, riots, precedence or priorities granted at the request or for the benefit, directly or indirectly, of the federal or any state government or any subdivision or agency thereof, delays in transportation or lack of transportation facilities, restrictions imposed by federal or state legislation or rules of regulations thereunder; or (b) any cause beyond the control of Seller.

**16. Ownership of Equipment.** Unless otherwise agreed in a writing, all material, equipment, facilities, and special tooling, which term includes but is not limited to jigs, dies, fixtures, molds, patterns, special taps, special gauges, special test equipment, and manufacturing aids and replacements thereof, used in the manufacture of the products covered by any order shall remain the property of Seller. Any material, tooling, and equipment furnished to Seller by Buyer shall be and remain the personal property of Buyer with the title to and right of possession remaining in Buyer.

**17. Confidential Information.** All information furnished or made available by Seller to Buyer in connection with a transaction shall be held in confidence by Buyer. Buyer agrees not to use such information or disclose such information to others without Seller's prior written consent. The obligations of this paragraph does not apply to any information which (a) at the time of disclosure was, or thereafter becomes, generally available to the public by publication or otherwise through no breach by Buyer of any obligation herein, (b) Buyer can show by written records was in Buyer's possession prior to disclosure

## TERMS AND CONDITIONS OF SALE

by the disclosing party, [c] is legally made available to Buyer by or through a third party having no direct or indirect confidentiality obligation to Seller with respect to such information, [d] was independently developed by Buyer without use of any of Seller's confidential information, or [e] is required to be disclosed pursuant to applicable law.

**18. Waiver.** No waiver by Seller of any of these Terms and Conditions shall be effective unless explicitly set forth in writing and signed by Seller. No failure to exercise, or delay in exercising, any rights, remedy, power, or privilege arising from these Terms and Conditions shall operate or be construed as a waiver thereof, nor shall any single or partial exercise of any right, remedy, power, or privilege hereunder preclude any other or further exercise thereof or the exercise of any other right, remedy, power or privilege.

**19. Assignment.** No assignment of any right or interest or delegation of any obligation or performance of Buyer under this order may be made without the prior written consent of Seller. Any attempted assignment or delegation will be wholly void and totally ineffective for all purposes.

**20. Choice of Law.** All sales, agreements for sale, offers to sell, proposals, acknowledgments and contracts of sale, including, but not limited to, Purchase Orders accepted by Seller, shall be considered a contract under the laws of the State of Delaware, and the rights and duties of all persons, and the construction and effect of all provisions hereof, shall be governed by and construed according to the laws of the State of Delaware.

**21. Integration Clause.** These Terms and Conditions constitute the entirety of terms and conditions, except as set forth in paragraph one, governing the sale and purchase of products and services sold by Seller. No modification of these Terms and Conditions shall be of any force or effect unless in writing and signed Seller and Buyer. Buyer may desire to utilize its own form of acknowledgment or acceptance of these Terms and Conditions. However, the use of any such form shall be for convenience only. No modification of these Terms and Conditions shall be affected by the acknowledgment or acceptance of purchase orders, shipping instruction forms, bills of lading or any other document containing terms or conditions at variance with or in addition to those set forth herein, all such varying or additional terms being hereby objected to and rejected by Seller and deemed to be waived by Buyer.

**22. Installation Projects.** Communication: Buyer shall communicate all of these installation terms to any end-user receiving installation services from dormakaba. Work Execution: Any installation quote is prepared with the understanding that openings within the scope of work ("Work") have doors and frames in good working order. dormakaba will perform the Work in the order set forth in a field survey conducted by an end-user, an end-user consultant, or Buyer prior to beginning the installation. Work shall occur weekdays during normal business hours (M-F, 8am – 5pm, local time). Work performed outside of normal business hours is available at a rate of 135% of the normal base rate. Any Work requested to be performed outside of normal business hours will require start and stop time confirmation with installation site, such start and stop time to be obtained by the Buyer or the end-user. Installation Projects are performed as one continuous installation event, from commencement until the completion of the installation. Unless specifically noted otherwise in writing, there will be additional charges for delays or additional trips not caused by dormakaba. Commencement of installation is conditioned on acceptable site conditions, including the completion of dependent scopes of work (e.g., electrical work, keying meetings, distribution of credentials). When Buyer or end-user has given authorization for work to begin, Buyer or end-user shall ensure no other scopes may impede dormakaba's ability to complete installation in agreed upon area. dormakaba reserves the right to assess a fee for costs incurred due to unacceptable site conditions or delays by others resulting in additional installation visits. Union labor, prevailing wage, and certified payroll are excluded from the installation quote unless otherwise set forth in writing. Insurance certificates will be provided upon request. Coverage is limited to the types and amounts set forth on the insurance certificate.

Includes execution of materials only as detailed within proposal. Additional Charges: Additional charges may be assessed for delays or additional install time to correct any deficiencies or discrepancies between scope of work and actual jobsite. Any dormakaba materials delivered to Buyer but missing from installation site will be reordered at customer's expense. Any hardware changes or change orders shall be quoted on a separate proposal and timeline. Storage: dormakaba reserves the right to assess a storage fee if Buyer or end-user causes delivery to be delayed after the agreed upon delivery date. Should project timeline require storage of materials after delivery to Buyer or end-user, through no act or omission of dormakaba, dormakaba reserves the right to assess a storage fee, Buyer location, or at job site. Certificate of insurance for stored materials can be provided to Buyer upon request. Exclusions: Unless explicitly included in the installation quote, these are excluded: Distribution to staff of any form of keys, fobs or cards or credentials; any temporary security, barricades, or signage; all carpentry work outside of this specification including drywall, paint, framing, patching of existing holes, etc.; union labor, prevailing wage & certified payroll unless noted otherwise; permits are the responsibility of the end-user; Any special consideration for asbestos and lead paint hazards; any bonds; any NFPA or other certification of tolerances or rating concerning product, door, and frame configuration; disposal of material and packaging; damage from negligence, vandalism or Force Majeure; cleaning of site beyond broom clean; cost for special insurance requirements; consumable materials (e.g., batteries); any electrical work including 120v connections and low voltage wiring pulls; and other similar categories of labor and materials not included in the installation quote.

**23. ay** dormakaba will provide one [1] year warranty on materials to be free from manufacturer defects and on installation labor performed. Extended warranties are available for an additional cost. dormakaba is not responsible for defects or damages caused by wear and tear, consumable materials (e.g., batteries), vandalism, fires, storms, floods, acts of God, misuse, abuse, or alteration on by any company other than dormakaba. No credit will be provided for any work completed by others during warranty term. dormakaba reserves the right to withhold the performance of warranty work if Buyer payments have become past due. Warranty work will be performed during normal business hours with our standard response times. Any warranty work taking place beyond normal business hours or with expedited response time may be billable. In the event that Buyer, its agents, employees, successors, and/or assigns tampers with, misuses, removes any parts, or adds any parts or equipment, Buyer agrees to indemnify, save and hold harmless dormakaba, its agents, employees, successors, and/or assigns, from any and all liability, damages, or losses, including reasonable attorney's fees, arising out of, or incidental to, the aforementioned conduct. dormakaba warrants that all goods manufactured by dormakaba and all services provided by dormakaba hereunder will be free from defects in workmanship and materials for twelve [12] months from the date of final project invoice to the carrier, unless sold as "With All Faults", "Shop", "As Is", "As They Stand" or other similar designation. Products repaired or replaced under the warranty are warranted only through the remainder of the original warranty period.



## BEST PATENTED PRODUCT ORDERING & LICENSE

**SALE OF BEST PATENTED PRODUCT:** In accordance with the [dormakaba USA Inc. \("dormakaba USA"\) Masterkey Code and Masterkey Service Policy](#), only Authorized Distributors meeting certain necessary qualifications and standards shall be selected by dormakaba USA to sell Best Patented Product. Selection shall be at the sole discretion of dormakaba USA and shall be evidenced in writing via the Distributor Agreement or its select addendums.

**STOCKING OF BEST PATENTED PRODUCT:** Furthermore, dormakaba USA may authorize only select Authorized Distributors to purchase and stock Best Patented Product and have access to [Best Patented Masterkey Codes by entering into a Best Patented Masterkey System Distributor Agreement Addendum](#) (the "Authorized Stocking Distributor"). As a condition to the Authorized Stocking Distributor's continued access to Best Patented Masterkey Codes, it must comply at all times with the Best Patented Key Systems Security Procedure.

**SECURITY AUTHORIZATION FORM:** It is a responsibility of the Authorized Distributor to ensure that Best Patented Product does not end up in the possession of unauthorized individuals or entities. The Authorized Distributor must ensure that the End User completes a Best Patented Masterkey System Security Authorization Form (the "[Security Authorization Form](#)"). The [Security Authorization Form](#) designates those individuals within the End User's organization that are authorized to place orders with the Authorized Distributor for Best Patented Product. The [Security Authorization Form](#) must be completed and signed by the End User.

It is the Authorized Distributor's full responsibility to validate the End User's signature as identified on the [Security Authorization Form](#) prior to accepting any orders for Best Patented Product.

In certain circumstances the Authorized Distributor selling and/or stocking the Best Patented Product will not contract directly with the End User. In these circumstances, the Authorized Distributor is required to work with its reseller to ultimately ensure that the End User submits a signed [Security Authorization Form](#) to dormakaba USA.

For those Distributors who have been authorized by dormakaba USA to stock Best Patented Product, it is their responsibility to ensure that they have a completed Security Authorization Form on file for each End User that places an order with the Authorized Stocking Distributor for Best Patented product and that the Authorized Stocking Distributor authenticates the signature of each Best Patented Product order utilizing the Security Authorization Form.

dormakaba USA shall have the right to audit all [Security Authorization Forms](#) maintained by the Authorized Distributors for completeness, accuracy and compliance with this Policy.

### **BEST CORMAX™ PATENTED KEYING SYSTEM-PATENT LICENSE:**

I. The Best Cormax keying system being offered for sale under this price catalog is protected by valid and enforceable patents issued by the United States Patent and Trademark Office pursuant to United States Federal Law (including U.S. Patent Nos. 7,681,425 and 5,615,566 (also designated as US RE 39,364) (collectively, the " Best Patents"). The rights to the Best Patents belong to dormakaba USA Inc. ("dormakaba USA"). The Best Cormax keying system is comprised of two main components, a core and one or more keys. The combination of the Best Cormax core and key(s) is protected by the Best Patents. The Best Cormax keys, key blanks, and cores contain registered trademarks belonging to dormakaba USA. **dormakaba USA considers its patent and trademark rights to be valuable intellectual property assets that are important in protecting security and maintaining key control of its products. Accordingly, it is in dormakaba USA's best interest and, more importantly, it is in the best interest of its end users, that the Best Cormax system be managed in a manner that guards against unauthorized key duplication, which compromises the security of the Best Cormax system.** As a condition of purchase of a Best Cormax system from dormakaba USA or one of its authorized distributors, the following limitations on the express and implied contractual and intellectual property rights with respect to the Best Cormax system and the Best Patents shall apply:

- a. All Best Cormax systems shall be sold with a limited license to practice the Best Patents by combining and using (i) the Best Cormax core that is purchased with the Best Cormax system with (ii) the Best Cormax key(s) and/or key blanks(s) that are purchased with the Best Cormax system.
- b. This license is conditioned upon the purchase of a Best Cormax core and key (or core and key blank) combination only from dormakaba USA or one of its authorized distributors. Only dormakaba USA and its authorized distributors are authorized to sell the core and key(s)/blank(s) that comprise the Best Cormax system. All other sales of those items, individually or together, including either finished Best Cormax keys or unfinished key blanks suitable for finishing into Best Cormax keys, by any party other than dormakaba USA or one of its authorized distributors, for purposes of making the patented core and key combination, are not authorized sales and are excluded from this license.
- c. In the event that an end user sells a Best Cormax core, either standing alone or in connection with a sale of the structure or building in which it is installed, to a third party, the end user shall be required to notify the third-party purchaser of the terms and conditions and limitations of this license, which equally apply to the third party purchaser.

## BEST PATENTED PRODUCT ORDERING & LICENSE (continued)

- d. dormakaba USA does not grant under the license, the right to sell any Best Cormax keys or key blanks to a third party, except in connection with a sale of the corresponding Best Cormax core in a manner that complies with the terms, conditions, and limitations of this license.
- e. Best Cormax keys and/or key blanks will be shipped by dormakaba USA or one of its authorized distributors directly and only to employees, as designated in the Security Authorization Form.
- f. In order to maintain the integrity of the Best Cormax system, the Best Cormax key or key blank should not be altered at any time to operate any core/cylinder for which such key or key blank was not originally intended.
- g. In the event that any of the procedures outlined herein are not strictly followed with respect to the handling of Best Cormax keys and key blanks, dormakaba USA may require following good faith discussions, the prompt return via UPS/AOD or equivalent, of all Best Cormax keys and/or blanks. Those items, in like new condition, shall be repurchased by dormakaba USA at the original sale price less a restocking fee.
- h. Should any terms of this license be found to be invalid, by operation of law or otherwise, all other provisions herein shall remain in full force and effect.

# BEST MASTERKEY CODE AND MASTERKEY SERVICE POLICY

## I. DISTRIBUTOR MASTERKEY SERVICES

All dormakaba USA Inc. ("dormakaba USA") Authorized Distributors, Aftermarket Wholesalers, and Locksmiths ("Authorized Distributors") can create, modify or extend masterkey codes for the benefit of their end user customers ("End Users") for Best non-patented masterkey systems; provided, however, the services must be performed in line with industry standards. With the express written permission of dormakaba USA, select Authorized Distributors can create, modify or extend masterkey codes for the benefit of End Users for a Best Patented Masterkey System (pursuant to the terms and conditions of Section C below). Authorized Distributor's failure to comply with the terms of this policy could result in dormakaba USA's termination of its Distributor Agreement as well as dormakaba USA's pursuit of any remedies available at law.

### A. END USER INFORMATION AND CODE RELEASE:

All masterkey codes (both patented and non-patented) previously generated by dormakaba USA are available for distribution to End Users (and/or their designated Authorized Distributor, if applicable) via the End User Web Portal at <http://masterkeycodeportal.bestaccess.com/Login.aspx>. For a hard copy of the End User Information and Code Release Form, please contact your dormakaba USA End User Consultant. End user codes will be distributed solely to those Authorized Distributors (a) identified by the End User on a fully executed End User Information and Code Release Form received by Best, and (b) for the release of Best Patented Masterkey Codes, the Authorized Distributor is authorized by dormakaba USA to receive and process Best Patented Masterkey Codes (as more fully described in Section C below.) No exceptions will be made to this policy.

### B. BEST NON-PATENTED MASTERKEY SYSTEM

As of September 4, 2012, dormakaba USA no longer requires a Security Authorization Form to be signed by the End User prior to dormakaba USA and/or its Authorized Distributor accepting core and key orders for non-patented keying systems. All valid End User communications for orders related to non-patented keying systems will be fulfilled at the End User's liability.

### C. BEST PATENTED MASTERKEY SYSTEM

The Best Patented Masterkey System provides a higher level of protection against unauthorized key duplication and crossovers and, in order to maintain the quality of a Best Patented Masterkey System, the following terms and conditions of this policy shall apply to any and all Authorized Distributors with access to Best Patented Masterkey Systems. For the purpose of this policy, "Best Patented Product" shall mean the Best Cormax (including cores and keys), as well as any and all future product dormakaba USA designates as patented product for the purpose of this policy. "Best Patented Masterkey Systems" and "Best Patented Masterkey Codes" shall mean the respective masterkey system or codes of any Best Patented Masterkey Product.

**Sale of Best Patented Product:** As further described in this Section C, only those Authorized Distributors meeting certain necessary qualifications and standards shall be selected by dormakaba USA to sell Best Patented Product. Selection shall be at the sole discretion of dormakaba USA and shall be evidenced in writing via the Distributor Agreement or its select addendums.

**Best Patented Security Authorization Form:** It is a responsibility of the Authorized Distributor to ensure that Best Patented Product does not end up in the possession of unauthorized individuals or entities. The Authorized Distributor must ensure that the End User completes a Best Patented Masterkey System Security Authorization Form (the "Security Authorization Form") as outlined in this Section C. The Security Authorization Form designates those individuals within the End User's organization that are authorized to place orders with the Authorized Distributor for Best Patented Product. The Security Authorization Form must be completed and signed by the End User.

It is the Authorized Distributor's full responsibility to validate the End User's signature as identified on the [Security Authorization Form](#) prior to accepting any orders for Best Patented Product.

In certain circumstances the Authorized Distributor selling the Best Patented Product will not contract directly with the End User. In these circumstances, the Authorized Distributor is required to work with its reseller to ultimately ensure that the End User submits a signed [Security Authorization Form](#) to dormakaba USA.

dormakaba USA shall have the right to audit all [Security Authorization Forms](#) maintained by the Authorized Distributors for completeness, accuracy and compliance with this Policy.

**Sale of Combined Best Patented Product through Distributor:** dormakaba USA may authorize select Authorized Distributor to purchase and resell to an End User Best Patented Product that has been combined by dormakaba USA Personnel. In this instance, a [Security Authorization Form](#) must be completed and signed by the End User and provided by the Authorized Distributor to dormakaba USA with each Best Patented Product order.

**Stocking of Best Patented Product:** dormakaba USA may authorize select Authorized Distributors to purchase and stock Best Patented Product and have access to Best Patented Masterkey Codes by entering into a [Best Patented Masterkey System Distributor Agreement Addendum](#) (the "Authorized Stocking Distributor") As a condition to the Authorized Stocking Distributor's continued access to Best Patented Masterkey Codes, it must comply at all times with the [Best Patented Key Systems Security Procedure](#). In addition, it is the responsibility of the Authorized Stocking Distributor to ensure that they have a completed [Security Authorization Form](#) on file for each End User that places an order with the Authorized Stocking Distributor for Best Patented product and that the Authorized Stocking Distributor authenticates the signature of each Best Patented Product order utilizing the [Security Authorization Form](#).

**Best Patented Masterkey Code Generation:** To assist in reducing the possibility of duplication within a keying system and ensure security, all Best Patented Masterkey Codes must be created, modified and/or extended by Best's masterkey personnel and/or an Authorized Stocking Distributor. The unauthorized duplication or release of Best Patented Masterkey Codes to non-authorized people or organizations, including, but not limited to, unauthorized distributors, wholesalers, private locksmiths, other lock manufacturers, architects, or contractors, is a violation of this policy as well as the infringement of patent rights and other intellectual property rights of dormakaba USA. In addition to any other recourse available under law, the unauthorized release of Best Patented Masterkey Codes by any Authorized Stocking Distributor shall result in immediate termination.

**Best Patented Masterkey System Exclusive Keyways:** Upon request from an End User to release Best Patented Masterkey Codes previously generated by dormakaba USA that are on an exclusive keyway, dormakaba USA will send a notification to the End User reminding them that their patented codes are on an exclusive keyway. dormakaba USA will provide a copy of this notice to the Authorized Stocking Distributor. To assist in reducing the possibility of duplication within an End User exclusive keying system and ensure security, all exclusive Best Patented Masterkey Codes must be created, modified and/or extended and recorded in dormakaba USA's BESTCode masterkey code management tool.

Should dormakaba USA approve an Authorized Stocking Distributor to establish a Best Patented Masterkey System on an exclusive keyway, the Authorized Stocking Distributor shall be required to sign a [Best Patented Masterkey System Exclusive Keyway Addendum](#). To assist in reducing the possibility of duplication within a Distributor exclusive keying system and ensure security, all exclusive Best Patented Masterkey Codes must be created, modified and/or extended and recorded in dormakaba USA's BESTCode masterkey code management tool.

# BEST MASTERKEY CODE AND MASTERKEY SERVICE POLICY (continued)

**Copies of Best Patented Masterkey Codes:** dormakaba USA shall have a right to a copy of all Best Patented Masterkey Codes that have been originated, modified, extended or otherwise maintained by the Authorized Stocking Distributor in the dormakaba USA BESTCode system in order for dormakaba USA to be able to provide continued support either directly, or indirectly, to the End User.

## II. BEST MASTERKEY SERVICES

### A. BEST MASTERKEY SERVICES PROVIDED TO DISTRIBUTOR:

dormakaba USA, upon request and at its sole discretion, may provide select masterkey services to an Authorized Distributor for both non-patented masterkey systems and Best Patented Masterkey Systems. In order for an Authorized Distributor to place an order for the extension of, or modification to, a masterkey system previously created or maintained by dormakaba USA, the End User must have selected that Authorized Distributor as its authorized designee in the End User Information & Code Release Form received by dormakaba USA. Complete keying instructions must be given before a Best order can be properly acknowledged with an estimated delivery date. dormakaba USA reserves the right to charge for the service of a customized masterkey security solution with the purchase of a Best product. A master key service charge of \$120 (net) will be assessed for each new construction core that is being used in a non dormakaba manufactured Small Format Interchangeable Core product. Best Patented Masterkey System products shall not be provided without the associated masterkey services being provided by dormakaba USA. All Masterkey Services provided by dormakaba USA shall be subject to the terms and conditions of the Best Masterkey Service Order Acknowledgment which shall be provided upon acceptance of the order for Masterkey Services.

### B. BEST BESTCODE:

dormakaba USA may, in its sole discretion, make available its BESTCode masterkey code management tool to select Authorized Distributors that meet certain training and certification requirements. If offered, BESTCode will be made available for an annual subscription fee as outlined in the Best pricing catalog. All codes made available to Authorized Distributors in the BESTCode system shall be subject to the BESTCode User License Agreement and will be provided in accordance with this Policy. The BESTCode masterkey code management tool is not available for use with dormakaba Commercial Hardware products.

## III. FORMS

For a copy of the following forms please contact the dormakaba USA End User Consultant.

- End User Information and Code Release Agreement
- Best Patented Masterkey System Distributor Agreement Addendum (Exhibit B)
- Best Patented Masterkey System Security Authorization Form
- Best Patented Key Systems Security Procedure
- Best Patented Masterkey System Exclusive Keyway Addendum
- Best Patented Masterkey System End User Specific Distributor Agreement Addendum (Exhibit D)

dormakaba USA reserves the right to change, modify or update this Policy at any time, in its sole discretion.

## Architectural Finishes

| BHMA<br>No. | U.S.<br>No. | Description                        |
|-------------|-------------|------------------------------------|
| 605         | 3           | Bright brass, clear coated         |
| 606         | 4           | Satin brass, clear coated          |
| 611         | 9           | Bright bronze, clear coated        |
| 612         | 10          | Satin bronze, clear coated         |
| 613         | 10B         | Oxidized satin bronze, oil rubbed  |
| 618         | 14          | Bright nickel plated, clear coated |
| 619         | 15          | Satin nickel plated, clear coated  |
| 622         | 19          | Flat black, coated                 |
| 625         | 26          | Bright chromium plated             |
| 626         | 26D         | Satin chromium plated              |
| 627         | 27          | Satin aluminum, clear coated       |
| 628         | 28          | Satin aluminum, clear anodized     |
| 629         | 32          | Bright stainless steel             |
| 630         | 32D         | Satin stainless steel              |
| 690         | 20          | Dark bronze coated                 |
| 600         |             | Primed (painted)                   |
| 689         |             | Aluminum (painted)                 |
| 690         |             | Statuary bronze (painted)          |
| 691         |             | Dull bronze (painted)              |
| 693         |             | Black (painted)                    |
| 695         |             | Dark duranodic bronze (painted)    |
| 696         |             | Gold (painted)                     |

\*finishes may not all apply to all products

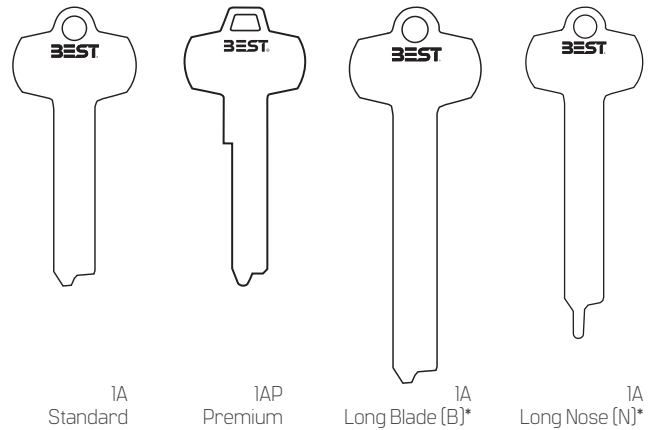
# BEST Standard & Premium Keys

## How To Order

| IA   | 1   | A  | 1                                  |  |   |
|--|---|--|------------------------------------|--|---|
| Key Shape (Bow)  | Key Type  | Keyway   | Cut Code                           | Key Stamp  | Options   |
| <b>1A</b> – Standard<br><b>1AP</b> – Premium<br><b>2A</b> – Large round<br><b>3A</b> – Large rectangular<br><b>4A</b> – Access bow<br><b>9A</b> – Blockout blade | <b>0</b> – Blockout blade<br><b>1</b> – Operating or blank<br><b>2</b> – Control<br><b>3</b> – Master<br><b>4</b> – Submaster<br><b>5</b> – Grandmaster<br><b>9</b> – Extractor key | Designate specific keyway (A, E, etc.) or multiple keyways if ordering a multi-milled key. | <b>1</b> – Blank<br><b>2</b> – Cut | <b>KS654 x KS292</b> – BEST logo full embossing with stars (1A & 1AP only)<br><b>KS112</b> – "U.S. Gov't do not duplicate"<br><b>KS567</b> – Premium<br><br>Specify KS#. Price for most custom design stamps available upon request* | <b>B*</b> – Long blade (1A only)<br><b>H*</b> – No hole (2A only)<br><b>N*</b> – Long nose (1A only)<br><b>NKW</b> – No keyway designation (standard on 1AP)<br><b>S*</b> – Key serialization |

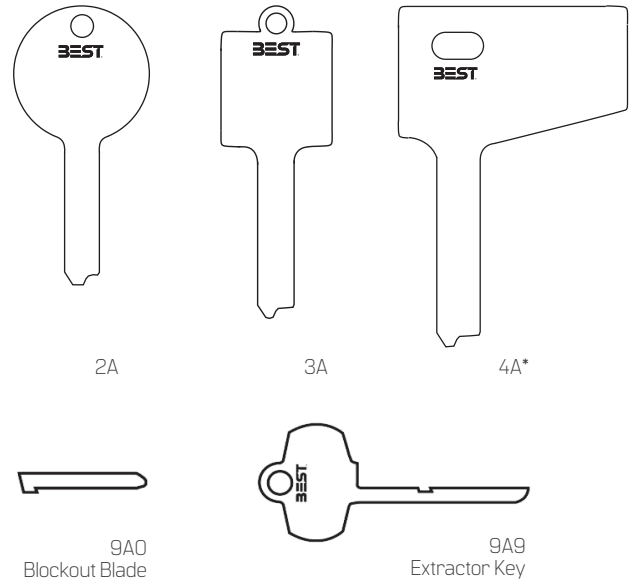
\*Indicates extra cost option, see below.  
 If keys are cut, you must specify keymark and number of each marking.

| Description                   | Premium | Standard |
|-------------------------------|---------|----------|
| <b>1A Series</b>              |         |          |
| Blanks                        | 8.50    | 5.20     |
| Operating-cut                 | 22.00   | 15.10    |
| Control, Master, SM or GM-cut | 30.00   | 16.50    |
| <b>2A, 3A &amp; 4A Series</b> |         |          |
| Blanks                        | N/A     | 8.40     |
| Operating-cut                 | N/A     | 16.60    |
| Control, Master SM or GM-cut  | N/A     | 27.00    |
| <b>9A Series</b>              |         |          |
| Blockout blades               | 27.00   | 17.70    |
| Extractor key (9A9)           | 27.00   | 17.70    |



| Extra Cost Options*     | Option Code      | Add-On |
|-------------------------|------------------|--------|
| Double milling          |                  | 5.80   |
| Triple milling          | Specific Keyways | 8.90   |
| Quadruple milling       |                  | 15.00  |
| Five milled             |                  | 26.00  |
| Long blade (1A only)    | B                | 5.80   |
| No hole (2A only)       | H                | 3.90   |
| Long nose (1A only)     | N                | 12.00  |
| Key serialization / key | S                | 3.90   |

NOTE 1: Graphics and company logos are available upon request.  
 NOTE 2: Minimum 200 Keys Per Order.



**How To Order**

| IAK                  | 1                  | B1     | 1         | 7                            | 150        |   |
|----------------------|--------------------|--------|-----------|------------------------------|------------|---|
| Key Shape (Bow)      | Key Type           | Keyway | Cut Code  | Pin Size                     | Key Series | Options                                 |
| IAK - BEST Peaks     | 0 – Blockout blade | B1     | 1 - Blank | 6 - 6-pin (140 & 150 series) | 150        | CS* - Custom stamp for key bow (Note 1) |
| 9AK - Blockout blade | 1 – Operating      | B2     | 2 - Cut   | 7 - 7-pin (150 series only)  | 140        |   |
|                      | 2 – Control        | B3     |           | 140 Series = 1CK cores       |            |   |
|                      | 3 – Master         | B4     |           | 150 Series = 1CB cores       |            |   |
|                      | 4 – Submaster      | B5     |           |                              |            |   |
|                      | 5 – Grandmaster    | B6     |           |                              |            |   |
|                      | 9 – Extractor key  | B7     |           |                              |            |   |
|                      |                    | B8     |           |                              |            |   |
|                      |                    | B9     |           |                              |            |   |
|                      |                    | B10    |           |                              |            |   |

\*Indicates extra cost option, see below.  
If keys are cut, you must specify keymark and number of each marking.

| Description                   | Patented |
|-------------------------------|----------|
| <b>IAK Series</b>             |          |
| Blanks                        | 13.90    |
| Operating-cut                 | 37.00    |
| Control, Master, SM or GM-cut | 40.00    |
| <b>9AK Series</b>             |          |
| Blockout blade                | 39.00    |

| Extra Cost Options*                      | Add-On |
|--|--------|
| List price add-on per key blank (Note 2) | 2.70   |

NOTE 1: Graphics and company logos are available upon request.  
NOTE 2: Minimum 200 key blanks per order.

# BEST Preferred Patented Keys

## How To Order

|     |   |    |   |   |
|-----|---|----|---|---|
| IAF | 1 | 1P | 1 | 7 |
|-----|---|----|---|---|

| Key Shape (Bow)                | Key Type           | Keyway | Cut Code  | Pin Size                              | Options                                 |
|--------------------------------|--------------------|--------|-----------|---------------------------------------|---|
| IAF – Preferred Patented       | 0 – Blockout blade | 1P     | 1 – Blank | 7 – 7-pin (150 series ICF cores only) | CS* – Custom stamp for key bow (Note 1) |
| 9AF – Preferred Blockout Blade | 1 – Operating      | 2P     | 2 – Cut   |                                       |   |
|                                | 2 – Control        | 7P     |           |                                       |   |
|                                | 3 – Master         | 8P     |           |                                       |   |
|                                | 4 – Submaster      | 9P     |           |                                       |   |
|                                | 5 – Grandmaster    | 10P    |           |                                       |   |
|                                | 9 – Extractor key  |        |           |                                       |   |

\*Indicates extra cost option; see below.  
If keys are cut, you must specify keymark and number of each marking.

| Description                        | Patented |
|------------------------------------|----------|
| <b>IAF Series</b>                  |          |
| PATENTED blanks                    | 14.40    |
| Operating-cut                      | 37.00    |
| Control, Master, SM or GM-cut      | 42.00    |
| <b>9AF Series</b>                  |          |
| Blockout blade & extractor key set | 120.00   |

| Extra Cost Options*                      | Add-On |
|--|--------|
| List price add-on per key blank (Note 2) | 2.70   |

NOTE 1: Graphics and company logos are available upon request.  
NOTE 2: Minimum 200 key blanks per order.



## How To Order – M Series

|     |   |    |   |   |       |
|-----|---|----|---|---|-------|
| IAM | 1 | MM | 2 | 1 | KS716 |
|-----|---|----|---|---|-------|

| Key Shape (Bow)                | Key Type                      | Keyway | Level                                   | Cut Code         | Key Stamp                | Options                                  |
|--------------------------------|-------------------------------|--------|---|------------------|--------------------------|--|
| <b>1AM</b> – M series key      | <b>0</b> – Blockout blade     | MJ MK  | <b>1</b> – Non-exclusive                | <b>1</b> – Blank | <b>KS716</b> – IAM Front | <b>B*</b> – Long blade (IAM series only) |
| <b>2AM</b> – Large round       | <b>1</b> – Operating or blank | ML MM  | <b>2</b> – Two-digit zip code exclusive | <b>2</b> – Cut   | <b>KS800</b> – IAM Back  | <b>H*</b> – No hole (2AM series only)    |
| <b>3AM</b> – Large rectangular | <b>2</b> – Control            |        | <b>3</b> – One digit zip code exclusive |                  |                          | <b>N*</b> – Long nose (IAM series only)  |
| <b>4AM</b> – Access bow        | <b>3</b> – Master             |        | <b>4</b> – National exclusive           |                  |                          | <b>S*</b> – Key serialization            |
| <b>9AM</b> – Blockout blade    | <b>4</b> – Submaster          |        |   |                  |                          |  |
|                                | <b>5</b> – Grandmaster        |        |   |                  |                          |  |
|                                | <b>9</b> – Extractor key      |        |   |                  |                          |  |

\*Indicates extra cost option; see below.  
 Designate multiple keyways if ordering a multi-milled key.  
 If keys are cut, you must specify keymark and number of each marking.  
 \*\*Must specify keyway when ordering blockout blades

## How To Order – X Series

|     |   |    |   |   |       |
|-----|---|----|---|---|-------|
| IAX | 1 | XI | X | 1 | KS699 |
|-----|---|----|---|---|-------|

| Key Shape (Bow)             | Key Type                      | Keyway       | Level                                   | Cut Code         | Key Stamp                | Options                       |
|-----------------------------|-------------------------------|--------------|---|------------------|--------------------------|-------------------------------|
| <b>1AX</b> – X series key   | <b>0</b> – Blockout blade     | XI.X32, etc. | <b>W</b> – Non-exclusive                | <b>1</b> – Blank | <b>KS717</b> – IAX Front | <b>S*</b> – Key serialization |
| <b>9AX</b> – Blockout blade | <b>1</b> – Operating or blank |              | <b>X</b> – Two-digit zip code exclusive | <b>2</b> – Cut   | <b>KS699</b> – IAX Back  |                               |
|                             | <b>2</b> – Control            |              | <b>Y</b> – One digit zip code exclusive |                  |                          |                               |
|                             | <b>3</b> – Master             |              | <b>Z</b> – National exclusive           |                  |                          |                               |
|                             | <b>4</b> – Submaster          |              |   |                  |                          |                               |
|                             | <b>5</b> – Grandmaster        |              |   |                  |                          |                               |
|                             | <b>9</b> – Extractor key      |              |   |                  |                          |                               |

\*\*Indicates extra cost option; see below.  
 Designate multiple keyways if ordering a multi-milled key.  
 If keys are cut, you must specify keymark and number of each marking.  
 \*\*Must specify keyway when ordering blockout blades"

| Description                      | Patented |
|----------------------------------|----------|
| <b>1AM Series</b>                |          |
| Blanks                           | 920      |
| Operating-cut                    | 1950     |
| Control, Master, SM or GM-cut    | 2200     |
| <b>1AX Series</b>                |          |
| Blanks                           | 920      |
| Operating-cut                    | 1950     |
| Control, Master, SM or GM-cut    | 2200     |
| <b>2AM, 3AM &amp; 4AM Series</b> |          |
| Blanks                           | 950      |
| Operating-cut                    | 1740     |
| Control, Master, SM or GM-cut    | 2800     |
| <b>9AM &amp; 9AX Series</b>      |          |
| Blockout Blades                  | 2200     |
| Extractor key (9AM9 or 9AX9)     | 2200     |

### NOTES:

1. M Series key ways are backward compatible with STANDARD key ways of the same letter.
2. X Series key ways are NOT backward compatible.
3. Please contact factory for information regarding all security levels for the M and X Series. Levels 2, 3 and 4 require Masterkey Department authorization.
4. Match key keyways level to core key way level.
5. 3AM keys are available with M series keyways only

| Extra Cost Options*     | Option Code | Add-On |
|-------------------------|-------------|--------|
| Double milling          | Specific    | 5.80   |
| Quadruple milling       | Keyways     | 15.00  |
| Long blade (IAM only)   | B           | 5.80   |
| No hole (2AM only)      | H           | 3.90   |
| Long nose (IAM only)    | N           | 12.00  |
| Key serialization / key | S           | 3.90   |

# B Series Padlocks

Cylinders/Keys/Cores

## How To Order

| 4IB                                     | 7   | 2   | L  |   |  |   |
|---|---|---|--|---|--|---|
| Shackle Diameter                        | Core Housing                              | Shackle Height  | Function                                 | Chain Option  | Special Stamp No.  | Other Options   |
| 11B – 1/4"<br>21B – 5/16"<br>41B – 3/8" | 7 – 7-pin housing; accepts all BEST cores | <b>Steel shackle</b><br>2 – 3/4"<br>21 – 1" w/ shroud (21B only)<br>22 – 1 1/2"<br>72 – 2"<br>82 – 4"<br><br><b>Bronze shackle</b><br>0 – 3/4"<br>20 – 1 1/2"<br>70 – 2"<br>80 – 4" | T – Key retained<br>L – Non-key retained | M – Case drilled (no clevis/chain)<br>M1* – Bronze chain<br>M5* – Galvanized steel chain<br>M/CR* – Clevis Only | Blank – Best logo<br>PS1010 – "Safety First" (11B & 21B only)<br><b>Specify PS# or describe stamp.</b><br>Price for special stamps available upon request. | F3 – Frangible shackle (11B/20 only)<br>O* – Lockout/tagout (OSHA)<br>S* – Car seal (41B only)<br>ZZ* – Double lockout (11B only)<br>XSPL* – Cut resistant shackle<br>WC* – Weather cover<br>SH – Shrouded padlock w/cut resistant shackle (21B only)<br>606* – Satin Brass finish (brass only) |

\*\*Indicates extra cost; see the last page of B Series.  
Must specify keymark and number of keys or designate L/C for less core."

| Shackle Height                 | Shackle Code |                 | Complete With Combined Core |         |          | Less Core |
|--------------------------------|--------------|-----------------|-----------------------------|---------|----------|-----------|
|                                | Bronze       | Stainless Steel | Patented**                  | Premium | Standard |           |
| <b>11B Series</b>              |              |                 |                             |         |          |           |
| 3/4"                           | 0            | 2               | 213.00                      | 213.00  | 194.00   | 92.00     |
| 1-1/2"                         | 20           | 22              | 213.00                      | 213.00  | 194.00   | 92.00     |
| 2"                             | 70           | 72              | 217.00                      | 217.00  | 201.00   | 97.00     |
| 4"                             | 80           | 82              | 229.00                      | 229.00  | 213.00   | 109.00    |
| <b>21B Series</b>              |              |                 |                             |         |          |           |
| 3/4"                           | 0            | 2               | 215.00                      | 215.00  | 199.00   | 95.00     |
| 1-1/2"                         | 20           | 22              | 215.00                      | 215.00  | 199.00   | 95.00     |
| 2"                             | 70           | 72              | 218.00                      | 218.00  | 202.00   | 98.00     |
| 4"                             | 80           | 82              | 230.00                      | 230.00  | 214.00   | 110.00    |
| <b>41B Series</b>              |              |                 |                             |         |          |           |
| 3/4"                           | 0            | 2               | 217.00                      | 217.00  | 201.00   | 97.00     |
| 1-1/2"                         | 20           | 22              | 217.00                      | 217.00  | 201.00   | 97.00     |
| 2"                             | 70           | 72              | 220.00                      | 220.00  | 204.00   | 100.00    |
| 4"                             | 80           | 82              | 232.00                      | 232.00  | 216.00   | 112.00    |
| <b>21B Series with Shroud*</b> |              |                 |                             |         |          |           |
| 1"                             | N/A          | 21              | 295.00                      | 295.00  | 280.00   | 176.00    |

\*Pricing includes stainless steel shroud and cut-resistant shackle. Must include "SH" option when ordering.  
\*\*Patented pricing shown is for CORMAX patented keying system. Add \$20.00 for BEST Preferred patented keying.  
NOTE: 626 finish is standard on brass padlock series.

| Description                                      | Catalog Number | Complete With Combined Core |         |          | Less Core |
|--|----------------|-----------------------------|---------|----------|-----------|
|  |                | Patented                    | Premium | Standard |           |
| <b>Cable Padlocks</b>                            |                |                             |         |          |           |
| Jacketed – 24" cable                             | 21JB7-24T      | 248.00                      | 248.00  | 231.00   | 125.00    |
| Jacketed – 36" cable                             | 21JB7-36T      | 263.00                      | 263.00  | 246.00   | 140.00    |
| Jacketed – 48" cable                             | 21JB7-48T      | 273.00                      | 273.00  | 256.00   | 150.00    |
| Extra cable per ft. or fraction thereof jacketed | Add-On         | 14.00                       | 14.00   | 14.00    | 14.00     |

\*Includes: padlock disassembly tool, three shackles and springs.  
NOTE: Chain options are not available on cable padlocks or padlocks with shroud.

## B Series Padlocks (continued)

Cylinders/Keys/Cores

| Case Finish / Color Options | Option Code   | Add-On* |
|-----------------------------|---------------|---------|
| 626                         | 626 (DEFAULT) | -       |
| 606                         | 606           | 34.00   |
| Red Powder Coat             | RED           | 25.00   |
| Yellow Powder Coat          | YELLOW        | 25.00   |
| Blue Powder Coat            | BLUE          | 25.00   |
| Black Powder Coat           | BLACK         | 25.00   |
| Orange Powder Coat          | ORANGE        | 25.00   |
| Green Powder Coat           | GREEN         | 25.00   |

**NOTE** Painted logos lockset are limited to the 606 body only.

| Chain Options                      | Option Code | Add-On |
|------------------------------------|-------------|--------|
| Case drilled (no clevis / chain)   | M           | -      |
| Clevis with Bronze chain           | M1          | 21.00  |
| Clevis with Galvanized steel chain | M5          | 32.00  |
| Clevis only                        | M/CR        | 9.20   |

**NOTE** Chain options are not available on cable padlocks, weather covers, or padlocks with shroud.

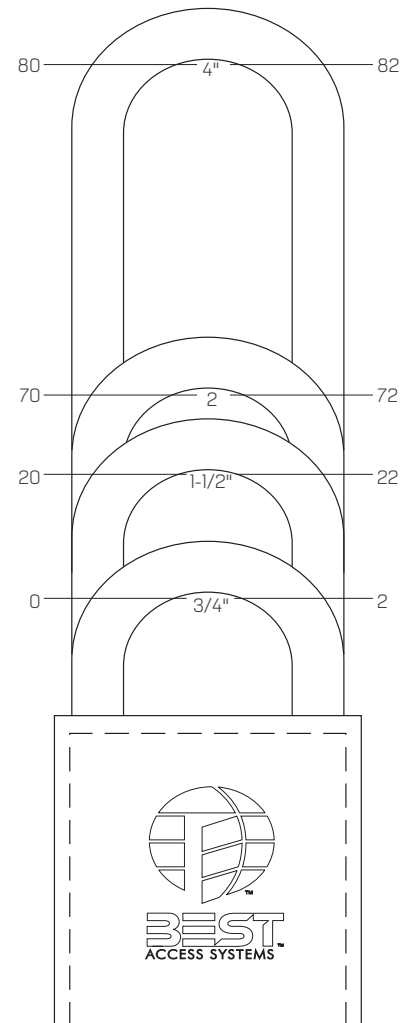
| Other Options                                       | Option Code | Add-On |
|---|-------------|--------|
| Frangible shackle                                   | F3          | 0.00   |
| Lockout/Tagout*                                     | O           | 25.00  |
| Car Seal Slot (41B only)                            | S           | 34.00  |
| Double lockout (11B only)                           | ZZ          | 40.00  |
| Cut resistant shackle                               | XSPL        | 41.00  |
| Weather cover (21B & 41B only)                      | WC          | 13.00  |
| Shrouded padlock w/cut resistant shackle (21B only) | SH          | 0.00   |

\*"O" option requires M1, M5 or M/CR chain option add-on and color choice

| Accessories            | Catalog Number | Price  |
|------------------------|----------------|--------|
| Frangible shackle kit* | 11B20FK        | 297.00 |
| Frangible shackle only | 11B20FF        | 21.00  |

\*Includes: padlock disassembly tool, three shackles and springs.

**NOTE** Chain options are not available on cable padlocks, weather covers, or padlocks with shroud.



M1



M5

# BEST Standard & Premium Cores

## How To Order

|    |   |   |   |     |
|----|---|---|---|-----|
| IC | 7 | A | 1 | 606 |
|----|---|---|---|-----|

| Core Type                          | Core Size           | Keyway                                 | Combining Code                 | Options                                | Finish  |
|------------------------------------|---------------------|--|--------------------------------|--|---------|
| IC – Standard                      | 6 – 6-pin (IC only) | Designate specific keyway (A, E, etc.) | 1 – Uncombined                 | B* – Pick & drill resistant (ICD only) | 605 606 |
| ICD – Drill resistant              | 7 – 7-pin           |  | 2 – Combined (B, W, P options) | K* – Key trap (IC only)                | 611 612 |
| ICDP – Drill resistant Premium     |                     |  |                                | P* – Pick resistant                    | 613 625 |
| ICP – Premium                      |                     |  |                                | T* – Key retained (6C & 6CP only)      | 626 690 |
| 2C** – Core for 8L mailbox         |                     |  |                                | W* – Wear resistant                    |         |
| 3C – Core for 8E cylinder          |                     |  |                                |  |         |
| 5C** – High security               |                     |  |                                |  |         |
| 6C – Core for 4S cylinders         |                     |  |                                |  |         |
| 6CP – Premium core for 4S cylinder |                     |  |                                |  |         |

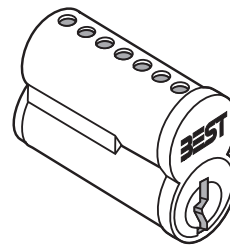
\*Indicates extra cost option, see below. \*\*Requires long blade key and only compatible with high security mortise cylinder.  
If combined, you must specify keymark and number of keys.  
Only compatible with high security mortise cylinder

| Description                  | Combining Code | Premium | Standard |
|------------------------------|----------------|---------|----------|
| <b>IC &amp; ICP Series</b>   |                |         |          |
| Uncombined                   | 1              | 76.00   | 68.00    |
| Combined                     | 2              | 123.00  | 106.00   |
| <b>ICD &amp; ICDP Series</b> |                |         |          |
| Uncombined                   | 1              | 110.00  | 102.00   |
| Combined                     | 2              | 157.00  | 140.00   |
| <b>2C &amp; 3C Series</b>    |                |         |          |
| Uncombined                   | 1              | N/A     | 72.00    |
| Combined                     | 2              | N/A     | 108.00   |
| <b>5C Series</b>             |                |         |          |
| Uncombined                   | 1              | N/A     | 98.00    |
| Combined                     | 2              | N/A     | 126.00   |
| <b>6C &amp; 6CP Series</b>   |                |         |          |
| Uncombined                   | 1              | 84.00   | 72.00    |
| Combined                     | 2              | 131.00  | 108.00   |

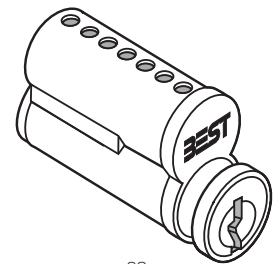
| Extra Cost Options*       | Option Code |     | Add-On |
|---------------------------|-------------|-----|--------|
| Pick &/or drill resistant | B,P         | N/A | 34.00  |
| Key trap                  | K           | N/A | 16.00  |
| Key retained              | T           | N/A | 16.00  |
| Wear resistant            | W           | N/A | 16.00  |

| Part Description            | Part No.     | Quantity Per Pkg. | Price Per Pkg. |
|-----------------------------|--------------|-------------------|----------------|
| Standard pin segments       | A0, A1 etc.  | 100               | 19.00          |
| Spool pin segments (Note 1) | A6, A7, etc. | 100               | 40.00          |
| Stainless steel segments    | A0, A1, etc. | 100               | 77.00          |
| Core caps (500 per pkg.)    | 2IC          | 500               | 28.00          |
| Core springs (500 per pkg.) | 22S          | 500               | 62.00          |

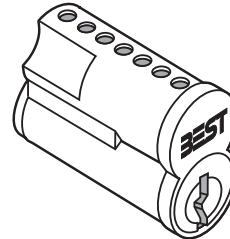
NOTE: Standard spool pin segments are available in the following sizes: A6, A7, A8, A9, B8, B10, C3, C4, C5, C6, D6, D8, E3, E4, E5, F6, F7, & F8. (B6 spool pin segments should not be used with 5C core)



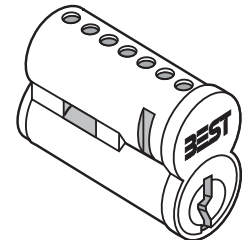
IC – 7-pin



2C  
(Requires long blade key)



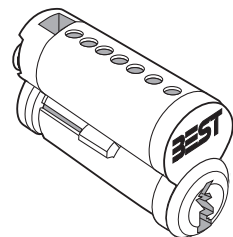
3C



5C  
(Requires long blade key)



6C



6CP

### How To Order

| ICB              | 7                            | B1     | 1              | 626             |   |
|------------------|------------------------------|--------|----------------|-----------------|---|
| Core Type        | Core Size                    | Keyway | Combining Code | Finish          | Style   |
| ICB – 150 Series | 6 – 6-pin (140 & 150 series) | B1 B6  | 1 – Uncombined | 626 – Simulated | 3840 – BEST I/C 6 pin 140 series<br>See the list below for other options. |
| ICK – 140 Series | 7 – 7-pin (150 series only)  | B2 B7  | 2 – Combined   | 606 – Simulated |   |
|                  |                              | B3 B10 |                |                 |   |

\*If combined, you must specify keymark and number of keys.

### ICB Series Peaks Cores

| Series Style                | Description                     | Combined | Uncombined |
|-----------------------------|---------------------------------|----------|------------|
| <b>Interchangeable Core</b> |                                 |          |            |
| 3856                        | BEST I/C 6-pin brass 150 Series | 150.00   | 90.00      |
| 3857                        | BEST I/C 7-pin brass 150 Series | 150.00   | 90.00      |

### ICK Series Peaks Cores

| Series Style                                      | Description  | Combined | Uncombined |
|---|--|----------|------------|
| <b>Interchangeable Core</b>                       |  |          |            |
| 3840  | BEST I/C 6-pin brass 140 Series  | 150.00   | 90.00      |
| <b>Conventional Cylinders (KIK = Key In Knob)</b> |  |          |            |
| 3404  | Corbin Russwin CK4200 grade, 1 knob & UT5200 unit lock   | 182.00   | 115.00     |
| 3406  | Arrow, LSDA, Schlage "06" kit includes 2 security bushings, 3 faced tailpieces   | 182.00   | 115.00     |
| 3408  | Sargent 7, 8 & 9 line knob   | 182.00   | 115.00     |
| 3410  | Sargent Kit for 6,10, 65 line and 2000 exit device line; includes security bushing and 2 fixed tailpieces (Use A and E bottom pins only) | 182.00   | 115.00     |
| 3454  | Yale 5300 grade 2 & 5400 grade 1 knob  | 182.00   | 115.00     |
| 3455  | Corbin Russwin CL3900 & Yale 5400LN grade 1 lever  | 182.00   | 115.00     |
| 3476  | Sargent 7600 Integra Lock  | 182.00   | 115.00     |
| 3495  | Falcon, Sargent & Weiser cyl. kit for small dia. plug faces; 3 fixed & 3 lost motion tailpiece (Use J or K bottom pins only)             | 182.00   | 115.00     |
| 3499*   | Peaks Universal "99" cyl. kit includes 3 fixed & 3 lost motion tailpieces (Use J or K bottom pins only)                                  | 174.00   | 111.00     |

\*The 3499 universal cylinder should be used for all Key in Knob applications except Falcon, Sargent, Weiser Locks and specialty applications listed above. Refer to the BEST Peaks Technical Manual for various KIK Tailpiece Configurations.

| <b>Removable Core</b> |                          |        |        |
|-----------------------|--------------------------|--------|--------|
| 6140                  | 6-pin Corbin Russwin R/C | 201.00 | 129.00 |
| 6240-6                | 6-pin Yale R/C           | 201.00 | 129.00 |
| 6340                  | 6-pin Medeco R/C         | 201.00 | 129.00 |
| 6440                  | 6-pin Schlage R/C        | 209.00 | 144.00 |
| 6540                  | 6-pin Sargent R/C        | 201.00 | 129.00 |

# BEST Preferred Patented Cores

## How To Order

| ICF   | 7                                     | 1P                                | 1  |                                  |  | 626  |
|---|---------------------------------------|-----------------------------------|--|----------------------------------|--|--|
| Core Type   | Core Size                             | Keyway                            | Combining Code                               | Style                            | Options  | Finish   |
| <b>ICF</b> – 150 Series Patented<br><b>3CF</b> – Core for 8E Cylinder 150 Series<br><b>6CF</b> – Core for 4S Cylinders 150 Series | <b>7</b> – 7-pin<br>(150 series only) | 1P<br>2P<br>7P<br>8P<br>9P<br>10P | <b>1</b> – Uncombined<br><b>2</b> – Combined | See list below for style options | <b>(150 Series only)</b><br><b>B*</b> – Pick & drill resistant (ICDF only)<br><b>K*</b> – Key trap<br><b>P*</b> – Pick resistant<br><b>T*</b> – Key retained (6CF only)<br><b>W*</b> – Wear resistant<br><b>D*</b> – Drill Resistant | <b>626**</b> – Simulated<br><b>606**</b> – Simulated<br><b>612</b> – Simulated<br><b>613</b> – Simulated |

\*Indicates extra cost option, see below  
 If combined, you must specify keymark and number of keys.

## ICF, ICDF, 3CF and 6CF Preferred Patented Cores

| Description  | Combined | Uncombined |
|--|----------|------------|
| <b>Interchangeable Core</b>                                      |          |            |
| ICF - BEST Preferred I/C 7-pin brass 150 series                  | 143.00   | 106.00     |
| ICDF - BEST Preferred drill resistant I/C 7-pin brass 150 series | 177.00   | 136.00     |
| 3CF - BEST Preferred I/C for 8E cylinder 7-pin brass 150 series  | 179.00   | 113.00     |
| 6CF - BEST Preferred I/C for 4S cylinder 7-pin brass 150 series  | 179.00   | 113.00     |

\*The 3499 universal cylinder should be used for all Key in Knob applications except Falcon, Sargent, Weiser Locks and specialty applications listed above. Refer to the BEST Peaks Technical Manual for various KIK Tailpiece Configurations.

| Extra Cost Options          | Option Code | Add-On |
|-----------------------------|-------------|--------|
| Pick and/or drill resistant | B, D, P     | 34.00  |
| Key Trap                    | K           | 16.00  |
| Key Retained                | T           | 16.00  |
| Wear Resistant              | W           | 16.00  |

# BEST CORMAX™ Patented Cores

# Cylinders/Keys/Cores

## How To Order – M Series

| ICM  | 7         | MJ     | 3                                | 1              | 626   |         |
|--|-----------|--------|----------------------------------|----------------|---|---------|
| Core Type  | Core Size | Keyway | Level                            | Combining Code | Options   | Finish  |
| ICM – CORMAX Core M Series                       | 6 – 6-pin | MJ     | 1 – Non-exclusive                | 1 – Uncombined | B* – Pick & drill resistant (ICDM combined core only) | 605 606 |
| ICDM – CORMAX Drill resistant (M Series only)    | 7 – 7-pin | MK     | 2 – Two-digit zip code exclusive | 2 – Combined   | K* – Key trap (ICM only)                              | 611 612 |
| 5CM** – CORMAX for High security (M Series only) |           | ML     | 3 – One digit zip code exclusive |                | P* – Pick resistant                                   | 613 625 |
| 6CM – CORMAX Core for 4S cylinder                |           | MM     | 4 – National exclusive           |                | T* – Key retained (6CM only)                          | 626 690 |
|  |           |        |                                  |                | W* – Wear resistant                                   |         |

\*Indicates extra cost option, see below

\*\*Only compatible with high security mortise cylinders

If combined, you must specify keymark and number of keys.

## How To Order – X Series

| ICX   | 7         | XI           | W                                | 1                       | 626   |         |
|---|-----------|--------------|----------------------------------|-------------------------|---|---------|
| Core Type                                     | Core Size | Keyway       | Level                            | Combining Code          | Options   | Finish  |
| ICX – CORMAX Core X Series                    | 6 – 6-pin | XI.X32, etc. | W – Non-exclusive                | 1 – Uncombined          | B* – Pick & drill resistant (ICDX combined core only) | 605 606 |
| ICDX – CORMAX Drill resistant (X Series only) | 7 – 7-pin |              | X – Two-digit zip code exclusive | 2 – Combined (B Option) | P* – Pick resistant                                   | 611 612 |
| 6CX – CORMAX Core for 4S cylinder             |           |              | Y – One digit zip code exclusive |                         | W* – Wear resistant                                   | 613 625 |
|   |           |              | Z – National exclusive           |                         |   | 626 690 |

\*Indicates extra cost option, see below

\*\*Only compatible with high security mortise cylinder

If combined, you must specify keymark and number of keys.

| Description               | Combining Code | Cormax |
|---------------------------|----------------|--------|
| <b>ICM / ICX Series</b>   |                |        |
| Uncombined                | 1              | 90.00  |
| Combined                  | 2              | 123.00 |
| <b>ICDM / ICDX Series</b> |                |        |
| Uncombined                | 1              | 124.00 |
| Combined                  | 2              | 157.00 |
| <b>5CM Series</b>         |                |        |
| Uncombined                | 1              | 102.00 |
| Combined                  | 2              | 127.00 |
| <b>6CM Series</b>         |                |        |
| Uncombined                | 1              | 95.00  |
| Combined                  | 2              | 124.00 |
| <b>6CX Series</b>         |                |        |
| Uncombined                | 1              | 95.00  |
| Combined                  | 2              | 124.00 |

### NOTES

1: M Series key ways are backward compatible with Standard key ways of the same letter.

2: X Series key ways are NOT backward compatible.

3: Please contact factory for information regarding all security levels for the M and X Series. Levels 2, 3 and 4 require Masterkey Department authorization.

4: Match key keyways level to core key way level.

| Extra Cost Options*       | Option Code | Add-On |
|---------------------------|-------------|--------|
| Pick &/or drill resistant | P & B       | 34.00  |
| Key trap                  | K           | 16.00  |
| Key retained              | T           | 16.00  |
| Wear resistant            | W           | 16.00  |

| Part Description            | Part No.     | Quantity Per Pkg. | Price Per Pkg. |
|-----------------------------|--------------|-------------------|----------------|
| Standard pin segments       | A0, A1 etc.  | 100               | 19.00          |
| Spool pin segments (Note 1) | A6, A7, etc. | 100               | 40.00          |
| Stainless steel segments    | A0, A1, etc. | 100               | 77.00          |
| Core caps (500 per pkg.)    | 21C          | 500               | 28.00          |
| Core springs (500 per pkg.) | 22S          | 500               | 62.00          |

NOTE: Standard spool pin segments are available in the following sizes: A6, A7, A8, A9, B8, B10, C3, C4, C5, C6, D6, D8, E3, E4, E5, F6, F7, & F8. (B6 spool pin segments should not be used with 5C core.)

# D Series Service Equipment

## Auxiliary Locks

The security items in this series are available only to registered BEST Masterkey System owners. The restriction is for the purpose of avoiding proliferation of equipment that could be used to compromise the security of such systems.

| Description  | Catalog No.   | Price    |
|--|---------------|----------|
| <b>AD Series - Key Equipment</b>                           |               |          |
| Key combinator (Standard & CORMAX)                         | AD433*        | 8,193.00 |
| Key combinator—Premium                                     | AD433P*       | 9,407.00 |
| Key carriage (Standard & CORMAX M Series keyways)          | AD434         | 1,280.00 |
| Key carriage—Premium                                       | AD434P        | 1,068.00 |
| Key combinator system conversion                           | Call to Order | 1,062.00 |
| Key cut indicator (in CD431 Kit)                           | AD501*        | 65.00    |
| Key calibrator (mechanical)                                | AD502         | 1,318.00 |
| Key calibrator (digital)                                   | AD502D        | 3,373.00 |
| Key stamping plate (55 standard keys)                      | AD504A        | 2,904.00 |
| <b>BD Series - Padlock Equipment</b>                       |               |          |
| Assembly kit complete                                      | BD640         | 691.00   |
| Tweezers—6" (in BD640 Kit)                                 | BD641         | 46.00    |
| Shackle plug tool (in BD640 Kit)                           | BD642         | 497.00   |
| Holding plate (in BD640 Kit)                               | BD643         | 165.00   |
| Rivet flaring tool   | BD650         | 420.00   |
| Storage hook (41B & 61B)                                   | BD651         | 34.00    |
| Padlock disassembly tool (11B, 21B, 41B)                   | BD654         | 296.00   |
| Lockout  | BD655         | 40.00    |
| Lockout ties (pkg. of 50)                                  | BD656A        | 61.00    |
| Corrosion free lubricant - 2 oz Squeeze Bottle             | BD670         | 65.00    |
| Corrosion free lubricant - 28.74 oz Refill                 | BD680         | 140.00   |
| <b>CD Series - Core Equipment</b>                          |               |          |
| Combining kit complete                                     | CD431*        | 1,635.00 |
| Combining bin  | CD433         | 659.00   |
| Stamping plate—face only (87 cores)                        | CD504B        | 2,904.00 |
| Stamping plate—side only (50 cores)                        | CD504C        | 2,904.00 |
| Core capping / decapping press                             | CD517         | 4,407.00 |
| Graphite gun   | CD535         | 57.00    |
| Graphite—1 lb. container                                   | CD535A        | 93.00    |
| Capping / decapping block for IC 150 (in CD431 Kit)        | CD540         | 334.00   |
| Hand capping pin for use with capping block (in CD431 Kit) | CD547         | 47.00    |
| Ejector pin (in CD431 Kit)                                 | CD548         | 34.00    |
| Tweezers—3" (in CD431 Kit)                                 | CD549         | 11.00    |
| Combining bin kit  | CD435         | 3,290.00 |
| <b>DD Series - Combining Equipment</b>                     |               |          |
| Letter dies—1/16" or 3/32"                                 | DD502         | 420.00   |
| Number dies—1/16" or 3/32"                                 | DD503         | 150.00   |
| Core / key marking block (1 core & key)                    | DD513         | 334.00   |
| Core / key marking plate (5 cores & 10 keys)               | DD514         | 853.00   |
| Magnetic strip (2 ea. in DD514)                            | DD514A        | 8.50     |
| Combining hammer with plastic head                         | DD550         | 205.00   |
| Plastic heads (for DD550)                                  | DD551         | 65.00    |

\*Specify A2, A3 or A4 keying system

| Description                                      | Catalog No. | Price    |
|--|-------------|----------|
| <b>ED Series - Cylinder Equipment</b>            |             |          |
| Mortise cylinder wrench                          | ED211       | 78.00    |
| Mortise cylinder assembly tool                   | ED212       | 133.00   |
| Thread repair die 1E cylinder                    | ED221       | 909.00   |
| Cylinder cam testing tool                        | ED222       | 82.00    |
| 3E Cylinder hole tap                             | ED224       | 784.00   |
| 1E Cylinder hole tap                             | ED225       | 784.00   |
| Eurocylinder wrench                              | ED801       | 272.00   |
| 5E Combining kit complete (Note 1)               | 5ED250      | 1,749.00 |
| 5E Thread tap—3/4" x 24                          | 5ED253      | 355.00   |
| 5E Capping block (in 5ED250 Kit)                 | 5ED261      | 517.00   |
| 5E Cap depressor (in 5ED250 Kit)                 | 5ED262      | 147.00   |
| <b>KA Series - Door Adaptor Kits</b>             |             |          |
| Mortise to cylindrical 1" faceplate              | 62KA2A      | 153.00   |
| Mortise to cylindrical 1-1/8" faceplate          | 83KA2A      | 157.00   |
| Wrap-around 2-3/8" backset (160)                 | 62KA2B      | 153.00   |
| Wrap-around 2-3/4" backset (161)                 | 83KA2B      | 157.00   |
| <b>KD Series - Cylindrical/Tubular Equipment</b> |             |          |
| 9K Throughbolt drill jig                         | KD303       | 16.00    |
| Boring jig kit complete                          | KD304A      | 1,953.00 |
| 2-1/8" spur drill bit                            | KD309       | 659.00   |
| Faceplate marking chisel (160)                   | KD312       | 183.00   |
| Faceplate marking chisel (161) 1-1/8"            | KD315       | 183.00   |
| 8K Spanner wrench                                | KD316       | 16.00    |
| 9K Spanner wrench                                | KD317       | 16.00    |
| 1" auger bit                                     | KD318       | 150.00   |
| Strike plate locating pin                        | KD325       | 65.00    |
| Return spring loading tool                       | KD340       | 127.00   |
| <b>Knob Adaptation Cut-Off Fixtures For:</b>     |             |          |
| Schlage D Series                                 | KD352S      | 342.00   |
| Yale #5400                                       | KD351Y      | 342.00   |

NOTES:

1. Specify A2, A3 or A4 keying system.

2. Specify door thickness (630 finish only).



## D Series Service Equipment (continued)

## Auxiliary Locks

The security items in this series are available only to registered BEST Masterkey System owners. The restriction is for the purpose of avoiding proliferation of equipment that could be used to compromise the security of such systems.

| Description  | Catalog No.                     | Price    |
|--|---------------------------------|----------|
| <b>140 Series Bottom Pins</b>  |                                 |          |
| A2 Bottom pins (except for 6140, 6440, & 6540 RC, and KIK cylinders)     | A2A0 thru A2A9                  | 34.00    |
| A2 Bottom pins for 6140 & 6540 RC, and KIK cylinders                     | A2J0 thru A2J9                  | 34.00    |
| A4 Bottom pins (except for 6140, 6440, & 6540 RC, and KIK cylinders)     | A4E0 thru A4E5                  | 34.00    |
| A4 Bottom pins for 6140 & 6540 RC, and KIK cylinders                     | A4K0 thru A4K5                  | 34.00    |
| A2 Bottom pins for 6440 removable cores                                  | A2X0 thru A2X9                  | 34.00    |
| <b>140 Series Top Pins</b>   |                                 |          |
| A2 Top pins for all products (except 6440 removable core)                | Use BEST top pins (see page 20) | N/A      |
| A4 Top pins for all products (except 6440 removable core)                | Use BEST top pins (see page 20) | N/A      |
| A2 Top pins for 6440 removable core                                      | A2W2 thru A2W19                 | 34.00    |
| <b>Patent Top &amp; Bottom Pins</b>                                      |                                 |          |
| Patent top pins for all IC and RC cylinders                              | PT1                             | 88.00    |
| Patent top pins for KIK cylinders  | PT2                             | 88.00    |
| Patent bottom pins (except for 6140, 6440, & 6540 RC, and KIK cylinders) | PB1                             | 88.00    |
| Patent bottom pins for 6140 & 6540 RC, and KIK cylinders                 | PB2                             | 88.00    |
| <b>Timing Pins</b>   |                                 |          |
| Timing pin for 6340 and 6540 RC cylinders                                | TP6312                          | 89.00    |
| <b>Segment Springs</b>   |                                 |          |
| Springs for all products except Schlage 6440 RC                          | SS4220                          | 119.00   |
| Springs for Schlage 6440 RC  | SS4010                          | 119.00   |
| <b>Spring Slide Covers</b>   |                                 |          |
| Spring cover for all KIK cylinders and 6440 RC                           | SC2000                          | 89.00    |
| Spring cover for 6140 & 6240 RC, mortise, and rim cylinders              | SC2005                          | 89.00    |
| Spring cover for 6340 and 6540 RC cylinders                              | SC2001                          | 89.00    |
| Caps for 3840 IC core  | Use BEST 2IC caps (see page 20) | N/A      |
| <b>Capping Tools</b>   |                                 |          |
| Staking fixture for KIK, mortise, and rim cylinders                      | CD4000                          | 871.00   |
| Staking fixture for IC, and all RC cylinders (except 6440 RC)            | CD6840                          | 871.00   |
| Staking tool for KIK, and all RC cylinders (except 6440 RC)              | CD4001                          | 411.00   |
| Staking fixture for 6440 RC cylinder                                     | CD6440                          | 439.00   |
| Staking tool for 6440 RC cylinder  | CD6401                          | 411.00   |
| Plug follower  | LT370                           | 76.00    |
| 140 & 150 key gage for both A2 and A4                                    | AD4050                          | 116.00   |
| <b>Pin Kits</b>  |                                 |          |
| Peaks universal A2 pin kit complete (Manufactured by KABA)               | CD5012                          | 2,205.00 |
| Peaks universal A4 pin kit complete (Manufactured by KABA)               | CD5004                          | 2,205.00 |
| Peaks Schlage 6440 RC A2 pin kit complete (Manufactured by KABA)         | CD5002                          | 2,205.00 |
| <b>AD Series - Key Equipment (You must purchase directly from BEST)</b>  |                                 |          |
| Key combinator - Peaks® 6-pin  | AD436*                          | 9,978.00 |
| Key combinator - Peaks® 7-pin  | AD437*                          | 9,978.00 |
| Key carriage - Peaks® 6-pin  | AD436K                          | 1,659.00 |
| Key carriage - Peaks® 7-pin  | AD437K                          | 1,659.00 |
| <b>Capping Tools (You must purchase directly from BEST)</b>              |                                 |          |
| 140 Series IC Capper/Decapper press                                      | CD517P                          | 4,340.00 |
| 140 IC Capping block only (order CD540 for 150 IC)                       | CD540P                          | 330.00   |
| 140 & 150 Key cut indicator (Peaks equipment)                            | AD4050                          | 116.00   |
| 140 & 150 IC Capping tool (for use with capping block)                   | CD547                           | 47.00    |

All 140 series keys and 150 series keys using B3 through B6 keyways require a key milling machine.

\*Specify A2 or A4 keying system.

# KRD Series Key Retaining Devices

## How To Order

| KRD-2       | UL-KRD-2    | S      |
|-------------|-------------|--------|
| Device type | Part number | Option |

| Description                             | Catalog number     | Price    |
|---|--------------------|----------|
| <b>BEST core models</b>                 |                    |          |
| KRD-2 BEST Core Model                   | UL-KRD-2           | 732.00   |
| KRD-2H Hybrid (Sargent/BEST Model)      | UL-KRD-2H SAR/BEST | 836.00   |
| KRD-2H Hybrid (BEST/Schlage FSIC Model) | UL-KRD-2H BEST/SCH | 836.00   |
| KRD-3 BEST Core Dual Function Model     | UL-KRD-3           | 1,080.00 |
| <b>Non-BEST Full size core models</b>   |                    |          |
| KRD-2 Corbin Russwin 6-pin IC           | UL-CR6-KRD-2       | 836.00   |
| KRD-2 Corbin Russwin 7-pin IC           | UL-CR7-KRD-2       | 836.00   |
| KRD-2 Medeco IC                         | UL-MED-KRD-2       | 836.00   |
| KRD-2 Sargent RC                        | UL-SAR-KRD-2       | 836.00   |
| KRD-2 Schlage FSIC                      | UL-SCH-KRD-2       | 836.00   |
| KRD-2 Yale 6-pin IC                     | UL-YA6-KRD-2       | 836.00   |
| KRD-2 Yale 7-pin IC                     | UL-YA7-KRD-2       | 836.00   |

| Extra Cost Options* | Option Code | Add-On |
|---------------------|-------------|--------|
| Switch              | S           | 261.00 |
| Security seal       | SS          | 236.00 |

\*Add option code to part number shown above.

# QU-I.C-SYSTEM Combinating Tool Packages

Auxiliary Locks

## How To Order

| BQDP                |  | A2             | 7         | Example: GM 8301836 CTL 4189250                               |
|---------------------|--|----------------|-----------|---|
| Package description |  | System Type    | Core size | System Code Information REQUIREMENT                           |
| Dedicated           | BQDP – Basic QU-I.C-KEY Dedicated Package        | A2 – A2 System | 6 – 6-pin | YES<br>System Grand Master and Control codes must be supplied |
|                     | PQDP – Professional QU-I.C-KEY Dedicated Package | A4 – A4 System | 7 – 7-pin |   |
| Universal           | BQUP – Basic QU-I.C-KEY Universal Package        | A2 – A2 System | 6 – 6-pin | NO<br>Code information is not necessary.                      |
|                     | PQUP – Professional QU-I.C-KEY Universal Package | A4 – A4 System | 7 – 7-pin |   |

| Description  | Catalog No.               | Price    |
|--|---------------------------|----------|
| <b>Dedicated Packages</b>  |                           |          |
| These QU-I.C-KEYS are permanently factory built specifically for just one key system. Grand master & Control codes are required. These tools are intended for long-term use by Institutional Locksmiths and others who continuously work with the same key system[s].            |                           |          |
| Basic dedicated package, includes: QKD, QLT-6 or QLT-7, QTT, OCT, QTJ, and OPT (see individual components listed below).   | BQDP-A2/A4-pin/GM & CTL * | 2,745.00 |
| Professional dedicated package, includes all components in the basic package, plus QTA, QPP and CKT-80 (see individual components listed below).   | PQDP-A2/A4-pin/GM & CTL * | 3,434.00 |
| <b>Universal Packages</b>  |                           |          |
| Using a blank QU-I.C-KEY and code strips, you get to custom build a QU-I.C-KEY for any A2 key system that you are working with. These kits are better suited for temporary use and re-use - not for longer term of continuous key system use. A4 System kits are also available. |                           |          |
| Basic universal package, includes: QKD, QLT-6 or QLT-7, QTT, OCT, QTJ, and OPT (see individual components listed below).   | BQUP-A2/A4-pin *          | 3,438.00 |
| Professional universal package, includes all components in the basic package, plus QPP, QTA and CKT-80 (see individual components listed below).   | PQUP-A2/A4-pin *          | 4,118.00 |
| <b>Individual Components</b>   |                           |          |
| Dedicated QU-I.C-KEY with viewing base (system information required)   | QKD-A2/A4-pin/GM & CTL    | 888.00   |
| Dedicated QU-I.C-KEY tool only (system information required)   | QKDT-A2/A4-pin/GM & CTL   | 672.00   |
| Universal QU-I.C-KEY with viewing base (specify A2 or A4 system)   | QKU-A2/A4                 | 1,639.00 |
| QU-I.C-LOAD tool (specify 6 or 7-pin cores)  | QLT-6 * or QLT-7 *        | 685.00   |
| QU-I.C-TEST tool   | QTT *                     | 940.00   |
| QU-I.C-CHEX Tool   | OCT *                     | 161.00   |
| QU-I.C-Tweez-jector  | QTJ                       | 257.00   |
| QU-I.C-Preamer   | OPT                       | 217.00   |
| QU-I.C-Power preamer   | QPP                       | 161.00   |
| QU-I.C-TEST Adapter (must be used with QTT)  | QTA                       | 363.00   |
| 12 Position Core & key tray  | CKT-12                    | 312.00   |
| 80 Position Core & key tray  | CKT-80                    | 641.00   |

\*Not compatible with the special I40 Series.

# E Series Cylinders

## How To Order

| IE           | 7   | 4             | C4   | RP3   | 626   |   |
|--------------|---|---------------|--|---|---|---|
| Series       | Core Housing  | Function Code | Length Code  | Cam or Spindle  | Rings   | Finish  |
| See Below*** | 0 – Dummy<br>6 – 6-pin<br>7 – 7-pin housing; accepts all BEST cores | See below     | Blank – Standard<br>22 – 1-3/8"<br>24* – 1-1/2"<br>up to 6"<br>(See length code below) | C4 – Standard cam<br>C181 – Adams Rite MS cam<br>S2 – Standard spindle<br>For a complete list of cams, see the next page. | RP – Rim cylinder<br>RP1 – Tapered cylinder<br>RP2 – 6-pin mortise<br>RP3 – 7-pin mortise<br>RP4 – 3E mortise<br>RP5 – 7-pin mortise<br>For special rings, see the catalog. | 626 690<br>622<br>Satin*<br>606 612<br>613 619<br>Bright*<br>605 611<br>625 |

\*Indicates extra cost; see below.

Must specify keymark and number of keys or designate L/C for less core.

\*\*\*IE Special Lengths only available on IE4 7-Pin

| Series/Description   | Function or Length Code | Complete With Combined Core |         |          | Less Core |
|--|-------------------------|-----------------------------|---------|----------|-----------|
|  |                         | Patented*                   | Premium | Standard |           |
| <b>1-5/32" Diameter Cylinders</b>                                      |                         |                             |         |          |           |
| IEE Standard rim   | 2                       | 225.00                      | 225.00  | 208.00   | 102.00    |
| Dummy Rim  | 2                       | N/A                         | N/A     | N/A      | 53.00     |
| IE Standard mortise  | 4                       | 238.00                      | 238.00  | 221.00   | 115.00    |
| Tapered mortise  | 6                       | 238.00                      | 238.00  | 221.00   | 115.00    |
| Dummy / mortise (0-pin)  | 04                      | N/A                         | N/A     | N/A      | 66.00     |
| IEA STD Turn knob-rim / ADA mortise (6-pin**)                          | A2/A4                   | N/A                         | N/A     | N/A      | 87.00     |
| ADA Turn knob-rim (6-pin**)  | A1                      | N/A                         | N/A     | N/A      | 164.00    |
| IEB Rim / mortise with dust cover                                      | B2/B4                   | 297.00                      | 297.00  | 280.00   | 174.00    |
| IEC Square head mortise  | C4                      | 297.00                      | 297.00  | 280.00   | 174.00    |
| IED Slabbed direct motion (7-pin**)                                    | D4                      | 297.00                      | 297.00  | 280.00   | 174.00    |
| IEE Slabbed lost motion (7-pin**) (Specify RH or LH hand.)             | E4                      | 297.00                      | 297.00  | 280.00   | 174.00    |
| IEF Standard lost motion (Note 1)                                      | F4                      | 297.00                      | 297.00  | 280.00   | 174.00    |
| IEG Hotel shifting cam   | G4                      | 297.00                      | 297.00  | 280.00   | 174.00    |
| IEJ High security—UL-listed (7-pin**)                                  | J4                      | 435.00                      | N/A     | 418.00   | N/A       |
| IEK High security—Non-UL (7-pin**)                                     | K4                      | 417.00                      | N/A     | 399.00   | 294.00    |
| <b>IE Series Special Length Mortise Cylinders</b>                      |                         |                             |         |          |           |
| 1-3/8"   | 22                      | 276.00                      | 276.00  | 259.00   | 153.00    |
| Each additional 1/8" (1-1/2" to 6") See catalog for lengths available. | 24 to 96*               | 7.60                        | 7.60    | 7.60     | 7.60      |
| <b>3E Series</b>   |                         |                             |         |          |           |
| Mortise-1-1/2" diameter (7-pin**)                                      | 4                       | 297.00                      | 297.00  | 280.00   | 174.00    |

\*Patented pricing shown is for CORMAX patented keying. Add \$20.00 for BEST Preferred patented keying.

\*\*Only Standard and CORMAX M Series keying available on IEJ and IEK cylinders.

| Length Code | Cylinder Length |
|-------------|-----------------|
| 22          | 1-3/8"          |
| 24          | 1-1/2"          |
| 26          | 1-5/8"          |
| 28          | 1-3/4"          |
| 30          | 1-7/8"          |
| 32          | 2"              |
| 34          | 2-1/8"          |
| 36          | 2-1/4"          |
| 40          | 2-1/2"          |
| 44          | 2-3/4"          |
| 48          | 3"              |
| 56          | 3-1/2"          |
| 64          | 4"              |
| 72          | 4-1/2"          |
| 80          | 5"              |
| 88          | 5-1/2"          |
| 92          | 5-3/4"          |
| 94          | 5-7/8"          |
| 96          | 6"              |

| *Extra Cost Option                | Add-On |
|-----------------------------------|--------|
| Satin finish—606, 612, 613, etc.  | 620    |
| Bright finish—605, 611, 625, etc. | 850    |

| Part Description                  | Part Number | Part Price | With Lock Add-On |
|-----------------------------------|-------------|------------|------------------|
| Standard rings                    | IER2, 3, 5  | 6.50       | 0.00             |
| Straight rings (Specify lengths.) | IER7        | 26.00      | 10.00            |
| Tapered rings (Specify lengths.)  | IER8        | 32.00      | 26.00            |
| Security rings (Specify lengths.) | IESR        | 97.00      | 0.00             |
| Spindles                          | IES2, 3     | 6.50       | 0.00             |
| Hex nut for IE                    | A00836      | 6.00       | 0.00             |
| Standard throw pins               | A40095      | 1.70       | 0.00             |
| Throw pins—Adams Rite MS Cam      | A20924      | 1.70       | 0.00             |

NOTE 1: Specify stop pin right or left of cam from back view.

# E Series Cylinders (continued)

## Auxiliary Locks

Use the following table to determine the kinds of cams available for IE, 3E and 5E cylinders.

### Cams Listing

| Cam Type   | Cams by Cylinder Type |  |        |        |        |      |      |        |        |        |  |
|------------|-----------------------|--|--------|--------|--------|------|------|--------|--------|--------|--|
|            | IE Cyl                |  |        |        | 3E Cyl |      |      | 5E Cyl |        |        |  |
| Cabinet    | C224                  | C225                                   | C228   |        |        |      |      |        | C2A    | C245   |  |
|            | C229                  | C235                                   | C238   | C241   |        |      |      |        | C4A    | C3     |  |
|            | C246                  | C248                                   | C249   | C250   |        |      |      |        | C2B    | C4B    |  |
|            | C253                  | C500 thru C509 (C500, C501, C502, etc) |        |        |        |      |      |        |        | A10281 |  |
|            | A04607                | A08854                                 | A10281 | A14154 |        |      |      |        | A21198 | A26344 |  |
| Cloverleaf | C118                  | C161                                   | C204   | C222   |        |      |      | C118   | C161   |        |  |
|            | C243                  | C254                                   | C256   | C258   |        |      |      |        |        |        |  |
|            | C265                  | C281                                   |        |        |        |      |      |        |        |        |  |
| Roller     | C142                  | C221                                   | C227   |        |        |      |      | A04533 |        |        |  |
|            | C240                  | C251                                   | A04533 |        |        |      |      |        |        |        |  |
| Straight   | C101                  | C103                                   | C110   | C115   | C121   | C123 | C124 |        |        |        |  |
|            | C127                  | C128                                   | C129   | C130   | C131   | C134 | C136 |        |        |        |  |
|            | C137                  | C143                                   | C148   | C152   | C162   | C165 | C169 |        |        |        |  |
|            | C171                  | C173                                   | C177   | C178   | C179   | C181 | C182 | C127   | C136   |        |  |
|            | C185                  | C186                                   | C187   | C191   | C193   | C200 | C203 | C208   | C210   |        |  |
|            | C208                  | C209                                   | C210   | C211   | C220   | C223 | C226 | C3     | C4     |        |  |
|            | C231                  | C233                                   | C234   | C239   | C242   | C247 | C252 |        |        |        |  |
|            | C4                    |  |        |        |        |      |      |        |        |        |  |
| Thumbturn  | C140                  | C410 thru (C401, C402, etc)            |        |        |        |      |      |        |        |        |  |
| Two-point  | C102                  | C114                                   |        |        |        |      |      |        |        |        |  |

Consult factory for pricing on cams.

# 5E and 8E Series Utility Cylinders (Cam Locks)

## Auxiliary Locks

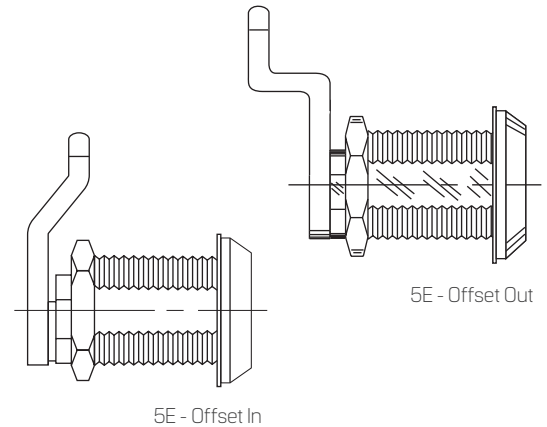
### How To Order

| 5E        | 7                      | A  | 1                              | C  | R708   | 4B   | 2I   | 12   | R                     | 90                                   | 626        |
|-----------|------------------------|--|--------------------------------|--|--|--|--|--|-----------------------|--------------------------------------|------------|
| Series    | Lock Body              | Keyway                                   | Combining Code                 | Cam Motion   | Ring Length  | Cam Type*  | Cam Length   | Mounting Position  | Cam Direction         | Degree of Rotation                   | Finish     |
| 5E – 3/4" | 6 – 6-pin<br>7 – 7-pin | Designate specific keyway (A, E, etc.)** | 1 – Uncombined<br>2 – Combined | A – Direct<br>B – Limited<br>C – Lost motion<br>D – Throw member drive | R701 – 1/16"<br>R702 – 1/8"<br>R703 – 3/16"<br>R704 – 1/4"<br>R705 – 5/16"<br>R706 – 3/8"<br>R707 – 7/16"<br>R708 – 1/2"<br>etc. | 1 – Fixed Straight<br>2A – Fixed offset in<br>2B – Fixed offset out<br>3 – Lost motion<br>4A – Lost motion offset in<br>4B – Lost motion offset out<br>D – Direct throw member | 10 – 5/8"<br>12 – 3/4"<br>14 – 7/8"<br>16 – 1"<br>and so forth in 1/16ths of an inch | 3 – 3 o'clock<br>6 – 6 o'clock<br>9 – 9 o'clock<br>12 – 12 o'clock | R – Right<br>L – Left | 90 – 90°<br>180 – 180°<br>360 – 360° | 626<br>Std |

\*See the previous page for other compatible 5E cams.  
If combined, you must specify keymark and number of keys.  
\*\*5E cylinders available in Standard and Premium keyways only.

| Description   | Combining Code | Price Complete |
|---------------|----------------|----------------|
| 5E–Uncombined | 1              | 111.00         |
| 5E–Combined   | 2              | 147.00         |

| Part Description        | Part Number | Part Price |
|-------------------------|-------------|------------|
| Cams                    | 5EC1, etc.  | 22.00      |
| Slide cap–6-pin         | 5ECP6       | 2.40       |
| Slide cap–7-pin         | 5ECP7       | 2.40       |
| Cam screws              | 5ECS        | 4.20       |
| Hex nut 3/4"            | 5EH         | 7.60       |
| Cam screw lock washer   | 5ELW        | 4.20       |
| Rings [Specify length.] | 5ER7        | 11.00      |
| Springs [box of 500]    | 5ES1        | 64.00      |
| Lock body washer        | 5EW         | 4.20       |



| Description                      | Catalog Number | Complete With Combined Core |         |          | Less Core |
|----------------------------------|----------------|-----------------------------|---------|----------|-----------|
|                                  |                | Patented*                   | Premium | Standard |           |
| <b>8E Series Eurocylinders</b>   |                |                             |         |          |           |
| Single cylinder–elliptical***    | 8EA7A5         | N/A                         | N/A     | 261.00   | 153.00    |
| Double cylinder–elliptical***    | 8EA7A6         | N/A                         | N/A     | 400.00   | 184.00    |
| Single cylinder–profile****      | 8EE7E4         | N/A                         | N/A     | 400.00   | 292.00    |
| Double cylinder–profile****      | 8EE7E5         | N/A                         | N/A     | 531.00   | 315.00    |
| Cylinder x turn knob–profile**** | 8EE7E8         | N/A                         | N/A     | 552.00   | 446.00    |
| Union single cylinder*****       | 8EH7H5         | 354.00                      | 354.00  | 349.00   | 243.00    |
| Union double cylinder*****       | 8EH7H6         | 536.00                      | 536.00  | 519.00   | 307.00    |
| Union cylinder x turn knob*****  | 8EH7H7         | 382.00                      | 382.00  | 377.00   | 271.00    |
| Union cylinder x lever turn***** | 8EH7H8         | 477.00                      | 477.00  | 475.00   | 369.00    |

\*To order 8EE7E5, you must specify the ring length and critical dimensions. Refer to the catalog section "Cylinders."

\*\*Patented pricing shown is for CORMAX patented keying system. Add \$20.00 for BEST preferred patented keying.

\*\*\*Available in 605,606,619,625,626 finishes

\*\*\*\*Available in 606,613,619,626 finishes

\*\*\*\*\*Available in 606,625,626 finishes

ATTENTION: Locksets that secure both sides of the door are controlled by building codes and the Life Safety Code. Delay in unlocking for rapid emergency exit could be hazardous or even fatal.

| Description  | Product Number | List Price |
|--|----------------|------------|
| Keystone Web - New License   | KSWN           | 6,482.00   |
| Keystone Web - Upgrade (For existing users with Keystone 600 software) | KSWUP          | 3,243.00   |

| Description   | Product Number | List Price |
|---|----------------|------------|
| Importing code files for entire masterkey system: 1-5 files   | IMPKSW-1       | 1,585.00   |
| Importing code files for entire masterkey system: 6-10 files  | IMPKSW-1A      | 2,696.00   |
| Importing code files for entire masterkey system: 11-15 files   | IMPKSW-1B      | 4,584.00   |
| Importing code files for entire masterkey system: 16 or more files  | IMPKSW-1C      | 7,792.00   |
| Additions Import * - Importing code files for additions to systems existing within customer's Keystone Web (system additions of less than 10 masters) | IMPKSW-2       | 328.00     |

\*Any additions import consisting of more than 10 masters will require IMPKSW-1  
 Every import order must be accompanied by an import order form. The import form is located on bestaccess.com under Keystone web resources or ask your dormakaba USA sales representatives for a copy.

NOTES: Keystone Web software will support both network and standalone installations  
 Keystone Web comes without any information loaded. Code Import files have to be ordered to import code data  
 For existing customers, migration tool is included with the software to migrate data into the new application during upgrade.  
 There is no additional charge for migrating existing user data in older version of Keystone to Keystone Web.  
 All orders will require following information: End User Company/Facility Name, End User Name, End User Email.

# 45H Series Mortise Locks

# Mortise Locks

Federal Spec. 86

ANSI Series 1000

## How To Order

| 45H                         | 7   | R   | 14   | H   | 626  | RH                     |  |
|-----------------------------|---|---|--|---|--|------------------------|--|
| Series                      | Core Housing  | Function Code   | Lever Style  | Trim Style  | Finish   | Door Hand              | Options  |
| 45H – Standard mortise lock | 0** – Less cylinder (non-keyed or dummy trim)<br>7 – 7-pin housing accepts all BEST cores | A – Office<br>D – Storeroom<br>L – Privacy<br>N – Passage<br>R – Classroom<br>SV – Security vestibule*<br>T – Dormitory etc.<br>See below | 3 – Solid tube/return<br>12* – Solid tube/no return<br>14 – Curved/return<br>15 – Contour/angle return<br>16 – Curved/no return<br>17R* – Gull wing RH<br>17L* – Gull wing LH<br><b>Knobs:</b><br>4 – Round<br><b>Decorative*</b><br><b>OEM****</b> - Service (less lever)** | H – 2-3/4" dia<br>R – 2-3/4" dia.<br>S – 3-1/2" dia<br>J* – wrought<br>M* – forged (concealed cylinder; N trim invalid on non-keyed and double keyed functions) | 618 626<br>630***<br>690 622<br>626AM*<br>630AM*<br><b>Satin*</b><br>606 612<br>613 619<br><b>Bright*</b><br>605 611<br>625 629*** | RH<br>RHR<br>LH<br>LHR | 7/8** – 7/8" lip-to-center strike<br>LL* – Lead lined<br>SH* – Security head screws<br><b>Thick Door*</b> – Specify thickness if other than 1-3/4"<br><b>TAC/B*</b> – Tactile both levers/knobs<br><b>TAC/O*</b> – Tactile outside lever/knob<br><b>TAC/I*</b> – Tactile inside lever/knob<br><b>VIN*</b> – Visual Keyed Indicator Option<br><b>VIT*</b> – Visual Thumb-Turn Indicator Option<br><b>VIB*</b> – Double Visual Indicator Option<br><b>VT*</b> – Vandal Trim<br><b>WS</b> – Windstorm Label (Florida Building Code) |

\*Indicates extra cost option

\*\*Indicates cost deduction. Must specify keymark and number of keys or designate L/C for less core.

### 3 - no options available for SV function

NOTE: VIN option only compatible with H, R and J trim styles

VIT options only compatible with H, R, S, J & M trim styles

VIB option only compatible with H, R & J trim styles

OEM option is only compatible with H, R and S Trim Styles.

Decorative levers are considered special order items that may have extended lead times. Consult factory for lead times.

Available decorative levers: 50-53, 55, 60, 62-63, 65, 69, 75, 79-81, and 89

Universal locks can only be ordered with sectional (rose) trim. If escutcheon (J/M/N) trim is needed, order a three-part lock.

| Function Description                     | Function Code            | Complete With Combined Core |          |          | Less Core |
|--|--------------------------|-----------------------------|----------|----------|-----------|
|  |                          | Patented*                   | Premium  | Standard |           |
| <b>Single Keyed:</b>                     |                          |                             |          |          |           |
| Latch                                    | A, AT, D, R              | 1,491.00                    | 1,491.00 | 1,474.00 | 1,368.00  |
| Deadbolt                                 | AB, B, BA, BW, T, TA, TD | 1,532.00                    | 1,532.00 | 1,515.00 | 1,409.00  |
| Holdback                                 | RHB                      | 1,515.00                    | 1,515.00 | 1,498.00 | 1,392.00  |
| Hotel                                    | H, HJ                    | N/A                         | N/A      | 1,687.00 | 1,581.00  |
| Deadlock                                 | AD, YD                   | 677.00                      | 677.00   | 660.00   | 554.00    |
| Deadlock-Classroom                       | RD                       | 759.00                      | 759.00   | 742.00   | 636.00    |
| <b>Double Keyed:</b>                     |                          |                             |          |          |           |
| Latch                                    | C, INL, W                | 1,735.00                    | 1,735.00 | 1,701.00 | 1,489.00  |
| Deadbolt                                 | G, IND, S, INA           | 1,782.00                    | 1,782.00 | 1,748.00 | 1,536.00  |
| Holdback                                 | CHB                      | 1,782.00                    | 1,782.00 | 1,748.00 | 1,536.00  |
| Deadlock                                 | WD                       | 919.00                      | 919.00   | 885.00   | 673.00    |
| <b>Keyless:</b>                          |                          |                             |          |          |           |
| Passage                                  | N                        | N/A                         | N/A      | N/A      | 1,082.00  |
| Privacy (Latch)                          | LT                       | N/A                         | N/A      | N/A      | 1,243.00  |
| Privacy (Deadbolt)                       | L, LB                    | N/A                         | N/A      | N/A      | 1,279.00  |
| Exit                                     | NX                       | N/A                         | N/A      | N/A      | 1,243.00  |
| Single Dummy                             | 1DT                      | N/A                         | N/A      | N/A      | 472.00    |
| Double Dummy                             | 2DT                      | N/A                         | N/A      | N/A      | 833.00    |
| <b>Universal Functions</b>               |                          |                             |          |          |           |
| Latch                                    | UNR**                    | 1,488.00                    | 1,488.00 | 1,471.00 | 1,365.00  |
| Deadbolt                                 | UNT, UNAB**              | 1,515.00                    | 1,515.00 | 1,498.00 | 1,392.00  |
| <b>Other Functions</b>                   |                          |                             |          |          |           |
| Security Vestibule (see important below) | SV                       | 2,047.00                    | 2,047.00 | 2,013.00 | 1,801.00  |

\*Patented pricing show is for CORMAX patented keying. Add \$20.00 for BEST Preferred patented keying.

\*\* Not available on #17 levers.

Price includes lock case, faceplate and strike package. Refer to 45H for complete mortise cylinder pricing.

NOTE: 47H Series must be keyed at the factory unless the K option is ordered.

**IMPORTANT: Openings utilizing the Security Vestibule function do not allow for free egress, potentially causing a life safety issue in the event of an emergency. Installation should be in accordance with all local building codes and in locations where there are accessible means of free egress.**



## 45H Series Mortise Locks (continued)

## Mortise Locks

| Extra Cost Options*              | Option Code             | Per Lock |
|----------------------------------|-------------------------|----------|
| Satin finishes (per lock)        | 606, 612, 613, 619 etc. | 52.00    |
| Bright finishes (per lock)       | 605, 611, 625, etc.     | 92.00    |
| UltraShield antimicrobial finish | 626AM, 630AM            | 97.00    |
| Wrought trim                     | J                       | 23.00    |
| Thick door                       | Specify thickness       | 131.00   |
| Tactile both levers/knobs**      | TAC/B                   | 183.00   |
| Tactile outside lever/knob**     | TAC/O                   | 97.00    |
| Tactile inside lever/knob**      | TAC/I                   | 97.00    |
| Lead lined                       | LL                      | 351.00   |
| Forged trim                      | M, N                    | 147.00   |
| Security head screws             | SH                      | 37.00    |
| 7/8" Lip-to-center strike        | 7/8 LTC                 | 37.00    |
| Vandal trim - 630 finish***      | VT                      | 225.00   |
| Vandal trim - other finishes***  | VT                      | 175.00   |
| Visual Indicator****             | VIN                     | 70.00    |
| Visual Indicator Thumb-Turn      | VIT                     | 107.00   |
| Double Visual Indicator          | VIB                     | 174.00   |
| 12, 17 Lever Design              | 12, 17                  | 103.00   |
| Decorative Lever Design          | 50 to 91                | 319.00   |

| Cost Deductions**                                 | Option Code | Deduct |
|---|-------------|--------|
| Less cylinder option (Deduct from complete price) | 0           | 84.00  |
| OEM - Service (Less lever/trim)*****              | OEM         | 28.00  |

\*Indicates extra cost option.

\*\*Not available on #17 levers.

\*\*\*Available only with #14 and #15 levers. Only #14 lever complies with California State Fire Marshal Code.

\*\*\*\*VIN option only compatible with H, R and J Trim Styles.===

\*\*\*\*\*PRODUCT NOTE: The BHMA listed lock with trim from another manufacturer in this price book is not being offered as a BHMA listed product. We cannot ensure the compatibility of our lock with any third party product and such products have not been tested as a combined unit. Please see BEST warranty for further details.

# 47H Series High Security Mortise Lock

Mortise Locks

Federal Spec. 86

ANSI Series 1000

## How To Order

| Series   | Core Housing                           | Function Code  | Lever Style   | Trim Style  | Finish                         | Door Hand              | Options  |
|--|--|--|---|---|--------------------------------|------------------------|--|
| 47H – Lever/ Knob – High Security mortise lock | 7 – 7-pin housing accepts 5C core only | A – Office<br>D – Storeroom<br>R – Classroom<br>T – Dormitory etc. | <b>Levers:</b><br>3 – Solid tube/return<br>12* – Solid tube/no return<br>14 – Curved/return<br>15 – Contour/angle return<br>16 – Curved/no return<br>17* – Gull wing<br><b>Knobs:</b><br>4 – Round<br><b>Decorative*</b><br>50 – 9J | H*** – 2-3/4" dia<br>R*** – 2-3/4" dia<br>S*** – 3-1/2" dia<br>M – Forged | 626<br>630<br>626AM*<br>630AM* | RH<br>RHR<br>LH<br>LHR | 7/8"* – 7/8" Lip-to-center strike<br>K – Non UL cylinder<br>LL* – Lead lined<br>TAC/B* – Tactile both levers/knobs<br>TAC/O* – Tactile outside lever/knob<br>TAC/I* – Tactile inside lever/knob<br>Thick Door* – specify thickness if other than 1-3/4"<br>VT* – Vandal Trim<br>WS – Windstorm Label (Florida Building Code) |

EXTRA COST OPTIONS\* See 45H section.

\*\* Indicates cost deduction, see 45H section. Must specify keymark and number of keys.

\*\*\* To maintain the UL437 standard for high security locks, order only M trim. Using H, R or S trim does not meet the UL437 standard.

| Function Description | Function Code            | Patented* | Standard |
|----------------------|--------------------------|-----------|----------|
| <b>Single Keyed:</b> |                          |           |          |
| Latch                | A, AT, D, R              | 1,814.00  | 1,813.00 |
| Deadbolt             | AB, B, BA, BW, T, TA, TD | 1,867.00  | 1,866.00 |
| Deadlock             | AD, YD                   | 1,130.00  | 1,129.00 |
| Deadlock-Classroom   | RD                       | 1,218.00  | 1,217.00 |
| <b>Double Keyed:</b> |                          |           |          |
| Latch                | C, INL, W                | 2,208.00  | 2,206.00 |
| Deadbolt             | G, IND, S, INA           | 2,272.00  | 2,270.00 |
| Deadlock             | WD                       | 1,545.00  | 1,543.00 |

\*Patented pricing shown is for CORMAX M Series patented keying system only. Add \$20.00 for BEST Preferred Keying.

# 48H and 49H Series Mortise Deadlocks

Mortise Locks

## How To Order

| 48H   | 7  | K             | 626   |   |
|---|--|---------------|---|---|
| Series  | Core Housing   | Function Code | Finish  | Options   |
| <b>48H</b> – Standard<br><b>49H**</b> – High security | <b>0</b> – Less cylinder (48H only)<br><b>7</b> – 7-pin housing<br>48H accepts all BEST cores<br><b>49H</b> accepts 5C core only | See below     | 622 626<br>690<br>626AM*<br><b>Satin*</b><br>606 612<br>613 619<br><b>Bright*</b><br>605 611<br>618 625<br><b>49H</b><br>626 only | <b>K</b> – IE7K4 high security cylinder (non UL) for 49H only<br><b>LL*</b> – Lead lined<br><b>SH*</b> – Security head screws<br><b>Thick Door*</b> – Specify thickness if other than 1-3/4"<br><b>WS</b> – Windstorm Label (Florida Building Code) |

\*Indicates extra cost option; see below.

\*\*49H is keyed at the factory unless the K option is ordered.

NOTE: Must specify keymark and number of keys or designate L/C for less core.

Security Head screws provided standard on 49H.

| Function Description        | Function Code | Patented* | Premium | Standard | Less Core |
|-----------------------------|---------------|-----------|---------|----------|-----------|
| <b>48H Series</b>           |               |           |         |          |           |
| Single cylinder             | K, L          | 671.00    | 671.00  | 654.00   | 548.00    |
| Single cylinder - Classroom | R**           | 749.00    | 749.00  | 732.00   | 626.00    |
| Double cylinder             | M             | 907.00    | 907.00  | 873.00   | 661.00    |
| <b>49H Series</b>           |               |           |         |          |           |
| Single cylinder             | K, L          | 1,388.00  | N/A     | 1,261.00 | N/A       |
| Single cylinder-Classroom   | R**           | 1,474.00  | N/A     | 1,347.00 | N/A       |
| Double cylinder             | M             | 1,765.00  | N/A     | 1,511.00 | N/A       |

\*Patented pricing shown is for CORMAX M Series patented keying system only. Add \$20.00 for BEST Preferred Keying.

For 49H, pricing reflects the 5C high security core for standard and the 5CM high security CORMAX core for patented.

\*\*Handing (LH or RH) must be specified when ordering a "R" function. Indicate "LH" for LH/LHR door handing and "RH" for RH/RHR door handing.

| Extra Cost Options*              | Option Code         | Add-On |
|----------------------------------|---------------------|--------|
| Satin finishes                   | 606, 612, 613, etc. | 52.00  |
| Bright finishes                  | 605, 611, 625, etc. | 92.00  |
| UltraShield antimicrobial finish | 626AM, 630AM        | 97.00  |
| Security head screws (48H)       | SH                  | 37.00  |
| Thick door (48H only)            | Specify thickness   | 131.00 |
| Lead lined                       | LL                  | 351.00 |

# 40H Series Mortise Components

Federal Spec. 86

# Mortise Locks

ANSI Series 1000

## How To Order - Case Only

| Series                         | Function Code  | Finish                                       | Options   |
|--------------------------------|--|--|---|
| 45HCA - Mortise lock case only | A - Office<br>D - Storeroom<br>R - Classroom<br>T - Dormitory etc. | 626<br>630<br>622<br>690<br>626AM*<br>630AM* | SH* - Security head screws<br>7/8** - 7/8" Lip-to-center strike<br><b>(Handling):</b><br>RH LH<br>RHR LHR |
|                                |  | Satin*<br>606<br>612<br>613<br>619<br>618    |   |
|                                |  | Bright*<br>605<br>611<br>625<br>629          |   |

\*Indicates extra cost option.

## 45HCA Case Only:

| Function Description       | Function Code            | Price  |
|----------------------------|--------------------------|--------|
| <b>Single Keyed:</b>       |                          |        |
| Latch                      | A, AT, D, R              | 586.00 |
| Deadbolt                   | AB, B, BA, BW, T, TA, TD | 635.00 |
| Holdback                   | RHB                      | 596.00 |
| Hotel                      | H, HJ                    | 635.00 |
| Deadlock                   | AD, YD                   | 406.00 |
| Deadlock-Classroom         | RD                       | 370.00 |
| <b>Double Keyed:</b>       |                          |        |
| Latch                      | C, INL, W                | 586.00 |
| Deadbolt                   | G, IND, S, INA           | 635.00 |
| Holdback                   | CHB                      | 596.00 |
| Deadlock                   | WD                       | 406.00 |
| <b>Keyless</b>             |                          |        |
| Passage                    | N                        | 457.00 |
| Privacy (Latch)            | LT                       | 586.00 |
| Privacy (Deadbolt)         | L, LB                    | 635.00 |
| Exit                       | NX                       | 586.00 |
| <b>Universal Functions</b> |                          |        |
| Latch                      | UNR                      | 586.00 |
| Deadbolt                   | UNT, UNAB                | 635.00 |

Price includes lock case, faceplate and strike package. Refer to 45H for complete mortise cylinder pricing.

## Vandal Trim Retrofit Kit

| Series                   | Lever Style  | Finish  | Options   |
|--------------------------|--|---|---|
| 45HVTK - Vandal Trim Kit | 14* - curved return<br>15 - contour / angle return | 605, 606, 611, 612, 613, 618, 619, 622, 625, 626, 629, 630, 690 | Thick door (specify thickness if other than 1-3/4") |

\*Indicates extra cost option.

## How To Order - Trim Kits

| Series           | Function Code   | Knob/Lever Style  | Trim Style  | Finish  | Options   |
|------------------|---|---|---|---|---|
| 40HTK - Trim Kit | IS1 - inside lever only<br>IS2 - inside lever x turn<br>IS3 - inside lever x cyl<br>IS4 - inside cyl only<br>IS5 - inside turn only***<br>IS6 - inside lever x cylinder x visual indicator<br>OS1 - outside lever only<br>OS2 - outside lever x cyl<br>OS3 - outside lever / emergency plate<br>OS4 - outside cyl only<br>OS5 - outside lever x visual indicator<br>OS6 - outside lever x cylinder x visual indicator | Levers:<br>3-solid tube/return<br>12* - Solid tube/no return<br>14-curved return<br>15-contour/angle return<br>16-curve/no return<br>17-RH*<br>17-LH*<br>50-91 - Decorative*<br>Knobs:<br>4-round | H-2-3/8" dia<br>R-2-3/4" dia<br>S-3-1/2" dia<br>J*-wrought<br>M*-forged<br>N*-forged (concealed cylinder) | 605*<br>606*<br>611*<br>612*<br>613*<br>618*<br>619*<br>622<br>625*<br>626<br>629<br>630<br>690<br>626AM*<br>630AM* | Thick Door* (specify thickness if other than 1 3/4")<br>SH* - Security head screws<br>TAC/O* - Tactile outside lever / knob<br>TAC/I* - Tactile inside lever / knob |

\*\*\*Does not include lever - Unavailable with J trim.

## Trim Only:

| Kit Number  | Price  |
|---|--------|
| IS1 - Inside lever only                           | 324.00 |
| IS2 - Inside lever x turn                         | 427.00 |
| IS3 - Inside lever x cylinder                     | 462.00 |
| IS4 - Inside cylinder only                        | 132.00 |
| IS5 - Inside turn only                            | 116.00 |
| IS6 - Inside lever x cylinder x visual indicator  | 532.00 |
| OS1 - Outside lever only                          | 361.00 |
| OS2 - Outside lever x cylinder                    | 479.00 |
| OS3 - Outside lever x emergency plate             | 379.00 |
| OS4 - Outside cylinder only                       | 132.00 |
| OS5 - Outside lever x Visual Indicator            | 431.00 |
| OS6 - Outside lever x cylinder x visual indicator | 549.00 |

## Extra Cost Options\*

| Option Code                      | Price                     |
|----------------------------------|---------------------------|
| Satin finishes                   | 606, 612, 613, etc. 52.00 |
| Bright finishes                  | 605, 611, 625, etc. 92.00 |
| UltraShield antimicrobial finish | 626AM, 630AM 97.00        |
| J Trim                           | J 23.00                   |
| Forged trim                      | M, N 147.00               |
| Thick Door                       | Specify Thickness 131.00  |
| Security head screws             | SH 37.00                  |
| 7/8" Lip-to-center strike        | 7/8" LTC 37.00            |
| Tactile outside lever/knob**     | TAC/O 97.00               |
| Tactile inside lever/knob**      | TAC/I 97.00               |
| 12, 17 Lever Design              | 12, 17 51.50              |
| Decorative Lever Design          | 50 to 91 159.50           |

## Vandal Trim Kit Finish

| Price             |
|-------------------|
| 630 268.00        |
| All others 207.00 |

\*\* Not available on #17 levers.

# 40H Strike Packages

Federal Spec. 86

ANSI Series 1000

## How To Order

40HST 1 626

| Series                 | Kit number             | Finishes | Options  |
|------------------------|------------------------|----------|--|
| 40HST – Strike package | 1 – Standard           | 605 606  | <b>Thick Door*</b> – (specify thickness if other than 1-3/4")<br><b>7/8**</b> – 7/8" lip-to-center strike<br><b>SH*</b> – Security head screws<br><b>RH</b> – Handing (required for 5,6 kit)<br><b>LH</b> – Handing (required for 5,6 kit) |
|                        | 4 – Strike Box Only    | 611 612  |  |
|                        | 5 – Latchbolt only     | 613 618  |  |
|                        | 6 – Latchbolt/deadbolt | 619 622  |  |
|                        |                        | 625 626  |  |
|                        |                        | 629 630  |  |
|                        |                        | 690      |  |

\*Indicates extra cost option.

| Part Description                  | Part Number    | Parts Price | Extra Cost Options*       | Option Code       | Add-On |
|-----------------------------------|----------------|-------------|---------------------------|-------------------|--------|
| <b>Strike Packages</b>            |                |             | Thick door                | Specify thickness | 37.00  |
| Standard strike package           | 40HST-1-626    | 67.00       | 7/8" Lip-to-center strike | 7/8" LTC          | 37.00  |
| Latchbolt-only strike package     | 40HST-5-626-RH | 72.00       | Security head screws      | SH                | 37.00  |
| Latchbolt/deadbolt strike package | 40HST-6-626-LH | 72.00       |                           |                   |        |
| <b>Strike Packages</b>            |                |             |                           |                   |        |
| Plastic strike box                | 40HST-4        | 4.50        |                           |                   |        |
| Wrought steel strike box          | 3126903        | 13.00       |                           |                   |        |

# 40H Lever Sets

## How To Order

40HLS 14 626

| Series            | Knob/lever style              | Finishes | Options  |
|-------------------|-------------------------------|----------|--|
| 40HLS – Lever set | <b>Levers:</b>                | 605 606  | <b>Thick door*</b> – (specify thickness if other than 1-3/4")<br><b>SH*</b> – Security head screws |
|                   | 3 – Solid tube/return         | 611 612  |  |
|                   | 12* – Solid tube/no return    | 613 618  |  |
|                   | 14 – Curved/return            | 619 622  |  |
|                   | 15 – Contour/angle return     | 625 626  |  |
|                   | 16 – Curved/no return         | 629 630  |  |
|                   | 17* RH – Gull wing right hand | 690      |  |
|                   | 17* LH – Gull wing left hand  | 626AM*   |  |
|                   | 50-91 – Decorative*           | 630AM*   |  |
|                   | <b>Knobs:</b>                 |          |  |
|                   | 4 – Round                     |          |  |

\*Indicates extra cost option.

\*\*Decorative lever design sets are not available.

| Part Description                         | Part Number | Parts Price | Extra Cost Options*              | Option Code       | Add-On |
|--|-------------|-------------|----------------------------------|-------------------|--------|
| <b>Lever Sets</b>                        |             |             | Thick door                       | Specify thickness | 37.00  |
| 40H Lever Set #3 design                  | 40HLS-3     | 502.00      | Security head screws             | SH                | 37.00  |
| 40H Lever Set #12 design                 | 40HLS-12    | 621.00      | UltraShield antimicrobial finish | 626AM, 630AM      | 97.00  |
| 40H Lever Set #14 design                 | 40HLS-14    | 502.00      |                                  |                   |        |
| 40H Lever Set #15 design                 | 40HLS-15    | 502.00      |                                  |                   |        |
| 40H Lever Set #16 design                 | 40HLS-16    | 502.00      |                                  |                   |        |
| 40H Lever Set #17 RH design              | 40HLS-17 RH | 621.00      |                                  |                   |        |
| 40H Lever Set #17 LH design              | 40HLS-17 LH | 621.00      |                                  |                   |        |
| 40H Decorative Lever Sets #50-91 designs | 40HLS-XX*   | 870.00      |                                  |                   |        |
| 40H Knob Set #4 design                   | 40HLS-4     | 502.00      |                                  |                   |        |

\*Choose one decorative lever set design from #50-91

# 40H Replacement Spindles

Federal Spec. 86

ANSI Series 1000

## How To Order

| <b>40HRS</b>                            | <b>2</b>   |   |
|---|--|---|
| Series                                  | Kit number   | Options   |
| <b>40HRS</b> - Replacement spindle kits | <b>2</b> - 40H Standard spindle<br><b>4</b> - 40H Hook spindle | <b>Thick door*</b> - Specify thickness if other than 1 3/4" |

\*Indicates extra cost option.

| Part Description            | Part Number | Parts Price | Extra Cost Options* | Option Code       | Add-On |
|-----------------------------|-------------|-------------|---------------------|-------------------|--------|
| <b>REPLACEMENT SPINDLES</b> |             |             |                     |                   |        |
| 40H Swivel spindle assembly | 40HRS-2     | 67.00       | Thick door          | Specify Thickness | 37.00  |
| 40H Hook spindle assembly   | 40HRS-4     | 116.00      |                     |                   |        |

# 40H Screw Kits

## How To Order

| <b>40HSK</b>              | <b>1</b>   | <b>626</b>                |  |
|---------------------------|--|---------------------------|--|
| Series                    | Kit number   | Finishes                  | Options  |
| <b>40HSK</b> - Screw kits | <b>1</b> - H, R, S, J trim screw kit<br><b>2</b> - M, N trim screw kit<br><b>3</b> - Special purpose fasteners screw kit<br><b>4</b> - Surface-mounted trim screw kit<br><b>5</b> - Visual indicator screw kit | 606 612<br>613 622<br>626 | <b>Thick door*</b> - Specify thickness if other than 1-3/4"<br><b>SH*</b> - Security head screws |

\*Indicates extra cost option.

| Part Description                    | Part Number | Parts Price | Extra Cost Options*  | Option Code       | Add-On |
|-------------------------------------|-------------|-------------|----------------------|-------------------|--------|
| <b>Screw Kits</b>                   |             |             |                      |                   |        |
| H, R, S, J trim screw kit           | 40HSK-1     | 45.00       | Thick door           | Specify Thickness | 37.00  |
| M, N trim screw kit                 | 40HSK-2     | 45.00       | Security head screws | SH                | 37.00  |
| Special purpose fasteners screw kit | 40HSK-3     | 45.00       |                      |                   |        |
| Surface-mounted trim screw kit      | 40HSK-4     | 45.00       |                      |                   |        |
| Visual indicator screw kit          | 40HSK-5     | 45.00       |                      |                   |        |

\*Indicates extra cost option.

# 40H Faceplate Kits

Federal Spec. 86

ANSI Series 1000

## How To Order

| <b>40HFP</b>                 | <b>3</b>   | <b>626</b>  |                                   |
|------------------------------|--|---|-----------------------------------|
| Series                       | Kit number   | Finishes  | Options                           |
| <b>40HFP</b> - Faceplate kit | <b>0</b> - for function: AB<br><b>1</b> - for functions: BW, TD, H, HJ<br><b>2</b> - for function: A<br><b>3</b> - for functions: AT, D, C, INL, NX, R, W<br><b>4</b> - for functions: N, LT<br><b>5</b> - for functions: AD, RD, YD, WD<br><b>6</b> - Blank with logo<br><b>7</b> - for functions: BA, S, TA<br><b>8</b> - for functions: B, G, JND, L, LB, T<br><b>9</b> - for functions: CHB, RHB<br><b>10</b> - Blank without logo | 605 606<br>611 612<br>613 618<br>619 622<br>625 626<br>629 630<br>690 | <b>SH*</b> - Security head screws |

\*Indicates extra cost option.

| Part Description       | Parts Price | Extra Cost Options*  | Option Code | Add-On |
|------------------------|-------------|----------------------|-------------|--------|
| <b>Faceplate Kits:</b> |             |                      |             |        |
| All face plate kits    | 67.00       | Security head screws | SH          | 37.00  |

\*Indicates extra cost option.

# 40H Visual Indicator Thumb-Turn Kit

Mortise Locks

## How To Order

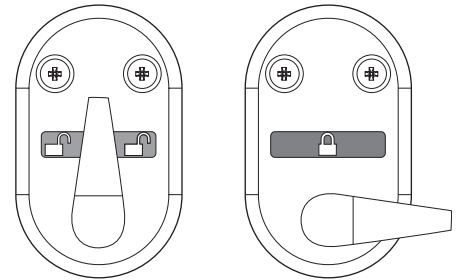
| 40HVIT | 626                | 1-3/4"   |
|--------|--------------------|--|
| Series | Finishes           | Door Thickness   |
| 40HVIT | 605 612<br>613 626 | 1-3/4"<br>Thick door* – Specify thickness if other than 1-3/4" |

\*Indicates extra cost option.

NOTE: Thick Door option available for doors up to 5" thick

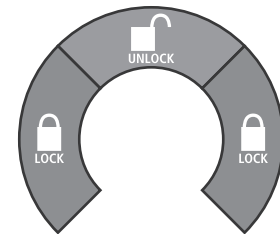
| Part Description                                       | Part Number | Parts Price |
|--|-------------|-------------|
| <b>Visual Indicator Thumb-Turn</b>                     |             |             |
| Sectional Visual Thumb-Turn Indicator (H, R & S Trims) | 40HVIT      | 193.00      |
| Escutcheon Visual Thumb-Turn Indicator (J & M Trims)   | 40HVIT      | 348.00      |

| Extra Cost Options*              | Option Code       | Parts Price |
|----------------------------------|-------------------|-------------|
| Thick door                       | Specify Thickness | 37.00       |
| UltraShield antimicrobial finish | 626AM, 630AM      | 97.00       |



## 40H Indicator Laminate Kit

| Part Description                           | Part Number | Parts Price |
|--|-------------|-------------|
| <b>Visual Indicator Laminate</b>           |             |             |
| Visual Indicator Laminate (for Thumb-Turn) | 86329       | 37.00       |



# J Series Semi-Trailer Kingpin Locks

## Auxiliary Locks

### How To Order

| Series                    | Core Housing                                     | Latch Type  | Head Type  | Armored Front   | Options  |
|---------------------------|--|---|--|---|--|
| 2J                        | 7  | L   | 1  | -   |  |
| <b>2J</b> – Standard body | <b>7</b> – 7-pin housing; accepts all BEST cores | <b>L</b> – Latch (Spring Return)<br><b>D</b> – Deadlocking Bolt | <b>1</b> – Single Head Unit<br><b>2</b> – Double Head Unit | <b>1</b> – Armored Front<br><b>"-"</b> – No Armored Front | <b>TA*</b> – Extended face without armored front |

\*TA option not compatible with Armored Front Head type option '1'

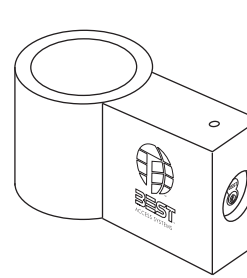
Must specify keymark and number of keys or designate L/C for less core.

| Function Description | Function Code | Complete With Combined Core |           |          | Less Core |
|----------------------|---------------|-----------------------------|-----------|----------|-----------|
|                      |               | Patented*                   | Premium** | Standard |           |
| Single latch         | L1            | 1,210.00                    | 1,210.00  | 1,193.00 | 1,087.00  |
| Double latch         | L2            | 1,780.00                    | 1,780.00  | 1,746.00 | 1,534.00  |
| Single deadbolt      | D1            | 1,167.00                    | 1,167.00  | 1,150.00 | 1,044.00  |
| Double deadbolt      | D2            | 1,721.00                    | 1,721.00  | 1,687.00 | 1,475.00  |

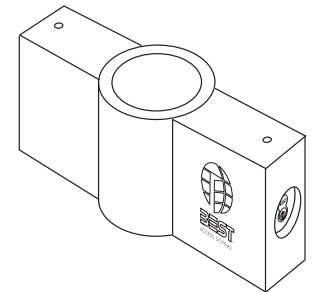
\*If TA option is not included, only CORMAX M Series patented keying system can be used and pricing shown applies. If TA option is included, BEST Preferred keying system can be used and \$20.00 must be added to pricing shown. \*\*Applicable only if TA option is included.

| Part Description       | Catalog Number | Price    |
|------------------------|----------------|----------|
| <b>Storage Racks:</b>  |                |          |
| Three post mount       | 2J0R3          | 715.00   |
| Three post—cad. plated | 2J0R3C         | 896.00   |
| Five post mount        | 2J0R5          | 1,196.00 |
| Five post—cad. plated  | 2J0R5C         | 1,333.00 |

NOTE: Patented or Premium core is available in J Series with the TA option only.



2J7L1



2J7L2



# 6K Series Grade 2 Cylindrical Locks - Knobs

Cylindrical Locks

Federal Spec. 160

ANSI Series 4000

## How To Order

| <b>6K</b> | <b>3</b>   | <b>7</b>   | <b>AB</b>     | <b>4</b>         | <b>K</b>      | <b>STK</b>   | <b>630</b>   |  |
|-----------|--|--|---------------|------------------|---------------|--|--|--|
| Series    | Backset  | Core Housing   | Function Code | Knob Style       | Trim Style    | Strike Package   | Finish   | Options  |
| <b>6K</b> | <b>2</b> – 2-3/8"<br><b>3</b> – 2-3/4"<br><b>4*</b> – 3-3/4"<br><b>5*</b> – 5" | <b>0</b> – Keyless<br><b>7</b> – 7-pin housing; accepts all BEST cores | See below     | <b>4</b> – Round | <b>K</b> – 3" | <b>STK</b> – Standard<br><b>S3</b> – ANSI<br><b>LS</b> – Less strike | 630<br><b>Satin*</b><br>606<br><b>Bright*</b><br>605 | <b>L8</b> – Drive-in latch<br><b>NF</b> – Narrow face latch (std with 62K)<br><b>WF</b> – Wide face latch (std with 63K) |

\*Indicates extra cost option; see below. Must specify keymark and number of keys

| Function Description | Function Code | Complete With Combined Core |         |          | Less Core |
|----------------------|---------------|-----------------------------|---------|----------|-----------|
|                      |               | Patented*                   | Premium | Standard |           |
| <b>Single Keyed:</b> |               |                             |         |          |           |
| Office               | AB            | 497.00                      | 497.00  | 480.00   | 374.00    |
| Storeroom            | D             | 497.00                      | 497.00  | 480.00   | 374.00    |
| Classroom            | R             | 497.00                      | 497.00  | 480.00   | 374.00    |
| <b>Keyless:</b>      |               |                             |         |          |           |
| Passage              | N             | N/A                         | N/A     | N/A      | 227.00    |
| Exit                 | Y             | N/A                         | N/A     | N/A      | 227.00    |
| Privacy              | L             | N/A                         | N/A     | N/A      | 303.00    |
| Patio                | P             | N/A                         | N/A     | N/A      | 303.00    |
| Single dummy trim    | IDT           | N/A                         | N/A     | N/A      | 127.00    |
| Double dummy trim    | 2DT           | N/A                         | N/A     | N/A      | 241.00    |

\*Patented pricing shown is for CORMAX patented keying system. Add \$20.00 for BEST Preferred patented keying.

| Extra Cost Options*        | Option Code | Add-On |
|----------------------------|-------------|--------|
| Satin finishes (per lock)  | 606         | 33.00  |
| Bright finishes (per lock) | 605         | 68.00  |
| Special backset            | 64K / 65K   | 19.00  |

| Part Description                     | Part Number | Part Price |
|--------------------------------------|-------------|------------|
| 2-3/8" deadlocking latch             | 6KL2        | 70.00      |
| 2-3/4" deadlocking latch             | 6KL3        | 70.00      |
| 3-3/4" deadlocking latch             | 6KL4        | 82.00      |
| 5" deadlocking latch                 | 6KL5        | 82.00      |
| 2-3/8" drive-in latch                | 6KL2-8      | 70.00      |
| 2-3/4" drive-in latch                | 6KL3-8      | 70.00      |
| Standard strike package              | 7KCS2       | 14.00      |
| ANSI strike package                  | 7KCS3       | 40.00      |
| Standard throw member                | 3125559     | 4.10       |
| Standard strike box                  | 710339380   | 7.60       |
| Screw pack with tailpiece 630        | 78073610    | 3.90       |
| Screw pack with tailpiece 605/606    | 78073611    | 3.90       |
| Screw pack without tailpiece 630     | 78073612    | 3.20       |
| Screw pack without tailpiece 605/606 | 78073613    | 3.20       |
| IDT screw pack                       | 78073614    | 2.80       |
| 2DT screw pack                       | 78073615    | 3.20       |
| ANSI Strike Box                      | 71547007    | 7.20       |

# 7KC Series Grade 2 Cylindrical Locks - Levers

Cylindrical Locks

Federal Spec. 160

ANSI Series 4000

## How To Order

| <b>7KC</b> | <b>3</b>   | <b>7</b>  | <b>AB</b>     | <b>15</b>  | <b>D</b>   | <b>STK</b>                  | <b>626</b>  |  |
|------------|--|---|---------------|--|------------|-----------------------------|---|--|
| Series     | Backset  | Core Housing  | Function Code | Lever Style  | Trim Style | Strike Package              | Finish  | Options  |
| <b>7KC</b> | 2 – 2-3/8"<br>3 – 2-3/4"<br>4* – 3-3/4"<br>5* – 5" | 0 – Keyless<br>6 – 6-pin non-IC cylinder<br>7 – 7-pin housing; accepts all BEST cores | See below     | 14 – Curved return<br>15 – Contour angle return<br>16 – Curved no return | D – 3-1/2" | STK – Standard<br>S3 – ANSI | 626<br>Satin*<br>606 612<br>613<br>Bright*<br>605 625 | L8 – Drive-in latch (only available on 2-3/8" and 2-3/4" backset)<br>OB** – Zero bitted<br>KA** – Keyed alike<br>KD** – Keyed different<br>OEM*** – Orig equipment mfg<br>ATB – Alternate through-bolt<br>NF – Narrow face latch |

\*Indicates extra cost option

\*\*Six-pin cylinder in Schlage "C" keyway included with OB, KA, & KD options. Must specify 6 for core housing.

\*\*\*Cylinders not included with OEM option. Must specify "0" for core housing.

| Function Description | Function Code | Complete With Combined Core |         |          | Less Core | 6-pin non-IC Cylinder<br>OB, KA, KD |
|----------------------|---------------|-----------------------------|---------|----------|-----------|-------------------------------------|
|                      |               | Patented*                   | Premium | Standard |           |                                     |
| <b>Single Keyed:</b> |               |                             |         |          |           |                                     |
| Entrance             | AB            | 584.00                      | 584.00  | 567.00   | 461.00    | 545.00                              |
| Storeroom            | D             | 584.00                      | 584.00  | 567.00   | 461.00    | 545.00                              |
| Classroom            | R             | 584.00                      | 584.00  | 567.00   | 461.00    | 545.00                              |
| <b>Keyless:</b>      |               |                             |         |          |           |                                     |
| Passage              | N             | N/A                         | N/A     | N/A      | 338.00    | N/A                                 |
| Exit                 | Y             | N/A                         | N/A     | N/A      | 327.00    | N/A                                 |
| Privacy              | L             | N/A                         | N/A     | N/A      | 370.00    | N/A                                 |
| Single dummy trim    | IDT           | N/A                         | N/A     | N/A      | 153.00    | N/A                                 |

\*Patented pricing shown is for CORMAX patented keying system. Add \$20.00 for BEST Preferred patented keying.

| Extra Cost Options*        | Option Code    | Add-On |
|----------------------------|----------------|--------|
| Satin finishes (per lock)  | 612, 613, etc. | 33.00  |
| Bright finishes (per lock) | 605, 625, etc. | 68.00  |
| Special backset            | 74KC / 75KC    | 19.00  |

| Part Description         | Part Number | Part Price |
|--------------------------|-------------|------------|
| 2-3/8" deadlocking latch | 7KCL2       | 70.00      |
| 2-3/4" deadlocking latch | 7KCL3       | 70.00      |
| 3-3/4" deadlocking latch | 6KL4        | 82.00      |
| 5" deadlocking latch     | 6KL5        | 82.00      |
| Standard strike package  | 7KCS2       | 14.00      |
| ANSI strike package      | 7KCS3       | 40.00      |
| Throw member             | B56165      | 4.30       |
| Standard strike box      | B25640      | 7.60       |

# 8K Series Grade 1 Cylindrical Locks - Knobs

Cylindrical Locks

Federal Spec. 160

ANSI Series 4000

## How To Order

| 8K     | 3                                    | 7  | AB            | 4                      | D   | STK  | 626  |  |
|--------|--------------------------------------|--|---------------|------------------------|---|--|--|--|
| Series | Backset                              | Core Housing   | Function Code | Knob Style             | Rose Style  | Strike Package   | Finish   | Options  |
| 8K     | 3 – 2-3/4"<br>4* – 3-3/4"<br>5* – 5" | 0 – Keyless<br>7 – 7-pin housing; accepts all BEST cores | See below     | 4 – Round<br>6 – Tulip | A – 3-3/8" concave<br>C – 2-9/16" concave<br>D – 3-3/8" convex<br>E – 3-3/8" concave – thick door | STK – Standard<br>S3 – ANSI<br>S3 7/8* – 7/8" lip-to-center strike<br>LS – Less strike<br>S5<br>S6 | 626 690<br>626AM*<br>Satin*<br>606 612<br>613 619<br>Bright*<br>605 611<br>625 | 3/4* – 3/4" throw<br>BRK – Break-away (keyed only)<br>FRL* – Full radius latch<br>LL* – Lead lined (not available in double keyed functions)<br>SH* – Security head screws<br>SPN – Spin free (D & W only)<br>TAC/B* – Tactile both knobs<br>TAC/O* – Tactile outside knob<br>TAC/I* – Tactile inside knob |

\*Indicates extra cost option; see below. Must specify keymark and number of keys.

| Function Description | Function Code | Complete With Combined Core |          |          | Less Core |
|----------------------|---------------|-----------------------------|----------|----------|-----------|
|                      |               | Patented*                   | Premium  | Standard |           |
| <b>Single Keyed:</b> |               |                             |          |          |           |
| Entrance             | AB            | 1,166.00                    | 1,166.00 | 1,149.00 | 1,043.00  |
| Storeroom            | D             | 1,166.00                    | 1,166.00 | 1,149.00 | 1,043.00  |
| Service station      | E             | 1,166.00                    | 1,166.00 | 1,149.00 | 1,043.00  |
| Classroom            | R             | 1,166.00                    | 1,166.00 | 1,149.00 | 1,043.00  |
| Dormitory            | T             | 1,166.00                    | 1,166.00 | 1,149.00 | 1,043.00  |
| Special              | Note**        | 1,166.00                    | 1,166.00 | 1,149.00 | 1,043.00  |
| Hotel (SPN-standard) | H, HJ         | 1,262.00                    | 1,262.00 | 1,245.00 | 1,139.00  |
| <b>Double Keyed:</b> |               |                             |          |          |           |
| Corridor             | C             | 1,217.00                    | 1,217.00 | 1,183.00 | 971.00    |
| Storeroom            | G             | 1,217.00                    | 1,217.00 | 1,183.00 | 971.00    |
| Communicating        | S             | 1,217.00                    | 1,217.00 | 1,183.00 | 971.00    |
| Institutional        | W             | 1,217.00                    | 1,217.00 | 1,183.00 | 971.00    |
| Special              | DR, RD        | 1,217.00                    | 1,217.00 | 1,183.00 | 971.00    |
| <b>Keyless:</b>      |               |                             |          |          |           |
| Passage              | N, NX         | N/A                         | N/A      | N/A      | 786.00    |
| Exit                 | Y             | N/A                         | N/A      | N/A      | 786.00    |
| Privacy              | L             | N/A                         | N/A      | N/A      | 905.00    |
| Patio                | P             | N/A                         | N/A      | N/A      | 905.00    |
| Special              | LL, M, Q, Z   | N/A                         | N/A      | N/A      | 905.00    |
| Single dummy trim    | 1DT           | N/A                         | N/A      | N/A      | 341.00    |
| Double dummy trim    | 2DT           | N/A                         | N/A      | N/A      | 682.00    |

\*Patented pricing shown is for CORMAX patented keying system. Add \$20.00 for BEST Preferred patented keying.

\*\*Single-keyed special functions include: A, B, DZ, EA, RH, RZ, XD, XR, YD, YR, YRH, YRM and YZ

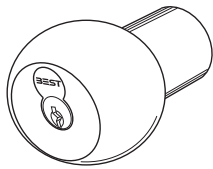
ATTENTION: Locksets that secure both sides of the door (e.g., G, DR, M, RD, S, W, XD, YD & YR functions) are controlled by building codes and the Life Safety Code. Delay in unlocking for rapid emergency exit could be hazardous or even fatal.

# 8K Series Grade 1 Cylindrical Locks (continued)

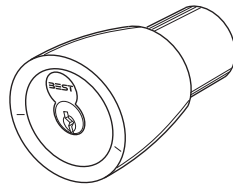
| Extra Cost Options*              | Option Code         | Add-On |
|----------------------------------|---------------------|--------|
| Satin finishes (per lock)        | 606, 612, 613, etc. | 33.00  |
| Bright finishes (per lock)       | 605, 611, 625, etc. | 68.00  |
| UltraShield antimicrobial finish | 626AM               | 93.00  |
| 3/4" throw latch                 | 3/4                 | 52.00  |
| Special backsets                 | 84K / 85K           | 36.00  |
| Lead lined                       | LL                  | 345.00 |
| Security head screws             | SH                  | 37.00  |
| Tactile knob both sides          | TAC/B               | 130.00 |
| Tactile knob outside             | TAC/O               | 68.00  |
| Tactile knob inside              | TAC/I               | 68.00  |
| 7/8" Lip-to-center strike        | S3 7/8              | 37.00  |
| Full radius latch                | FRL                 | 36.00  |

| Parts Description        | Part Number | Part Price |
|--------------------------|-------------|------------|
| 2-3/4" deadlocking latch | 8KL3        | 123.00     |
| 3-3/4" deadlocking latch | 8KL4        | 153.00     |
| 5" deadlocking latch     | 8KL5        | 153.00     |
| Standard strike package  | 8KS2        | 14.00      |
| ANSI strike package      | 8KS3        | 40.00      |
| Throw member 7-pin       | B92506      | 4.30       |
| Breakaway knob driver    | B54856      | 15.00      |

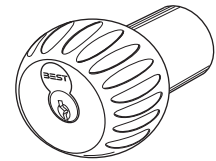
NOTE 1: Other special single keyed functions include: A,B, EA, DZ, RZ, XD, XR, YD & YR.  
 ATTENTION: Locksets that secure both sides of the door (e.g. G, DR, M, RD, S, W, XD, YD & YR functions) are controlled by building codes and the Life Safety Code. Delay in unlocking for rapid emergency exit could be hazardous or even fatal.



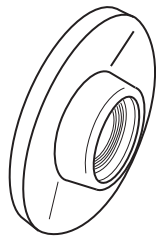
4 – Round



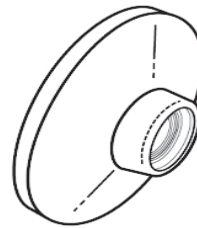
6 – Tulip



4 – TAC option  
 (Blind, safety, & handicapped application)



A and C Rose  
 (Concave)



D Rose  
 (Convex)

# 9K Series Grade 1 Cylindrical Locks - Levers

Cylindrical Locks

Federal Spec. 160

ANSI Series 4000

## How To Order

| 9K        | 3   | 7   | AB   | 14   | C  | STK  | 626   |  |
|-----------|---|---|--|--|--|--|---|--|
| Series    | Backset   | Core Housing  | Function Code  | Lever Style  | Rose Style   | Strike Package   | Finish  | Options  |
| <b>9K</b> | <b>3</b> – 2-3/4"<br><b>4*</b> – 3-3/4"<br><b>5*</b> – 5"<br><b>DT</b> – Dummy Trim | <b>0</b> – Keyless functions / or / Non-IC and LFIC competitive cylinder (less core) <sup>†</sup><br><b>6</b> – 6-pin non-IC cylinder<br><b>7</b> – 7-pin housing; accepts all BEST cores | See below (Contact sales support for special functions and pricing.) | <b>14</b> – Curved with return<br><b>15</b> – Contour angle with return<br><b>16</b> – Curved without return | <b>C</b> – 3" convex<br><b>D</b> – 3-1/2" convex<br><b>K</b> – 3" convex no ring<br><b>L</b> – 3-1/2" convex no ring | <b>STK</b> – Standard<br><b>S3</b> – ANSI S3 7/8**<br><b>STK 7/8***</b><br><b>LS</b> – Less strike<br><b>S3B*</b> – ANSI (Strike w/ Plastic Box)<br><b>S3B 7/8*</b> – ANSI (Strike w/ Plastic Box) | 626 690<br>622<br>626AM*<br><b>Satin*</b><br>606 612<br>613 619<br><b>Bright*</b><br>605 611<br>625 618 | <b>3/4*</b> – 3/4" throw latch<br><b>AL/B*</b> – Abrasive lever both sides<br><b>AL/O*</b> – Abrasive lever outside<br><b>AL/I*</b> – Abrasive lever inside<br><b>TL/B*</b> – Tactile lever both sides<br><b>TL/O*</b> – Tactile lever outside<br><b>TL/I*</b> – Tactile lever inside<br><b>ATB</b> – 2-3/4" Through bolt Prep<br><b>ATB2</b> – 2-5/8" Through bolt prep<br><b>FRL*</b> – Full radius latch<br><b>LL*</b> – Lead lined (N/A for double keyed functions)<br><b>LM</b> – Lost motion<br><b>SH*</b> – Security head screws<br><b>Thin Door*</b> – 1-3/8"<br><b>OB*</b> – non-IC zero bitting<br><b>KA*</b> – non-IC keyed alike<br><b>KD*</b> – non-IC keyed different<br><b>COR*</b> – non-IC Corbin-Russwin<br><b>MED*</b> – non-IC Medeco<br><b>ROE*</b> – Request to Exit<br><b>SAR*</b> – non-IC Sargent<br><b>SCH*</b> – non-IC Schlage<br><b>YAL*</b> – non-IC Yale<br><b>SARRC</b> – LFIC Sargent<br><b>CORRC</b> – LFIC Corbin<br><b>YALRC</b> – LFIC Yale<br><b>SCHRC</b> – LFIC Schlage<br><b>WS</b> – Windstorm Label (Florida Building Code) |

<sup>†</sup>Indicates extra cost. Must specify keymark and number of keys.

\*\*S3 7/8 is the ANSI flat lip strike

\*\*\*STK 7/8 is the standard flat lip strike

COR, MED, SAR, SCH: Choose only one option. OB, KA, KD; use with core housing option 6

SCHRC, CORRC, SARRC, YALRC: Use with core housing option 0

| Function Description | Function Code | Complete With Combined Core |          |          | Less Core | 6-pin non-IC Cylinder<br>OB, KA, KD |
|----------------------|---------------|-----------------------------|----------|----------|-----------|-------------------------------------|
|                      |               | Patented*                   | Premium  | Standard |           |                                     |
| <b>Single Keyed:</b> |               |                             |          |          |           |                                     |
| Entrance             | AB            | 1,106.00                    | 1,106.00 | 1,089.00 | 983.00    | 1,067.00                            |
| Storeroom            | D             | 1,106.00                    | 1,106.00 | 1,089.00 | 983.00    | 1,067.00                            |
| Service station      | E             | 1,106.00                    | 1,106.00 | 1,089.00 | 983.00    | 1,067.00                            |
| Classroom            | R             | 1,106.00                    | 1,106.00 | 1,089.00 | 983.00    | 1,067.00                            |
| Dormitory            | T             | 1,106.00                    | 1,106.00 | 1,089.00 | 983.00    | 1,067.00                            |
| Special**            | Note          | 1,106.00                    | 1,106.00 | 1,089.00 | 983.00    | 1,067.00                            |
| UA                   | UA            | 1,106.00                    | 1,106.00 | 1,089.00 | 983.00    | 1,067.00                            |
| Hotel                | H, HJ         | 1,202.00                    | 1,202.00 | 1,185.00 | 1,079.00  | 1,163.00                            |
| <b>Double Keyed:</b> |               |                             |          |          |           |                                     |
| Corridor             | C             | 1,322.00                    | 1,322.00 | 1,288.00 | 1,076.00  | 2,272.00                            |
| Storeroom            | G             | 1,322.00                    | 1,322.00 | 1,288.00 | 1,076.00  | 2,272.00                            |
| Intruder***          | IN            | 1,369.00                    | 1,369.00 | 1,335.00 | 1,123.00  | 2,364.00                            |
| Communicating        | S             | 1,369.00                    | 1,369.00 | 1,335.00 | 1,123.00  | 2,364.00                            |
| Institutional        | W             | 1,369.00                    | 1,369.00 | 1,335.00 | 1,123.00  | 2,364.00                            |
| Special              | DR, RD        | 1,369.00                    | 1,369.00 | 1,335.00 | 1,123.00  | 2,364.00                            |
| <b>Keyless:</b>      |               |                             |          |          |           |                                     |
| Passage              | N, NX         | N/A                         | N/A      | N/A      | 689.00    | N/A                                 |
| Exit                 | Y             | N/A                         | N/A      | N/A      | 689.00    | N/A                                 |
| Privacy              | L             | N/A                         | N/A      | N/A      | 791.00    | N/A                                 |
| Patio                | P             | N/A                         | N/A      | N/A      | 791.00    | N/A                                 |
| Special              | LL, M, Q, Z   | N/A                         | N/A      | N/A      | 791.00    | N/A                                 |
| Single dummy trim    | 1DT           | N/A                         | N/A      | N/A      | 294.00    | N/A                                 |
| Double dummy trim    | 2DT           | N/A                         | N/A      | N/A      | 573.00    | N/A                                 |

\*Patented pricing shown is for CORMAX patented keying system. Add \$20.00 for BEST Preferred patented keying.

\*\*Single-keyed special functions include: A, B, DZ, EA, RH, RZ, XD, XR, YD, YR, YRH, YRM and YZ

\*\*\*IN Function includes interior indicator rose standard

# 9K Series Grade 1 Cylindrical Locks (continued)

## Cylindrical Locks

| Extra Cost Options*              | Option Code         | Add-On |
|----------------------------------|---------------------|--------|
| Satin finishes (per lock)        | 606, 612, 613, etc. | 33.00  |
| Bright finishes (per lock)       | 605, 625, 629, etc. | 68.00  |
| UltraShield antimicrobial finish | 626AM               | 93.00  |
| Thin door 1-3/8"                 | 1-3/8"              | 124.00 |
| 3/4" throw latch                 | 3/4                 | 52.00  |
| Special backsets                 | 94K / 95K           | 36.00  |
| Request to Exit                  | ROE                 | 255.00 |
| Lead lined                       | LL                  | 345.00 |
| Security head screws             | SH                  | 37.00  |
| Abrasive lever both sides        | AL/B                | 68.00  |
| Abrasive lever outside           | AL/O                | 37.00  |
| Abrasive lever inside            | AL/I                | 37.00  |
| Tactile lever both sides         | TL/B                | 130.00 |
| Tactile lever outside            | TL/O                | 68.00  |
| Tactile lever inside             | TL/I                | 68.00  |
| 7/8" Lip-to-center strike        | S3 7/8 or STK 7/8   | 37.00  |
| Strike with plastic box          | S3B or S3B 7/8      | 3.70   |
| Full radius latch                | FRL                 | 36.00  |

\*Choose only one option: OB, KA, KD-use with core housing option 6. COR, MED, SAR, SCH, YAL, SCHRC-use with core housing option 0

| Extra Cost Options*                  | Option Code | Add-On |
|--------------------------------------|-------------|--------|
| Non-IC Corbin-Russwin (single keyed) | COR         | 11.00  |
| Non-IC Corbin-Russwin (double keyed) | COR         | 27.00  |
| Non-IC Medeco (single keyed)         | MED         | 11.00  |
| Non-IC Medeco (double keyed)         | MED         | 27.00  |
| Non-IC Sargent (single keyed)        | SAR         | 11.00  |
| Non-IC Sargent (double keyed)        | SAR         | 27.00  |
| Non-IC Schlage (single keyed)        | SCH         | 11.00  |
| Non-IC Schlage (double keyed)        | SCH         | 27.00  |
| Non-IC Yale (single keyed)           | YAL         | 11.00  |
| Non-IC Yale (double keyed)           | YAL         | 27.00  |

NOTE: These options do not come with a cylinder. The lock is just prepped for cylinders of these other manufacturers and comes with a throw member for that manufacturer's cylinder.

| Part Description         | Part Number | Part Price |
|--------------------------|-------------|------------|
| 2-3/4" deadlocking latch | 8KL3        | 123.00     |
| 3-3/4" deadlocking latch | 8KL4        | 153.00     |
| 5" deadlocking latch     | 8KL5        | 153.00     |
| Standard strike package  | 8KS2        | 14.00      |
| ANSI strike package      | 8KS3        | 40.00      |
| Throw member 7-pin       | B92505      | 4.30       |

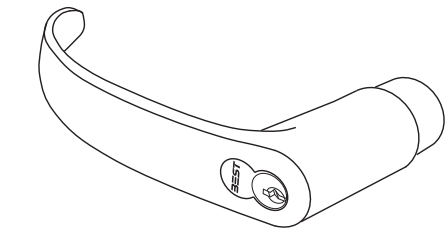
NOTE † Other special single keyed functions include: AB, EA, DZ, RZ, XD, XR, YD & YR.

ATTENTION: Locksets that secure both sides of the door (e.g. G, DR, M, RD, S, W, XD, YD & YR functions) are controlled by building codes and the Life Safety Code. Delay in unlocking for rapid emergency exit could be hazardous or even fatal.

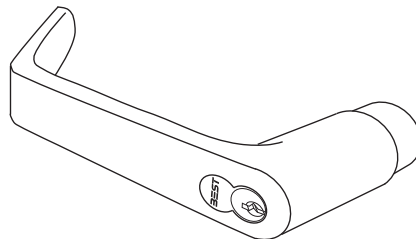
### Adapttion Kit

| 9KA                  | SCHRCKT                             |  | Price                        |
|----------------------|-------------------------------------|--|------------------------------|
| <b>Family</b>        | <b>Kit Type</b>                     | <b>Lever Style</b>   | <b>Finish</b>                |
| 9KA – Adaptation Kit | SCHRCKT – Schlage RC Adaptation Kit | 14 – Curved return<br>15 – Contour angle return<br>16 – Curved no return | 606, 626, 612, 613<br>138.00 |

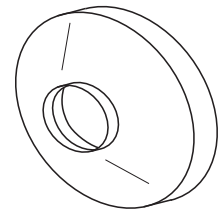
NOTE: Lever Style 16 is considered a special order item and may have extended lead times. Consult factory for lead times.



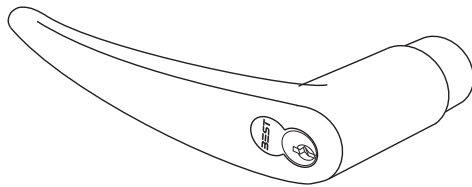
14 – Curved return



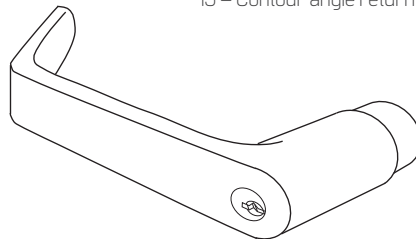
15 – Contour angle return



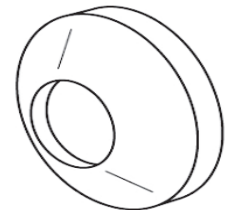
C and D Roses



16 – Curved no return



15 – Non IC contour angle return



K and L Roses

# AK Series Knob Adaptations (formerly KA series)

Cylindrical Locks

## How To Order

| Series | Adaptation Kit Number   | Finish |
|--------|---|--------|
| AK     | Please contact BEST for the specific kit number to convert your heavy duty lockset. The name of the manufacturer and model number are required. | 626    |

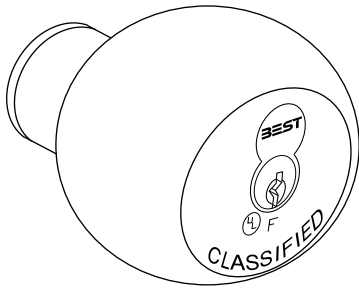
Must specify keymark and number of keys.

| Manufacturer's Name | Complete With Combined Core |           |         | Less Core Price |
|---------------------|-----------------------------|-----------|---------|-----------------|
|                     | Patented*                   | Patented* | Premium |                 |
| Corbin              | 375.00                      | 375.00    | 358.00  | 252.00          |
| Sargent             | 412.00                      | 412.00    | 395.00  | 289.00          |
| Schlage             | 338.00                      | 338.00    | 321.00  | 215.00          |
| Russwin             | 375.00                      | 375.00    | 358.00  | 252.00          |
| Yale                | 412.00                      | 412.00    | 395.00  | 289.00          |

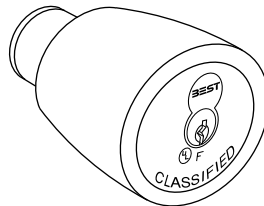
Installation at BEST Factory 108.00

| Kit Components | Knob Only Less Core | Throw Member |
|----------------|---------------------|--------------|
| Corbin         | 215.00              | 58.00        |
| Sargent        | 247.00              | 42.00        |
| Schlage        | 182.00              | 38.00        |
| Russwin        | 211.00              | 58.00        |
| Yale           | 247.00              | 47.00        |

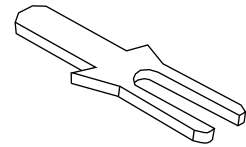
\*Patented pricing shown is for CORMAX patented keying system. Add \$20.00 for BEST Preferred patented keying.



Schlage round



Schlage tulip



Schlage throw member

# L Series Cabinet Locks

Cabinet, Push and Siding

## How To Order

5L      7      R      D      2      606

| Series        | Core Housing  | Mounting Type          | Latch Type                        | Hand                         | Finish   | Options  |
|---------------|---|------------------------|-----------------------------------|------------------------------|--|--|
| 3L – Coin box | 5 – 5-pin housing<br>6 – 6-pin housing<br>7 – 7-pin housing; accepts all BEST cores | R – Rim                | D – Dead-locking                  | 2 – Vertical                 | 626 690<br><b>Satin*</b><br>606 612<br>613 619 | 1-1/8" to 2"* – Special cylinder (specify length)  |
| 5L – Standard |   | M – Mortise<br>R – Rim | D – Dead-locking<br>L – Latchbolt | 2 – Vertical<br>5 – Inverted | <b>Bright*</b><br>605 611<br>625               | T – Deadlocking<br>SL* – Square Latch, spring loaded<br>TR – Special trim ring<br>A450 – Special strike<br>A451 – Special strike<br>A452 – Special strike<br>A453 – Special strike |

\*Indicates extra cost option; see below. Must specify keymark and number of keys.

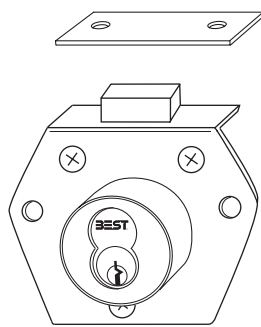
| Description           | Series | Complete With Combined Core |         |          | Less Core |
|-----------------------|--------|-----------------------------|---------|----------|-----------|
|                       |        | Patented*                   | Premium | Standard |           |
| <b>Cabinet Locks</b>  |        |                             |         |          |           |
| Cabinet–mortise & rim | 3L     | 270.00                      | 270.00  | 253.00   | 147.00    |
| Cabinet–mortise & rim | 5L     | 233.00                      | 233.00  | 216.00   | 110.00    |

| Extra Cost Options*        | Option Code  | Add-On |
|----------------------------|--------------|--------|
| Square latch spl. cylinder | SL           | 32.00  |
| Special cylinders-3L       | 1-1/2" to 2" | 34.00  |
| Special cylinders-5L       | 1-1/8" to 2" | 34.00  |
| Special finishes           | See above    | 8.30   |

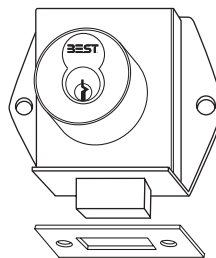
| Description                    | Series     | Complete With Combined Core |         |          | Less Core |
|--------------------------------|------------|-----------------------------|---------|----------|-----------|
|                                |            | Patented*                   | Premium | Standard |           |
| <b>8I Series Mail Box Lock</b> |            |                             |         |          |           |
| Standard mail box lock         | 8L7SPR-627 | 306.00                      | 306.00  | 289.00   | 183.00    |

\*Patented pricing shown is for CORMAX patented keying system. Add \$20.00 for BEST Preferred patented keying.

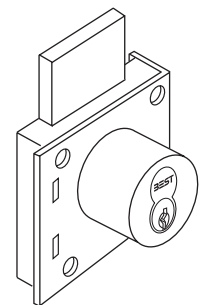
NOTE: You must specify the name of the manufacturer and the model number.



5L7RD2



5L7MD



3L7RD2 - Vertical Only



# P Series Push Locks

Cabinet, Push and Siding

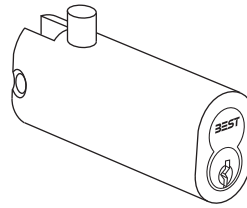
## How To Order

| 2P                | 7                                 | 3                              | 626        |
|-------------------|-----------------------------------|--------------------------------|------------|
| Series            | Lock Body                         | Mounting slot                  | Finish     |
| 2P – File cabinet | 7 – 7-pin body may be keyed 6-pin | 3 – Vertical<br>4 – Horizontal | 606<br>626 |

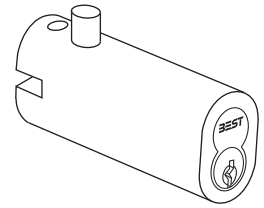
| Description              | Catalog No. | Complete With Combined Core |         |          | Less Core |
|--------------------------|-------------|-----------------------------|---------|----------|-----------|
|                          |             | Patented*                   | Premium | Standard |           |
| <b>2P Series</b>         |             |                             |         |          |           |
| Vertical mounting slot   | 2P73        | 304.00                      | 304.00  | 287.00   | 181.00    |
| Horizontal mounting slot | 2P74        | 304.00                      | 304.00  | 287.00   | 181.00    |

\*Patented pricing shown is for CORMAX patented keying system. Add \$20.00 for BEST Preferred patented keying.

NOTE: You must specify the name of the manufacturer and the model number.



2P73



2P74

# S Series Sliding Door Locks

Cabinet, Push and Sliding

## How To Order

| 3S   | 7   | 5             | 627   |  |
|--|---|---------------|---|--|
| Series   | Core housing  | Function code | Finish  | Options  |
| 2S – Sliding door push<br>3S – Sliding panel<br>4S – Sliding door cyl. | 7 – 7-pin housing; accepts all BEST cores (4S requires 6C core) | See below     | 2S – 626, 605, 606, 622, 625<br>4S – 625, 605, 606, 626<br>3S – 627 | 3S – Strike straps:<br>S1* – 1/4" thick<br>S2* – Standard 1/4"<br>S3 – 5/16" to 1/2"<br>S4 – 1/2" to 11/16"<br>S5 – 3/4" & thicker |

\*Included in the price of the housing.

| Function Description        | Catalog Number | Complete With Combined Core |         |          | Less Core |
|-----------------------------|----------------|-----------------------------|---------|----------|-----------|
|                             |                | Patented*                   | Premium | Standard |           |
| <b>2S Series</b>            |                |                             |         |          |           |
| Surface mount–1/2" bolt     | 3              | 395.00                      | 395.00  | 378.00   | 272.00    |
| Through bolt–1/2" bolt      | 3TBM           | 476.00                      | 476.00  | 459.00   | 353.00    |
| Through bolt–3/4" bolt      | 4TBM           | 476.00                      | 476.00  | 459.00   | 353.00    |
| Surface mount–bolt pin      | 5              | 476.00                      | 476.00  | 459.00   | 353.00    |
| <b>3S Series</b>            |                |                             |         |          |           |
| Straight housing            | 5              | 337.00                      | 337.00  | 320.00   | 214.00    |
| Captured panel housing      | 7              | 337.00                      | 337.00  | 320.00   | 214.00    |
| Housing with 1" extension   | 8              | 438.00                      | 438.00  | 421.00   | 315.00    |
| <b>4S Series</b>            |                |                             |         |          |           |
| Sliding glass door cylinder | 3              | 239.00                      | 239.00  | 222.00   | 116.00    |
| Sliding wood door cylinder  | 4              | 260.00                      | 260.00  | 243.00   | 137.00    |

\* Patented pricing shown is for CORMAX patented keying system. Add\$20.00 for BEST Preferred patented keying.

\*\* Lock requires 6C core (not available with Peaks or Preferred keying).

| Function Description            | Par Number | Separate | With Lock Add-On |
|---------------------------------|------------|----------|------------------|
| <b>3S Strike Straps</b>         |            |          |                  |
| 4-1/4" long for 1/4" panel      | 3SS1       | 39.00    | N/A              |
| 6-1/4" long for 1/4" panel      | 3SS2       | 45.00    | N/A              |
| <b>Standard</b>                 |            |          |                  |
| 6-1/4" long for 5/16" to 1/2"   | 3SS3       | 64.00    | 26.00            |
| 6-1/4" long for 1/2" to 11/16"  | 3SS4       | 76.00    | 40.00            |
| 6-1/4" long for 3/4" or thicker | 3SS5       | 59.00    | 11.00            |

# SPSL – Secure Patient Safety Lever

Specialty Hardware

## How To Order – Mortise Safety Levers

| SPSL   | ML           | R                                    | 16F                       | 630                         | RH                     |
|--|--------------|--------------------------------------|---------------------------|-----------------------------|------------------------|
| Series                                       | Chassis      | Function                             | Lever                     | Finish                      | Hand                   |
| SPSL – Secure Patient Safety Lever           | ML – Mortise | A – Office privacy                   | 16F – Anti-ligature lever | 630 – Satin stainless steel | RH<br>LH<br>RHR<br>LHR |
|  |              | D – Storeroom                        |                           |                             |                        |
|  |              | IND – Intruder deadbolt              |                           |                             |                        |
|  |              | IND2 – Intruder storeroom dblt       |                           |                             |                        |
|  |              | INL – Intruder latch                 |                           |                             |                        |
|  |              | LT – Bathroom privacy                |                           |                             |                        |
|  |              | LTF – Bedroom privacy (Anti-Lockout) |                           |                             |                        |
|  |              | R – Classroom                        |                           |                             |                        |
|  |              | RF – Bedroom privacy                 |                           |                             |                        |
|  |              | T – Dormitory deadbolt               |                           |                             |                        |
|  |              | W1 – Asylum lever/lever              |                           |                             |                        |
|  |              | W2 – Asylum double cyl lever/lever   |                           |                             |                        |
|  |              | W3 – Asylum deadbolt lever/lever     |                           |                             |                        |
| W4 – Asylum deadbolt double cyl lever/lever  |              |                                      |                           |                             |                        |
| W10 – Asylum lever/blank                     |              |                                      |                           |                             |                        |
| W20 – Asylum double cyl lever/blank          |              |                                      |                           |                             |                        |
| W30 – Asylum deadbolt lever/blank            |              |                                      |                           |                             |                        |
| W40 – Asylum deadbolt double cyl lever/blank |              |                                      |                           |                             |                        |

| Product Description                    | Function Code | Price*   |
|--|---------------|----------|
| <b>Mortise Safety Lever</b>            |               |          |
| Office privacy                         | A             | 2,655.00 |
| Storeroom                              | D             | 2,447.00 |
| Intruder deadbolt                      | IND           | 2,447.00 |
| Intruder storeroom deadbolt            | IND2          | 2,447.00 |
| Intruder latch                         | INL           | 2,447.00 |
| Bathroom privacy                       | LT            | 2,655.00 |
| Passage                                | ON            | 2,238.00 |
| Bedroom privacy (RF)                   | RF            | 2,655.00 |
| Bedroom privacy Anti-Lockout (LTF)     | LTF           | 2,655.00 |
| Classroom                              | R             | 2,447.00 |
| Dormitory deadbolt                     | T             | 2,447.00 |
| Asylum lever/lever                     | W1            | 2,447.00 |
| Asylum double cyl lever/lever          | W2            | 2,447.00 |
| Asylum deadbolt lever/lever            | W3            | 2,447.00 |
| Asylum deadbolt double cyl lever/lever | W4            | 2,447.00 |
| Asylum lever/blank                     | W10           | 2,447.00 |
| Asylum double cyl lever/blank          | W20           | 2,447.00 |
| Asylum deadbolt lever/blank            | W30           | 2,447.00 |
| Asylum deadbolt double cyl lever/blank | W40           | 2,447.00 |

## How To Order – Cylindrical Safety Levers

| SPSL                               | CL                              | ON                                       | 16F                       | 630                         | RH                     |
|------------------------------------|---------------------------------|--|---------------------------|-----------------------------|------------------------|
| Series                             | Chassis                         | Function                                 | Lever                     | Finish                      | Hand                   |
| SPSL – Secure Patient Safety Lever | CL – Cylindrical 2-3/4" backset | ON – Cylindrical passage                 | 16F – Anti-ligature lever | 630 – Satin stainless steel | RH<br>LH<br>RHR<br>LHR |
|                                    | CL5 – Cylindrical 5" backset    | ONX – Cylindrical passage blank interior |                           |                             |                        |

| Product Description             | Function Code | Price    |
|---------------------------------|---------------|----------|
| <b>Cylindrical Safety Lever</b> |               |          |
| Passage                         | ON            | 1,947.00 |
| Passage blank interior          | ONX           | 1,947.00 |
| <b>Dummy Trim</b>               |               |          |
| Dummy Trim                      | DT            | 1,084.00 |

# SPSL – Secure Patient Safety Lever (continued)

| Part Description   | Kit Number  | List Price |
|--|-------------|------------|
| Cylindrical Security head screw kit                        | SPSL-SH C1  | 35.00      |
| Mortise Security head screw kit                            | SPSL-SH M1  | 35.00      |
| Security head driver kit                                   | SPSL-SH D1  | 35.00      |
| Turnpiece Disable kit for Female Privacy Locks             | SPSL-TD     | 187.00     |
| Cylinder Protector for IC core cylind. SPSL (incl. 2 keys) | SPSL-CP-IC  | 1,288.00   |
| Cylinder Protector for non-IC cylind. SPSL (incl. 2 keys)  | SPSL-CP-NIC | 1,288.00   |
| Extra magnetic key for SPSL-CP                             | SPSL-CP-K   | 56.00      |

## How To Order – Electrified Mortise Safety Levers

| SP                         | SE                       | ML                                  | R                                   | N            | L   | 630  | RH   |  |                             |                        |
|----------------------------|--------------------------|-------------------------------------|-------------------------------------|--------------|---|--|--|--|-----------------------------|------------------------|
| Series                     | Electric Release Trim[s] |                                     |                                     | Chassis      | Interior Trim Blank   | Function Group   |  |  | Finish                      | Hand                   |
|                            | Designation              | Exterior                            | Interior                            |              |   | RQE  | DPS  | LPS  |                             |                        |
| SP – Secure Patient Safety | SE                       | Electric Release Trim (Fail Secure) | Mechanical                          | ML – Mortise | 'leave empty' – if interior trim required (standard)<br>X** – No trim on the interior, just a blank plate (SPSE or SPSF only) | R* – Request to Exit<br>N – Place-holder if RQE not selected | D* – Door Position<br>N – Place-holder if DPS not selected | L* – Latch Position<br>N – Place -holder if LPS not selected | 630 – Satin Stainless Steel | RH<br>LH<br>RHR<br>LHR |
|                            | SF                       | Electric Release Trim (Fail Safe)   | Mechanical                          |              |   |  |  |  |                             |                        |
|                            | S3                       | Electric Release Trim (Fail Secure) | Electric Release Trim (Fail Secure) |              |   |  |  |  |                             |                        |
|                            | S4                       | Electric Release Trim (Fail Safe)   | Electric Release Trim (Fail Safe)   |              |   |  |  |  |                             |                        |

\*Indicates extra cost option.  
 \*\*Option only available for SPSE and SPSF trims. Security hardware comes standard.

| Function Description                                | Function Code | Price*   |
|---|---------------|----------|
| SPSE - Exterior Release Trim (Fail Secure)          | NNN†          | 3,855.00 |
| SPSF - Exterior Release Trim (Fail Safe)            | NNN†          | 4,026.00 |
| SPS3 - Exterior/Interior Release Trim (Fail Secure) | NNN†          | 3,953.00 |
| SPS4 - Exterior/Interior Release Trim (Fail Safe)   | NNN†          | 4,026.00 |

| Extra Cost Options* | Option Code | Add-On |
|---------------------|-------------|--------|
| Function Code (RQE) | R           | 88.00  |
| Function Code (DPS) | D           | 130.00 |
| Function Code (LPS) | L           | 88.00  |

†Indicates extra cost options for RQE, DPS or LPS functions.  
 \*Standard offering is less cylinder and less core.  
 \*Patented pricing shown is for CORMAX patented keying system.  
 Add \$20.00 for Best Preferred patented keying. †Indicates extra cost options for RQE, DPS or LPS functions.

# SSRL - Secure Seclusion Room/Time Out Room Locks

Specialty Hardware

| Product Description   | Product Number | Price    |
|---|----------------|----------|
| 3-Point constant supervision  | SSRLS-3        | 3,109.00 |
| 3-Point unsupervised  | SSRLU-3        | 3,324.00 |
| Alum. angled strike kit for 3 point outswing doors                        | SSRL-SK3       | 777.00   |
| Single point constant supervision   | SSRLS-1        | 1,839.00 |
| Single point constant supervision, includes strike kit for outswing doors | SSRLS-1-SK1    | 1,919.00 |
| Single point unsupervised   | SSRLU-1        | 2,051.00 |
| Single point unsupervised, includes strike kit for outswing doors         | SSRLU-1-SK1    | 2,130.00 |
| Strike kit for single point outswing doors                                | SSRL-SK1       | 88.00    |
| 3-Point constant supervision w/ digital counter                           | SSRLS-3-C      | 3,410.00 |
| 3-Point unsupervised w/ digital counter                                   | SSRLU-3-C      | 3,621.00 |

SPECIAL NOTE: Normal discount structure does NOT apply to list prices on this page. Obtain net price quotes from your local BEST Sales Representative.

# SEDA – Secure Emergency Door Alarm

Specialty Hardware

| Product Description   | Product Number      | Price     |
|---|---------------------|-----------|
| Sensor - 36" to 42" wide door                                       | SEDA-DSA-P1         | 1,364.00  |
| Sensor - 42" to 48" wide door                                       | SEDA-DSA-P2         | 1,468.00  |
| 12 Door controller/power supply                                     | SEDA-CPS-1A52-12    | 4,231.00  |
| 24 Door controller/power supply                                     | SEDA-CPS-1A52-24    | 7,429.00  |
| 36 Door controller/power supply                                     | SEDA-CPS-1A52-36    | 10,625.00 |
| 48 Door controller/power supply                                     | SEDA-CPS-1A52-48    | 14,895.00 |
| Second console output   | SEDA-CPS-MOD-CONS-2 | 498.00    |
| 12 Door LED console   | SEDA-DCRS-12        | 2,695.00  |
| 24 Door LED console   | SEDA-DCRS-24        | 4,486.00  |
| 36 Door LED console   | SEDA-DCRS-36        | 6,277.00  |
| 48 Door LED console   | SEDA-DCRS-48        | 11,501.00 |
| 12 Door LED Wall Console  | SEDA-WCRS-12        | 3,845.00  |
| 24 Door LED Wall Console  | SEDA-WCRS-24        | 5,890.00  |
| 36 Door LED Wall Console  | SEDA-WCRS-36        | 8,247.00  |
| Wall mounted keyswitch  | SEDA-KSI01          | 498.00    |
| Strobe light ceiling mount  | SEDA-SL1            | 238.00    |
| Strobe light ceiling mount w/ steel mounting plate                  | SEDA-SL2            | 289.00    |
| Full surface angled alum. hinge modified for new or existing hinges | SEDA-ECHFS-MH-AL-4  | 1,598.00  |
| Splice box for room w/ multiple doors                               | SEDA-SPLB-1         | 289.00    |

SPECIAL NOTE: Normal discount structure does NOT apply to list prices on this page. Obtain net price quotes from your local BEST Sales Representative.

# T Series Tubular Deadbolts

Tubular Locks

Federal Spec. 180, 181

NOTE: 8T=ANSI/BHMA Grade 1 • 6T=ANSI/BHMA Grade 2

## How To Order

| 8T/6T  | 3          | 7   | K             | STK   | 606     |  |
|--------|------------|---|---------------|---|---------|--|
| Series | Backset    | Core Housing                              | Function Code | Strike  | Finish  | Options                                    |
| 8T     | 2 – 2-3/8" | 0 – Keyless                               | See below     | STK – Std deadbolt  | 8T      | CS* – Concealed screws                     |
| 6T     | 3 – 2-3/4" | 7 – 7-pin housing; accepts all BEST cores |               | S1 – ANSI deadbolt  | 626 690 | D5 – Drive-in bolt (8T only)               |
|        |            |   |               | S4 – Lip deadbolt   | 626AM*  | LL* – Lead lined (8T only)                 |
|        |            |   |               | S5* – High security deadbolt (only available in 630 finish) | Satin*  | NF – Narrow face 1" on 8T3 (std. on 8T2)   |
|        |            |   |               |   | 606 612 | WF – Wide face 1-1/8" on 8T2 (std. on 8T3) |
|        |            |   |               |   | 613 619 | SH* – Security head screws (8T only)       |
|        |            |   |               |   | Bright* | Thick Door* – specify thickness (8T only)  |
|        |            |   |               |   | 605 611 | Thin Door* – specify thickness (8T only)   |
|        |            |   |               |   | 625     |  |
|        |            |   |               |   | 6T      |  |
|        |            |   |               |   | 626     |  |

\*Indicates extra cost option; see below.

\*\*6T adjustable backset. Backset selection not required.

| Description              | Function Code | Complete With Combined Core |         |          | Less Core |
|--------------------------|---------------|-----------------------------|---------|----------|-----------|
|                          |               | Patented*                   | Premium | Standard |           |
| <b>8T Deadbolts</b>      |               |                             |         |          |           |
| Single-keyed—turnknob    | K             | 446.00                      | 446.00  | 429.00   | 323.00    |
| Single-keyed—no turnknob | L             | 446.00                      | 446.00  | 429.00   | 323.00    |
| Non-keyed—turnknob       | KL            | N/A                         | N/A     | N/A      | 268.00    |
| Double-keyed—CS-standard | M             | 669.00                      | 669.00  | 635.00   | 423.00    |
| Single-keyed—classroom   | S             | 446.00                      | 446.00  | 429.00   | 323.00    |
| <b>6T Deadbolts</b>      |               |                             |         |          |           |
| Single-keyed—turnknob    | K             | 328.00                      | 328.00  | 311.00   | 205.00    |
| Single-keyed—no turnknob | L             | 328.00                      | 328.00  | 311.00   | 205.00    |
| Double-keyed             | M             | 408.00                      | 408.00  | 391.00   | 285.00    |
| Non-keyed turnknob       | KL            | N/A                         | N/A     | N/A      | 171.00    |

\* Patented pricing shown is for CORMAX patented keying system. Add \$20.00 for Best Preferred patented keying.

| Extra Cost Options*                        | Option Code         | Add-On |
|--|---------------------|--------|
| Satin finishes (per lock) (8T only)        | 606, 612, 613, etc. | 42.00  |
| Bright finishes (per lock) (8T only)       | 605, 611, 625, etc. | 42.00  |
| UltraShield antimicrobial finish (8T only) | 626AM               | 63.00  |
| Concealed screws (8T only)                 | CS                  | 71.00  |
| Lead lined (8T only)                       | LL                  | 250.00 |
| High security strikes (8T only)            | S5                  | 58.00  |
| Security head screws (8T only)             | SH                  | 37.00  |
| Thick door (8T only)                       | Specify thickness   | 62.00  |
| Thin door (8T, M function only)            | Specify thickness   | 62.00  |

ATTENTION: Locksets that secure both sides of the door (e.g. L and M functions) and their use is controlled by building codes and the Life Safety Code. Delay in unlocking for emergency exit could be hazardous or even fatal.

| Part Description                     | Part Number | Part Price |
|--------------------------------------|-------------|------------|
| 2-3/8" Deadbolt tube                 | 8TD2B       | 77.00      |
| 2-3/4" Deadbolt tube                 | 8TD3B       | 77.00      |
| 2-3/8" Drive-in bolt                 | 8TD25       | 77.00      |
| 2-3/4" Drive-in bolt                 | 8TD35       | 77.00      |
| Std. deadbolt strike pkg.            | 8TSSTK      | 15.00      |
| ANSI deadbolt strike pkg.            | 8TSI        | 45.00      |
| Deadbolt lip strike pkg.             | 8TS4        | 15.00      |
| High security strike pkg. / deadbolt | 8TS5*       | 78.00      |

\* 8TS5 only available in 630 finish

# W Series Electric Switch Locks

# Electromechanical Locks

## How To Order

| Series | Core Housing                              | Function code | Finish   | Optional Box** |
|--------|---|---------------|--|----------------|
| 1W     | 7 – 7-pin housing; accepts all BEST cores | See below     | 626 690<br><b>Satin*</b><br>606 612<br>613 619<br><b>Bright*</b><br>605 611<br>625 | See below      |

\*Indicates extra cost option; see below.

\*\*Not all boxes are compatible with all switch locks. See the catalog for details.

| Function Description           | Switch Type | Key Position 2*** | Key Position 3*** | Function Code | Complete With Combined Core |         |          | Less Core |
|--------------------------------|-------------|-------------------|-------------------|---------------|-----------------------------|---------|----------|-----------|
|                                |             |                   |                   |               | Patented*                   | Premium | Standard |           |
| <b>Maintained Switch Locks</b> |             |                   |                   |               |                             |         |          |           |
| Low voltage                    | SPDT        | 3 o'clock         | N/A               | A1            | 406.00                      | 406.00  | 389.00   | 283.00    |
| Single switch                  | SPDT        | 2 o'clock         | N/A               | B1            | 363.00                      | 363.00  | 346.00   | 240.00    |
| Single switch                  | SPDT        | 12 o'clock        | N/A               | B2            | 363.00                      | 363.00  | 346.00   | 240.00    |
| Single switch                  | SPST        | 5 o'clock         | 12 o'clock        | C2**          | 485.00                      | 485.00  | 468.00   | 362.00    |
| Toggle switch                  | DPST        | 2 o'clock         | N/A               | D2            | 446.00                      | 446.00  | 429.00   | 323.00    |
| Toggle switch                  | TPDT        | 3 o'clock         | 9 o'clock         | E2            | 453.00                      | 453.00  | 436.00   | 330.00    |
| Toggle switch                  | SPDT        | 2 o'clock         | 12 o'clock        | L2            | 493.00                      | 493.00  | 476.00   | 370.00    |
| Dual switch                    | 2 SPDT      | 3 o'clock         | N/A               | J1            | 475.00                      | 475.00  | 458.00   | 352.00    |
| Dual switch                    | 2 SPDT      | 12 o'clock        | N/A               | J2            | 532.00                      | 532.00  | 515.00   | 409.00    |
| <b>Momentary Switch Locks</b>  |             |                   |                   |               |                             |         |          |           |
| Single switch                  | SPDT        | 2 o'clock         | 12 o'clock        | B3            | 406.00                      | 406.00  | 389.00   | 283.00    |
| Dual switch                    | 2 SPDT      | 2 o'clock         | 12 o'clock        | J3            | 475.00                      | 475.00  | 458.00   | 352.00    |
| Toggle switch                  | DPDT        | 2 o'clock         | 10 o'clock        | K4            | 475.00                      | 475.00  | 458.00   | 352.00    |
| Dual switch                    | 2 SPDT      | 2 o'clock         | 10 o'clock        | P4            | 446.00                      | 446.00  | 429.00   | 323.00    |
| Quad switch                    | 4 SPDT      | 2 o'clock         | 10 o'clock        | R4            | 468.00                      | 468.00  | 451.00   | 345.00    |

\*Patented pricing shown is for CORMAX patented keying system. Add \$20.00 for BEST Preferred patented keying.

\*\*Supplied with OC1 box only (included in price).

\*\*\*Key position 1 for all switch locks is 12 o'clock except for the C2 function which is at 7 o'clock and the L2 function which is at 10 o'clock position.  
For all switch locks, the key is removable in the 12 o'clock position only.

### Extra Cost Options\*/Optional Boxes

| Description                    | Code               | Price  |
|--------------------------------|--------------------|--------|
| Satin finishes                 | 606, 612, 613 etc. | 7.50   |
| Bright finishes                | 605, 611, 625 etc. | 10.00  |
| Interior box                   | INT                | 88.00  |
| Standard octagon center mount  | OC1                | 87.00  |
| Deep octagon offset mount      | OC2                | 143.00 |
| Standard weather resistant box | SWR                | 445.00 |

### Parts

| Function Code                    | Replacement Switch # | Price  |
|----------------------------------|----------------------|--------|
| A1                               | S4A                  | 75.00  |
| B1, B2, B3, J1, J2, J3, P4, & R4 | S4B                  | 31.00  |
| C2                               | S4C                  | 131.00 |
| D2                               | S4D                  | 51.00  |
| E2                               | S4E                  | 115.00 |
| K4                               | S4K                  | 115.00 |
| L2                               | S4L                  | 100.00 |



# 45HW Series Electromechanical Mortise Locks

## Electromechanical Locks

### How To Order

| Series | Core Housing   | Function Code   | Lever Style  | Trim Style   | Finish  | Door Hand              | Options  |
|--------|--|---|--|--|---|------------------------|--|
| 45HW   | 0** – Less Core Housing<br>7 – 7-pin housing, accepts all BEST cores | <b>Electrically-locked***</b><br>DEL LEL<br>NXEL TDEL<br>TWEL WEL<br><b>Electrically-unlocked****</b><br>DEU LEU<br>NXEU TDEU<br>TWEU WEU | <b>Levers:</b><br>3 – Solid tube/return<br>12* – Solid tube/no return<br>14 – Curved/return<br>15 – Contour/angle return<br>16 – Curved/no return<br>17* – Gull wing<br><b>Knobs:</b><br>4 – Round<br><b>Decorative****</b><br>50-91 | <b>H</b> – 2-3/4" dia.<br><b>R</b> – 2-3/4" dia.<br><b>S</b> – 3-1/2" dia.<br><b>J*</b> – Wrought<br><b>M*</b> – Forged<br><b>N*</b> – Forged (concealed cylinder; N trim invalid on non-keyed and double keyed functions) | 626 630<br>690 622<br>626AM*<br>630AM*<br><b>Satin*</b><br>606 612<br>613 619<br><b>Bright*</b><br>605 611<br>625 629 | RH<br>RHR<br>LH<br>LHR | <b>C*</b> – Pre-Terminated Quick Connect Plug<br><b>DS*</b> – Door status monitor<br><b>IDH*</b> – Integrated Door Hardware<br><b>LL*</b> – Lead lined<br><b>LS*</b> – Latch status monitor<br><b>RQE*</b> – Request to exit<br><b>Thick door*</b> – Specify thickness<br><b>7/8***</b> – Flat lip strike<br><b>VT*</b> – Vandal Trim<br><b>12V</b> – 12V Solenoid (24V is standard)<br><b>TAC/I*</b> – Tactile Lever Inside<br><b>TAC/O*</b> – Tactile lever Outside<br><b>TAC/B*</b> – Tactile Lever Both<br><b>VIN*</b> – Visual Indicator<br><b>SH*</b> – Security Head Screws |

\* Indicates extra cost, see below.

\*\* Indicates cost deduction, see below.

\*\*\* Fail safe functions (EL) and fail secure functions (EU) include a Temperature Control Module (TCM) with the price of the lock.

\*\*\*\* Decorative levers are considered special order items that may have extended lead times. Consult factory for lead times. Available decorative levers: 50-53, 55, 60, 62-63, 65, 69, 75, 79-81, and 89.

† See BEST Hinges & Door Accessories price book for Wire Harness product

^ IDH option - gives both RQE and DS options in one

| Function Description                   | Function Code | Patented* | Premium  | Standard | Less Core |
|--|---------------|-----------|----------|----------|-----------|
| <b>45HW Electromechanical:</b>         |               |           |          |          |           |
| 45HW Single key, latch, fail secure    | DEU           | 2,345.00  | 2,345.00 | 2,328.00 | 2,222.00  |
| 45HW Single key, latch, fail safe      | DEL           | 2,345.00  | 2,345.00 | 2,328.00 | 2,222.00  |
| 45HW Double key, latch, fail secure    | WEU           | 2,552.00  | 2,552.00 | 2,518.00 | 2,306.00  |
| 45HW Double key, latch, fail safe      | WEL           | 2,552.00  | 2,552.00 | 2,518.00 | 2,306.00  |
| 45HW Keyless, latch, fail secure       | NXEU          | N/A       | N/A      | N/A      | 2,138.00  |
| 45HW Keyless, latch, fail safe         | NXEL          | N/A       | N/A      | N/A      | 2,138.00  |
| 45HW Single key, deadbolt, fail secure | TDEU          | 2,388.00  | 2,388.00 | 2,371.00 | 2,265.00  |
| 45HW Single key, deadbolt, fail safe   | TDEL          | 2,388.00  | 2,388.00 | 2,371.00 | 2,265.00  |
| 45HW Double key, deadbolt, fail secure | TWEU          | 2,595.00  | 2,595.00 | 2,561.00 | 2,349.00  |
| 45HW Double key, deadbolt, fail safe   | TWEL          | 2,595.00  | 2,595.00 | 2,561.00 | 2,349.00  |
| 45HW Keyless, deadbolt, fail secure    | LEU           | N/A       | N/A      | N/A      | 2,181.00  |
| 45HW Keyless, deadbolt, fail safe      | LEL           | N/A       | N/A      | N/A      | 2,181.00  |

\* Patented pricing shown is for CORMAX patented keying system. Add \$20.00 for BEST Preferred patented keying.

| Extra Cost Options*              | Option Code             | Add-On |
|----------------------------------|-------------------------|--------|
| Satin finishes (per lock)        | 606, 612, 613, 619 etc. | 52.00  |
| Bright finishes (per lock)       | 605, 611, 625, etc.     | 92.00  |
| UltraShield antimicrobial finish | 626AM, 630AM            | 97.00  |
| Wrought trim                     | J                       | 23.00  |
| Thick door                       | Specify thickness       | 131.00 |
| Lead lined                       | LL                      | 351.00 |
| Forged trim                      | M, N                    | 147.00 |
| 7/8" Lip-to-center strike        | 7/8 LTC                 | 37.00  |
| 12, 17 Lever Design              | 12, 17                  | 103.00 |
| Vandal trim - 630 finish***      | VT                      | 225.00 |
| Vandal trim - other finishes***  | VT                      | 175.00 |
| Visual Indicator                 | VIN                     | 70.00  |

\*\*Not available on #17 levers.

\*\*\*Available only with #14 and #15 levers.

Only #14 lever complies with California State Fire Marshall Code.

\*\*\*\*gives both RQE and DS options in one

| Extra Cost Options*          | Option Code | Add-On |
|------------------------------|-------------|--------|
| Request to exit              | RQE         | 68.00  |
| Integrated door hardware**** | IDH         | 188.00 |
| Latch status monitor         | LS          | 137.00 |
| Door status monitor          | DS          | 188.00 |
| Tactile both levers/knobs**  | TAC/B       | 183.00 |
| Tactile outside lever/knob** | TAC/O       | 97.00  |
| Tactile inside lever/knob**  | TAC/I       | 97.00  |
| Decorative Lever Design      | 50 to 91    | 319.00 |
| Security Head Screws         | SH          | 37.00  |

| **Cost Deductions                                 | Option Code | Deduct |
|---|-------------|--------|
| Less cylinder option (Deduct from complete price) | 0           | 84.00  |

# 47HW Series High Security Electromechanical Mortise Locks

Electromechanical Locks

## How To Order

| Series | Core Housing                              | Function Code  | Lever Style  | Trim Style   | Finish                         | Door Hand              | Options  |
|--------|---|--|--|--|--------------------------------|------------------------|--|
| 47HW   | 7 – 7-pin housing; accepts all BEST cores | DEL<br>TDEL<br>TWEL<br>WEL<br><br>DEU<br>TDEU<br>TWEU<br>WEU | <b>Levers:</b><br>3 – Solid tube/return<br>12* – Solid tube/no return<br>14 – Curved/return<br>15 – Contour/angle return<br>16 – Curved/no return<br>17* – Gull wing<br><br><b>Knobs:</b><br>4 – Round<br><b>Decorative****</b><br>50-91 | <b>M</b> – forged<br><b>H*****</b> – 2-3/4" dia.<br><b>R*****</b> – 2-3/4" dia.<br><b>S*****</b> – 3-1/2" dia. | 626<br>630<br>626AM*<br>630AM* | RH<br>RHR<br>LH<br>LHR | <b>C*</b> – Pre-Terminated Quick Connect Plug<br><b>DS*</b> – Door status monitor<br><b>IDH*</b> – Integrated Door Hardware<br><b>LS*</b> – Latch status monitor<br><b>ROE*</b> – Request to exit<br><b>Thick door*</b> – [Specify thickness]<br><b>7/8**</b> – Flat lip strike<br><b>VT*</b> – Vandal Trim<br><b>12V</b> – 12V Solenoid (24V is standard)<br><b>K</b> – Non-UL Cylinder<br><b>TAC/I*</b> – Tactile Lever Inside<br><b>TAC/O*</b> – Tactile lever Outside<br><b>TAC/B*</b> – Tactile Lever Both<br><b>LL*</b> – Lead Lined |

\* Indicates extra cost, see below.

\*\* Indicates cost deduction, see below.

\*\*\* Fail safe functions (EL) and fail secure functions (EU) include a Temperature Control Module (TCM) with the price of the lock.

\*\*\*\* Decorative levers are considered special order items that may have extended lead times. Consult factory for lead times. Available decorative levers: 50-53, 55, 60, 62-63, 65, 69, 75, 79-81, and 89.

\*\*\*\*\* To maintain the UL437 standard for high security locks, order only M trim. Using H, R or S trim does not meet the UL437 standard.

+ See BEST Hinges & Door Accessories price book for Wire Harness product

| Function Description                   | Function Code | Complete With Combined Core |         |          | Less Core   |
|--|---------------|-----------------------------|---------|----------|---|
|  |               | Patented*                   | Premium | Standard |   |
| <b>47HW Electromechanical:</b>         |               |                             |         |          |   |
| 47HW Single key, latch, fail secure    | DEU           | 2,211.00                    | N/A     | 2,210.00 | NOTE: 47HW Series must be keyed at the factory unless the K Option is ordered |
| 47HW Single key, latch, fail safe      | DEL           | 2,211.00                    | N/A     | 2,210.00 |   |
| 47HW Double key, latch, fail secure    | WEU           | 2,517.00                    | N/A     | 2,515.00 |   |
| 47HW Double key, latch, fail safe      | WEL           | 2,517.00                    | N/A     | 2,515.00 |   |
| 47HW Single key, deadbolt, fail secure | TDEU          | 2,253.00                    | N/A     | 2,252.00 |   |
| 47HW Single key, deadbolt, fail safe   | TDEL          | 2,253.00                    | N/A     | 2,252.00 |   |
| 47HW Double key, deadbolt, fail secure | TWEU          | 2,544.00                    | N/A     | 2,542.00 |   |
| 47HW Double key, deadbolt, fail safe   | TWEL          | 2,544.00                    | N/A     | 2,542.00 |   |

\* Patented pricing shown is for CORMAX patented keying system. Add \$20.00 for BEST Preferred patented keying.

| Extra Cost Options*              |                   | Add-On |
|----------------------------------|-------------------|--------|
| Thick door                       | Specify thickness | 131.00 |
| 7/8" Lip-to-center strike        | 7/8 LTC           | 37.00  |
| 12, 17 Lever Design              | 12, 17            | 103.00 |
| UltraShield antimicrobial finish | 626AM, 630AM      | 97.00  |
| Decorative Lever Design          | 50-91             | 319.00 |
| Vandal trim - 630 finish***      | VT                | 225.00 |
| Vandal trim - other finishes***  | VT                | 175.00 |
| Request to exit                  | ROE               | 68.00  |
| Integrated door hardware         | IDH               | 188.00 |
| Latch status monitor             | LS                | 137.00 |
| Door status monitor              | DS                | 188.00 |
| Lead Lined                       | LL                | 351.00 |

\*\*\* Available only with #14 and #15 levers.

Only #14 lever complies with California State Fire Marshall Code.

| Extra Cost Options*          | Option Code | Add-On |
|------------------------------|-------------|--------|
| Tactile both levers/knobs**  | TAC/B       | 183.00 |
| Tactile outside lever/knob** | TAC/O       | 97.00  |
| Tactile inside lever/knob**  | TAC/I       | 97.00  |

Security Head Screws provided stanadard on 47HW.

\*\*Not available on #17 levers.

ATTENTION: Locksets that secure both sides of the door (eg, WEL & WEU) are controlled by building codes and the Life Safety Code. Delay in unlocking for rapid emergency exit could be hazardous or even fatal.

# 8KW/9KW Series Electromechanical Cylindrical Locks

## Electromechanical Locks

### How To Order

| 8KW    | 3                                    | 7   | DEL   | 4                      | C  | STK                         | 626   |  |
|--------|--------------------------------------|---|---|------------------------|--|-----------------------------|---|--|
| Series | Backset                              | Core Housing                                    | Function Code   | Knob Style             | Rose Style   | Strike Package              | Finish  | Options  |
| 8KW    | 3 – 2-3/4"<br>4* – 3-3/4"<br>5* – 5" | 7 – 7-pin housing;<br>accepts all BEST<br>cores | DEL** –<br>Electrically locked<br>DEU** –<br>Electrically<br>unlocked | 4 – Round<br>6 – Tulip | C – 3" convex<br>D – 3-1/2" convex<br>K – 3" convex<br>L – 3-1/2" convex | STK – Standard<br>S3 – ANSI | 626 690<br>626AM*<br>Satin*<br>606 612<br>613 619<br>622<br>Bright*<br>605 611<br>625 | BRK – Break-away (keyed only)<br>C* – Pre-Terminated Quick<br>Connect Plug<br>LL* – Lead lined<br>SH* – Security head screws<br>3/4* – 3/4" throw<br>RQE* – Request to Exit<br>Thin Door* – 1-3/8"<br>TAC/I* – Tactile Lever Inside<br>TAC/O* – Tactile lever Outside<br>TAC/B* – Tactile Lever Both<br>12V – Specify 12V System:<br>Standard voltage is 24V |

\* Indicates extra cost, see below.

\*\* Fail safe functions (EL) and fail secure functions (EU) include a Temperature Control Module (TCM) with the price of the lock.

+ See BEST Hinges & Door Accessories price book for Wire Harness product

| 9KW    | 3                                    | 7   | DEL  | 15   | C  | S3  | 626   |  |
|--------|--------------------------------------|---|--|--|--|---|---|--|
| Series | Backset                              | Core Housing  | Function Code  | Lever Style  | Rose Style   | Strike Package  | Finish  | Options  |
| 9KW    | 3 – 2-3/4"<br>4* – 3-3/4"<br>5* – 5" | 0*** – Non-<br>IC and LFIC<br>competitive<br>cylinder<br>(less core)<br>6** – 6 pin<br>Non-IC<br>Cylinder<br>7 – 7-pin<br>Housing;<br>accepts all<br>BEST cores | DEL – Electrically<br>locked****<br>DEU – Electrically<br>unlocked**** | 14 – Curved with<br>return<br>15 – Contour with<br>angle return<br>16 – Curved with<br>no return | C – 3" convex<br>D – 3-1/2" convex<br>K – 3" convex no<br>ring<br>L – 3-1/2" convex<br>no ring | STK – Standard<br>S3 – ANSI<br>S3 7/8* – 7/8 Lip<br>to Center strike<br>LS – Less Strike<br>S3B* – ANSI (Stike<br>w/ Plastic Box)<br>S3B 7/8* – ANSI<br>(Stike w/ Plastic<br>Box) | 626 690<br>626AM*<br>Satin*<br>606 612<br>613 619<br>622<br>Bright*<br>605 611<br>625 | 3/4* – 3/4" throw latch<br>ATB – 2-3/4" Through bolt Prep<br>ATB2 – 2-5/8" Through bolt prep<br>C* – Pre-Terminated Quick Connect<br>Plug<br>LL* – Lead lined<br>SH* – Security head screws<br>LM – Lost motion<br>RQE* – Request to Exit<br>Thin Door* – 1-3/8"<br>AL/O* – Abrasive Lever Outside<br>AL/I* – Abrasive Lever Inside<br>AL/B* – Abrasive Lever Both<br>TL/O* – Tactile Lever Outside<br>TL/I* – Tactile Lever Inside<br>TL/B* – Tactile Lever Both<br>FRL – Full Radius Latch<br>OB** – Non-IC zero-bitted<br>KA** – Non-IC keyed alike<br>KD** – Non-IC keyed different<br>COR*** – Non-IC Corbin-Russwin<br>MED*** – Non-IC Medeco<br>SAR*** – Non-IC Sargent<br>SCH*** – Non-IC Schlage<br>YAL*** – Non-IC Yale<br>SARRC*** – LFIC Sargent<br>CORRC*** – LFIC Corbin<br>YALRC*** – LFIC Yale<br>SCHRC*** – LFIC Schlage<br>(14 & 15 lever only) 12V – Specify 12V<br>System: Standard voltage is 24V |

\* Indicates extra cost option.

\*\* Six-pin cylinder in Schlage "C" keyway included with OB, KA, and KD options. Must specify "6" for core housing.

\*\*\* Cylinder not included with COR, MED, SAR, SCH, YAL, CORRC, YALRC, SARRC, or SCHRC options. Must specify "0" for core housing.

\*\*\*\* Fail safe functions (EL) and fail secure functions (EU) include a Temperature Control Module (TCM) with the price of the lock.

# 8KW/9KW Series Electromechanical Cylindrical Locks (cont.)

## Electromechanical Locks

| Function Description         | Function Code | Complete With Combined Core |          |          | Less Core | 6-pin non-IC Cylinder<br>OB, KA, KD |
|------------------------------|---------------|-----------------------------|----------|----------|-----------|-------------------------------------|
|                              |               | Patented*                   | Premium  | Standard |           |                                     |
| <b>Electromechanical:</b>    |               |                             |          |          |           |                                     |
| 8KW Elect. locked / unlocked | DEL, DEU      | 1,795.00                    | 1,795.00 | 1,778.00 | 1,672.00  | N/A                                 |
| 9KW Elect. locked / unlocked | DEL, DEU      | 1,606.00                    | 1,606.00 | 1,589.00 | 1,483.00  | 1,567.00                            |

\*Patented pricing shown is for CORMAX patented keying system. Add \$20.00 for BEST Preferred patented keying.

| Extra Cost Options*              | Option Code              | Add-On |
|----------------------------------|--------------------------|--------|
| Satin finishes (per lock)        | 606, 612, 613, etc.      | 33.00  |
| Bright finishes (per lock)       | 605, 611, 625, 629, etc. | 68.00  |
| UltraShield antimicrobial finish | 626AM                    | 93.00  |
| Thin door 1-3/8"                 | 1-3/8"                   | 124.00 |
| 3/4" throw latch                 | 3/4                      | 52.00  |
| Special backsets                 | 84K / 85K / 94K / 95K    | 36.00  |
| Lead lined                       | LL                       | 345.00 |
| Security head screws             | SH                       | 37.00  |
| Tactile knob both sides          | TAC/B                    | 130.00 |
| Tactile knob outside             | TAC/O                    | 68.00  |
| Tactile knob inside              | TAC/I                    | 68.00  |
| Abrasive lever both sides        | AL/B                     | 68.00  |
| Abrasive lever outside           | AL/O                     | 37.00  |
| Abrasive lever inside            | AL/I                     | 37.00  |
| Tactile lever both sides         | TL/B                     | 130.00 |
| Full radius latch                | FRL                      | 36.00  |
| Tactile lever outside            | TL/O                     | 68.00  |
| Tactile lever inside             | TL/I                     | 68.00  |
| 7/8" Lip-to-center strike        | S3 7/8                   | 37.00  |
| Strike with plastic box          | S3B or S3B 7/8           | 3.70   |
| Request to exit                  | ROE                      | 257.00 |

NOTE: These options do not come with a cylinder. The lock is just prepped for cylinders of these other manufacturers and comes with a throw member for that manufacturer's cylinder.

| Extra Cost Options*                  | Option Code | Add-On |
|--------------------------------------|-------------|--------|
| Non-IC Corbin-Russwin (single keyed) | COR         | 11.00  |
| Non-IC Corbin-Russwin (double keyed) | COR         | 27.00  |
| Non-IC Medeco (single keyed)         | MED         | 11.00  |
| Non-IC Medeco (double keyed)         | MED         | 27.00  |
| Non-IC Sargent (single keyed)        | SAR         | 11.00  |
| Non-IC Sargent (double keyed)        | SAR         | 27.00  |
| Non-IC Schlage (single keyed)        | SCH         | 11.00  |
| Non-IC Schlage (double keyed)        | SCH         | 27.00  |
| Non-IC Yale (single keyed)           | YAL         | 11.00  |
| Non-IC Yale (double keyed)           | YAL         | 27.00  |

NOTE: These options do not come with a cylinder. The lock is just prepped for cylinders of these other manufacturers and comes with a throw member for that manufacturer's cylinder.

| Parts Description              | Part Number | Price  |
|--------------------------------|-------------|--------|
| 2-3/4" deadlocking latch       | 8KL3        | 123.00 |
| 3-3/4" deadlocking latch       | 8KL4        | 153.00 |
| 5" deadlocking latch           | 8KL5        | 153.00 |
| Standard strike package        | 8KS2        | 14.00  |
| ANSI strike package            | 8KS3        | 40.00  |
| 8KW Throw member 6-pin / 7-pin | B92506      | 4.30   |
| 9KW Throw member 6-pin / 7-pin | B92505      | 4.30   |
| Breakaway knob driver          | B54856      | 15.00  |

## Electromechanical Lock Accessories

| Description                          | Catalog Number | Price  |
|--------------------------------------|----------------|--------|
| Transformer                          | 8W599          | 252.00 |
| AC to DC converter                   | 8WCON          | 102.00 |
| Narrow plate (push button)           | 8WBU-1-N       | 172.00 |
| Standard plate (push button)         | 8WBU-1-A       | 172.00 |
| Universal temperature control module | 8WTCM          | 275.00 |

# 45HZ Keypad EZ Mortise Locks

## How To Order

| Series      | Core Housing   | Function Code  | Lever Style  | Trim Style  | Finish  | Door Hand                | Options   |
|-------------|--|--|--|---|---|--------------------------|---|
| 45HZ        | 7  | TV   | 15   | KP  | 626   | RH                       |   |
| <b>45HZ</b> | <b>0**</b> – Less Core Housing<br><b>7</b> – 7-pin housing; accepts all BEST cores | <b>DV</b> – Latch with key<br><b>TV</b> – Deadbolt with key<br><b>NV</b> – Latch without key<br><b>LV</b> – Deadbolt without key | <b>Levers:</b><br><b>3</b> – Solid tube/return<br><b>12*</b> – Solid tube/no return<br><b>14</b> – Curved/return<br><b>15</b> – Contour/angle return<br><b>16</b> – Curved/no return<br><b>17*</b> – Gull wing<br><b>4</b> – Round Knob<br><b>Decorative*</b><br>50–91 | <b>KP</b> – Keypad<br><b>KG</b> – Keypad with inside trim passage toggle button | 626 690<br>626AM* – Antimicrobial<br><b>Satin*</b><br>606 612<br>613 619<br>622<br><b>Bright*</b><br>605 611<br>618 625 | RH<br>RHRB<br>LH<br>LHRB | <b>8CE*</b> – 8-cell battery holder assy with batteries<br><b>4SW</b> – 4-cell shrink wrap battery<br><b>P2***</b> – Phillips head screws<br><b>Thick Door*</b> – Specify thickness<br><b>7/8**</b> – Flat lip strike<br><b>TAC/I*</b> – Tactile Lever Inside<br><b>TAC/O*</b> – Tactile lever Outside<br><b>TAC/B*</b> – Tactile Lever Both<br><b>WS</b> – Windstorm Label (Florida Building Code) |

\* Indicates extra cost, see below.

\*\* Fail safe functions (EL) and fail secure functions (EU) include a Temperature Control Module (TCM) with the price of the lock.

+ See BEST Hinges & Door Accessories price book for Wire Harness product

| Description                     | Function Code | Complete With Combined Core |          |          | Less Core |
|---------------------------------|---------------|-----------------------------|----------|----------|-----------|
|                                 |               | Patented*                   | Premium  | Standard |           |
| <b>Keypad EZ Mortise Locks:</b> |               |                             |          |          |           |
| 45HZ - Single Keyed Latch       | DV            | 2,075.00                    | 2,075.00 | 2,058.00 | 1,952.00  |
| 45HZ - Single Keyed Deadbolt    | TV            | 2,117.00                    | 2,117.00 | 2,100.00 | 1,994.00  |
| 45HZ - Non-keyed Latch          | NV            | N/A                         | N/A      | N/A      | 1,868.00  |
| 45HZ - Non-keyed Deadbolt       | LV            | N/A                         | N/A      | N/A      | 1,910.00  |

\* Patented pricing shown is for CORMAX patented keying system. Add \$20.00 for BEST Preferred patented keying.

| Extra Cost Options*              | Option Code             | Add-On |
|----------------------------------|-------------------------|--------|
| Satin finishes (per lock)        | 606, 612, 613, 619 etc. | 92.00  |
| Bright finishes (per lock)       | 605, 611, 625, etc.     | 177.00 |
| UltraShield antimicrobial finish | 626AM                   | 193.00 |
| Thick door                       | Specify thickness       | 131.00 |
| Tactile both levers/knobs**      | TAC/B                   | 183.00 |
| Tactile outside lever/knob**     | TAC/O                   | 97.00  |
| Tactile inside lever/knob**      | TAC/I                   | 97.00  |
| 7/8" Lip-to-center strike        | 7/8 LTC                 | 37.00  |
| 12, 17 Lever Design              | 12, 17                  | 103.00 |
| Decorative Lever Design          | 50-91                   | 319.00 |
| Extended Life Battery            | 8CE                     | 106.00 |

\*\* Not available on #17 levers.

| **Cost Deductions                                 | Option Code | Deduct |
|---|-------------|--------|
| Less cylinder option (Deduct from complete price) | 0           | 84.00  |

# 9KZ Keypad EZ Cylindrical Locks

## Electromechanical Locks

### How To Order

| 9KZ    | 3                      | 7   | DV            | 15  | KP  | STK   | 626   |  |
|--------|------------------------|---|---------------|---|---|---|---|--|
| Series | Backset                | Core Housing  | Function Code | Lever Style   | Trim Style  | Strike Package  | Finish  | Options  |
| 9KZ    | 3 – 2-3/4"             | 0*** – Non-IC and LFIC competitive cylinder (less core)<br>6** – 6 pin non-IC cylinder<br>7 – 7-pin housing; accepts all BEST cores | DV – With Key | 14 – Curved with return   | KP – Keypad<br>KG – Keypad with inside trim passage toggle button | STK – Standard<br>S3 – ANSI<br>S3 – 7/8" Lip to Center Strike<br>S3B* – ANSI (Strike w/ Plastic Box)<br>S3B 7/8* – ANSI (Strike w/ Plastic Box) | 626 690   | 8CE* – 8 cell battery holder assy with batteries<br>4SW – 4 cell shrink wrap battery<br>P2**** – Phillips head screws<br>LM – Lost motion<br>3/4* – 3/4" throw latch<br>FRL – Full Radius Latch<br>OB* – non-IC zero-bitted<br>KA* – non-IC keyed alike<br>KD* – non-IC keyed different<br>COR*** – Non IC Corbin–Russwin<br>MED*** – Non IC Medeco<br>SAR*** – Non IC Sargent<br>SCH*** – Non IC Schlage<br>YAL*** – Non IC Yale<br>SARRC*** – LFIC Sargent<br>CORRC*** – LFIC Corbin<br>YALRC*** – LFIC Yale<br>SCHRC*** – LFIC Schlage<br>AL/O* – Abrasive Lever Outside<br>AL/I* – Abrasive Lever Inside<br>AL/B* – Abrasive Lever Both<br>TL/O* – Tactile Lever Outside<br>TL/I* – Tactile Lever Inside<br>TL/B* – Tactile Lever Both<br>WS – Windstorm Label (Florida Building Code) |
|        | 4* – 3-3/4"<br>5* – 5" |   |               | 15 – Contour angle return<br>16 – Curved with no return<br>4 – Round Knob |   |   | 606 612<br>613 619<br>622<br>605 611<br>618 625 |  |

\* Indicates extra cost option.

\*\* Six-pin cylinder in Schlage "C" keyway included with OB, KA, and KD options. Must specify "6" for core housing.

\*\*\* Cylinder not included with COR, MED, SAR, SCH, YAL, or SCHRC options. Must specify "0" for core housing.

\*\*\*\* T15 Torx security screws are supplied standard.

| Function Description               | Function Code | Complete With Combined Core |          |          | Less Core | 6-pin non-IC Cylinder<br>OB, KA, KD |
|------------------------------------|---------------|-----------------------------|----------|----------|-----------|-------------------------------------|
|                                    |               | Patented*                   | Premium  | Standard |           |                                     |
| <b>Keypad EZ Cylindrical Lock:</b> |               |                             |          |          |           |                                     |
| 9KZ - Single keyed lock            | DV            | 1,843.00                    | 1,843.00 | 1,826.00 | 1,720.00  | 1,804.00                            |

\*Patented pricing shown is for CORMAX patented keying system. Add \$20.00 for BEST Preferred patented keying.

| Extra Cost Options*              | Option Code         | Add-On |
|----------------------------------|---------------------|--------|
| Satin finishes (per lock)        | 606, 612, 613, etc. | 92.00  |
| Bright finishes (per lock)       | 605, 625, 629, etc. | 177.00 |
| UltraShield antimicrobial finish | 626AM               | 193.00 |
| 3/4" throw latch                 | 3/4                 | 52.00  |
| Special backsets                 | 94KZ / 95KZ         | 36.00  |
| Abrasive lever both sides        | AL/B                | 68.00  |
| Abrasive lever outside           | AL/O                | 37.00  |
| Abrasive lever inside            | AL/I                | 37.00  |
| Tactile lever both sides         | TL/B                | 130.00 |
| Tactile lever outside            | TL/O                | 68.00  |
| Tactile lever inside             | TL/I                | 68.00  |
| Full radius latch                | FRL                 | 36.00  |
| 7/8" Lip-to-center strike        | S3 7/8              | 37.00  |
| Strike with plastic box          | S3B or S3B 7/8      | 37.00  |
| Extended Life Battery            | 8CE                 | 106.00 |

| Extra Cost Options*                  | Option Code | Add-On |
|--------------------------------------|-------------|--------|
| Non-IC Corbin-Russwin (single keyed) | COR         | 11.00  |
| Non-IC Medeco (single keyed)         | MED         | 11.00  |
| Non-IC Sargent (single keyed)        | SAR         | 11.00  |
| Non-IC Schlage (single keyed)        | SCH         | 11.00  |
| Non-IC Yale (single keyed)           | YAL         | 11.00  |

NOTE: These options do not come with a cylinder. The lock is just prepped for cylinders of these other manufacturers and comes with a throw member for that manufacturer's cylinder.

| Part Description           | Part Number | Price  |
|----------------------------|-------------|--------|
| 2-3/4" deadlocking latch   | 8KL3        | 123.00 |
| 3-3/4" deadlocking latch   | 8KL4        | 153.00 |
| 5" deadlocking latch       | 8KL5        | 153.00 |
| Standard strike package    | 8KS2        | 14.00  |
| ANSI strike package        | 8KS3        | 40.00  |
| Throw member 6-pin / 7-pin | B92505      | 4.30   |

# EXZ Keypad EZ Exit Trim

## How To Order

| Series | Core Housing   | Function Code                                     | Lever Style   | Trim Style          | Finish  | Door Hand  | Manf.  | Locking Type  | Options                           |
|--------|--|---|---|---------------------|---|------------|--|---|-----------------------------------|
| EXZ    | <b>0</b> – Less Core Housing<br><b>7</b> – 7-pin housing; accepts all BEST cores | <b>EV</b> – With key**<br><b>NV</b> – Without key | <b>14</b> – Curved w/ return<br><b>15</b> – Contour w/ angle return | <b>KP</b> – Key Pad | 626 690<br>626AM*<br><b>Satin*</b><br>606 613 | RHR<br>LHR | <b>VD9**</b> – Von Duprin 98/99 series<br><b>PH2</b> – Precision Hardware 2000 series<br><b>SA8</b> – Sargent 8000 Series*** | <b>RM</b> – Rim<br><b>MO</b> – Mortise<br><b>RD</b> – Surface and concealed vertical rods | <b>SH*</b> – Security head screws |

\*Indicates extra cost option; see below.

\*\*The EV function (key override) is not available on the Von Duprin Mortise type.

\*\*\*SA8 Only available with Rim Type device. SA8 does not work with EV function [Key Override].

| Function Description              | Function Code | Complete With Combined Core |          |          | Less Core |
|-----------------------------------|---------------|-----------------------------|----------|----------|-----------|
|                                   |               | Patented*                   | Premium  | Standard |           |
| <b>Keypad EZ Exit Trim Locks:</b> |               |                             |          |          |           |
| EXZ - Exit Trim - single keyed    | EV            | 2,711.00                    | 2,711.00 | 2,694.00 | 2,588.00  |
| EXZ - Exit Trim - non keyed       | NV            | N/A                         | N/A      | N/A      | 2,504.00  |

\*Patented pricing shown is for CORMAX patented keying system. Add \$20.00 for BEST Preferred patented keying.

| Extra Cost Options*              | Option Code    | Add-On |
|----------------------------------|----------------|--------|
| Satin finishes (per lock)        | 606, 613, etc. | 92.00  |
| UltraShield antimicrobial finish | 626AM          | 193.00 |
| Security head screws             | SH             | 37.00  |

# 45HG Offline G Series Mortise Locks

## Electromechanical Locks

### How To Order

| Series      | Core Housing   | Function Code  | Lever Style  | Trim Style  | Finish   | Door Hand              | Options   |
|-------------|--|--|--|---|--|------------------------|---|
| 45HG        | 7  | TV   | 14   | MS  | 626  | RH                     |   |
| <b>45HG</b> | <b>0**</b> – Less Core Housing<br><b>7</b> – 7-pin housing; accepts all BEST cores | <b>DV</b> – Latch w/key<br><b>TV</b> – Deadbolt w/key<br><b>LV</b> – Deadbolt w/o key<br><b>NV</b> – Latch w/o key | <b>Levers:</b><br><b>3</b> – Solid tube/return<br><b>12*</b> – Solid tube/no return<br><b>14</b> – Curved/return<br><b>15</b> – Contour/angle return<br><b>16</b> – Curved/no return<br><b>17*</b> – Gull wing<br><b>Knobs:</b><br><b>4</b> – Round<br><b>Decorative*</b><br>50–91 | <b>MS****</b> – Magnetic stripe<br><b>DV****</b> – Dual validation (magstripe and keypad)<br><b>DVA****</b> – Other cylinder<br><b>MSA****</b> – Other cylinder | 626 690<br>626AM*<br><b>Satin*</b><br>606 612<br>613 619<br><b>Bright*</b><br>605 611<br>625 | RH<br>RHR<br>LH<br>LHR | <b>8CE*</b> – 8 cell battery holder assy with batteries<br><b>4SW</b> – 4 cell shrink wrap battery<br><b>P2****</b> – Phillips head screws<br><b>KOS*</b> – Key override sensor<br><b>Thick Door*</b> – Specify thickness<br><b>7/8***</b> – Flat lip strike<br><b>TAC/I*</b> – Tactile Lever Inside<br><b>TAC/O*</b> – Tactile lever Outside<br><b>TAC/B*</b> – Tactile Lever Both<br><b>TRK1****</b> – Track 1<br><b>TRK2****</b> – Track 2<br><b>TRK3****</b> – Track 3<br><b>WS</b> – Windstorm Label (Florida Building Code) |

\*Indicates extra cost option.

\*\*Indicates cost deduction.

\*\*\*T15 Torx security screws are supplied standard.

\*\*\*\*Must specify track number.

| Function Description                             | Function Code | Complete With Combined Core |          |          | Less Core |
|--|---------------|-----------------------------|----------|----------|-----------|
|  |               | Patented*                   | Premium  | Standard |           |
| <b>Magnetic Stripe Reader:</b>                   |               |                             |          |          |           |
| 45HG - Single Keyed Latch                        | DV            | 2,526.00                    | 2,526.00 | 2,509.00 | 2,403.00  |
| 45HG - Single Keyed Deadbolt                     | TV            | 2,574.00                    | 2,574.00 | 2,557.00 | 2,451.00  |
| 45HG - Non-keyed Latch                           | NV            | N/A                         | N/A      | N/A      | 2,319.00  |
| 45HG - Non-keyed Deadbolt                        | LV            | N/A                         | N/A      | N/A      | 2,367.00  |
| <b>Mag Stripe/Keypad Dual Validation Reader:</b> |               |                             |          |          |           |
| 45HG - Single Keyed Latch                        | DV            | 2,835.00                    | 2,835.00 | 2,818.00 | 2,712.00  |
| 45HG - Single Keyed Deadbolt                     | TV            | 2,891.00                    | 2,891.00 | 2,874.00 | 2,768.00  |
| 45HG - Non-keyed Latch                           | NV            | N/A                         | N/A      | N/A      | 2,628.00  |
| 45HG - Non-keyed Deadbolt                        | LV            | N/A                         | N/A      | N/A      | 2,684.00  |

\*Patented pricing shown is for CORMAX patented keying system. Add \$20.00 for BEST Preferred patented keying.

| Extra Cost Options*              | Option Code             | Add-On |
|----------------------------------|-------------------------|--------|
| Satin finishes (per lock)        | 606, 612, 613, 619 etc. | 92.00  |
| Bright finishes (per lock)       | 605, 611, 625, etc.     | 177.00 |
| UltraShield antimicrobial finish | 626AM                   | 193.00 |
| Thick door                       | Specify thickness       | 131.00 |
| Tactile both levers/knobs**      | TAC/B                   | 183.00 |
| Tactile outside lever/knob**     | TAC/O                   | 97.00  |
| Tactile inside lever/knob**      | TAC/I                   | 97.00  |
| 7/8" Lip-to-center strike        | 7/8 LTC                 | 37.00  |
| 12, 17 Lever Design              | 12, 17                  | 103.00 |
| Decorative Lever Design          | 50-91                   | 319.00 |
| Extended Life Battery            | 8CE                     | 106.00 |
| Key Override Sensor              | KOS                     | 58.00  |

\*\*Not available on #17 levers.

| **Cost Deductions                                 | Option Code | Deduct |
|---|-------------|--------|
| Less cylinder option (Deduct from complete price) | 0           | 84.00  |



# 9KG Offline G Series Cylindrical Locks

## Electromechanical Locks

### How To Order

| 9KG        | 3   | 7   | DV                   | 14  | MS  | STK  | 626  |   |
|------------|---|---|----------------------|---|---|--|--|---|
| Series     | Backset   | Core Housing  | Function Code        | Lever Style   | Rose Style  | Strike Package   | Finish   | Options   |
| <b>9KG</b> | <b>3</b> – 2-3/4"<br><b>4*</b> – 3-3/4"<br><b>5*</b> – 5" | <b>0****</b> – Non-IC and LFIC competitive cylinder (less core)<br><b>6**</b> – 6 pin non-IC cylinder<br><b>7</b> – 7-pin housing; accepts all BEST cores | <b>DV</b> – with key | <b>4</b> – Round knob<br><b>14</b> – Curved with return<br><b>15</b> – Contour with angle return<br><b>16</b> – Curved without return | <b>MS*****</b> – Magnetic stripe<br><b>DV*****</b> – Dual validation (magstripe and keypad) | <b>STK</b> – Standard<br><b>S3</b> – ANSI<br><b>S3</b> – 7/8" Lip to Center Strike<br><b>S3B*</b> – ANSI (Strike w/ Plastic Box)<br><b>S3B 7/8*</b> – ANSI (Strike w/ Plastic Box) | 626 690<br>626AM*<br>Satin*<br>606 612<br>Bright*<br>605 625 | <b>8CE*</b> – 8 cell battery holder assy with batteries<br><b>4SW</b> – 4 cell shrink wrap battery<br><b>P2*****</b> – Phillips head screws<br><b>LM</b> – Lost Motion<br><b>3/4*</b> – 3/4" throw latch<br><b>OB**</b> – non-IC zero-bitted<br><b>KA**</b> – non-IC keyed alike<br><b>KD**</b> – non-IC keyed different<br><b>COR***</b> – Non IC Corbin-Russwin<br><b>MED***</b> – Non IC Medeco<br><b>SAR***</b> – Non IC Sargent<br><b>SCH***</b> – Non IC Schlage<br><b>YAL***</b> – Non IC Yale<br><b>SARRC***</b> – LFIC Sargent<br><b>CORRC***</b> – LFIC Corbin<br><b>YALRC***</b> – LFIC Yale<br><b>SCHRC***</b> – LFIC Schlage<br><b>AL/O*</b> – Abrasive Lever Outside<br><b>AL/I*</b> – Abrasive Lever Inside<br><b>AL/B*</b> – Abrasive Lever Both<br><b>TL/O*</b> – Tactile Lever Outside<br><b>TL/I*</b> – Tactile Lever Inside<br><b>TL/B*</b> – Tactile Lever Both<br><b>FRL</b> – Full Radius Latch<br><b>TRK1*****</b> – Track 1<br><b>TRK2*****</b> – Track 2<br><b>TRK3*****</b> – Track 3<br><b>WS</b> – Windstorm Label (Florida Building Code) |

\*Indicates extra cost option.  
 \*\* Six-pin cylinder in Schlage "C" keyway included with OB, KA, KD options. Must specify "6" for core housing.  
 \*\*\* Cylinder not included with COR, MED, SAR, SCH, YAL, CORRC, YALRC, SARRC, or SCHRC options. Must specify "0" for core housing.  
 \*\*\*\* T15 Torx security screws are supplied standard.  
 \*\*\*\*\* Must specify track number.

| Function Description                             | Function Code | Complete with combined core |          |          | Less Core | 6-pin non-IC Cylinder<br>OB, KA, KD |
|--|---------------|-----------------------------|----------|----------|-----------|-------------------------------------|
|  |               | Patented*                   | Premium  | Standard |           |                                     |
| <b>Magnetic Stripe Reader:</b>                   |               |                             |          |          |           |                                     |
| 9KG - Single keyed lock                          | DV            | 2,384.00                    | 2,384.00 | 2,367.00 | 2,261.00  | 2,345.00                            |
| <b>Mag Stripe/Keypad Dual Validation Reader:</b> |               |                             |          |          |           |                                     |
| 9KG - Single keyed lock                          | DV            | 2,724.00                    | 2,724.00 | 2,707.00 | 2,601.00  | 2,685.00                            |

\*Patented pricing shown is for CORMAX patented keying system. Add \$20.00 for BEST Preferred patented keying.

| Extra Cost Options*              | Option Code         | Add-On |
|----------------------------------|---------------------|--------|
| Satin finishes (per lock)        | 606, 612, 613, etc. | 92.00  |
| Bright finishes (per lock)       | 605, 625, 629, etc. | 177.00 |
| UltraShield antimicrobial finish | 626AM               | 193.00 |
| 3/4" throw latch                 | 3/4                 | 52.00  |
| Special backsets                 | 94KG / 95KG         | 36.00  |
| Abrasive lever both sides        | AL/B                | 68.00  |
| Abrasive lever outside           | AL/O                | 37.00  |
| Abrasive lever inside            | AL/I                | 37.00  |
| Tactile lever both sides         | TL/B                | 130.00 |
| Tactile lever outside            | TL/O                | 68.00  |
| Tactile lever inside             | TL/I                | 68.00  |
| Full radius latch                | FRL                 | 36.00  |
| 7/8" Lip-to-center strike        | S3 7/8              | 37.00  |
| Strike with plastic box          | S3B or S3B 7/8      | 3.70   |
| Extended Life Battery            | 8CE                 | 106.00 |

| Extra Cost Options*                  | Option Code | Add-On |
|--------------------------------------|-------------|--------|
| Non-IC Corbin-Russwin (single keyed) | COR         | 11.00  |
| Non-IC Medeco (single keyed)         | MED         | 11.00  |
| Non-IC Sargent (single keyed)        | SAR         | 11.00  |
| Non-IC Schlage (single keyed)        | SCH         | 11.00  |
| Non-IC Yale (single keyed)           | YAL         | 11.00  |

NOTE: These options do not come with a cylinder. The lock is just prepped for cylinders of these other manufacturers and comes with a throw member for that manufacturer's cylinder.

| Part Description           | Part Number | Part Price |
|----------------------------|-------------|------------|
| 2-3/4" deadlocking latch   | 8KL3        | 123.00     |
| 3-3/4" deadlocking latch   | 8KL4        | 153.00     |
| 5" deadlocking latch       | 8KL5        | 153.00     |
| Standard strike package    | 8KS2        | 14.00      |
| ANSI strike package        | 8KS3        | 40.00      |
| Throw member 6-pin / 7-pin | B92505      | 4.30       |

# EXG Offline G Series Exit Trim

## How To Order

| Series | Core Housing   | Function Code                       | Lever Style   | Trim Style  | Finish                                 | Door Hand  | Manf.   | Locking Type  | Options  |
|--------|--|-------------------------------------|---|---|--|------------|---|---|--|
| EXG    | 0 – Less Core Housing<br>7 – 7-pin housing, accepts all BEST cores | EV – With key**<br>NV – Without key | 14 – Curved w/ return<br>15 – Contour w/ angle return | MS**** – Magnetic stripe<br>DV**** – Dual validation (magstripe and keypad) | 626 690<br>626AM*<br>Satin*<br>606 613 | RHR<br>LHR | VD9** – Von Duprin 98/99 series<br>PH2 – Precision Hardware 2000 series<br>SA8 – Sargent 8000 Series*** | RM – Rim***<br>MO – Mortise<br>RD – Surface and concealed vertical rods | SH* – Security head screws<br>TRK1**** – Track 1<br>TRK2**** – Track 2<br>TRK3**** – Track 3 |

\*Indicates extra cost option; see below.

\*\*The EV function (key override) is not available on the Von Duprin Mortise type.

\*\*\*SA8 Only available with Rim Type device. SA8 does not work with EV function (Key Override).

\*\*\*\*Must specify track number.

| Function Description                             | Function Code | Complete With Core |          |          | Less Core List Price |
|--|---------------|--------------------|----------|----------|----------------------|
|  |               | Patented*          | Premium  | Standard |                      |
| <b>Magnetic Stripe Reader:</b>                   |               |                    |          |          |                      |
| EXG - Exit Trim - single keyed                   | EV            | 3,078.00           | 3,078.00 | 3,061.00 | 2,955.00             |
| EXG - Exit Trim - non keyed                      | NV            | N/A                | N/A      | N/A      | 2,871.00             |
| <b>Mag Stripe/Keypad Dual Validation Reader:</b> |               |                    |          |          |                      |
| EXG - Exit Trim - single keyed                   | EV            | 3,403.00           | 3,403.00 | 3,386.00 | 3,280.00             |
| EXG - Exit Trim - non keyed                      | NV            | N/A                | N/A      | N/A      | 3,196.00             |

| Extra Cost Options*              | Option Code    | Add-On |
|----------------------------------|----------------|--------|
| Satin finishes (per lock)        | 606, 613, etc. | 92.00  |
| UltraShield antimicrobial finish | 626AM          | 193.00 |
| Security head screws             | SH             | 37.00  |

\*Patented pricing shown is for CORMAX patented keying system. Add \$20.00 for BEST Preferred patented keying.

# 45HBV Offline V Series Mortise Locks

## Electromechanical Locks

### How To Order

| Series       | Core Housing   | Function Code  | Lever Style  | Trim Style   | Finish  | Door Hand              | Options  |
|--------------|--|--|--|--|---|------------------------|--|
| 45HBV        | 7  | TV   | 14   | MS   | 626   | RH                     |  |
| <b>45HBV</b> | <b>0**</b> – Less Core Housing<br><b>7</b> – 7-pin housing; accepts all BEST cores | <b>DV</b> – Latch w/key<br><b>TV</b> – Deadbolt w/key<br><b>LV</b> – Deadbolt w/o key<br><b>NV</b> – Latch w/o key | <b>Levers:</b><br><b>3</b> – Solid tube/return<br><b>12*</b> – Solid tube/no return<br><b>14</b> – Curved/return<br><b>15</b> – Contour/angle return<br><b>16</b> – Curved/no return<br><b>17*</b> – Gull wing<br><b>Knobs:</b><br><b>4</b> – Round<br><b>Decorative*</b><br><b>50</b> –91 | <b>MS****</b> – Magnetic stripe<br><b>DV****</b> – Dual validation (magstripe and keypad)<br><b>DVA****</b> – Dual Validation Adaptation<br><b>PH</b> – Proximity HID®<br><b>PHA</b> – Prox HID® Adaptation<br><b>MSA****</b> – Magstripe Adaptation<br><b>PKP</b> – Proximity+Keypad<br><b>PKPA</b> – Proximity+Keypad adaptation<br><b>SE</b> – iCLASS<br><b>SEA</b> – iCLASS smartcard adaptation<br><b>PSEBH</b> – Proximity + SE + HID BLE<br><b>PSEBHA</b> – Proximity + SE + HID BLE Adaptation | 626 630<br>690<br>626AM*<br>630AM*<br><b>Satin*</b><br>606 612<br>613 619<br><b>Bright*</b><br>605 611<br>625 629 | RH<br>RHR<br>LH<br>LHR | <b>8CE*</b> – 8 cell battery holder assy with batteries<br><b>4SW</b> – 4 cell shrink wrap battery<br><b>P2***</b> – Phillips head screws<br><b>KOS*</b> – Key override sensor<br><b>Thick Door*</b> – Specify thickness<br><b>7/8**</b> – Flat lip strike<br><b>TAC/I*</b> – Tactile Lever Inside<br><b>TAC/O*</b> – Tactile lever Outside<br><b>TAC/B*</b> – Tactile Lever Both<br><b>TRK1****</b> – Track 1<br><b>TRK2****</b> – Track 2<br><b>TRK3****</b> – Track 3<br><b>MWIE</b> – Motorola 26 bit Wiegand<br><b>H26B</b> – HID 26 bit Wiegand<br><b>H37B</b> – HID 37 bit Wiegand<br><b>WS</b> – Windstorm Label (Florida Building Code) |

\*Indicates extra cost option.

\*\*Indicates cost deduction.

\*\*\*T15 Torx security screws are supplied standard.

\*\*\*\*Must specify track number.

| Function Description                             | FunctionCode | Complete With Combined Core |          |          | Less Core |
|--|--------------|-----------------------------|----------|----------|-----------|
|  |              | Patented                    | Premium  | Standard |           |
| <b>Magnetic Stripe Reader:</b>                   |              |                             |          |          |           |
| 45HBV - Single Keyed Latch                       | DV           | 2,917.00                    | 2,917.00 | 2,900.00 | 2,794.00  |
| 45HBV - Single Keyed Deadbolt                    | TV           | 2,948.00                    | 2,948.00 | 2,931.00 | 2,825.00  |
| 45HBV - Non-keyed Latch                          | NV           | N/A                         | N/A      | N/A      | 2,714.00  |
| 45HBV - Non-keyed Deadbolt                       | LV           | N/A                         | N/A      | N/A      | 2,744.00  |
| <b>Mag Stripe/Keypad Dual Validation Reader:</b> |              |                             |          |          |           |
| 45HBV - Single Keyed Latch                       | DV           | 3,226.00                    | 3,226.00 | 3,209.00 | 3,103.00  |
| 45HBV - Single Keyed Deadbolt                    | TV           | 3,228.00                    | 3,228.00 | 3,211.00 | 3,105.00  |
| 45HBV - Non-keyed Latch                          | NV           | N/A                         | N/A      | N/A      | 3,022.00  |
| 45HBV - Non-keyed Deadbolt                       | LV           | N/A                         | N/A      | N/A      | 3,025.00  |
| <b>HID Proximity Reader:</b>                     |              |                             |          |          |           |
| 45HBV - Single Keyed Latch                       | DV           | 3,924.00                    | 3,924.00 | 3,907.00 | 3,801.00  |
| 45HBV - Single Keyed Deadbolt                    | TV           | 3,960.00                    | 3,960.00 | 3,943.00 | 3,837.00  |
| 45HBV - Non-keyed Latch                          | NV           | N/A                         | N/A      | N/A      | 3,721.00  |
| 45HBV - Non-keyed Deadbolt                       | LV           | N/A                         | N/A      | N/A      | 3,757.00  |
| <b>PKP - Proximity + Keypad Reader:</b>          |              |                             |          |          |           |
| 45HBV - Single Keyed Latch                       | DV           | 2,649.00                    | 2,649.00 | 2,632.00 | 2,526.00  |
| 45HBV - Single Keyed Deadbolt                    | TV           | 2,669.00                    | 2,669.00 | 2,652.00 | 2,546.00  |
| 45HBV - Non-keyed Latch                          | NV           | N/A                         | N/A      | N/A      | 2,452.00  |
| 45HBV - Non-keyed Deadbolt                       | LV           | N/A                         | N/A      | N/A      | 2,473.00  |
| <b>SE - HID® iCLASS® Smart Card Reader:</b>      |              |                             |          |          |           |
| 45HBV - Single Keyed Latch                       | DV           | 2,813.00                    | 2,813.00 | 2,796.00 | 2,690.00  |
| 45HBV - Single Keyed Deadbolt                    | TV           | 2,815.00                    | 2,815.00 | 2,798.00 | 2,692.00  |
| 45HBV - Non-keyed Latch                          | NV           | N/A                         | N/A      | N/A      | 2,616.00  |
| 45HBV - Non-keyed Deadbolt                       | LV           | N/A                         | N/A      | N/A      | 2,618.00  |
| <b>PSEBH - Proximity + SE + HID BLE</b>          |              |                             |          |          |           |
| 45HBV - Single Keyed Latch                       | DV           | 4,044.00                    | 4,044.00 | 4,027.00 | 3,921.00  |
| 45HBV - Single Keyed Deadbolt                    | TV           | 4,046.00                    | 4,046.00 | 4,029.00 | 3,923.00  |
| 45HBV - Non-keyed Latch                          | NV           | N/A                         | N/A      | N/A      | 3,826.00  |
| 45HBV - Non-keyed Deadbolt                       | LV           | N/A                         | N/A      | N/A      | 3,828.00  |

\*Patented pricing shown is for CORMAX patented keying system. Add \$20.00 for BEST Preferred patented keying.

## 45HBV Offline V Series Mortise Locks (continued)

## Electromechanical Locks

| Extra Cost Options*              | Option Code             | Add-on |
|----------------------------------|-------------------------|--------|
| Satin finishes (per lock)        | 606, 612, 613, 619 etc. | 92.00  |
| Bright finishes (per lock)       | 605, 611, 625, etc.     | 177.00 |
| UltraShield antimicrobial finish | 626AM, 630AM            | 193.00 |
| Thick door                       | Specify thickness       | 131.00 |
| Tactile both levers/knobs**      | TAC/B                   | 183.00 |
| Tactile outside lever/knob**     | TAC/O                   | 97.00  |
| Tactile inside lever/knob**      | TAC/I                   | 97.00  |
| Security head screws             | SH                      | 37.00  |
| 7/8" Lip-to-center strike        | 7/8 LTC                 | 37.00  |
| 12, 17 Lever Design              | 12, 17                  | 103.00 |
| Decorative Lever Design          | 50-91                   | 319.00 |
| Extended Life Battery            | 8CE                     | 106.00 |
| Key Override Sensor              | KOS                     | 58.00  |

\*Not available on #17 levers.

| **Cost Deductions                                 | Option Code | Deduct |
|---|-------------|--------|
| Less cylinder option (Deduct from complete price) | 0           | 84.00  |

\*Patented pricing shown is for CORMAX patented keying system. Add \$20.00 for BEST Preferred patented keying.

## 9KBV Offline V Series Cylindrical Locks

### How To Order

| Series | Backset                                    | Core Housing  | Function Code | Lever Style   | Rose Style  | Strike Package  | Finish   | Options  |
|--------|--|---|---------------|---|---|---|--|--|
| 9KBV   | 3:<br>2-3/4"<br>4*:<br>3-3/4"<br>5*:<br>5" | 0*** – Non-IC and LFIC competitive cylinder (less core)<br>6** – 6 pin non-IC cylinder<br>7 – 7-pin housing; accepts all BEST cores | DV – with key | 4 – Round knob<br>14 – Curved with return<br>15 – Contour with angle return<br>16 – Curved without return | MS***** – Magnetic stripe<br>DV***** – Dual validation (magstripe and keypad)<br>PH – Proximity HID®<br>PKP – Proximity+Keypad<br>SE – iCLASS<br>PSEBH – Proximity + SE + HID BLE | STK – Standard<br>S3 – ANSI<br>S3 7/8* – Lip to center strike<br>S3B* – ANSI (Strike w/ Plastic Box)<br>S3B 7/8* – ANSI (Strike w/ Plastic Box) | 626 690<br>626AM*<br>Satin*<br>606 612<br>Bright*<br>605 625 | 8CE* – 8 cell battery holder assy with batteries<br>4SW – 4 cell shrink wrap battery<br>P2**** – Phillips head screws<br>LM – Lost Motion<br>3/4* – 3/4" throw latch<br>OB** – non-IC zero-bitted<br>KA** – non-IC keyed alike<br>KD** – non-IC keyed different<br>COR*** – Non IC Corbin-Russwin<br>MED*** – Non IC Medeco<br>SAR*** – Non IC Sargent<br>SCH*** – Non IC Schlage<br>YAL*** – Non IC Yale<br>SARRC*** – LFIC Sargent<br>CORRC*** – LFIC Corbin<br>YALRC*** – LFIC Yale<br>SCHRC*** – LFIC Schlage<br>AL/O* – Abrasive Lever Outside<br>AL/I* – Abrasive Lever Inside<br>AL/B* – Abrasive Lever Both<br>TL/O* – Tactile Lever Outside<br>TL/I* – Tactile Lever Inside<br>TL/B* – Tactile Lever Both<br>FRL – Full Radius Latch<br>TRK1***** – Track 1<br>TRK2***** – Track 2<br>TRK3***** – Track 3<br>MWIE – Motorola 26 bit Wiegand<br>H26B – HID 26 bit Wiegand<br>H37B – HID 37 bit Wiegand<br>WS – Windstorm Label (Florida Building Code) |

\* Indicates extra cost option.

\*\* Six-pin cylinder in Schlage "C" keyway included with OB, KA, KD options. Must specify "6" for core housing.

\*\*\* Cylinder not included with COR, MED, SAR, SCH, YAL, or SCHRC options. Must specify "0" for core housing.

\*\*\*\* T15 Torx security screws are supplied standard.

\*\*\*\*\* Must specify track number.

# 9KBV Offline V Series Cylindrical Locks (continued)

## Electromechanical Locks

| Description                                      | Function Code | Complete With Combined Core |          |          | Less Core | 6-pin non-IC Cylinder<br>0B, KA, KD |
|--|---------------|-----------------------------|----------|----------|-----------|-------------------------------------|
|  |               | Patented*                   | Premium  | Standard |           |                                     |
| <b>Magnetic Stripe Reader:</b>                   |               |                             |          |          |           |                                     |
| 9KBV - Single keyed lock                         | DV            | 2,752.00                    | 2,752.00 | 2,735.00 | 2,629.00  | 2,713.00                            |
| <b>Mag Stripe/Keypad Dual Validation Reader:</b> |               |                             |          |          |           |                                     |
| 9KBV - Single keyed lock                         | DV            | 3,072.00                    | 3,072.00 | 3,055.00 | 2,949.00  | 3,033.00                            |
| <b>HID Proximity Reader:</b>                     |               |                             |          |          |           |                                     |
| 9KBV - Single keyed lock                         | DV            | 3,806.00                    | 3,806.00 | 3,789.00 | 3,683.00  | 3,767.00                            |
| <b>PKP - Proximity + Keypad Reader:</b>          |               |                             |          |          |           |                                     |
| 9KBV - Single keyed lock                         | DV            | 3,487.00                    | 3,487.00 | 3,470.00 | 3,364.00  | 3,448.00                            |
| <b>SE - HID® iCLASS® Smart Card Reader:</b>      |               |                             |          |          |           |                                     |
| 9KBV - Single keyed lock                         | DV            | 3,405.00                    | 3,405.00 | 3,388.00 | 3,282.00  | 3,366.00                            |
| <b>PSEBH - Proximity + SE + HID BLE</b>          |               |                             |          |          |           |                                     |
| 9KBV - Single keyed lock                         | DV            | 3,861.00                    | 3,861.00 | 3,844.00 | 3,738.00  | 3,822.00                            |

\*Patented pricing shown is for CORMAX patented keying system. Add \$20.00 for BEST Preferred patented keying.

| Extra Cost Options*                  | Option Code         | Add-On |
|--------------------------------------|---------------------|--------|
| Satin finishes (per lock)            | 606, 612, 613, etc. | 92.00  |
| Bright finishes (per lock)           | 605, 625, 629, etc. | 177.00 |
| UltraShield antimicrobial finish     | 626AM               | 193.00 |
| 3/4" throw latch                     | 3/4                 | 52.00  |
| Special backsets                     | 94KBV / 95KBV       | 36.00  |
| Abrasive lever both sides            | AL/B                | 68.00  |
| Abrasive lever outside               | AL/O                | 37.00  |
| Abrasive lever inside                | AL/I                | 37.00  |
| Tactile lever both sides             | TL/B                | 130.00 |
| Tactile lever outside                | TL/O                | 68.00  |
| Tactile lever inside                 | TL/I                | 68.00  |
| Full radius latch                    | FRL                 | 36.00  |
| 7/8" Lip-to-center strike            | S3 7/8              | 37.00  |
| Strike with plastic box              | S3B or S3B 7/8      | 37.00  |
| Extended Life Battery                | 8CE                 | 106.00 |
| Non-IC Corbin-Russwin (single keyed) | COR                 | 11.00  |
| Non-IC Medeco (single keyed)         | MED                 | 11.00  |
| Non-IC Sargent (single keyed)        | SAR                 | 11.00  |
| Non-IC Schlage (single keyed)        | SCH                 | 11.00  |
| Non-IC Yale (single keyed)           | YAL                 | 11.00  |

NOTE: These options do not come with a cylinder. The lock is just prepped for cylinders of these other manufacturers and comes with a throw member for that manufacturer's cylinder.

| Part Description           | Part Number | Part Price |
|----------------------------|-------------|------------|
| 2-3/4" deadlocking latch   | 8KL3        | 123.00     |
| 3-3/4" deadlocking latch   | 8KL4        | 153.00     |
| 5" deadlocking latch       | 8KL5        | 153.00     |
| Standard strike package    | 8KS2        | 14.00      |
| ANSI strike package        | 8KS3        | 40.00      |
| Throw member 6-pin / 7-pin | B92505      | 4.30       |

# EXBV Offline V Series Exit Trim

## How To Order

| Series | Core Housing | Function Code | Lever Style | Trim Style | Finish                                 | Door Hand  | Manf.   | Locking Type   | Options  |
|--------|--------------|---------------|-------------|------------|--|------------|---|--|--|
| EXBV   | 7            | EV            | 15          | MS         | 626 690<br>626AM*<br>Satin*<br>606 613 | RHR<br>LHR | PH2 – Precision Hardware 2000 series<br>VD9** – Von Duprin 98/99 series<br>SA8 – Sargent 8000 Series*** | RM – Rim<br>MO – Mortise<br>RD – Surface and concealed vertical rods | SH* – Security head screws<br>TRK1**** – Track 1<br>TRK2**** – Track 2<br>TRK3**** – Track 3<br>MWIE – Motorola 26 bit Wiegand<br>H26B – HID 26 bit Wiegand<br>H37B – HID 37 bit Wiegand |

\*Indicates extra cost option; see below.

\*\*The EV function (key override) is not available on the Von Duprin Mortise type.

\*\*\*SA8 Only available with Rim Type device. SA8 does not work with EV function (Key Override).

\*\*\*\*Must specify track number.

| DESCRIPTION                                      | FUNCTION CODE | COMPLETE WITH COMBINATED CORE |          |          | LESS CORE |
|--|---------------|-------------------------------|----------|----------|-----------|
|  |               | PATENTED*                     | PREMIUM  | STANDARD |           |
| <b>Magnetic Stripe Reader:</b>                   |               |                               |          |          |           |
| EXBV - Exit Trim - single keyed                  | EV            | 3,302.00                      | 3,302.00 | 3,285.00 | 3,179.00  |
| EXBV - Exit Trim - non keyed                     | NV            | N/A                           | N/A      | N/A      | 3,095.00  |
| <b>Mag Stripe/Keypad Dual Validation Reader:</b> |               |                               |          |          |           |
| EXBV - Exit Trim - single keyed                  | EV            | 3,623.00                      | 3,623.00 | 3,606.00 | 3,500.00  |
| EXBV - Exit Trim - non keyed                     | NV            | N/A                           | N/A      | N/A      | 3,416.00  |
| <b>HID Proximity Reader:</b>                     |               |                               |          |          |           |
| EXBV - Exit Trim - single keyed                  | EV            | 4,347.00                      | 4,347.00 | 4,330.00 | 4,224.00  |
| EXBV - Exit Trim - non keyed                     | NV            | N/A                           | N/A      | N/A      | 4,140.00  |
| <b>PKP - Proximity + Keypad Reader:</b>          |               |                               |          |          |           |
| EXBV - Exit Trim - single keyed                  | EV            | 4,043.00                      | 4,009.00 | 3,992.00 | 3,886.00  |
| EXBV - Exit Trim - non keyed                     | NV            | N/A                           | N/A      | N/A      | 3,802.00  |
| <b>SE - HID® iCLASS® Smart Card Reader:</b>      |               |                               |          |          |           |
| EXBV - Exit Trim - single keyed                  | EV            | 3,929.00                      | 3,925.00 | 3,909.00 | 3,807.00  |
| EXBV - Exit Trim - non keyed                     | NV            | N/A                           | N/A      | N/A      | 3,726.00  |
| <b>PSEBH - Proximity + SE + HID BLE</b>          |               |                               |          |          |           |
| EXBV - Exit Trim - single keyed                  | EV            | 4,386.00                      | 4,371.00 | 4,353.00 | 4,247.00  |
| EXBV - Exit Trim - non keyed                     | NV            | N/A                           | N/A      | N/A      | 4,156.00  |

\*Patented pricing shown is for CORMAX patented keying system. Add \$20.00 for BEST Preferred patented keying.

| Extra Cost Options*              | Option Code    | Add-On |
|----------------------------------|----------------|--------|
| Satin finishes (per lock)        | 606, 613, etc. | 92.00  |
| UltraShield antimicrobial finish | 626AM          | 193.00 |
| Security head screws             | SH             | 37.00  |

# 45HM IDH MAX™ Mortise Locks

## Electromechanical Locks

### How To Order

| Series      | Core Housing   | Function Code  | Lever Style  | Trim Style  | Finish  | Door Hand                | Options  |
|-------------|--|--|--|---|---|--------------------------|--|
| 45HM        | 7  | DEU  | 14   | MS  | 626   | RH                       |  |
| <b>45HM</b> | <b>0**</b> – Less Core Housing<br><b>7</b> – 7-pin housing; accepts all BEST cores | <b>DEU</b> – Electrically unlocked<br><b>DEL</b> – Electrically locked<br><b>NXEU</b> – Electrically unlocked<br><b>NXEL</b> – Electrically Locked<br><b>TDEU</b> – Electrically Unlocked<br><b>TDEL</b> – Electrically Locked<br><b>LEU</b> – Electrically unlocked<br><b>LEL</b> – Electrically locked | <b>Levers</b><br><b>3</b> – Solid tube/return<br><b>4</b> – Round<br><b>12*</b> – Solid tube/no return<br><b>14</b> – Curved/return<br><b>15</b> – Contour/angle return<br><b>16</b> – Curved/no return<br><b>17*</b> – Gull wing<br><b>Decorative*</b><br>50–91 | <b>MS****</b> – Magnetic stripe<br><b>PH</b> – Proximity HID®<br><b>PHA</b> – Proximity HID Adaptation<br><b>MSA****</b> – Magstripe Adaptation<br><b>SE</b> – iCLASS<br><b>SEA</b> – iCLASS smartcard adaptation<br><b>PSEBH</b> – Proximity + SE + HID BLE<br><b>PSEBHA</b> – Proximity + SE + HID BLE Adaptation | 626 630<br>690<br>626AM*<br>630AM*<br><b>Satin*</b><br>606 612<br>613<br><b>Bright*</b><br>605 611<br>625 629 | RH<br>RHRB<br>LH<br>LHRB | <b>P2****</b> – Phillips head screws<br><b>Thick Door*</b> – Specify thickness<br><b>7/8**</b> – Flat lip strike<br><b>TAC/I*</b> – Tactile Lever Inside<br><b>TAC/O*</b> – Tactile lever Outside<br><b>TAC/B*</b> – Tactile Lever Both<br><b>MWIE</b> – Motorola 26 bit Wiegand<br><b>H26B</b> – HID 26 bit Wiegand<br><b>H37B</b> – HID 37 bit Wiegand<br><b>TRK2****</b> – Track 2<br><b>TRK3****</b> – Track 3 |

\* Indicates extra cost; see below.

\*\* Indicates cost deduction; see below.

\*\*\* T15 Torx security screws are supplied standard.

\*\*\*\* Must specify track number.

| Description                                 | Function Code | Complete With Combined Core |          |          | Less Core |
|---|---------------|-----------------------------|----------|----------|-----------|
|   |               | Patented*                   | Premium  | Standard |           |
| <b>Magnetic Stripe Reader:</b>              |               |                             |          |          |           |
| 45HM - Single Keyed Latch                   | DEU, DEL      | 3,568.00                    | 3,568.00 | 3,551.00 | 3,445.00  |
| 45HM - Non-keyed Latch                      | NXEU, NXEL    | N/A                         | N/A      | N/A      | 3,361.00  |
| 45HM - Single Keyed Deadbolt                | TDEU, TDEL    | 3,603.00                    | 3,603.00 | 3,586.00 | 3,480.00  |
| 45HM - Non-keyed Deadbolt                   | LEU, LEL      | N/A                         | N/A      | N/A      | 3,396.00  |
| <b>HID Proximity Reader:</b>                |               |                             |          |          |           |
| 45HM - Single Keyed Latch                   | DEU, DEL      | 4,597.00                    | 4,597.00 | 4,580.00 | 4,474.00  |
| 45HM - Non-keyed Latch                      | NXEU, NXEL    | N/A                         | N/A      | N/A      | 4,390.00  |
| 45HM - Single Keyed Deadbolt                | TDEU, TDEL    | 4,604.00                    | 4,604.00 | 4,587.00 | 4,481.00  |
| 45HM - Non-keyed Deadbolt                   | LEU, LEL      | N/A                         | N/A      | N/A      | 4,397.00  |
| <b>SE - HID® iCLASS® Smart Card Reader:</b> |               |                             |          |          |           |
| 45HM - Single keyed latch                   | DEU, DEL      | 4,184.00                    | 4,184.00 | 4,167.00 | 4,061.00  |
| 45HM - Non-Keyed Latch                      | NXEU, NXEL    | N/A                         | N/A      | N/A      | 3,977.00  |
| 45HM - Single Keyed Deadbolt                | TDEU, TDEL    | 4,221.00                    | 4,221.00 | 4,204.00 | 4,098.00  |
| 45HM - Non-keyed Deadbolt                   | LEU, LEL      | N/A                         | N/A      | N/A      | 4,014.00  |
| <b>PSEBH - Proximity + SE + HID BLE</b>     |               |                             |          |          |           |
| 45HM - Single keyed latch                   | DEU, DEL      | 4,843.00                    | 4,843.00 | 4,826.00 | 4,720.00  |
| 45HM - Non-Keyed Latch                      | NXEU, NXEL    | N/A                         | N/A      | N/A      | 4,200.00  |
| 45HM - Single Keyed Deadbolt                | TDEU, TDEL    | 4,880.00                    | 4,880.00 | 4,863.00 | 4,757.00  |
| 45HM - Non-keyed Deadbolt                   | LEU, LEL      | N/A                         | N/A      | N/A      | 4,669.00  |

\* Patented pricing shown is for CORMAX patented keying system. Add \$20.00 for BEST Preferred patented keying.

## 45HM IDH MAX™ Mortise Locks (continued)

Electromechanical Locks

| Extra Cost Options*              | Option Code             | Add-On |
|----------------------------------|-------------------------|--------|
| Satin finishes (per lock)        | 606, 612, 613, 619 etc. | 92.00  |
| Bright finishes (per lock)       | 605, 611, 625, etc.     | 177.00 |
| UltraShield antimicrobial finish | 626AM, 630AM            | 193.00 |
| Thick door                       | Specify thickness       | 131.00 |
| Tactile both levers/knobs**      | TAC/B                   | 183.00 |
| Tactile outside lever/knob**     | TAC/O                   | 97.00  |
| Tactile inside lever/knob**      | TAC/I                   | 97.00  |
| 7/8" Lip-to-center strike        | 7/8 LTC                 | 37.00  |
| 12, 17 Lever Design              | 12, 17                  | 103.00 |
| Decorative Lever Design          | 50-91                   | 319.00 |

\*\*Not available on #17 levers.

| **Cost Deductions                                 | Option Code | Deduct |
|---|-------------|--------|
| Less cylinder option (Deduct from complete price) | 0           | 84.00  |



# 9KM IDH MAX™ Cylindrical Locks

# Electromechanical Locks

## How To Order

| 9KM        | 3   | 7  | DDEU  | 14   | MS   | STK   | 626   |   |
|------------|---|--|---|--|--|---|---|---|
| Series     | Backset   | Core Housing   | Function Code   | Lever Style  | Rose Style   | Strike Package  | Finish  | Options   |
| <b>9KM</b> | <b>3</b> – 2-3/4"<br><b>4*</b> – 3-3/4"<br><b>5*</b> – 5" | <b>0***</b> – Non-IC and LFIC competitive cylinder (less core)<br><b>6**</b> – 6 pin non-IC cylinder<br><b>7</b> – 7-pin housing; accepts all BEST cores | <b>DDEU</b> – Electrically unlocked<br><b>DDEL*****</b> – Electrically locked | <b>14</b> – Curved with return<br><b>15</b> – Contour with angle return<br><b>16</b> – Curved without return | <b>MS*****</b> – Magnetic stripe<br><b>PH</b> – Proximity<br><b>HID®</b><br><b>SE</b> – HID® iCLASS® Smart Card<br><b>PSEBH</b> – Proximity + SE + HID BLE | <b>STK</b> – Standard<br><b>S3</b> – ANSI S3 7/8* – Lip to center strike<br><b>LS</b> – Less Strike<br><b>S3B*</b> – ANSI (Strike w/ Plastic Box)<br><b>S3B 7/8*</b> – ANSI (Strike w/ Plastic Box) | 626 690<br>626AM*<br><b>Satin*</b><br>606 612<br>613 619<br>622<br><b>Bright*</b><br>605 611<br>625 | <b>LM</b> – Lost motion<br><b>P2****</b> – Phillips head screws<br><b>3/4*</b> – 3/4" throw latch<br><b>OB**</b> – non-IC zero-bitted<br><b>KA**</b> – non-IC keyed alike<br><b>KD**</b> – non-IC keyed different<br><b>COR****</b> – Non IC Corbin-Russwin<br><b>MED****</b> – Non IC Medeco<br><b>SAR****</b> – Non IC Sargent<br><b>SCH****</b> – Non IC Schlage<br><b>YAL****</b> – Non IC Yale<br><b>SCHRC****</b> – LFIC Schlage<br><b>SARRC</b> – LFIC Sargent<br><b>CORRC</b> – LFIC Corbin<br><b>YALRC</b> – LFIC Yale<br><b>AL/O*</b> – Abrasive Lever Outside<br><b>AL/I*</b> – Abrasive Lever Inside<br><b>AL/B*</b> – Abrasive Lever Both<br><b>TL/O*</b> – Tactile Lever Outside<br><b>TL/I*</b> – Tactile Lever Inside<br><b>TL/B*</b> – Tactile Lever Both<br><b>FRL*</b> – Full radius latch<br><b>MWIE</b> – Motorola 26 bit Wiegand<br><b>H26B</b> – HID 26 bit Wiegand<br><b>H37B</b> – HID 37 bit Wiegand<br><b>TRK2*****</b> – Track 2<br><b>TRK3*****</b> – Track 3<br><b>C-PRE+</b> – Terminated Quick Connect Plug |

\* Indicates extra cost option.

\*\* Six-pin cylinder in Schlage "C" keyway included with OB, KA, KD options. Must specify "6" for core housing.

\*\*\* Cylinder not included with COR, MED, SAR, SCH, YAL, or SCHRC options. Must specify "0" for core housing.

\*\*\*\* T15 Torx security screws are supplied standard.

\*\*\*\*\* Must specify track number.

+ See Hinges & Door Accessories price book for Wire Harness product

| Function Description                       | Function Code | Complete With Combined Core |          |          | Less Core | 6-pin non-IC Cylinder<br>OB, KA, KD |
|--|---------------|-----------------------------|----------|----------|-----------|-------------------------------------|
|  |               | Patented*                   | Premium  | Standard |           |                                     |
| <b>Magnetic Stripe Reader</b>              |               |                             |          |          |           |                                     |
| 9KM - Single keyed lock                    | DDEU, DDEL    | 3,534.00                    | 3,534.00 | 3,517.00 | 3,411.00  | 3,495.00                            |
| <b>HID Proximity Reader</b>                |               |                             |          |          |           |                                     |
| 9KM - Single keyed lock                    | DDEU, DDEL    | 4,591.00                    | 4,591.00 | 4,574.00 | 4,468.00  | 4,552.00                            |
| <b>SE - HID® iCLASS® Smart Card Reader</b> |               |                             |          |          |           |                                     |
| 9KM - Single keyed latch                   | DDEU, DDEL    | 4,175.00                    | 4,175.00 | 4,158.00 | 4,052.00  | 4,136.00                            |
| <b>PSEBH - Proximity + SE + HID BLE</b>    |               |                             |          |          |           |                                     |
| 9KM - Single keyed latch                   | DDEU, DDEL    | 4,858.00                    | 4,858.00 | 4,841.00 | 4,735.00  | 4,819.00                            |

\* Patented pricing shown is for CORMAX patented keying system. Add \$20.00 for BEST Preferred patented keying.

| Extra Cost Options*              | Option Code         | Add-On |
|----------------------------------|---------------------|--------|
| Satin finishes (per lock)        | 606, 612, 613, etc. | 92.00  |
| Bright finishes (per lock)       | 605, 625, 629, etc. | 177.00 |
| UltraShield antimicrobial finish | 626AM               | 193.00 |
| 3/4" throw latch                 | 3/4                 | 52.00  |
| Special backsets                 | 94KM / 95KM         | 36.00  |
| Abrasive lever both sides        | AL/B                | 68.00  |
| Abrasive lever outside           | AL/O                | 37.00  |
| Abrasive lever inside            | AL/I                | 37.00  |
| Tactile lever both sides         | TL/B                | 130.00 |
| Tactile lever outside            | TL/O                | 68.00  |
| Tactile lever inside             | TL/I                | 68.00  |
| Full radius latch                | FRL                 | 36.00  |
| 7/8" Lip-to-center strike        | S3 7/8              | 37.00  |
| Strike with plastic box          | S3B or S3B 7/8      | 37.00  |

| Extra Cost Options*                  | Option Code | Add-On |
|--------------------------------------|-------------|--------|
| Non-IC Corbin-Russwin (single keyed) | COR         | 11.00  |
| Non-IC Medeco (single keyed)         | MED         | 11.00  |
| Non-IC Sargent (single keyed)        | SAR         | 11.00  |
| Non-IC Schlage (single keyed)        | SCH         | 11.00  |
| Non-IC Yale (single keyed)           | YAL         | 11.00  |

NOTE: These options do not come with a cylinder. The lock is just prepped for cylinders of these other manufacturers and comes with a throw member for that manufacturer's cylinder.

| Parts                      | Part Number | Part Price |
|----------------------------|-------------|------------|
| 2-3/4" deadlocking latch   | 8KL3        | 123.00     |
| 3-3/4" deadlocking latch   | 8KL4        | 153.00     |
| 5" deadlocking latch       | 8KL5        | 153.00     |
| Standard strike package    | 8KS2        | 14.00      |
| ANSI strike package        | 8KS3        | 40.00      |
| Throw member 6-pin / 7-pin | B92505      | 4.30       |

# Electronic Lock Software & Accessories

# Electromechanical Locks

For Wi-Q Technology Wireless software, accessories and locks, see pages 74-77

| Description  | Part Number | Price    | Offline G | Offline V | Keypad EZ | IDH Max |
|--|-------------|----------|-----------|-----------|-----------|---------|
|  |             |          | G         | BV        | Z         | M       |
| <b>Readers</b>   |             |          |           |           |           |         |
| Magnetic card access reader - 12VDC, track 2, weatherized (no keypad), black (MR-5)                                      | 360120WBK   | 841.00   |           |           |           |         |
| Dual validation (magnetic stripe & keypad) reader - 12VDC, track 2, weatherized, black case (MR-20), with tamper contact | 310120WBKOT | 1,609.00 |           |           |           |         |
| <b>Cards</b>   |             |          |           |           |           |         |
| <b>Magnetic Stripe Cards Non-Encoded:</b>  |             |          |           |           |           |         |
| PVC (box of 500)   | VPA-PVC     | 3,561.00 | X         | X         |           | X       |
| <b>Electronic Lock Accessories (Continued)</b>   |             |          |           |           |           |         |
| <b>Replacement Parts:</b>  |             |          |           |           |           |         |
| Shrink wrap battery pack & foam*   | VPD-BATT    | 39.00    |           |           |           |         |
| Replacement battery pack   | VPD-BB      | 70.00    | X         | X         | X         |         |
| 4 Cell Battery holder for new style 2 piece I/S escutcheon offline products  | C83511      | 77.00    | X         | X         | X         |         |
| 8 Cell Battery holder for new style 2 piece I/S escutcheon offline products  | C83522      | 134.00   | X         | X         | X         |         |
| Extended life battery door cover   | B62129      | 56.00    | X         | X         | X         |         |
| <b>Service Equipment:</b>  |             |          |           |           |           |         |
| Offline lock programming cable   | BASDCAB     | 324.00   | X         | X         |           |         |
| Magnetic Card Encoder  | MSR20633BA  | 6,352.00 | X         | X         |           | X       |
| Transport USB to Serial Adapter  | SES-USB     | 179.00   | X         | X         |           |         |
| Transport connector/adaptor (no cable, used to connect SES-USB to BASDCAB)   | SES-DB9CON  | 45.00    | X         | X         |           |         |
| Transport cable adapter (6' Cable adapter)   | SES-DB9CAB  | 77.00    | X         | X         |           |         |
| Power supply - 12 or 24 VDC, 2.5A output, 120 VAC input, UL  | AL300ULX    | 1,400.00 |           |           |           |         |
| Standard driver bit  | VPD-T15     | 56.00    | X         | X         | X         | X       |
| McGard driver bit  | VPD-HS-DRVR | 69.00    | X         | X         | X         | X       |
| McGard battery door screw (specify finish)   | VPD-HS-SCRW | 69.00    | X         | X         | X         | X       |
| Cleaning cards (box of 50)   | VPDCLN      | 308.00   | X         | X         |           | X       |

\*VPD-BATT used with legacy V Series locks only

| Description                                     | Part Number | Price   | G | BV | Z | M |
|---|-------------|---------|---|----|---|---|
| <b>Aurora</b>                                   |             |         |   |    |   |   |
| <b>Aurora Software (Offline Locks Only)</b>     |             |         |   |    |   |   |
| Aurora Basic Software                           | AURORA      | 1752.00 | X | X  |   |   |
| Replacement Aurora Basic Software - No Licenses | AUR-UP      | 529.00  | X | X  |   |   |
| Single Additional Client License (single)       | EAUR-CL1    | 563.00  | X | X  |   |   |
| Five Additional Client License (5-pack)         | EAUR-CL5    | 2705.00 | X | X  |   |   |
| Ten Additional Client License (10-pack)         | EAUR-CL10   | 4982.00 | X | X  |   |   |

# BEST 45HQ Wireless Mortise Locks with Wi-Q™ Technology

Electromechanical Locks

## How To Order

| Series      | Core Housing   | Function Code   | Lever Style  | Trim Style  | Finish  | Door Hand                | Options  |
|-------------|--|---|--|---|---|--------------------------|--|
| 45HQ        | 7  | TV  | 14   | MS  | 626   | RH                       |  |
| <b>45HQ</b> | <b>0**</b> – Less Core Housing<br><b>7</b> – 7-pin housing; accepts all BEST cores | <b>DV</b> – Latch w/key<br><b>TV</b> – Deadbolt w/key | <b>Levers:</b><br><b>3</b> – Solid tube/return<br><b>12*</b> – Solid tube/no return<br><b>14</b> – Curved/return<br><b>15</b> – Contour/angle return<br><b>16</b> – Curved/no return<br><b>17*</b> – Gull wing<br><b>Knobs:</b><br><b>4</b> – Round<br><b>Decorative*</b><br>50–91 | <b>MS****</b> – Magnetic stripe<br><b>DV****</b> – Dual validation (magstripe and keypad)<br><b>DVA****</b> – Other cyl<br><b>PH</b> – Proximity HID®<br><b>PHA</b> – Other cyl<br><b>MSA****</b> – Other cyl<br><b>SEK</b> – Proximity + Keypad<br><b>PKPA</b> – Proximity + Keypad adaptation<br><b>SE</b> – iCLASS<br><b>SEA</b> – iCLASS smartcard adaptation<br><b>PSEBH</b> - Proximity + SE + HID BLE<br><b>PSEBHA</b> - Proximity + SE + HID BLE Adaptation | 626 630<br>690<br>626AM*<br>630AM*<br><b>Satin*</b><br>606 612<br>613<br><b>Bright*</b><br>605 611<br>625 629 | RH<br>RHRB<br>LH<br>LHRB | <b>8CE*</b> – 8 cell battery holder assy with batteries<br><b>4SW</b> – 4 cell shrink wrap battery<br><b>P2****</b> – Phillips head screws<br><b>Thick Door*</b> – Specify thickness<br><b>7/8***</b> – Flat lip strike<br><b>TAC/I*</b> – Tactile Lever Inside<br><b>TAC/O*</b> – Tactile lever Outside<br><b>TAC/B*</b> – Tactile Lever Both<br><b>TRK1****</b> – Track 1<br><b>TRK2****</b> – Track 2<br><b>TRK3****</b> – Track 3<br><b>WS</b> – Windstorm Label (Florida Building Code) |

NOTE: Wireless locks come with Integrated Door Hardware (IDH) as standard -Request to Exit (RQE), door position switch (DS), latch bolt monitor switch (LS) and key-override switch (KOS) on DV Function.

\*Indicates extra cost option.

\*\*Indicates cost deduction.

\*\*\*T15 Torx security screws are supplied standard.

\*\*\*\*Must specify track number.

| Function Description                                 | Function Code | Complete With Combined Core |         |          | Less Core |
|--|---------------|-----------------------------|---------|----------|-----------|
|  |               | Patented*                   | Premium | Standard |           |
| <b>Magnetic Stripe Reader</b>                        |               |                             |         |          |           |
| 45HQ– Single Keyed Latch                             | DV            |                             |         |          |           |
| 45HQ– Single Keyed Deadbolt                          | TV            |                             |         |          |           |
| <b>Magnetic Stripe/keypad dual validation reader</b> |               |                             |         |          |           |
| 45HQ– Single Keyed Latch                             | DV            |                             |         |          |           |
| 45HQ– Single Keyed Deadbolt                          | TV            |                             |         |          |           |
| <b>HID® Proximity reader</b>                         |               |                             |         |          |           |
| 45HQ– Single Keyed Latch                             | DV            |                             |         |          |           |
| 45HQ– Single Keyed Deadbolt                          | TV            |                             |         |          |           |
| <b>PKP – Proximity + Keypad Reader</b>               |               |                             |         |          |           |
| 45HQ– Single Keyed Latch                             | DV            |                             |         |          |           |
| 45HQ– Single Keyed Deadbolt                          | TV            |                             |         |          |           |
| <b>SE – HID® iCLASS® Smart Card Reader</b>           |               |                             |         |          |           |
| 45HQ– Single Keyed Latch                             | DV            |                             |         |          |           |
| 45HQ– Single Keyed Deadbolt                          | TV            |                             |         |          |           |
| <b>PSEBH - Proximity + SE + HID BLE</b>              |               |                             |         |          |           |
| 45HQ– Single Keyed Latch                             | DV            |                             |         |          |           |
| 45HQ– Single Keyed Deadbolt                          | TV            |                             |         |          |           |

Contact your PACS partner for pricing.  
For current WAMS customers, contact your local sales representative.

\*Patented pricing shown is for CORMAX patented keying system. Add \$20.00 for Best Preferred patented keying.

# BEST 45HQ Wireless Mortise Locks with Wi-Q™ Technology (cont.) Electromechanical Locks

Contact your PACS partner for pricing. For current WAMS customers, contact your local sales representative.

| Extra Cost Options*              | Option Code        |
|----------------------------------|--------------------|
| Satin finishes (per lock)        | 606, 612, 613 etc. |
| Bright finishes (per lock)       | 605, 611, 625 etc. |
| UltraShield antimicrobial finish | 626AM, 630AM       |
| Thick door                       | Specify thickness  |
| Tactile both levers/knobs**      | TAC/B              |
| Tactile outside lever/knob**     | TAC/O              |
| Tactile inside lever/knob**      | TAC/I              |
| 7/8" Lip-to-center strike        | 7/8 LTC            |
| 12, 17 Lever Design              | 12, 17             |
| Decorative Lever Design          | 50-91              |
| Extended Life Battery            | 8CE                |

\*\*Not available on #17 levers.

| **Cost Deductions                                 | Option Code |
|---|-------------|
| Less cylinder option (Deduct from complete price) | 0           |

# BEST 9KQ Wireless Cylindrical Locks with Wi-Q™ Technology

## Electromechanical Locks

### How To Order

| 9KQ    | 3                                    | 7   | DV            | 14  | MS  | STK   | 626  |   |
|--------|--------------------------------------|---|---------------|---|---|---|--|---|
| Series | Backset                              | Core Housing  | Function Code | Lever Style   | Rose Style  | Strike Package  | Finish   | Options   |
| 9KQ    | 3 – 2-3/4"<br>4* – 3-3/4"<br>5* – 5" | 0*** – Non-IC and LFIC competitive cylinder (less core)<br>6** – 6 pin non-IC cylinder<br>7 – 7-pin housing, accepts all BEST cores | DV – with key | 14 – Curved with return<br>15 – Contour with angle return<br>16 – Curved without return<br>4 – Round knob | MS***** – Magnetic stripe<br>DV***** – Dual validation (magstripe and keypad)<br>PH – Proximity HID®<br>PKP – Proximity + Keypad<br>SE – iCLASS<br>PSEBH – Proximity + SE + HID BLE | STK – Standard<br>S3 – ANSI<br>S3 7/8* – Lip to center strike<br>S3B* – ANSI (Strike w/ Plastic Box)<br>S3B 7/8* – ANSI (Strike w/ Plastic Box) | 626 690<br>626AM*<br>Satin* 606 612<br>Bright* 605 625 | 8CE* – 8 cell battery holder assy with batteries<br>4SW – 4 cell shrink wrap battery<br>P2***** – Phillips head screws<br>LM – Lost motion<br>3/4* – 3/4" throw latch<br>OB** – non-IC zero-bitted<br>COR*** – non IC Corbin Russwin<br>MED*** – non IC Medeco<br>SAR*** – non IC Sargent<br>SCH*** – non IC Schlage<br>YAL*** – non IC Yale<br>SARRC*** – LFIC Sargent<br>CORRC*** – LFIC Corbin<br>YALRC*** – LFIC Yale<br>SCHRC*** – LFIC Schlage<br>AL/O* – Abrasive Lever Outside<br>AL/I* – Abrasive Lever Inside<br>AL/B* – Abrasive Lever Both<br>TL/O* – Tactile Lever Outside<br>TL/I* – Tactile Lever Inside<br>TL/B* – Tactile Lever Both<br>FRL – Full Radius Latch<br>TRK1***** – Track 1<br>TRK2***** – Track 2<br>TRK3***** – Track 3<br>WS – Windstorm Label (Florida Building Code) |

NOTE: Wireless locks come with Integrated Door Hardware (IDH) as standard – Request to Exit (RQE), Door Position Switch (DS)  
 \* Indicates extra cost option.  
 \*\* Six-pin cylinder in Schlage "C" keyway included with OB, KA, KD options. Must specify "6" for core housing.  
 \*\*\* Cylinder not included with COR, MED, SAR, SCH, YAL, CORRC, YALRC, SARRC, or SCHRC options. Must specify "0" for core housing.  
 \*\*\*\* T15 Torx security screws are supplied standard.  
 \*\*\*\*\* Must specify track number.

| Function Description                            | Function Code | Complete With Combined Core |         |          | Less Core | 6-pin non-IC Cylinder OB, KA, KD |
|---|---------------|-----------------------------|---------|----------|-----------|----------------------------------|
|   |               | Patented*                   | Premium | Standard |           |                                  |
| <b>Magnetic Stripe Reader</b>                   |               |                             |         |          |           |                                  |
| 9KQ - Single keyed lock                         | DV            |                             |         |          |           |                                  |
| <b>Mag Stripe Keypad Dual Validation Reader</b> |               |                             |         |          |           |                                  |
| 9KQ - Single keyed lock                         | DV            |                             |         |          |           |                                  |
| <b>HID® Proximity Reader</b>                    |               |                             |         |          |           |                                  |
| 9KQ - Single keyed lock                         | DV            |                             |         |          |           |                                  |
| <b>PKP- Proximity + Keypad Reader:</b>          |               |                             |         |          |           |                                  |
| 9KQ - Single keyed lock                         | DV            |                             |         |          |           |                                  |
| <b>SE- HID iCLASS Smart Card Reader</b>         |               |                             |         |          |           |                                  |
| 9KQ - Single keyed lock                         | DV            |                             |         |          |           |                                  |
| <b>PSEBH - Proximity + SE + HID BLE</b>         |               |                             |         |          |           |                                  |
| 9KQ - Single keyed lock                         | DV            |                             |         |          |           |                                  |

Contact your PACS partner for pricing.  
For current WAMS customers, contact your local sales representative.

\*Patented pricing shown is for CORMAX patented keying system. Add \$20.00 for Best Preferred patented keying.

| Extra Cost Options*              | Option Code         |
|----------------------------------|---------------------|
| Satin finishes (per lock)        | 606, 612, 613, etc. |
| Bright finishes (per lock)       | 605, 625, 629, etc. |
| UltraShield antimicrobial finish | 626AM               |
| 3/4" throw latch                 | 3/4                 |
| Special backsets                 | 94KQ / 95KQ         |
| Abrasive lever both sides        | AL/B                |
| Abrasive lever outside           | AL/O                |
| Abrasive lever inside            | AL/I                |
| Tactile lever both sides         | TL/B                |
| Tactile lever outside            | TL/O                |
| Tactile lever inside             | TL/I                |
| Full radius latch                | FRL                 |
| 7/8" Lip-to-center strike        | S3 7/8              |
| Strike with plastic box          | S3B or S3B 7/8      |
| Extended Life Battery            | 8CE                 |

| Extra Cost Options*                  | Option Code |
|--------------------------------------|-------------|
| Non-IC Corbin-Russwin (single keyed) | COR         |
| Non-IC Medeco (single keyed)         | MED         |
| Non-IC Sargent (single keyed)        | SAR         |
| Non-IC Schlage (single keyed)        | SCH         |
| Non-IC Yale (single keyed)           | YAL         |

NOTE: These options do not come with a cylinder. The lock is just prepped for cylinders of these other manufacturers and comes with a throw member for that manufacturer's cylinder.

| Part Description           | Part Number |
|----------------------------|-------------|
| 2-3/4" deadlocking latch   | 8KL3        |
| 3-3/4" deadlocking latch   | 8KL4        |
| 5" deadlocking latch       | 8KL5        |
| Standard strike package    | 8KS2 / 9KS2 |
| ANSI strike package        | 8KS3 / 9KS3 |
| Throw member 6-pin / 7-pin | B92505      |

# BEST EXQ Wireless Exit Trim with Wi-Q™ Technology

## How To Order

| Series     | Core housing   | Function code                                     | Lever style   | Trim style  | Finish  | Door hand  | Mfg  | Locking type  | Options  |
|------------|--|---|---|---|---|------------|--|---|--|
| EXQ        | 7  | EV  | 15  | MS  | 626   | RHR        | PH2  | RM  |  |
| <b>EXQ</b> | <b>0</b> – Less Core Housing<br><b>7</b> – 7-pin housing; accepts all BEST cores | <b>EV</b> – With key**<br><b>NV</b> – Without key | <b>14</b> – Curved w/ return<br><b>15</b> – Contour w/ angle return | <b>MS</b> *** – Magnetic stripe<br><b>DV</b> *** – Dual validation (magstripe and keypad)<br><b>PH</b> – Proximity HID®<br><b>PKP</b> – Proximity + Keypad<br><b>SE</b> – iCLASS<br><b>PSEBH</b> – Proximity + SE + HID BLE | 626 690<br>626AM*<br>Satin*<br>606 612<br>613 | RHR<br>LHR | <b>PH2</b> – Precision Hardware 2000 series<br><b>VD9</b> ** – Von Duprin 98/99 series | <b>RM</b> – Rim<br><b>MO</b> – Mortise<br><b>RD</b> – Surface and concealed vertical rods | <b>SH</b> * – Security head screws<br><b>MT1</b> *** – Track 1<br><b>MT2</b> *** – Track 2<br><b>MT3</b> *** – Track 3 |

NOTE: Wireless locks come standard with door position switch (DS), connector/input to connect to a ROE switch inside exit device. (ROE switch must be purchased separately for exit device brand and model).

NOTE: Latch Switch connector is also included for use with a latch switch indicator only on Precision exit devices.

\*Indicates extra cost option; see below.

\*\*The EV function (key override) is not available on the Von Duprin Mortise type.

\*\*\*Must specify track number.

| Function Description                            | Function Code | Complete With Combined Core |         |          | Less Core |
|---|---------------|-----------------------------|---------|----------|-----------|
|   |               | Patented*                   | Premium | Standard |           |
| <b>Magnetic Stripe Reader</b>                   |               |                             |         |          |           |
| EXQ – Exit Trim – single keyed                  | EV            |                             |         |          |           |
| EXQ – Exit Trim – non keyed                     | NV            |                             |         |          |           |
| <b>Mag Stripe Keypad Dual Validation Reader</b> |               |                             |         |          |           |
| EXQ – Exit Trim – single keyed                  | EV            |                             |         |          |           |
| EXQ – Exit Trim – non keyed                     | NV            |                             |         |          |           |
| <b>HID® Proximity Reader</b>                    |               |                             |         |          |           |
| EXQ – Exit Trim – single keyed                  | EV            |                             |         |          |           |
| EXQ – Exit Trim – non keyed                     | NV            |                             |         |          |           |
| <b>PKP – Proximity + Keypad Reader</b>          |               |                             |         |          |           |
| EXQ – Exit Trim – single keyed                  | EV            |                             |         |          |           |
| EXQ – Exit Trim – non keyed                     | NV            |                             |         |          |           |
| <b>SE – HID® iCLASS® Smart Card Reader</b>      |               |                             |         |          |           |
| EXQ – Exit Trim – single keyed                  | EV            |                             |         |          |           |
| EXQ – Exit Trim – non keyed                     | NV            |                             |         |          |           |
| <b>PSEBH - Proximity + SE + HID BLE</b>         |               |                             |         |          |           |
| EXQ – Exit Trim – single keyed                  | EV            |                             |         |          |           |
| EXQ – Exit Trim – non keyed                     | NV            |                             |         |          |           |

Contact your PACS partner for pricing.  
For current WAMS customers, contact your local sales representative.

\*Patented pricing shown is for CORMAX patented keying system. Add \$20.00 for Best Preferred patented keying.

| Extra Cost Options*              | Option Code   |
|----------------------------------|---------------|
| Satin finishes (per lock)        | 606, 612, 613 |
| UltraShield antimicrobial finish | 626AM         |
| Security head screws             | SH            |

| Description   | Part Number   |
|---|---------------|
| <b>Portal Gateways (WQXM- New Mercury Compatible)</b>   |               |
| Portal Gateway for up to 64 Readers/Locks* with half wave dipole omnidirectional antenna (should only be used where PG is mounted in an open area, not in a ceiling or restricted signal area). | WQXM-PG       |
| Portal Gateway for up to 64 Readers/Locks* with ceiling mount omnidirectional antenna.  | WQXM-PG-C     |
| Portal Gateway in a mounting enclosure, without Power Supply. This would be used with Power Over Ethernet (POE) devices (not included)  | WQXM-PG-BP    |
| Portal Gateway in a mounting enclosure, with ceiling mount omnidirectional antenna, without Power Supply. This would be used with Power Over Ethernet (POE) devices (not included)              | WQXM-PG-C-BP  |
| Portal Gateway for up to 64 Readers/Locks* with wall mount directional antenna  | WQXM-PG-W     |
| <b>Wireless Access Controllers (WAC)</b>  |               |
| Wireless Access Controller with half wave dipole omnidirectional antenna (should only be used where WAC is mounted in an open area, not in a ceiling or restricted signal area).                | WQX-WAC       |
| Wireless Access Controller with ceiling mount omni directional antenn   | WQX-WAC-C     |
| Wireless Access Controller in enclosure with power supply and ceiling mount omnidirectional antenna   | WQX-WAC-C-B   |
| Wireless Access Controller with wall mount directional antenna  | WQX-WAC-W     |
| Wireless Access Controller in enclosure with power supply and wall mount directional antenna  | WQX-WAC-W-B   |
| Wireless Access Controller in Nema enclosure with power supply and exterior directional antenna   | WQX-WAC-D-BW  |
| Wireless Access Controller in Nema enclosure with power supply and exterior omni-directional antenna  | WQX-WAC-O-BW  |
| Wireless Access Controller sign-on keypad   | WQD-WACPAD    |
| <b>Power and Adapters</b>   |               |
| Sealed battery pack   | VPD-BB        |
| Plug-in Transformer (wall-mount) with 6' of cable   | WQD-12827     |
| Power over Ethernet Power Supply/Inserter   | WQD-12927-001 |
| Power over Ethernet Active Splitter with Isolation  | WQD-12928-001 |
| <b>Wi-Q™ Antennas &amp; Accessories</b>   |               |
| 2.4 GHz Interior Ceiling Mount Omni-directional Antenna kit*  | WQD-ACMO      |
| 2.4 GHz Interior/Exterior Wall mount directional antenna kit*   | WQD-AWMD      |
| 2.4GHZ Exterior directional antenna**   | WQD-AEMD      |
| 2.4GHZ Exterior omnidirectional mast mount kit**  | WQD-AEMO      |
| Exterior Antenna Grounding kit***   | WQD-AGT       |
| Surge Protection Kit  | WQD-SURG      |
| Cleaning Cards (box of 50)  | VPDCLN        |
| HID Proximity Card Enrollment Reader  | RDR6081AKU    |

NOTE: Normal Offline software upgrade licenses apply. (Base software and 64 reader blocks)

\*Antenna Kit include antenna, standard mount and 20' cable to connect to PG or WAC.

\*\*Antenna Kit includes antenna, wall and post mounts and 20' cable to connect to PG or WAC.

\*\*\*Grounding Kit includes coax grounding kit and lightning arrester.

# BEST Wireless Conversion Kits with Wi-Q™ Technology

## How To Order

Kit works on Offline G and V 9K and 40H Platforms  
 Works on Magnetic Stripe, Dual Validation, HID® Proximity will not work on 30H Mortise Platforms.

| Series Style  | Description  |
|---|--|
| <b>WQCNKT-1 Cylindrical wireless upgrade kit</b>  |  |
| <b>WQCNKT-1</b><br>Cylindrical wireless upgrade kit   | Kit to convert an Offline 9K V/G standalone lockset to a Wi-Q™ Wireless Lockset.<br><b>Notes:</b><br>1) Kit includes a new 9K chassis with new motor, ROE hub and door position switch.<br>2) If the conversion kit will be used on a pre-2009 standalone lock with a HID Proximity Reader, it is highly recommended that a new HID Proximity reader is also purchased. The new style reader will provide better battery life than the pre-2009 HID Proximity Readers.<br>(Part # 73132854S---- B82399 45HQ HID PROX BEZEL SUB-ASSY HID)   |
| <b>WQCNKT-2</b><br>Mortise DV function (without deadbolt) wireless upgrade kit with alarm functionality | Kit to convert an Offline 45H V/G standalone lockset to a Wi-Q™ Wireless Lockset.<br><b>Notes:</b><br>1) Kit also contains a new 45H DV mortise case which includes ROE, door position switch, latch position switch and key-override sensor to provide for full alarm functionality.<br>2) If the conversion kit will be used on a pre-2009 standalone lock with a HID Proximity Reader, it is highly recommended that a new HID Proximity reader is also purchased. The new style reader will provide better battery life than the pre-2009 HID Proximity Readers.<br>(Part # 73132854S---- B82399 45HQ HID PROX BEZEL SUB-ASSY HID)     |
| <b>WQCNKT-3</b><br>Mortise TV function (with deadbolt) wireless upgrade kit with alarm functionality    | Kit to convert an Offline 45H V/G standalone lockset to a Wi-Q™ Wireless Lockset.<br><b>Notes:</b><br>1) Kit also contains a new 45H TV mortise case which includes ROE, door position switch, deadbolt position switch, and key-override sensor to provide for full alarm functionality.<br>2) If the conversion kit will be used on a pre-2009 standalone lock with a HID Proximity Reader, it is highly recommended that a new HID Proximity reader is also purchased. The new style reader will provide better battery life than the pre-2009 HID Proximity Readers.<br>(Part # 73132854S---- B82399 45HQ HID PROX BEZEL SUB-ASSY HID) |

Contact your PACS partner for pricing.  
 For current WAMS customers, contact your local sales representative.  
**Upgrade kits must be installed by a BEST Certified Technician for warranty purposes.**



# Electronic Lock Inside Escutcheon Conversion Kits

# Electromechanical Locks

## How To Order

Kit works on Keypad EZ, B.A.S.I.S. G, B.A.S.I.S. V, NT500, and Wi-Q products.  
Kits do not work on IDH Max products.

### Cylindrical Conversion Kits

| 9KEKT                              |   | DV               | 626   |  |
|------------------------------------|---|------------------|---|--|
| Series                             | Wireless or non-wireless                  | Function Code    | Finish  | Options  |
| 9KEKT – Cylindrical conversion kit | Q – Wi-Q Wireless<br>Blank – Non-wireless | DV – Latch w/key | 626 626AM*<br>Satin*<br>606 612 613<br>Bright*<br>605 625 629 | 8CE* – 8 cell battery holder assy with batteries<br>4SW – 4 cell shrink wrap battery pack<br>P2** – Phillips head screws |

\*Indicates extra cost option; see below.

\*\*T15 Torx security screws are supplied standard.

### Mortise Conversion Kits

| 45HEKT                          | Q   | TV   | 606   |   |
|---------------------------------|---|--|---|---|
| Series                          | Wireless or non-wireless                  | Function Code  | Finish  | Options   |
| 45HEKT – Mortise conversion kit | Q – Wi-Q Wireless<br>Blank – Non-wireless | DV – Latch w/key<br>TV – Deadbolt w/key<br>LV – Deadbolt w/o key<br>NV – Latch w/o key | 626 626AM*<br>Satin*<br>606 612 613<br>Bright*<br>605 625 629 | 8CE* – 8 cell battery holder assy with batteries<br>Thick Door* – Specify thickness<br>P2** – Phillips head screws<br>4SW – 4 cell shrink wrap battery pack |

\*Indicates extra cost option; see below.

\*\*T15 Torx security screws are supplied standard.

| Conversion Kit                          | Price  |
|---|--------|
| <b>9KEKT Cylindrical Conversion Kit</b> |        |
| Wi-Q Wireless                           | 385.00 |
| Non-wireless                            | 185.00 |
| <b>45HEKT Mortise Conversion Kit</b>    |        |
| Wi-Q Wireless                           | 385.00 |
| Non-wireless                            | 185.00 |

| Extra Cost Options*              | Option Code       | Add-On |
|----------------------------------|-------------------|--------|
| Satin finish                     | 606 612 613       | 92.00  |
| Bright finish                    | 605 625 629       | 177.00 |
| UltraShield antimicrobial finish | 626AM             | 193.00 |
| Thick door                       | Specify thickness | 131.00 |
| Extended Life Battery            | 8CE               | 106.00 |

# HD8000

# BEST Surface Door Closers

| Series | Spring Size | Body Options | Arm          | Cover Options | ACC Brackets   | Fastners      | ACC Plates     | ACC Other      | Finish     |
|--------|-------------|--------------|--------------|---------------|----------------|---------------|----------------|----------------|------------|
| HD80   | 16          | DA           | <b>AF80P</b> | <b>PC</b>     | <b>Specify</b> | <b>SNDTPK</b> | <b>Specify</b> | <b>Specify</b> | <b>689</b> |

(Bold are standard selections; or specify from available options)

|      |   |  |  |  |                               |  |                                  |  |   |
|------|---|--|--|--|-------------------------------|--|----------------------------------|--|---|
| HD80 | 16 Adjustable size 1-6 to meet barrier-free ADA requirements<br>56 Adjustable size 5-6 +50% power over size 6 to meet PT4C requirements | DA Delayed action<br>AVB<br>Advanced variable backcheck<br>DA AVB<br>Combination<br>DA + AVB | AF80P, AF80J, FH, FHP, FHJ, PH, PHP, DS, DS/R, DS/RCP, DST, DST/R, DST/RCP, SDS, SDS/R, SDS/RCP, SDST, IS, ISH, SIS, SISH, ISJ, ISJH, SISJ, SISJH, SPA, SPA/R, SPA/RCP, SPAT, SPAT/R, SPAT/RCP, T, FT, JT, PT, TDE, TH, FTH, JTH, PTH, PTH, TDEH, LA | PC Plastic<br>OPC<br>Oversize plastic<br>MC Metal<br>LL Lead lined | PD<br>PFT<br>PHB<br>MJ<br>P80 | SNDTPK - Self-drilling, self-tapping, thru bolts 13/4" door with machine screws<br>TX80 - Torx security screws | BP80<br>DP80<br>CP4111<br>CP4040 | AB80<br>BS<br>BSHD<br>NFHD<br>FTHD<br>BSNFHD | <b>Painted:</b><br>600 Primed<br>689 Aluminum<br>691 Dull bronze<br>693 Black<br>695 Dark duranodic bronze<br>696 Gold<br><b>Plated:</b><br>605 Polished brass<br>606 Satin brass<br>611 Polished bronze<br>612 Satin bronze<br>613 Satin oil-rubbed bronze<br>618 Polished nickel<br>619 Satin nickel<br>625 Polished chrome<br>626 Satin chrome |
|------|---|--|--|--|-------------------------------|--|----------------------------------|--|---|

HD80

709.00

| Spring size | Description  | Price |
|-------------|--|-------|
| 16          | Adjustable size 1-6 to meet barrier-free ADA requirements            | Incl  |
| 56          | Adjustable size 5-6 +50% power over size 6 to meet PT4C requirements | Incl  |

### Complete Unit Pricing

| Arm Option | Description  | List Painted | List Plated |
|------------|--|--------------|-------------|
| AF80P      | Standard flat form arm, tri-pack   | 709.00       | 1,246.00    |
| AF80J      | Top jamb flat form arm for 4-8" reveal   | 705.00       | 1,160.00    |
| FH         | Friction hold open arm   | 752.00       | NA          |
| FHP        | Friction hold open arm, tri-pack   | 762.00       | NA          |
| FHJ        | Top jamb friction hold open arm for 4-8" reveal  | 756.00       | NA          |
| PH         | Regular/Top jamb plunger hold open arm   | 913.00       | 1,314.00    |
| PHP        | Parallel/Top jamb plunger hold open arm  | 918.00       | 1,411.00    |
| DS         | Heavy duty parallel arm with stop  | 787.00       | 1,271.00    |
| DS/R       | Heavy duty parallel arm, stop with LCN PA foot   | 787.00       | 1,271.00    |
| DS/RCP     | Heavy duty parallel arm, stop with LCN PA foot & CP4040 conversion plate                               | 876.00       | 1,359.00    |
| DST        | Heavy duty parallel arm with hold open and stop  | 855.00       | 1,395.00    |
| DST/R      | Heavy duty parallel arm, hold open, stop with LCN PA foot  | 855.00       | 1,395.00    |
| DST/RCP    | Heavy duty parallel arm, hold open, stop with LCN PA foot & CP4040 conversion plate                    | 944.00       | 1,484.00    |
| SDS        | Heavy duty parallel arm with compression stop  | 1,003.00     | 1,674.00    |
| SDS/R      | Heavy duty parallel arm, compression stop with LCN PA foot   | 1,003.00     | 1,674.00    |
| SDS/RCP    | Heavy duty parallel arm, compression stop with LCN PA foot & CP4040 conversion plate                   | 1,094.00     | 1,762.00    |
| SDST       | Heavy duty parallel arm with hold open and compression stop  | 1,068.00     | 1,746.00    |
| IS         | Heavy duty regular/top jamb arm with stop  | 1,025.00     | 1,498.00    |
| ISH        | Heavy duty regular/top jamb arm with hold open and stop (1-6 version only)                             | 1,049.00     | NA          |
| SIS        | Heavy duty regular/top jamb arm with compression stop (630 finish only)                                | 1,049.00     | 1,702.00    |
| SISH       | Heavy duty regular/top jamb arm with hold open and compression stop (1-6 version only)                 | 1,217.00     | NA          |
| ISJ        | Heavy duty top jamb arm with stop for 3-1/2"-6-1/2" reveal   | 1,064.00     | 1,526.00    |
| ISJH       | Heavy duty top jamb arm with hold open and stop for 3-1/2"-6-1/2" reveal                               | 1,133.00     | NA          |
| SISJ       | Heavy duty top jamb arm with compression stop for 3-1/2"-6-1/2" reveal                                 | 1,179.00     | 1,734.00    |
| SISJH      | Heavy duty top jamb arm with hold open and compression stop for 3-1/2"-6-1/2" reveal (630 finish only) | 1,249.00     | NA          |

# HD8000 (Continued)

# BEST Surface Door Closers

## Complete Unit Pricing

| Arm Option | Description   | List Painted  | List Plated   |
|------------|---|---------------|---------------|
| SPA        | Heavy duty parallel arm   | 739.00        | 1,273.00      |
| SPA/R      | Heavy duty parallel arm with LCN PA foot  | 739.00        | 1,273.00      |
| SPA/RCP    | Heavy duty parallel arm with LCN PA foot & CP4040 conversion plate                      | 825.00        | 1,361.00      |
| SPAT       | Heavy duty parallel arm with thumb-turn hold open                                       | 806.00        | 1,271.00      |
| SPAT/R     | Heavy duty parallel arm, thumbturn hold open with LCN PA foot                           | 806.00        | 1,271.00      |
| SPAT/RCP   | Heavy duty parallel arm, thumbturn hold open with LCN PA foot & CP4040 conversion plate | 894.00        | 1,359.00      |
| T          | Track arm, pull side door mounted   | 756.00        | 1,273.00      |
| FT         | Flush track arm, push side transom mounted  | 756.00        | 1,273.00      |
| JT         | Jamb track, pull side frame mounted   | 756.00        | 1,273.00      |
| PT         | Push track arm, push side soffit mounted  | 756.00        | 1,273.00      |
| TDE        | Track arm double egress, pull side frame mounted (specify handing)                      | 882.00        | 1,361.00      |
| TH         | Track arm with hold open, pull side door mounted  | 789.00        | 1,310.00      |
| FTH        | Flush track arm with hold open, push side transom mounted                               | 789.00        | 1,310.00      |
| JTH        | Jamb track with hold open, pull side frame mounted                                      | 789.00        | 1,310.00      |
| PTH        | Push track arm with hold open, push side soffit mounted                                 | 789.00        | 1,310.00      |
| TDEH       | Track arm with hold open double egress, pull side frame mounted (specify handing)       | 916.00        | 1,403.00      |
| LA         | Less standard arm   | deduct 111.00 | deduct 261.00 |

## Body Add-On Options

| Option | Category | Description                  | List Add  |
|--------|----------|------------------------------|-----------|
| DA     | Body     | Delayed action               | Add 50.00 |
| AVB    | Body     | Advanced variable backcheck  | Add 26.00 |
| DA AVB | Body     | Combination of both DA + AVB | Add 74.00 |

## Cover Add-On Options

| Option | Category | Description  | List Add  |
|--------|----------|--|-----------|
| PC     | Cover    | Plastic cover (standard)                           | Incl.     |
| OPC    | Cover    | Oversize plastic cover                             | Add 31.00 |
| MC     | Cover    | Metal cover non-handed (removable mouse hole)      | Add 58.00 |
| LL     | Cover    | Lead lined cover non-handed (removable mouse hole) | Add 85.00 |

## Accessory Bracket Add-On Options

| Item | Category | Description   | List Add Painted | List Add Plated |
|------|----------|---|------------------|-----------------|
| PD   | Bracket  | PA bracket for non hold open arm applications to clear surface applied stop / holder                  | 63.00            | 136.00          |
| PFT  | Bracket  | PA bracket for hold open and non hold open applications to mount PFT bracket flush to transom         | 50.00            | 130.00          |
| PHB  | Bracket  | PA bracket for friction hold open arm. Included w/ with FHP arm                                       | 31.00            | 117.00          |
| MJ   | Bracket  | Mortised jamb bracket for reg mount non hold open applications where normal foot can't be used        | 43.00            | NA              |
| P80  | Bracket  | Standard PA bracket for non hold open and plunger hold open applications. Included w/AF80P & PHP arms | 31.00            | 117.00          |

## Fastener Add-On Options

| Option | Category | Description   | List Add  |
|--------|----------|---|-----------|
| SNTPK  | Fastener | Self-drilling, self-tapping, thru bolts 1-3/4" door with machine screws | Incl.     |
| TX80   | Fastener | Torx security screws  | Add 50.00 |

# HD8000 (Continued)

# BEST Surface Door Closers

## Accessory Plate Add-On Options

| Item   | Category         | Description  |     | List Add |
|--------|------------------|--|-----|----------|
| BP80   | Back plate       | Backplate typically for TJ mount closer body w/ restricted ceiling clearance                   | Add | 91.00    |
| DP80   | Drop plate       | Drop plate for PA mounted closer body to doors' top rail or TJ w/ restricted ceiling clearance | Add | 91.00    |
| CP4III | Conversion Plate | Conversion plate to retrofit LCN4III   | Add | 91.00    |
| CP4040 | Conversion plate | Conversion plate to retrofit LCN4040   | Add | 91.00    |

## Accessory OTHER Add-On Options

| Item   | Category | Description  | List Add Painted | List Add Plated |
|--------|----------|--|------------------|-----------------|
| AB80   | Bracket  | Angle bracket for PA and TJ mount where field conditions require to mount closer body to bracket       | 91.00            | NA              |
| BS     | Spacer   | Blade stop spacer for PA mounted applications. Spacer fits against frame's stop                        | 43.00            | NA              |
| BSHD   | Spacer   | Blade stop spacer for HD PA mounted applications. Spacer fits against frame's stop                     | 44.00            | NA              |
| NFHD   | Bracket  | Angled narrow frame bracket to give support to HD PA arms. Used in conjunction with BSHD               | 43.00            | 123.00          |
| FTHD   | Bracket  | Angled flush transom bracket for heavy duty PA applications where normal soffit conditions don't exist | 67.00            | NA              |
| BSNFHD | Kit      | BSHD + NFHD kit  | 87.00            | NA              |

## Custom/Designer Color Add-On Options

| Option           | Category | Description  |     | List Add |
|------------------|----------|--|-----|----------|
| RAL Custom Color | Finish   | Custom painted finish selected from RAL color pallet book<br>(Per order; per color set up, net; no discount applied)                         | Net | 163.00   |
| RAL Custom Color | Finish   | Per closer   | Add | 58.00    |
| Designer Color   | Finish   | Designer painted finish matched to supplied samples. (3x 2"x 3" samples required)<br>(Per order; per color set up, net; no discount applied) | Net | 371.00   |
| Designer Color   | Finish   | Per closer   | Add | 58.00    |

## Body Package Less Arm

| Item             | Description  | List Painted | List Plated |
|------------------|--|--------------|-------------|
| HD8016 LA        | Adj 1-6 closer w/ PC cover SNDTPK  | 561.00       | 897.00      |
| HD8056 LA        | Adj 5-6 +50% power closer w/ PC cover SNDTPK   | 561.00       | 897.00      |
| HD8016 DA LA     | Adj 1-6 delayed action closer w/ PC cover SNDTPK   | 610.00       | 946.00      |
| HD8056 DA LA     | Adj 5-6 +50% power delayed action closer w/ PC cover SNDTPK                              | 610.00       | 946.00      |
| HD8016 AVB LA    | Adj 1-6 advanced variable backcheck closer w/ PC cover SNDTPK                            | 586.00       | 922.00      |
| HD8056 AVB LA    | Adj 5-6 +50% power advanced variable backcheck closer w/ PC cover SNDTPK                 | 586.00       | 922.00      |
| HD8016 DA AVB LA | Adj 1-6 delayed action, advanced variable backcheck closer w/ PC cover SNDTPK            | 634.00       | 970.00      |
| HD8056 DA AVB LA | Adj 5-6 +50% power delayed action, advanced variable backcheck closer w/ PC cover SNDTPK | 634.00       | 970.00      |

## Accessories

| Item   | Description  | List Add Painted | List Add Plated |
|--------|--|------------------|-----------------|
| AF80P  | Standard flat form arm, tri-pack   | 152.00           | 351.00          |
| AF80J  | Top jamb flat form arm for 4-8" reveal                                   | 145.00           | 262.00          |
| FH     | Friction hold open arm   | 179.00           | NA              |
| FHP    | Friction hold open arm, tri-pack   | 191.00           | NA              |
| FHJ    | Top jamb friction hold open arm for 4-8" reveal                          | 185.00           | NA              |
| PH     | Regular/Top jamb plunger hold open arm                                   | 283.00           | 503.00          |
| PHP    | Parallel/Top jamb plunger hold open arm                                  | 288.00           | 613.00          |
| DS     | Heavy duty parallel arm with stop  | 211.00           | 398.00          |
| DS/R   | Heavy duty parallel arm, stop with LCN PA foot                           | 211.00           | 398.00          |
| DS/RCP | Heavy duty parallel arm, stop with LCN PA foot & CP4040 conversion plate | 300.00           | 486.00          |
| DST    | Heavy duty parallel arm with hold open and stop                          | 271.00           | 455.00          |
| DST/R  | Heavy duty parallel arm, stop with LCN PA foot                           | 271.00           | 455.00          |

Accessories

| Item     | Description   | List Add Painted | List Add Plated |
|----------|---|------------------|-----------------|
| DST/RCP  | Heavy duty parallel arm, stop with LCN PA foot & CP4040 conversion plate                        | 358.00           | 542.00          |
| SDS      | Heavy duty parallel arm with compression stop   | 386.00           | 537.00          |
| SDS/R    | Heavy duty parallel arm, hold open, compression stop with LCN PA foot                           | 386.00           | 537.00          |
| SDS/RCP  | Heavy duty parallel arm, hold open, compression stop with LCN PA foot & CP4040 conversion plate | 476.00           | 626.00          |
| SDST     | Heavy duty parallel arm with hold open and compression stop                                     | 448.00           | 596.00          |
| IS       | Heavy duty regular/top jamb arm with stop   | 378.00           | 607.00          |
| ISH      | Heavy duty regular/top jamb arm with hold open and stop   | 433.00           | NA              |
| SIS      | Heavy duty regular/top jamb arm with compression stop   | 472.00           | 742.00          |
| SISH     | Heavy duty regular/top jamb arm with hold open and compression stop                             | 532.00           | NA              |
| ISJ      | Heavy duty top jamb arm with stop for 3-1/2"-6-1/2" reveal                                      | 408.00           | 632.00          |
| ISJH     | Heavy duty top jamb arm with hold open and stop for 3-1/2"-6-1/2" reveal                        | 464.00           | NA              |
| SISJ     | Heavy duty top jamb arm with compression stop for 3-1/2"-6-1/2" reveal                          | 502.00           | 608.00          |
| SISJH    | Heavy duty top jamb arm with hold open and compression stop for 3-1/2"-6-1/2" reveal            | 560.00           | NA              |
| SPA      | Heavy duty parallel arm   | 169.00           | 353.00          |
| SPA/R    | Heavy duty parallel arm with LCN PA foot  | 169.00           | 353.00          |
| SPA/RCP  | Heavy duty parallel arm with LCN PA foot & CP4040 conversion plate                              | 258.00           | 443.00          |
| SPAT     | Heavy duty parallel arm with thumb-turn hold open   | 229.00           | 413.00          |
| SPAT/R   | Heavy duty parallel arm, thumbturn hold open with LCN PA foot                                   | 229.00           | 413.00          |
| SPAT/RCP | Heavy duty parallel arm, thumbturn hold open with LCN PA foot & CP4040 conversion plate         | 317.00           | 501.00          |
| T        | Track arm, pull side door mounted   | 185.00           | 430.00          |
| FT       | Flush track arm, push side transom mounted  | 185.00           | 430.00          |
| JT       | Jamb track, pull side frame mounted   | 185.00           | 430.00          |
| PT       | Push track arm, push side soffit mounted  | 185.00           | 430.00          |
| TDE      | Track arm double egress, pull side frame mounted  | 262.00           | NA              |
| TH       | Track arm with hold open, pull side door mounted  | 216.00           | 461.00          |
| FTH      | Flush track arm with hold open, push side transom mounted                                       | 216.00           | 461.00          |
| JTH      | Jamb track with hold open, pull side frame mounted  | 216.00           | 461.00          |
| PTH      | Push track arm with hold open, push side soffit mounted   | 216.00           | 461.00          |
| TDEH     | Track arm with hold open double egress, pull side frame mounted                                 | 291.00           | NA              |
| M8X30    | Arm screw only (arm type determines screw)  | 5.40             | NA              |
| M8X16    | Arm screw only (arm type determines screw)  | 5.40             | NA              |
| SNDTPK80 | Standard self-drilling, self tapping and through bolts (replacement pack)                       | 50.00            | NA              |
| PC80     | Cover Option standard full size plastic cover   | 37.00            | NA              |
| OPC80    | Cover Option over-sized plastic cover   | 43.00            | NA              |
| MC80     | Cover Option non handed metal cover   | 63.00            | 190.00          |
| OMC80    | Over-sized non handed metal cover   | 77.00            | 203.00          |
| LL80     | Cover Option non handed lead lined cover  | 182.00           | 323.00          |

| Series | Spring Size | Body Options | Arm | Cover Options | ACC Brackets | Fasteners | ACC Plates | ACC Other | Finish |
|--------|-------------|--------------|-----|---------------|--------------|-----------|------------|-----------|--------|
| HD70   | 16          | DA           | ARP | FPC           | Specify      | SNDTPK    | Specify    | Specify   | 689    |

(Bold are standard selections; or specify from available options)

|      |  |                   |  |   |                   |  |   |                               |  |
|------|--|-------------------|--|---|-------------------|--|---|-------------------------------|--|
| HD70 | 16 Adjustable size 1-6 to meet barrier-free ADA requirements | DA Delayed action | ARP, ARJ, A80P, FH, FHP, FHJ, PH, PHP, DS, DST, SDS, SDST, IS, ISH, SIS, SISH, ISJ, ISJH, SISJ, SISJH, SPA, SPA/R, SPA/RCP, SPAT, T, FT, JT, PT, TDE, TH, FTH, JTH, PTH, PTH, TDEH, LA | FPC Full Plactic SPC Sim Plastic MC Metal LL Lead Lined | PD PFT PHB MJ P70 | SNDTPK - Self-drilling, self-tapping, thru bolts 1 3/4" door with machine screws TX70 - Torx security screws | BP70 BP70FC BP70T BP70TFC BP70FT-FC DP70 DP70FC | AB70 BS BSHD NFHD FTHD BSNFHD | <b>Painted:</b><br>600 Primed<br>689 Aluminum<br>691 Dull bronze<br>693 Black<br>695 Dark duranodic bronze<br>696 Gold<br><b>Plated:</b><br>605 Polished brass<br>606 Satin brass<br>611 Polished bronze<br>612 Satin bronze<br>613 Satin oil-rubbed bronze<br>618 Polished nickel<br>619 Satin nickel<br>625 Polished chrome<br>626 Satin chrome<br>630 Satin stainless |
|------|--|-------------------|--|---|-------------------|--|---|-------------------------------|--|

| HD70        |   |  |  |  |  |  |  |  | 560.00 |
|-------------|---|--|--|--|--|--|--|--|--------|
| Spring size | Description   |  |  |  |  |  |  |  | Price  |
| 16          | Adjustable size 1-6 to meet barrier-free ADA requirements |  |  |  |  |  |  |  | Incl   |

Complete Unit Pricing

| Arm Option | Description  | List Painted | List Plated |
|------------|--|--------------|-------------|
| ARP        | Standard arm   | 560.00       | 1,070.00    |
| ARJ        | Top jamb round form arm for 4-8" reveal  | 544.00       | 976.00      |
| AO8P       | Secured round form arm, tri-pack   | 560.00       | NA          |
| FH         | Friction hold open arm   | 621.00       | NA          |
| FHP        | Friction hold open arm, tri-pack   | 756.00       | NA          |
| FHJ        | Top jamb friction hold open arm for 4-8" reveal  | 600.00       | NA          |
| PH         | Regular/Top jamb plunger hold open arm   | 756.00       | 1,211.00    |
| PHP        | Parallel/Top jamb plunger hold open arm  | 762.00       | 1,294.00    |
| DS         | Heavy duty parallel arm with stop  | 677.00       | 1,197.00    |
| DST        | Heavy duty parallel arm with hold open and stop  | 757.00       | 1,528.00    |
| SDS        | Heavy duty parallel arm with compression stop  | 886.00       | 1,565.00    |
| SDST       | Heavy duty parallel arm with hold open and compression stop                              | 963.00       | 1,642.00    |
| IS         | Heavy duty regular/top jamb arm with stop  | 876.00       | 1,356.00    |
| ISH        | Heavy duty regular/top jamb arm with hold open and stop                                  | 952.00       | NA          |
| SIS        | Heavy duty regular/top jamb arm with compression stop (630 finish only)                  | 998.00       | 1,589.00    |
| SISH       | Heavy duty regular/top jamb arm with hold open and compression stop                      | 1,067.00     | NA          |
| ISJ        | Heavy duty top jamb arm with stop for 3-1/2"-6-1/2" reveal                               | 912.00       | 1,406.00    |
| ISJH       | Heavy duty top jamb arm with hold open and stop for 3-1/2"-6-1/2" reveal                 | 987.00       | NA          |
| SISJ       | Heavy duty top jamb arm with compression stop for 3-1/2"-6-1/2" reveal (630 finish only) | 1,031.00     | 1,627.00    |
| SISJH      | Heavy duty top jamb arm with hold open and compression stop for 3-1/2"-6-1/2" reveal     | 1,106.00     | NA          |
| SPA        | Heavy duty parallel arm  | 610.00       | 1,145.00    |
| SPAT       | Heavy duty parallel arm with thumb-turn hold open  | 684.00       | 1,223.00    |
| T          | Track arm, pull side door mounted  | 630.00       | 1,128.00    |
| FT         | Flush track arm, push side transom mounted   | 630.00       | 1,128.00    |
| JT         | Jamb track, pull side frame mounted  | 630.00       | 1,128.00    |
| PT         | Push track arm, push side soffit mounted   | 630.00       | 1,128.00    |
| TDE        | Track arm double egress, pull side frame mounted (specify handing)                       | 723.00       | 1,226.00    |

### Complete Unit Pricing

| Arm Option | Description   | List Painted | List Plated   |
|------------|---|--------------|---------------|
| TH         | Track arm with hold open, pull side door mounted                                  | 666.00       | 1,169.00      |
| FTH        | Flush track arm with hold open, push side transom mounted                         | 666.00       | 1,169.00      |
| JTH        | Jamb track with hold open, pull side frame mounted                                | 666.00       | 1,169.00      |
| PTH        | Push track arm with hold open, push side soffit mounted                           | 666.00       | 1,169.00      |
| TDEH       | Track arm with hold open double egress, pull side frame mounted (specify handing) | 759.00       | 1,268.00      |
| LA         | Less standard arm   | deduct 91.00 | deduct 239.00 |

### Body Add-On Options

| Option | Category | Description    | List Add  |
|--------|----------|----------------|-----------|
| DA     | Body     | Delayed action | Add 53.00 |

### Cover Add-On Options

| Option | Category | Description                     | List Add  |
|--------|----------|---------------------------------|-----------|
| FPC    | Cover    | Full plastic cover (standard)   | Incl.     |
| SPC    | Cover    | Slim plastic cover              | Add 34.00 |
| MC     | Cover    | Metal cover (specify hand)      | Add 62.00 |
| LL     | Cover    | Lead lined cover (specify hand) | Add 90.00 |

### Accessory Bracket Add-On Options

| Item | Category | Description  | List Add Painted | List Add Plated |
|------|----------|--|------------------|-----------------|
| PD   | Bracket  | PA bracket for non hold open arm applications to clear surface applied stop / holder                       | 69.00            | 151.00          |
| PFT  | Bracket  | PA bracket for hold open and non hold open applications to mount PFT bracket flush to transom              | 54.00            | 141.00          |
| PHB  | Bracket  | PA bracket for friction hold open arm. Included w/ with FHP arm  | 34.00            | 130.00          |
| MJ   | Bracket  | Mortised jamb bracket for reg mount non hold open applications where normal foot can't be used             | 47.00            | NA              |
| P70  | Bracket  | Standard PA bracket for non hold open and plunger hold open applications. Included w/ ARP, A08P & PHP arms | 31.00            | 120.00          |

### Fastener Add-On Options

| Option | Category | Description   | List Add  |
|--------|----------|---|-----------|
| SNDTPK | Fastener | Self-drilling, self-tapping, thru bolts 1-3/4" door with machine screws | Incl.     |
| TX70   | Fastener | Torx security screws  | Add 53.00 |

### Accessory Plate Add-On Options

| Item     | Category   | Description   | List Add Painted | List Add Plated |
|----------|------------|---|------------------|-----------------|
| BP70     | Backplate  | Backplate typically for TJ mount closer body w/ restricted ceiling clearance  | 101.00           | NA              |
| BP70FC   | Backplate  | Backplate typically for TJ mount closer body w/ restricted ceiling clearance for plate for use w/ FPC cover                             | 101.00           | NA              |
| BP70T    | Backplate  | Backplate for use 2" TJ mount closer with track arm application - pull side   | 101.00           | NA              |
| BP70TFC  | Backplate  | Backplate for use 2" TJ mount closer with track arm application - pull side - for use w/ FPC cover                                      | 101.00           | NA              |
| BP70FTFC | Backplate  | Backplate for use TJ mount closer with track arm application - pull side - for use w/ FPC cover. Holes in plate to avoid rabbet on door | 101.00           | NA              |
| DP70     | Drop plate | Drop plate for PA mounted closer body to doors' top rail or TJ w/ restricted ceiling clearance  | 101.00           | NA              |
| DP70FC   | Drop plate | Drop plate for PA mounted closer body to doors' top rail or TJ w/ restricted ceiling clearance for use w/ FPC cover                     | 101.00           | NA              |

# HD7000 (Continued)

# BEST Surface Door Closers

## Accessory OTHER Add-On Options

| Item   | Category | Description  | List Add Painted | List Add Plated |
|--------|----------|--|------------------|-----------------|
| AB70   | Bracket  | Angle bracket for PA and TJ mount where field conditions require to mount closer body to bracket       | 101.00           | NA              |
| BS     | Bracket  | Blade stop spacer for PA mounted applications. Spacer fits against frame's stop                        | 47.00            | NA              |
| BSHD   | Spacer   | Blade stop spacer for HD PA mounted applications. Spacer fits against frame's stop                     | 50.00            | NA              |
| NFHD   | Bracket  | Angled narrow frame bracket to give support to HD PA arms. Used in conjunction with BSHD               | 47.00            | 135.00          |
| FTHD   | Bracket  | Angled flush transom bracket for heavy duty PA applications where normal soffit conditions don't exist | 72.00            | NA              |
| BSNFHD | Kit      | BSHD + NFHD kit  | 96.00            | NA              |

## Custom/Designer Color Add-On Options

| Option           | Category | Description   | List Add   |
|------------------|----------|---|------------|
| RAL Custom Color | Finish   | Custom painted finish selected from RAL color pallet book. [Per order; per color set up; net; no discount applied]                              | Net 176.00 |
| RAL Custom Color | Finish   | Per closer  | Add 62.00  |
| Designer Color   | Finish   | Designer painted finish color matched to supplied samples. [3x 2"x 3" samples required] [Per order; per color set up; net; no discount applied] | Net 397.00 |
| Designer Color   | Finish   | Per closer  | Add 62.00  |

## Body Package Less Arm

| Item        | Description                                       | List Painted | List Plated |
|-------------|---|--------------|-------------|
| HD7016LA    | Adj 1-6 closer w/ FPC cover SNDTPK                | 411.00       | 721.00      |
| HD7016DA LA | Adj 1-6 delayed action closer w/ FPC cover SNDTPK | 460.00       | 772.00      |

## Accessories

| Item  | Description  | List Add Painted | List Add Plated |
|-------|--|------------------|-----------------|
| ARP   | Standard round form arm, tri-pack  | 136.00           | 352.00          |
| ARJ   | Top jamb round form arm for 4-8" reveal  | 130.00           | 263.00          |
| A08P  | Secured round form arm, tri-pack   | 143.00           | NA              |
| FH    | Friction hold open arm   | 196.00           | NA              |
| FHP   | Friction hold open arm, tri-pack   | 210.00           | NA              |
| FHJ   | Top jamb friction hold open arm for 4-8" reveal                                      | 205.00           | NA              |
| PH    | Regular/Top jamb plunger hold open arm   | 310.00           | 551.00          |
| PHP   | Parallel/Top jamb plunger hold open arm  | 317.00           | 672.00          |
| DS    | Heavy duty parallel arm with stop  | 231.00           | 436.00          |
| DST   | Heavy duty parallel arm with hold open and stop                                      | 298.00           | 498.00          |
| SDS   | Heavy duty parallel arm with compression stop  | 424.00           | 588.00          |
| SDST  | Heavy duty parallel arm with hold open and compression stop                          | 491.00           | 653.00          |
| IS    | Heavy duty regular/top jamb arm with stop  | 415.00           | 665.00          |
| ISH   | Heavy duty regular/top jamb arm with hold open and stop                              | 476.00           | NA              |
| SIS   | Heavy duty regular/top jamb arm with compression stop                                | 516.00           | 812.00          |
| SISH  | Heavy duty regular/top jamb arm with hold open and compression stop                  | 583.00           | NA              |
| ISJ   | Heavy duty top jamb arm with stop for 3-1/2"-6-1/2" reveal                           | 447.00           | 692.00          |
| ISJH  | Heavy duty top jamb arm with hold open and stop for 3-1/2"-6-1/2" reveal             | 510.00           | NA              |
| SISJ  | Heavy duty top jamb arm with compression stop for 3-1/2"-6-1/2" reveal               | 550.00           | 666.00          |
| SISJH | Heavy duty top jamb arm with hold open and compression stop for 3-1/2"-6-1/2" reveal | 614.00           | NA              |
| SPA   | Heavy duty parallel arm  | 186.00           | 388.00          |
| SPAT  | Heavy duty parallel arm with thumb-turn hold open                                    | 250.00           | 451.00          |
| EMF   | Electric hold open track arm   | 757.00           | NA              |
| T     | Track arm, pull side door mounted  | 205.00           | 473.00          |



Accessories

| Item           | Description   | List Add Painted | List Add Plated |
|----------------|---|------------------|-----------------|
| FT             | Flush track arm, push side transom mounted                                | 205.00           | 473.00          |
| JT             | Jamb track, pull side frame mounted                                       | 205.00           | 473.00          |
| PT             | Push track arm, push side soffit mounted                                  | 205.00           | 473.00          |
| TDE            | Track arm double egress, pull side frame mounted                          | 287.00           | NA              |
| TH             | Track arm with hold open, pull side door mounted                          | 239.00           | 505.00          |
| FTH            | Flush track arm with hold open, push side transom mounted                 | 239.00           | 505.00          |
| JTH            | Jamb track with hold open, pull side frame mounted                        | 239.00           | 505.00          |
| PTH            | Push track arm with hold open, push side soffit mounted                   | 239.00           | 505.00          |
| TDEH           | Track arm with hold open double egress, pull side frame mounted           | 319.00           | NA              |
| M8X30          | Arm screw only (arm type determines screw)                                | 6.00             | NA              |
| M8X16          | Arm screw only (arm type determines screw)                                | 6.00             | NA              |
| SNDTPK70       | Standard self-drilling, self tapping and through bolts (replacement pack) | 54.00            | NA              |
| MC70L or MC70R | Handed metal cover  | 63.00            | 209.00          |
| LL70L / LL70R  | Handed lead lined cover   | 197.00           | 352.00          |

# SL6000

# BEST Surface Door Closers

| Series | Spring Size | Options | Arm        | Cover Options | ACC Brackets | Fastners      | ACC Plates | ACC Other | Finish     |
|--------|-------------|---------|------------|---------------|--------------|---------------|------------|-----------|------------|
| SL60   | 14          | DA      | <b>ARP</b> | SPC           | Specify      | <b>SNDTPK</b> | Specify    | Specify   | <b>689</b> |

(Bold are standard selections; or specify from available options)

|      |   |                   |  |                 |                               |   |                                 |  |  |
|------|---|-------------------|--|-----------------|-------------------------------|---|---------------------------------|--|--|
| SL60 | 16 Adjustable size 1-6 to meet barrier-free ADA requirements<br><br>36 Adjustable size 3 -6 | DA Delayed action | ARP, ARJ, A80P, FH, FHP, FHJ, PH, PHP, DS, DST, SDS, SDST, IS, ISH, SIS, SISH, ISJ, ISJH, SISJ, SISJH, SPA, SPA/R, SPA/RCP, SPAT, T, FT, JT, PT, TDE, TH, FTH, JTH, PTH, PTH, TDEH, LA | SPC Sim Plastic | PD<br>PFT<br>PHB<br>MJ<br>P60 | SNDTPK - Self-drilling, self-tapping, thru bolts 1 3/4" door with machine screws<br>TX70 - Torx security screws | BP60<br>BP60T<br>DP60<br>SL640C | AB60<br>BS<br>BSHD<br>NFHD<br>FTHD<br>BSNFHD | Painted<br>600 Primed<br>689 Aluminum<br>691 Dull bronze<br>693 Black<br>695 Dark duranodic bronze<br>696 Gold |
|------|---|-------------------|--|-----------------|-------------------------------|---|---------------------------------|--|--|

SL60 373.00

| Spring size | Description   | Price |
|-------------|---|-------|
| 14          | Adjustable size 1-4 to meet barrier-free ADA requirements | Incl. |
| 36          | Adjustable size 3-6                                       | Incl. |

### Complete Unit Pricing

| Item  | Description  | List Painted |
|-------|--|--------------|
| ARP   | Standard arm   | 373.00       |
| ARJ   | Top jamb-round form arm for 4 -8" reveal   | 366.00       |
| A08P  | Secured round form arm, tri-pack   | 374.00       |
| FH    | Friction hold open arm   | 443.00       |
| FHP   | Friction hold open arm, tri-pack   | 466.00       |
| FHJ   | Top jamb friction hold open arm for 4 -8" reveal   | 448.00       |
| DS    | Heavy duty parallel arm with stop  | 482.00       |
| DST   | Heavy duty parallel arm with hold open and stop  | 553.00       |
| SDS   | Heavy duty parallel arm with compression stop  | 701.00       |
| SDST  | Heavy duty parallel arm with hold open and compression stop                                      | 770.00       |
| IS    | Heavy duty regular/top jamb arm with stop  | 690.00       |
| ISH   | Heavy duty regular/top jamb arm with hold open and stop  | 759.00       |
| SIS   | Heavy duty regular/top jamb arm with compression stop  | 804.00       |
| SISH  | Heavy duty regular/top jamb arm with hold open and compression stop                              | 876.00       |
| ISJ   | Heavy duty top jamb arm with stop for 3-1/2"-6-1/2" reveal                                       | 722.00       |
| ISJH  | Heavy duty top jamb arm with hold open and stop for 3-1/2"-6-1/2" reveal                         | 800.00       |
| SISJ  | Heavy duty top jamb arm with compression stop for 3-1/2"-6-1/2" reveal                           | 839.00       |
| SISJH | Heavy duty top jamb arm with hold open and compression stop for 3-1/2"-6-1/2" reveal             | 915.00       |
| SPA   | Heavy duty parallel arm  | 428.00       |
| SPAT  | Heavy duty parallel arm with thumb-turn hold open  | 500.00       |
| T     | Track arm, pull side door mounted  | 448.00       |
| FT    | Flush track arm, push side transom mounted   | 448.00       |
| JT    | Jamb track, pull side frame mounted  | 448.00       |
| PT    | Push track arm, push side soffit mounted   | 448.00       |
| TDE   | Track arm double egress, pull side frame mounted (specify handing; size 3-6 only)                | 513.00       |
| TH    | Track arm with hold open, pull side door mounted   | 488.00       |
| FTH   | Flush track arm with hold open, push side transom mounted  | 488.00       |
| JTH   | Jamb track with hold open, pull side frame mounted   | 488.00       |
| PTH   | Push track arm with hold open, push side soffit mounted  | 488.00       |
| TDEH  | Track arm with hold open double egress, pull side frame mounted (specify handing; size 3-6 only) | 549.00       |
| LA    | Less standard arm  | Deduct 91.00 |

### Body Add-On Options

| Option | Category | Description    | List Add |
|--------|----------|----------------|----------|
| DA     | Body     | Delayed action | 53.00    |

### Cover Add-On Options

| Option | Category | Description        | List Add |
|--------|----------|--------------------|----------|
| SPC    | Cover    | Slim plastic cover | 34.00    |

### Accessory Bracket Add-On Options

| Item | Category | Description  | List Add Painted |
|------|----------|--|------------------|
| PD   | Bracket  | PA bracket for non hold open arm applications to clear surface applied stop / holder                       | 69.00            |
| PFT  | Bracket  | PA bracket for hold open and non hold open applications to mount PFT bracket flush to transom              | 54.00            |
| PHB  | Bracket  | PA bracket for friction hold open arm. Included w/ with FHP arm  | 34.00            |
| MJ   | Bracket  | Mortised jamb bracket for reg mount non hold open applications where normal foot can't be used             | 47.00            |
| P70  | Bracket  | Standard PA bracket for non hold open and plunger hold open applications. Included w/ ARP, AO8P & PHP arms | 31.00            |

### Fastener Add-On Options

| Option | Category | Description   | List Add |
|--------|----------|---|----------|
| SNDTPK | Fastener | Self-drilling, self-tapping, thru bolts 1-3/4" door with machine screws | Incl.    |
| TX70   | Fastener | Torx security screws  | 53.00    |

### Accessory Plate Add-On Options

| Item  | Category   | Description  | List Add Painted |
|-------|------------|--|------------------|
| BP60  | Backplate  | Backplate typically for TJ mount closer body w/ restricted ceiling clearance                   | 101.00           |
| BP60T | Backplate  | Backplate for use 2" TJ mount closer with track arm application - pull side                    | 101.00           |
| DP60  | Drop plate | Drop plate for PA mounted closer body to doors' top rail or TJ w/ restricted ceiling clearance | 101.00           |

### Accessory OTHER Add-On Options

| Item   | Category | Description  | List Add Painted |
|--------|----------|--|------------------|
| AB60   | Bracket  | Angle bracket for PA and TJ mount where field conditions require to mount closer body to bracket       | 101.00           |
| BS     | Spacer   | Blade stop spacer for PA mounted applications. Spacer fits against frame's stop                        | 47.00            |
| BSHD   | Spacer   | Blade stop spacer for HD PA mounted applications. Spacer fits against frame's stop                     | 50.00            |
| NFHD   | Bracket  | Angled narrow frame bracket to give support to HD PA arms. Used in conjunction with BSHD               | 47.00            |
| FTHD   | Bracket  | Angled flush transom bracket for heavy duty PA applications where normal soffit conditions don't exist | 72.00            |
| BSNFHD | Kit      | BSHD + NFHD kit  | 96.00            |

### Custom/Designer Color Add-On Options

| Option           | Category | Description   | List Add   |
|------------------|----------|---|------------|
| RAL Custom Color | Finish   | Custom painted finish selected from RAL color pallet book. (Per order; per color set up; net; no discount applied)                              | Net 176.00 |
| RAL Custom Color | Finish   | Per closer  | Add 62.00  |
| Designer Color   | Finish   | Designer painted finish color matched to supplied samples. (3x 2"x 3" samples required) (Per order; per color set up; net; no discount applied) | Net 397.00 |
| Designer Color   | Finish   | Per closer  | Add 62.00  |

## SL6000 (Continued)

## BEST Surface Door Closers

### Body Package Less Arm

| Item        | Description                             | List Priced |
|-------------|---|-------------|
| SL6014LA    | Adj 1-4 closer w/ SNDTPK                | 240.00      |
| SL6036LA    | Adj 3-6 closer w/ SNDTPK                | 240.00      |
| SL6014DA LA | Adj 1-4 delayed action closer w/ SNDTPK | 294.00      |
| SL6036DA LA | Adj 3-6 delayed action closer w/ SNDTPK | 294.00      |

### Accessories

| Item     | Description   | List Priced |
|----------|---|-------------|
| ARP      | Standard round form arm, tri-pack   | 136.00      |
| ARJ      | Top jamb round form arm for 4-8" reveal   | 130.00      |
| AQBP     | Secured round form arm, tri-pack  | 143.00      |
| FH       | Friction hold open arm  | 196.00      |
| FHP      | Friction hold open arm, tri-pack  | 210.00      |
| FHJ      | Top jamb friction hold open arm for 4-8" reveal   | 205.00      |
| DS       | Heavy duty parallel arm with stop   | 231.00      |
| DST      | Heavy duty parallel arm with hold open and stop   | 298.00      |
| SDS      | Heavy duty parallel arm with compression stop   | 424.00      |
| SDST     | Heavy duty parallel arm with hold open and compression stop   | 491.00      |
| IS       | Heavy duty regular/top jamb arm with stop   | 415.00      |
| ISH      | Heavy duty regular/top jamb arm with hold open and stop   | 476.00      |
| SIS      | Heavy duty regular/top jamb arm with compression stop   | 516.00      |
| SISH     | Heavy duty regular/top jamb arm with hold open and compression stop   | 583.00      |
| ISJ      | Heavy duty top jamb arm with stop for 3-1/2"-6-1/2" reveal  | 447.00      |
| ISJH     | Heavy duty top jamb arm with hold open and stop for 3-1/2"-6-1/2" reveal  | 510.00      |
| SISJ     | Heavy duty top jamb arm with compression stop for 3-1/2"-6-1/2" reveal  | 550.00      |
| SISJH    | Heavy duty top jamb arm with hold open and compression stop for 3-1/2"-6-1/2" reveal                                | 614.00      |
| SPA      | Heavy duty parallel arm   | 186.00      |
| SPAT     | Heavy duty parallel arm with thumb-turn hold open   | 250.00      |
| T        | Track arm, pull side door mounted   | 205.00      |
| FT       | Flush track arm, push side transom mounted  | 205.00      |
| JT       | Jamb track, pull side frame mounted   | 205.00      |
| PT       | Push track arm, push side soffit mounted  | 205.00      |
| TDE      | Track arm double egress, pull side frame mounted  | 287.00      |
| TH       | Track arm with hold open, pull side door mounted  | 239.00      |
| FTH      | Flush track arm with hold open, push side transom mounted   | 239.00      |
| JTH      | Jamb track with hold open, pull side frame mounted  | 239.00      |
| PTH      | Push track arm with hold open, push side soffit mounted   | 239.00      |
| TDEH     | Track arm with hold open double egress, pull side frame mounted   | 319.00      |
| SL640C   | Drop plate for PA mounted closer body to doors' top rail or TJ w/ restricted ceiling clearance for use w/ FPC cover | 13.00       |
| M8X30    | Arm screw only (arm type determines screw)  | 6.00        |
| M8X16    | Arm screw only (arm type determines screw)  | 6.00        |
| SNDTPK70 | Standard self-drilling, self tapping and through bolts (replacement pack)   | 54.00       |

## ED50LE

## Low Energy Operators



7266003



7266004



7266005



7266006

The ED50LE low energy swing door operator is easy to install and is the perfect solution for touch-free access applications, offering a true manual door closer experience.

This medium-duty swing door operator can automate new or existing manual swing doors with a wave plate (RCI 946T, 950T Series; 910TC Series or 912 Series), or other "knowing act" device. The ED50LE combines advanced automatic power assist, minimal push forces (as low as ANSI size 1) and reliable closing. Outswing or inswing doors can be adapted for touch-free access with push or pull arms suited to a wide variety of door usage options.

### ED50LE

| Item    | Description                   | Finish                    | List Price |
|---------|-------------------------------|---------------------------|------------|
| 7266003 | 34" Single Operator, PULL ARM | CL - Clear anodized       | 4,224.00   |
| 7266004 | 34" Single Operator, PULL ARM | DB - Dark bronze anodized | 4,224.00   |
| 7266005 | 34" Single Operator, PUSH ARM | CL - Clear anodized       | 4,224.00   |
| 7266006 | 34" Single Operator, PUSH ARM | DB - Dark bronze anodized | 4,224.00   |

## ED100LE



7265853



7265854



7265855



7265856

The ED100LE low energy swing door operator is the perfect solution for touch free access applications, a versatile operator ideal for ADA-compliant applications.

This medium or heavy-duty swing door operator can automate new or existing manual swing doors with a wave plate (RCI 946T, 950T Series; 910TC Series or 912 Series) or other "knowing act" device. The ED100LE combines advanced power assist, reliable closing, and special firmware capabilities to help manage the combination of wind and building pressure. With a multitude of adjustable features, you have the flexibility to fine tune the operator to meet opening requirements.

### ED100LE

| Item    | Description                   | Finish                    | List Price |
|---------|-------------------------------|---------------------------|------------|
| 7265853 | 34" Single Operator, PULL ARM | CL - Clear anodized       | 7,370.00   |
| 7265854 | 34" Single Operator, PULL ARM | DB - Dark bronze anodized | 7,370.00   |
| 7265855 | 34" Single Operator, PUSH ARM | CL - Clear anodized       | 7,370.00   |
| 7265856 | 34" Single Operator, PUSH ARM | DB - Dark bronze anodized | 7,370.00   |

## D-4990 Series

Low Energy Operators



D-4990



D-4990T

| Part Number | Description                             | Price    |
|-------------|---|----------|
| D-4990      | PUSH Side Mount (includes arm assembly) | 6,543.00 |
| D-4990T     | PULL Side Mount (includes arm assembly) | 6,821.00 |

### Arm Assemblies

| Part Number | Description            | Price  |
|-------------|------------------------|--------|
| A45-501L    | Used with D-4990 only  | 174.00 |
| A45-507T    | Used with D-4990T only | 281.00 |

### Low Energy Operator Weight

| Part Number | Weight |
|-------------|--------|
| D-4990      | 40lbs  |
| D-4990T     |        |

## D-4990 Accessories



CL2216



CL2223



CL4163



CL2388

| Part Number | Description                        | Price  |
|-------------|------------------------------------|--------|
| PS490       | Optional Power Supply 24VDC @ 0.5A | 105.00 |

### 6" Round Stainless Steel Plate

|        |                                     |        |
|--------|-------------------------------------|--------|
| CL2216 | Handicap logo and Push-to-Open text | 376.00 |
| CL2220 | 6" round surface mount box          | 162.00 |
| CL2223 | 6" round weather ring               | 36.00  |

### 4 3/4" Square Stainless Steel Plate

|        |                                     |        |
|--------|-------------------------------------|--------|
| CL2102 | Handicap logo and Push-to-Open text | 353.00 |
| CL2236 | Square surface mount box            | 162.00 |

### 4 1/2" Square Stainless Steel Plate

|        |                                     |        |
|--------|-------------------------------------|--------|
| CL4163 | Handicap logo and Push-to-Open text | 340.00 |
| CL4638 | Square surface mount box            | 162.00 |

### Jamb Stainless Steel Plate

|        |                                     |        |
|--------|-------------------------------------|--------|
| CL2055 | Handicap logo and Push-to-Open text | 279.00 |
| CL2245 | Surface mount box                   | 54.00  |

### Dual Push Plate "Vestibule Plate"

|        |  |        |
|--------|--|--------|
| CL2388 | Vestibule plate with text, logo and arrows | 541.00 |
|--------|--|--------|

# D-4990 Series (Continued)


Low Energy Operators



CL2025



CL4490



CL4485



CL2247

| Part Number  | Description   | Price    |
|--|---|----------|
| <b>Touchless Push Plates</b>                         |   |          |
| CL2025   | Touchless push plate fits single/double gang box  | 561.00   |
| <b>Radio Control 433 Transmitters / 433 Receiver</b> |   |          |
| CL4490   | Digital transmitter 433MHz w/flag conn 9v battery (1 button)  | 369.00   |
| CL4485   | 433 MHz digital receiver  | 403.00   |
| <b>Push Plate Posts</b>                              |   |          |
| CL2248   | Silver - mounting post for stainless steel push plates*   | 755.00   |
| CL2247   | Black - mounting post for stainless steel push plates*  | 729.00   |
| CL2249   | Bronze - mounting post for stainless steel push plates*   | 755.00   |
| *For use with 4 1/2" square plates part # CL4163     |   |          |
| <b>Push Plate Packages</b>                           |   |          |
| CL4976   | Includes (2) CL4163 Text & Logo plates, (2) CL4638 boxes, (2) CL4490 (9volt) Transmitters, (1) CL4485 Receiver  | 2,053.00 |
| CL4977   | Includes (2) CL4163 Text & Logo plates, (2) CL4638 boxes, HARD WIRED SOLUTION ONLY                              | 970.00   |
| CL4980   | Includes (2) CL2102 Text & Logo plates, (2) CL2236 boxes, (2) CL4490 (9 volt) Transmitters, (1) CL4485 Receiver | 2,051.00 |
| CL4981   | Includes (2) CL2102 Text & Logo plates, (2) CL2236 boxes, HARD WIRED SOLUTION ONLY                              | 970.00   |
| CL4990   | Includes (2) CL2216 Text & Logo Plates, (2) CL220 boxes, (2) CL4490 (9 volt) Transmitters, (1) CL4485 Receiver  | 2,094.00 |
| CL4991   | Includes (2) CL2216 Text & Logo Plates, (2) CL220 boxes, HARD WIRED SOLUTION ONLY                               | 719.00   |

How To Order – EHD9000 -- AVB body; PC90 Cover and SNDTPK90 Fasteners ship automatically unless other options are specified in nomenclature:

| EHD90 16 |  | AF90P   |  | Specify                       |   | Specify  |                  | Specify                                |   | 689   |  |
|----------|--|---|--|-------------------------------|---|--|------------------|--|---|---|--|
| Model    | Spring   | Body Option   | Arm  | Accessory Brackets            | Cover Options   | Fasteners  | Accessory Plates | Other Accessories                      | Available Finish  |   |  |
| EHD90    | 16 Adjustable size 1-6 +50% power over size 6 to meet PT4C and barrier-free ADA requirements | <b>DA AVB</b> - Combination DA + AVB<br><br><b>Standard select is AVB (Advanced variable backcheck)</b> | AF90P, AF90J, AF90, FH90, FHP90, FHJ90, PH90, PHP90, DS90, DST90, SDS90, SDST90, IS90, ISH90, SIS90, SISH90, ISJ90, ISJH90, SISJ90, SISJH90, SPA90, SPAT90, T90, FT90, JT90, PT90, TDE90L, TDE90R, TH90, FTH90, JTH90, PTH90, TDEH90L, TDEH90R, LA | PFT90, PD90, PHB90, MJ90, P90 | <b>MC90</b> - Metal lined<br><br><b>LL90</b> - Lead lined<br><br><b>Standard select is PC90 (plastic)</b> | <b>TX90</b> - Torx security screws<br><br><b>Standard select is SNDTPK90 (Self-drilling &amp; tapping, thru bolts 1-3/4" door with machine screws)</b> | BP90, DB90       | AB90, NFHD90, FTHD90, BSHD90, BSNFHD90 | <b>Painted</b><br>600 Primed<br>689 Aluminum<br>691 Dull bronze<br>693 Black<br>695 Dark duranodic bronze<br>696 Gold | <b>Plated:</b><br>605 Polished brass<br>606 Satin brass<br>611 Polished bronze<br>612 Satin bronze<br>613 Oxidized satin oil-rubbed bronze<br>618 Polished nickel<br>619 Satin nickel<br>625 Polished chrome<br>626 Satin chrome<br>630 Satin stainless |  |
| EHD90    |  |   |  |                               |   |  |                  |  |   | 724.00  |  |

| Spring size | Description   | Price |
|-------------|---|-------|
| 16          | Adjustable size 1-6 +50% power over size 6 to meet PT4C and barrier-free ADA requirements | Incl  |

Complete Unit Pricing

| Arm Option | Description  | List Painted | List Plated |
|------------|--|--------------|-------------|
| AF90P      | Standard flat form arm, tri-pack   | 724.00       | 1292.00     |
| AF90J      | Top jamb flat form arm for 4-8" reveal   | 720.00       | 1288.00     |
| AF90       | Regular or top jamb flat form arm for to 4" reveals                                  | 718.00       | 1286.00     |
| FH90       | Friction hold open arm   | 777.00       | NA          |
| FHP90      | Friction hold open arm, tri-pack   | 788.00       | NA          |
| FHJ90      | Top jamb friction hold open arm for 4-8" reveal                                      | 781.00       | NA          |
| PH90       | Regular/Top jamb plunger hold open arm   | 944.00       | 1357.00     |
| PHP90      | Parallel/Top jamb plunger hold open arm  | 948.00       | 1458.00     |
| DS90       | Heavy duty parallel arm with stop  | 813.00       | 1315.00     |
| DST90      | Heavy duty parallel arm with hold open and stop                                      | 884.00       | 1441.00     |
| SDS90      | Heavy duty parallel arm with compression stop  | 1036.00      | 1730.00     |
| SDST90     | Heavy duty parallel arm with hold open and compression stop                          | 1104.00      | 1805.00     |
| IS90       | Heavy duty regular/top jamb arm with stop  | 1060.00      | 1547.00     |
| ISH90      | Heavy duty regular/top jamb arm with hold open and stop                              | 1083.00      | NA          |
| SIS90      | Heavy duty regular/top jamb arm with compression stop                                | 1083.00      | 1759.00     |
| SISH90     | Heavy duty regular/top jamb arm with hold open and compression stop                  | 1258.00      | NA          |
| ISJ90      | Heavy duty top jamb arm with stop for 3-1/2"-6-1/2" reveal                           | 1099.00      | 1576.00     |
| ISJH90     | Heavy duty top jamb arm with hold open and stop for 3-1/2"-6-1/2" reveal             | 1171.00      | NA          |
| SISJ90     | Heavy duty top jamb arm with compression stop for 3-1/2"-6-1/2" reveal               | 1218.00      | 1792.00     |
| SISJH90    | Heavy duty top jamb arm with hold open and compression stop for 3-1/2"-6-1/2" reveal | 1291.00      | NA          |
| SPA90      | Heavy duty parallel arm  | 763.00       | 1317.00     |
| SPAT90     | Heavy duty parallel arm with thumb-turn hold open                                    | 833.00       | 1315.00     |
| T90        | Track arm, pull side door mounted  | 781.00       | 1317.00     |
| FT90       | Flush track arm, push side transom mounted   | 781.00       | 1317.00     |
| JT90       | Jamb track, pull side frame mounted  | 781.00       | 1317.00     |
| PT90       | Push track arm, push side soffit mounted   | 781.00       | 1317.00     |
| TDE90L     | Track arm double egress, pull side frame mounted, left handed                        | 912.00       | NA          |
| TDE90R     | Track arm double egress, pull side frame mounted, right handed                       | 912.00       | NA          |
| TH90       | Track arm with hold open, pull side door mounted                                     | 816.00       | 1353.00     |
| FTH90      | Flush track arm with hold open, push side transom mounted                            | 816.00       | 1353.00     |
| JTH90      | Jamb track with hold open, pull side frame mounted                                   | 816.00       | 1353.00     |
| PTH90      | Push track arm with hold open, push side soffit mounted                              | 816.00       | 1353.00     |
| TDEH90L    | Track arm with hold open double egress, pull side frame mounted, left handed         | 947.00       | NA          |
| TDEH90R    | Track arm with hold open double egress, pull side frame mounted, right handed        | 947.00       | NA          |

Body Add-On Options

| Option | Category | Description   | List Add  |
|--------|----------|---|-----------|
| AVB    | Body     | AVB body ships automatically unless other option is specified in nomenclature | Incl.     |
| DA AVB | Body     | Combination of both DA + AVB - must be specified in nomenclature              | Add 51.00 |

Cover Add-On Options

| Option | Category | Description  | List Add  |
|--------|----------|--|-----------|
| PC90   | Cover    | Full size plastic cover ships automatically unless other option is specified in nomenclature | Incl.     |
| MC90   | Cover    | Metal cover non-handed (removable mouse hole)  | Add 59.00 |
| LL90   | Cover    | Lead lined cover non-handed (removable mouse hole)   | Add 87.00 |



### Accessories Bracket Add-On Options

| Item   | Category | Description  | List Add Painted | List Add Plated |
|--------|----------|--|------------------|-----------------|
| PD90   |          | PA bracket for non hold open arm applications to clear surface applied stop / holder                   | 63.00            | 133.00          |
| PFT90  |          | PA bracket for hold open and non hold open applications to mount PFT bracket flush to transom          | 48.00            | 127.00          |
| PHB90  |          | PA bracket for friction hold open arm. Included w/ with FHP arm  | 30.00            | 114.00          |
| P90    |          | PA bracket for non hold open arm applications  | 48.00            | 127.00          |
| FTHD90 |          | Angled flush transom bracket for heavy duty PA applications where normal soffit conditions don't exist | 66.00            | NA              |
| MJ90   |          | Mortised jamb bracket for reg mount non hold open applications where normal foot can't be used         | 42.00            | NA              |

### Fastener Add-On Options

| Option   | Category | Description   | List Add  |
|----------|----------|---|-----------|
| SNDTPK90 | Fastener | SNDTPK90 ships automatically unless other option is specified in nomenclature | Incl.     |
| TX90     | Fastener | Torx security screws  | Add 51.00 |

### Accessory Plate Add-On Options

| Item | Category   | Description  | List Add Painted | List Add Plated |
|------|------------|--|------------------|-----------------|
| BP90 | Backplate  | Backplate typically for TJ mount closer body w/ restricted ceiling clearance                   | 89.00            | NA              |
| DP90 | Drop plate | Drop plate for PA mounted closer body to doors' top rail or TJ w/ restricted ceiling clearance | 89.00            | NA              |

### Accessories

| Item     | Category | Description  | List Add Painted | List Add Plated |
|----------|----------|--|------------------|-----------------|
| AB90     | Bracket  | Angle bracket for PA and TJ mount where field conditions require to mount closer body to bracket | 89.00            | NA              |
| BSHD90   | Spacer   | Blade stop spacer for HD PA mounted applications. Spacer fits against frame's stop               | 43.00            | NA              |
| NFHD90   | Bracket  | Angled narrow frame bracket to give support to HD PA arms. Used in conjunction with BSHD         | 42.00            | 116.00          |
| BSNFHD90 | Kit      | BSHD90 + NFHD90 kit  | 85.00            | NA              |

### Custom /Designer Colour Add-On Options

| Option           | Category | Description  | List Add   |
|------------------|----------|--|------------|
| RAL Custom Color | Finish   | Custom painted finish selected from RAL color pallet book. (Per order; per color set up, net; no discount applied)                               | Net 149.00 |
| RAL Custom Color | Finish   | Per closer   | Add 52.00  |
| Designer Color   | Finish   | Designer painted finish color matched to supplied samples. (3"x 2"x 3" samples required) (Per order; per color set up, net; no discount applied) | Net 338.00 |
| Designer Color   | Finish   | Per closer   | Add 52.00  |

### Body Package Less Arm

| Item              | Description  | List Painted | List Plated |
|-------------------|--|--------------|-------------|
| EHD9016 LA        | Adj 1-6 +50% power advanced variable backcheck closer AVB with/ PC90 cover & SNDTPK90        | 590.00       | 977.00      |
| EHD9016 DA AVB LA | Adj 1-6 +50% power delayed action, advanced variable backcheck closer w/ PC90 cover SNDTPK90 | 640.00       | 1028.00     |

### Accessories

| Item  | Description   | List Add Painted | List Add Plated |
|-------|---|------------------|-----------------|
| AF90P | Standard flat form arm, tri-pack                    | 157.00           | 363.00          |
| AF90J | Top jamb flat form arm for 4-8" reveal              | 149.00           | 271.00          |
| AF90  | Regular or top jamb flat form arm for to 4" reveals | 147.00           | 268.00          |
| FH90  | Friction hold open arm                              | 185.00           | NA              |
| FHP90 | Friction hold open arm, tri-pack                    | 199.00           | NA              |
| FHJ90 | Top jamb friction hold open arm for 4-8" reveal     | 191.00           | NA              |

Accessories

| Item     | Description  | List Add Painted | List Add Plated |
|----------|--|------------------|-----------------|
| PH90     | Regular/Top jamb plunger hold open arm   | 292.00           | 519.00          |
| PHP90    | Parallel/Top jamb plunger hold open arm  | 297.00           | 633.00          |
| DS90     | Heavy duty parallel arm with stop  | 218.00           | 412.00          |
| DST90    | Heavy duty parallel arm with hold open and stop  | 280.00           | 471.00          |
| SDS90    | Heavy duty parallel arm with compression stop  | 399.00           | 555.00          |
| SDST90   | Heavy duty parallel arm with hold open and compression stop  | 463.00           | 616.00          |
| IS90     | Heavy duty regular/top jamb arm with stop  | 391.00           | 627.00          |
| ISH90    | Heavy duty regular/top jamb arm with hold open and stop  | 449.00           | NA              |
| SIS90    | Heavy duty regular/top jamb arm with compression stop  | 487.00           | 767.00          |
| SISH90   | Heavy duty regular/top jamb arm with hold open and compression stop                                    | 549.00           | NA              |
| ISJ90    | Heavy duty top jamb arm with stop for 3-1/2"-6-1/2" reveal   | 422.00           | 652.00          |
| ISJH90   | Heavy duty top jamb arm with hold open and stop for 3-1/2"-6-1/2" reveal                               | 480.00           | NA              |
| SISJ90   | Heavy duty top jamb arm with compression stop for 3-1/2"-6-1/2" reveal                                 | 518.00           | 628.00          |
| SISJH90  | Heavy duty top jamb arm with hold open and compression stop for 3-1/2"-6-1/2" reveal                   | 579.00           | NA              |
| SPA90    | Heavy duty parallel arm  | 175.00           | 366.00          |
| SPAT90   | Heavy duty parallel arm with thumb-turn hold open  | 236.00           | 426.00          |
| T90      | Track arm, pull side door mounted  | 191.00           | 445.00          |
| FT90     | Flush track arm, push side transom mounted   | 191.00           | 445.00          |
| JT90     | Jamb track, pull side frame mounted  | 191.00           | 445.00          |
| PT90     | Push track arm, push side soffit mounted   | 191.00           | 445.00          |
| TDE90L   | Track arm double egress, pull side frame mounted, left handed  | 271.00           | NA              |
| TDE90R   | Track arm double egress, pull side frame mounted, right handed   | 271.00           | NA              |
| TH90     | Track arm with hold open, pull side door mounted   | 224.00           | 476.00          |
| FTH90    | Flush track arm with hold open, push side transom mounted  | 224.00           | 476.00          |
| JTH90    | Jamb track with hold open, pull side frame mounted   | 224.00           | 476.00          |
| PTH90    | Push track arm with hold open, push side soffit mounted  | 224.00           | 476.00          |
| TDEH90L  | Track arm with hold open double egress, pull side frame mounted, left handed                           | 300.00           | NA              |
| TDEH90R  | Track arm with hold open double egress, pull side frame mounted, right handed                          | 300.00           | NA              |
| AB90     | Angle bracket for PA and TJ mount where field conditions require to mount closer body to bracket       | 89.00            | NA              |
| BP90     | Backplate typically for TJ mount closer body w/ restricted ceiling clearance                           | 89.00            | NA              |
| DP90     | Drop plate for PA mounted closer body to doors' top rail or TJ w/ restricted ceiling clearance         | 89.00            | NA              |
| BSHD90   | Blade stop spacer for HD PA mounted applications. Spacer fits against frame's stop                     | 43.00            | NA              |
| M8X30    | Arm screw only (arm type determines screw)   | 6.30             | NA              |
| M8X16    | Arm screw only (arm type determines screw)   | 6.30             | NA              |
| NFHD90   | Angled narrow frame bracket to give support to HD PA arms. Used in conjunction with BSHD               | 42.00            | 121.00          |
| BSNFHD90 | BSHD90 + NFHD90 kit  | 85.00            | NA              |
| PD90     | PA bracket for non hold open arm applications to clear surface applied stop / holder                   | 63.00            | 133.00          |
| PFT90    | PA bracket for hold open and non hold open applications to mount PFT bracket flush to transom          | 48.00            | 127.00          |
| PHB90    | PA bracket for friction hold open arm. Included w/ with FHP arm  | 30.00            | 114.00          |
| P90      | PA bracket for non hold open arm applications  | 48.00            | 127.00          |
| FTHD90   | Angled flush transom bracket for heavy duty PA applications where normal soffit conditions don't exist | 66.00            | NA              |
| MJ90     | Mortised jamb bracket for reg mount non hold open applications where normal foot can't be used         | 42.00            | NA              |
| SNDTPK90 | Standard self-drilling, self tapping and through bolts (replacement pack)                              | 48.00            | NA              |
| PC90     | Cover Option standard full size plastic cover  | 38.00            | NA              |
| MC90     | Cover Option non handed metal cover  | 66.00            | 197.00          |
| LL90     | Cover Option non handed lead lined cover   | 188.00           | 335.00          |

## Quoting & Ordering

Price quotations are based on one (1) shipment to one (1) location, and are valid as identified in the quote but in no case longer than one year from the date of the quote. All exceptions will be evaluated on an individual basis.

All quotation requests will be provided by the dormakaba USA Inc. ("dormakaba USA") Representative where the project is located.

**QUOTING PROCESS AND PROCEDURES:** The following information is necessary to secure a price quotation from dormakaba USA.

- Distributor Name
- Distributor Location
- Distributor Contact Name and Phone Number
- Distributor e-mail contact
- Project Name
- Project Location
- Bid Date
- Architects Name, Phone Number and Architects Location
- Specification Writer Name, Phone Number and Location
- Competitive Influence / Specification

Every attempt will be made by dormakaba USA to provide the price quotation in a timely manner. Upon completion, you will receive a copy of the quotation which will also include a valid quotation number. Once the project is secured, a copy of the quotation must accompany your purchase order and be forwarded to dormakaba USA Customer Service Department in Indianapolis for processing.

**NON-STANDARD PRODUCT REQUEST:** Please contact your dormakaba USA Representative to complete a Non-Standard Product Request Form.

All requests should be submitted to the following email address:  
**Email: [product.request.us@dormakaba.com](mailto:product.request.us@dormakaba.com)**

Upon receipt of a special order request, dormakaba USA will review the configuration and determine if dormakaba USA is capable of making the special order product and will provide a response to the customer. If dormakaba USA is able to make the special order product, dormakaba USA will provide a specific sku/configuration to the customer for the special order product. This sku/configuration must be identified on all Purchase Orders. In addition, the Purchase Order must be marked as a "Special Order".

**ORDERING:** The following information is required for dormakaba USA to successfully process any order:

- Itemized Purchase Order (PO)
- dormakaba USA Approved Quote

Please send all orders to [BAS-orderentry.us@dormakaba.com](mailto:BAS-orderentry.us@dormakaba.com) or by fax to 877-835-1030

**NOTE:** For detailed information on how to place an order for dormakaba USA products as well as BEST masterkey services please see the detailed section regarding "Best Ordering".

**ADD ON ORDERS FOR QUOTED PROJECTS:** To place an add-on order from a quoted project the Distributor must include the original quote, PO number and/or dormakaba USA's original order number. Add-On orders will be accepted for a period one (1) year from the original order date. Add-On orders received that are outside of the aforementioned period will be forwarded to the dormakaba USA Representative for re-quote.

**STOCKING ORDERS:** All orders for stock replenishment should be marked as "Stock" and indicate a "Ship To" address that coincides with the stocking Distributor warehouse location.

**INCOMPLETE ORDER PROCESS:** All orders are screened upon receipt for complete information. If an order is received incomplete, dormakaba USA Customer Service will make one (1) attempt to contact a Distributor directly for the missing requirements. If the information is not made available to dormakaba USA at that time the order will be referred to the local dormakaba USA Representative for resolution. All incomplete orders will be cancelled if not resolved after fourteen (14) calendar days.

**PRICE DISCREPANCY PROCESS:** All entered orders are reviewed by dormakaba USA Customer Service for accuracy and pricing consistency between the Distributor and dormakaba USA. Any order determined by dormakaba USA, in its sole and absolute discretion, to have a value greater than the Total Price shown on the Distributor purchase order will be held by dormakaba USA for a Price Discrepancy. dormakaba USA quotes are also reviewed to ensure that they are complete, approved, and match the PO. Due to pricing sensitivity, all price discrepancies must be resolved exclusively by your dormakaba USA Representative.

**ORDER CANCELLATION/CHANGES:** All requests for Order Cancellations and Changes (Quantity, Shipping, Finish, Function, etc) should be sent directly to dormakaba USA Customer Service. Requests via phone will be accepted, but must be accompanied by a written request. Factory Order Number, PO Number, Account Info, and Detailed Changes must be clearly indicated. Change requests can be submitted via the following methods:

**Email: [BAS-cshelp.us@dormakaba.com](mailto:BAS-cshelp.us@dormakaba.com)**  
**Fax: 1-877-835-1030**

All order cancellations or changes will be subject to a cancellation fee as defined in dormakaba USA's Terms and Conditions of Sale.

**PRODUCTION SCHEDULING AND "DO NOT SHIP BEFORE" REQUESTS:** All orders are scheduled for production and shipping based on current production lead times and availability. Scheduling is completed only when an order is released from both credit and pricing review.

Exceptions to this policy are made only when the PO is clearly marked: "Do Not Ship Before" followed by the date. (Required Date, Expected Date, etc. do not apply) These orders will be scheduled to ship on or after the date listed.

Changes to "Do Not Ship Before" dates are required in writing and should be sent to: [BAS-cshelp.us@dormakaba.com](mailto:BAS-cshelp.us@dormakaba.com).

Be advised, orders not clearly marked with a "Do Not Ship Before" designation will be payable within normal terms from the actual shipment date.

### EXPEDITE REQUESTS:

- Expedite requests will be reviewed and accommodated by dormakaba USA based on production lead times and availability.  
**Email: [BAS-expediterequest.us@dormakaba.com](mailto:BAS-expediterequest.us@dormakaba.com)**
- See the then current dormakaba USA Quick Ship Program for details.

**WHOLESALE PURCHASE:** Distributors are also free to utilize dormakaba USA's Authorized Wholesalers to purchase product. dormakaba USA does not make any guarantee of availability or pricing for purchases from an Authorized Wholesaler and the discounts afforded to Distributor by dormakaba USA shall not apply to purchases from an Authorized Wholesaler. The terms and conditions and price of product shall be as mutually agreed between Distributor and Wholesaler.

# BEST Ordering

**ORDER ENTRY REQUIREMENTS:** The following information is required for dormakaba USA Inc. ("dormakaba USA") to successfully process an order for dormakaba USA Best Products:

**Orders Requiring Factory Master Key Services:**

- Itemized Purchase Order (PO)
- Completed Keying Request Information Form
- Hardware Schedule in support of a construction project
- dormakaba USA Approved Quote

**Orders NOT Requiring Factory Master Key Services:**

- Purchase Order
- General Contractor information (City/State/Zip)
- dormakaba USA Approved Quote

**KEYING SYSTEM ORDERS:** All orders of keying systems specifying delayed fulfillment must be fulfilled within twelve (12) months of the order date. Said request for fulfillment must include complete keying instructions for the order to be acknowledged with an estimated delivery date. Failure to properly request fulfillment of the order within twelve (12) months of the order date will make the order void and nonrefundable.

Pricing for all new construction key operated locks include the following:

- Combined or uncombined permanent cores will be provided with 2 keys per core.
- "Core only" orders will be provided with 2 keys per core.

Pricing for all retrofit key operated locks include the following:

- Combined cores will be provided with 1 key per core.
- Uncombined cores will be provided with 0 keys. All keys will need to be purchased separately.

All new purchase orders should be e-mailed to your local dormakaba USA Representative or [BAS-orderentry.us@dormakaba.com](mailto:BAS-orderentry.us@dormakaba.com).

**HARDWARE SCHEDULE & NEW CONSTRUCTION PROJECT ORDERS:** A hardware schedule should be submitted for all new construction projects. A hardware schedule is a listing of all builders hardware items related to a particular construction job. It is approved by the architect (or an entity performing that function). A hardware schedule of Best products is one in which the material ordered is compatible for installation as required in the schedule. Remember complete door schedules include door number, door location, and type of hardware. An example of a preferred hardware schedule format is illustrated below:

| Project Sample  |                   |                                 |            |
|-----------------|-------------------|---------------------------------|------------|
| Hardware Set 01 |                   |                                 |            |
| 1               | SGL DOOR 101A     | CORRIDOR 100 FROM CLASSROOM 101 | 90 DEG RHR |
|                 |                   | 3/0 x 7/0 x 1-3/4 HMF x SWD     |            |
| 3               | HINGES            | FBF179 4.5 x 4.5                | 852        |
| 1               | CLASSROOM LOCKSET | 93K 7 R 14D S3 STD              | 828        |
| 1               | CLOSER            | D-4551 CS                       | 889        |
| 1               | KICKPLATE         | 8" x 34" x .050                 | 830        |
| 3               | MUTES             |                                 | GREY       |

**COMBINATED CORE ONLY ORDERS:** All Core-Only orders, in an amount of 25 cores or more, require a Hardware Schedule, Keying Request Information Form, and Itemized Purchase Order (PO).

**LESS CORE LOCK ORDERS PURCHASED DIRECTLY FROM dormakaba USA:** Less core lock orders generally apply to orders where the end user is providing their own permanent cores.

**CABINET LOCK ORDERS:**

The following information must be provided for Cabinet Lock Orders:

- End User Name
- End User Address Information (Street/City/State/Zip)
- End User Phone
- End User Fax and/or e-mail

## DISTRIBUTOR PERMANENT KEYING

**POLICY:** Locks when ordered for construction projects to include "Final Keying" will be provided to Distributor with construction core access, whereby plastic thumb turns are supplied for use during construction. Additionally, brass construction cores can be purchased by the Distributor, upon request, to secure exterior doors or special interior doors.

The permanent masterkeyed cores are shipped directly to the end user upon written approval of the final keying. It is the responsibility of the Distributor to collect all temporary construction cores after use.

**PROCESS:**

- 1) Distributor places complete order with dormakaba USA Customer Service, Indianapolis
- 2) Distributor, KSS, and End User Consultant (EUC) receive acknowledgement of order with expected ship date.
- 3) KSS/Distributor contacts the end user within a reasonable period of time after receipt of purchase order or acknowledgment to begin the permanent keying process.
- 4) KSS/Distributor works with end user to define keying requirements.
- 5) Once keying requirements are finalized and approved, production of cores and keys begins.
- 6) Cores and keys are shipped to end user or end user delegate (NOTE: Unless special arrangements are made the end user is responsible for permanent core installation).

**Complete Order Checklist**

- PO Number
- Hardware Schedule
- Completed Keying Request Information Form

The KSS/Distributor works directly with the end user to acquire keying instructions for the permanent masterkeyed cores and keys, including both new system design and existing system expansion, according to the project requirements. The KSS/Distributor also manages the process from keying instructions to delivery and can serve as a point of contact for information on the progress of permanent core/key delivery completion.

## BEST Ordering (continued)

### SERVICE DELIVERY:

Permanent Core delivery is contingent upon several factors such as:

- The negotiated delivery dates as determined between the end user, Distributor and dormakaba USA during the keying review and design processes;
- End user's written approval of the keying instructions;
- Size and complexity of the keying system being produced; and
- dormakaba USA's receipt of payment from the Distributor.

### GENERAL:

- Remember to furnish door and location information for all "tag-in" orders (add-ons to initial project orders).
- If you have advanced knowledge that your project will be phased and require multiple orders from dormakaba USA, please include these in your order.
- A master hardware schedule for phased projects is always preferred.

## CONSTRUCTION CORE ORDERS

All keyed locks shipped from dormakaba USA for new construction projects in which cores have been ordered will receive disposable black plastic (non-keyed) construction cores at no additional charge.

Disposable black plastic cores for less-core orders may be purchased separately for \$2.10 net.

Standard brass (keyed-alike) construction cores may be purchased for a net price of \$10.20 each.

No further discount will be applied.

Brass construction cores shall be 7-pin, A keyway and have a GREEN face.

Brass construction cores are shipped with one operating key per ten (10) cores or less and one control key per twenty (20) cores or less; additional keys may be purchased for \$7.70 list.

**Construction cores do not have the degree of security that the owner's permanent masterkeyed cores provide. Construction cores are used for controlling access to premises during construction and ARE NOT INTENDED FOR USE WHEN PREMISES ARE OCCUPIED OR FURNISHED IN ANY MANNER.**

### Construction Cores and Keys

| Part Number: | Description   | Net price each (if purchased separately) |
|--------------|---|--|
| 7181139      | Disposable Core (Black Plastic)                                 | \$2.10 Net                               |
| 7190246 (5c) | Standard Brass Keyed Alike 5c construction Core – Green Face    | \$10.20 Net                              |
| 7186163 (6p) | Standard Brass Keyed Alike 6 pin construction Core – Green Face | \$10.20 Net                              |
| 7190224 (7p) | Standard Brass Keyed Alike 7 pin construction Core – Green Face | \$10.20 Net                              |
| 7148872      | Additional Operating Key  | \$7.70 List                              |
| 7147449      | Additional Control Key  | \$7.70 List                              |

\*No further discounting on Construction Core Net Pricing

**RETURN OF CONSTRUCTION CORES:** Brass construction cores may be returned for \$3.30 credit per re-usable core to be applied toward the next purchase. A Returned Goods Authorization (RGA) must be obtained and accompany the returned material.

**dormakaba USA is not responsible for collection or return of construction cores.**

**BEST PINS:** Best pins shall be used solely in combination with Best Core products. Use of other pins may void any associated product warranty and may result in termination of the Distributor's agreement with dormakaba USA, in dormakaba USA's sole discretion.

## Returned Authorization (RA)

**RA REQUESTS:** A Return Authorization Form ("RA") must be utilized to return defective products **still under warranty** or products deemed repairable by dormakaba USA Inc. ("dormakaba USA"). All products returned to dormakaba USA must have a correct Return Authorization (RA) number applied to the outside of the shipping carton. All products must be returned within sixty (60) calendar days of RA issue date. This process can take up to seven (7) days after product is received at dormakaba USA's factory. If a defective product presents a security risk, an advance replacement may be requested.

**RA PROCESS:** Requests for warranty related returns can be initiated by submitting an e-mail to **BAS-rgacreditgrp.us@dormakaba.com**.

The RA Request Form must be completed entirely to process an RA. The following information will be needed:

- End User Name
- Account Number
- Contact Name
- Phone Number
- Purchaser Order Number
- Sales Order Number
- Item Number
- Item Quantity
- Description of the Problem

1. Upon review and approval of the submitted RA request, a claim number is logged and provided back to the requestor by a dormakaba USA Team member.
2. Once a claim number is issued, this number should be noted on all references and communications regarding the applicable situation to ensure a claim is easily identified.
3. Defective product should be returned to the address below. The shipment must be marked with the approved RA claim number to ensure prompt processing and attention. All shipping charges prepaid by customer.

dormakaba USA Inc.  
Attn: Returns Department  
6161 East 75th Street  
Indianapolis, IN 46250

4. When material is received at dormakaba USA's factory, dormakaba USA will assess and determine the nature of the defect.
6. Defective goods are replaced upon dormakaba USA's determination.
6. Credit for material and freight is issued only if deemed appropriate by dormakaba USA. If approved, credit is initiated and a credit memo is mailed to the Distributor within fifteen (15) business days.

### **PURCHASE ORDERS:**

A Purchase Order (PO) will be required if the Product is:

1. Defective and not under warranty, or
2. An advance replacement is required without verification of whether the product is defective and under warranty.

Please send Purchase Orders to the following:

- Preferred Method e-mail:  
**BAS-rgacreditgrp.us@dormakaba.com**
- Fax: 1-877-835-1030

## Returned Authorization (RA) Non-Warranty

**RA POLICY:** A Return Authorization Form ("RA") must be utilized to return products that are not defective and otherwise in a resalable condition. Only goods with an invoice date of less than one (1) year will be considered for a non-warranty related return. All materials returned to dormakaba USA Inc. ("dormakaba USA") for any reason (other than warranty), must have a correct RA number applied to the outside of the shipping carton. A standard re-stocking charge (of the purchase price) will be applied to the Distributor's account for orders returned, including orders that were placed by customer in error. Transportation charges of returned goods must be prepaid by the Distributor. All goods must be returned within sixty (60) calendar days of RA issue date. All goods must be returned in original packaging and be in resalable condition. Product not returned in saleable condition is subject to disposal by dormakaba USA with no credit issued. Commercial Hardware items that are special made to order items will not be returned under any circumstances.

**RA PROCESS:** Requests for non-warranty related returns can be initiated by submitting an e-mail to

**BAS-rgacreditgrp.us@dormakaba.com.**

The RA Request Form must be completed entirely to process an RA. The following information will be needed:

- Company Name
  - Account Number
  - Contact Name
  - Purchaser Order Number
  - Sales Order Number
  - Item Number
  - Item Quantity
  - Phone Number
  - Description of the Problem
1. Upon review and approval of the submitted RA request, a claim number is logged and provided back to the requestor by a dormakaba USA Team member:
  2. Once a claim number is issued, this number should be noted on all references and communications concerning said RA.
  3. Product should be returned to the address below. The shipment must be marked with the approved RA claim number to ensure prompt processing and attention. All shipping charges prepaid by customer.  
dormakaba USA Inc.  
Attn: Returns Department  
6161 East 75th Street  
Indianapolis, IN 46250
  4. The RA will be processed once material is received at dormakaba USA's factory provided it is received in its original packaging and is in saleable condition.
  5. Credit is issued to the Distributor account and a credit memo is mailed to the Distributor.

## Fulfillment Issues

Any quality issues (missing parts, wrong parts, handling, finish, etc) should be submitted electronically to: BAS-rgacreditgrp.us@dormakaba.com or your Local dormakaba USA Representative.

Please reference your original Purchase Order (PO) Number, Factory Order Number, Distributor Account, Contact Information (E-mail/Fax), and include a detailed description of the issue.

**1) ITEMS MISSING FROM A SHIPMENT:** If you have signed your shipment short, dormakaba USA Customer Service will promptly issue a No Charge replacement order for the missing products.

If the shipment was not signed short but after review, dormakaba USA Customer Service determines (based on shipping weights, packing lists, etc) that the order was indeed shipped short, a No Charge replacement will be issued.

If dormakaba USA Customer Service cannot verify a shipping error, an advance replacement order will be entered, charged, and expedited to the Distributor. The quality issue will be forwarded to the Return Authorization Credit Group for resolution.

If it is determined that the item was omitted from the order due to a dormakaba USA order entry error, a change order will be entered and expedited for the missing products.

Please see price book for further detail.

**2) WRONG ITEMS RECEIVED** (parts, handling, function, finish, etc):

Advanced replacements will be issued for any wrong items received. **Such orders will be charged based on pricing/discounts from the original order.** The issue will be forwarded to dormakaba USA's Return Authorization Credit Group for resolution.

Any quality issue that is determined to be either a dormakaba USA order entry and/or manufacturing error will have an advanced replacement order entered and will be expedited. An RA will be issued to return the incorrect products. No re-stock fee will apply for dormakaba USA order entry and/or manufacturing errors.

# Keying Request Information Form

CUSTOMER  
NUMBER:

**MUST BE SUBMITTED WITH COMPLETE INFORMATION,  
INCLUDING P.O. & HARDWARE SCHEDULE**

Quote #: \_\_\_\_\_ Discount %: \_\_\_\_\_  
If received  
Distributor P.O. #: \_\_\_\_\_ Price List: \_\_\_\_\_

## REQUIRED INFORMATION REGARDING dormakaba USA Inc. DISTRIBUTOR

Distributor: \_\_\_\_\_  
Distributor Account #: \_\_\_\_\_  
Project Manager: \_\_\_\_\_  
Project Manager Mobile: \_\_\_\_\_ Project Manager E-mail: \_\_\_\_\_  
Address: \_\_\_\_\_  
City, State, Zip: \_\_\_\_\_  
Phone: \_\_\_\_\_ Fax: \_\_\_\_\_

## REQUIRED INFORMATION REGARDING PROJECT CONTRACTOR

Contractor: \_\_\_\_\_  
Job Name\*: \_\_\_\_\_  
Contact Person: \_\_\_\_\_  
Contact Mobile\*: \_\_\_\_\_ Contact E-mail\*: \_\_\_\_\_

## REQUIRED INFORMATION REGARDING THE END USER

Company\*: \_\_\_\_\_  
Contact Person\*: \_\_\_\_\_  
Contact E-mail\*: \_\_\_\_\_ Contact Phone #\*: \_\_\_\_\_  
School Name (if applicable): \_\_\_\_\_  
School District (if applicable): \_\_\_\_\_  
Permanent Core Due Date\*: \_\_\_\_\_  
Building Turnover Date: \_\_\_\_\_  
Project Address\*: \_\_\_\_\_  
City, State, Zip\*: \_\_\_\_\_  
Phone\*: \_\_\_\_\_ Fax: \_\_\_\_\_  
  
Masterkey Account #: \_\_\_\_\_  
Keyway: \_\_\_\_\_

NOTE: Failure to provide complete and accurate end user information will result in delays in processing and supply of permanent core and key orders.  
Failure to include this form with your order and the hardware schedule may result in the order being processed "less core".  
\*REQUIRED Field



# Dormakaba BEST® Patented Masterkey System Security Authorization Form

The purpose of this form is for the end user to designate representatives who are authorized to place an order for dormakaba BEST® patented cores or keys and to confirm the correct shipping address for dormakaba BEST® Patented product. It is the responsibility of the Distributor to ensure that the end user completes a Security Authorization Form and submits it to dormakaba with each order and applies to this Purchase only.

The dormakaba BEST® Patented Masterkey System provides a higher level of protection against unauthorized key duplication and crossovers. To help ensure that dormakaba BEST® patented cores and keys do not end up in the possession of unauthorized personnel, dormakaba will only authorize sales and shipment of dormakaba BEST® patented cores and keys to the individuals noted on this form. Please complete this form carefully as dormakaba and/or its Authorized Distributor will strictly adhere to this information.

## END USER:

\_\_\_\_\_  
End User Company Name

\_\_\_\_\_  
Account Number

**SECURITY AUTHORIZED PERSONNEL:** Please provide the names of all security personnel who are authorized to place purchase orders for End User's dormakaba BEST® Patented Masterkey Systems.

1.

\_\_\_\_\_  
Name

\_\_\_\_\_  
Street Address

\_\_\_\_\_  
Title

\_\_\_\_\_  
City, State, Zip

\_\_\_\_\_  
Phone Number

\_\_\_\_\_  
E-mail Address

\_\_\_\_\_  
Date

\_\_\_\_\_  
Signature

2.

\_\_\_\_\_  
Name

\_\_\_\_\_  
Street Address

\_\_\_\_\_  
Title

\_\_\_\_\_  
City, State, Zip

\_\_\_\_\_  
Phone Number

\_\_\_\_\_  
E-mail Address

\_\_\_\_\_  
Date

\_\_\_\_\_  
Signature

3.

\_\_\_\_\_  
Name

\_\_\_\_\_  
Street Address

\_\_\_\_\_  
Title

\_\_\_\_\_  
City, State, Zip

\_\_\_\_\_  
Phone Number

\_\_\_\_\_  
E-mail Address

\_\_\_\_\_  
Date

\_\_\_\_\_  
Signature

# Dormakaba BEST® Patented Masterkey System Security Authorization Form (cont.)

**AUTHORIZED DISTRIBUTOR:** Please insert the name below of the Authorized Distributor that you that you assign and authorize to place orders for dormakaba BEST® Patented Product on your behalf.

1. \_\_\_\_\_  
Name Street Address

\_\_\_\_\_  
Title City, State, Zip

\_\_\_\_\_  
Phone Number E-mail Address

\_\_\_\_\_  
Date Signature

**SHIPPING ADDRESS:** Please provide the address where you would like all dormakaba BEST® Patented Product shipped.

\_\_\_\_\_  
Department

\_\_\_\_\_  
Street Address

\_\_\_\_\_  
City, State, Zip

\_\_\_\_\_

**ACCEPTABLE METHOD FOR PLACING ORDERS:** please identify below the method that you authorize for placement of orders for dormakaba BEST® Patented Product.

- Signature Verification** – dormakaba may only accept purchase orders that have been signed by one of the individuals designated on this form by the End User. dormakaba will verify that the signatures match before initiating activity on the order. dormakaba will not initiate activity until the original P.O. has been received.
- Email Verification** – dormakaba may accept electronic purchase orders from the email accounts designated on this form by the End User. dormakaba will verify that the email account sending the purchase order has been designated as an authorized purchaser. Purchase orders received from accounts not listed will not be accepted.
- Fax Verification** – dormakaba may accept purchase orders via fax from one of the individuals designated on this form by the End User. dormakaba will verify that the individual placing the order has been designated as an authorized purchaser.

**dormakaba BEST® MASTERKEY CODE & MASTERKEY SERVICE POLICY:** In accordance with the dormakaba BEST® Masterkey Code and Masterkey Service Policy, all dormakaba BEST® Patented Masterkey Codes and combinations are available for distribution solely to end users and select Authorized Distributors. To assist in reducing the possibility of duplication within a dormakaba BEST® Patented Masterkey System and ensure security, all dormakaba BEST® Patented Masterkey Code extensions and next in series codes should be made or approved by dormakaba Masterkey personnel and/or the Distributors that have been authorized by dormakaba to have access to dormakaba BEST® Patented Masterkey Codes, un-combinated cores and key blanks. Duplication or release of dormakaba Patented BEST® Masterkey Codes to non-authorized people or organizations, including, but not limited to, unauthorized distributors, wholesalers, private locksmiths, other lock manufacturers, architects, or contractors violates dormakaba's ownership rights and is strictly prohibited.

By signing below, End User acknowledges that 1) the information provided above is accurate and correct and 2) that any unauthorized use including, but not limited to, the transmission or dissemination of dormakaba BEST® Patented Masterkey Codes, without the express written consent of dormakaba is strictly prohibited.

End User Signature: \_\_\_\_\_

Title\*: \_\_\_\_\_ Date: \_\_\_\_\_









**CORPORATE HEADQUARTERS**

6161 EAST 75TH STREET  
INDIANAPOLIS, IN 46250 USA

Phone 855-365-2407

**bestaccess.com**

For questions about ordering and to be sure you get the right configuration for your needs, [contact your BEST dormakaba sales representative](#).  
6161 East 75th Street, Indianapolis, IN 46250 USA | [855-365-2407](tel:855-365-2407) | [bestaccess.com](http://bestaccess.com)

BEST is a trademark of dormakaba Holding® 2025 All rights reserved. BEST is a member of the dormakaba Group, one of the top three providers for access and security solutions, globally.

PL77 BST 02-25

**dormakaba** 