

Mortise cylinders for Schlage L and HL Series locks

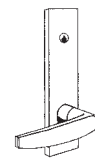
Security	Key mechanism	Pins	Patent protected keyway families	Functions	Full-face cylinders for L and N escutcheons	Concealed body cylinder for L escutcheon	Cylinders for sectional (rose) trim	
					L Series	L Series	L and HL	
Basic security	Standard pin and tumbler	6	— ¹	All except below	30-021	30-004	30-001	
				L9060 outside	26-021 ²	26-023	20-001 ²	
	Open keyways	6	S (Everest 29)	LM9280, LM/LMV9380 storeroom	30-019	--	30-000 ⁵	
L9485, L9486 ⁴ faculty restroom/hotel				30-022 ³	30-005 ³	30-002 ³		
Enhanced security	Check pin	6	T (Everest 29)	All except below	30-021	30-004	30-001	
				L9060 outside	26-021 ²	26-023	20-001 ²	
				LM9280, LM/LMV9380 storeroom	30-019	--	30-000 ⁵	
	Restricted use	6	T (Everest 29)	L9485, L9486 ⁴ faculty restroom/hotel	30-022 ³	30-005 ³	30-002 ³	
				SL	7	R (Everest 29)	All except below	91-063
	Upgraded security	Legacy Primus	6	S, T (Everest 29)	L9060 outside	20-793	20-789	20-787
LM9280, LM/LMV9380, L9485, L9486					20-701 ²	24-767	20-700 ²	
Primus level restricted use, geographic exclusivity, and independent sidebar		Primus RP	6	Obverse ¹ (Classic)	All except below	20-793-RP	20-789-RP	20-787-RP
					L9060 outside	20-701-RP ²	24-767-RP	20-700-RP ²
					LM9280, LM/LMV9380, L9485, L9486	--	--	--
Primus XP		6	S, T (Everest 29)	All except below	20-793-XP	20-789-XP	20-787-XP	
				L9060 outside	20-701-XP ²	24-767-XP	20-700-XP ²	
Primus XP SL		7	R (Everest 29)	LM9280, LM/LMV9380, L9485, L9486	--	--	--	
				All except below	91-760-XP	--	91-757-XP	
High security		Legacy Primus	6	S, T (Everest 29)	L9060 outside	20-593	20-589	20-587
					LM9280, LM/LMV9380, L9485, L9486	20-501 ²	24-567	20-500 ²
		All Primus benefits plus added UL 437 physical security	Primus RP	6	Obverse ¹ (Classic)	All except below	20-593-RP	20-589-RP
	L9060 outside					20-501-RP ²	24-567-RP	20-500-RP ²
	LM9280, LM/LMV9380, L9485, L9486					--	--	--
	Primus XP	6	S, T (Everest 29)	All except below	20-593-XP	20-589-XP	20-587-XP	
				L9060 outside	20-501-XP ²	24-567-XP	20-500-XP ²	
	Primus XP SL	7	R (Everest 29)	LM9280, LM/LMV9380, L9485, L9486	--	--	--	
				All except below	91-564-XP	--	91-557-XP	
		Primus XP SL	7	R (Everest 29)	L9060 outside	91-564-XP	--	91-751-XP
					LM9280, LM/LMV9380, L9485, L9486	--	--	--



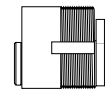
L and N Escutcheons



Cylinder only



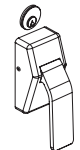
L escutcheon



Concealed body cylinder



Sectional trim



HL Series



Compression ring and spring

1. Out-of-patent keyways like Classic Obverse are available. Obverse, however, can gain patent protection in a Primus RP or XP cylinder. RP is recommended because patent coverage carries to 2029 versus 2024 for Primus XP.
 2. For L9060 outside applications that may require a longer cam - use L583-941 (1 1/8", 1 3/8", 1 5/8") and L583-942 (1 1/4", 1 1/2", 1 3/4").
 3. Specify handing for faculty restroom/hotel cylinders.
 4. L9486 available in Sectional (Rose)trim only.
 5. Includes the L/LV9081 Accessible Storeroom function.
 Note: 1 1/8" length standard. Optional lengths available in 1/8" (4mm) increments up to 1 3/4" (44mm).