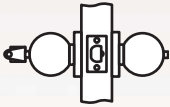
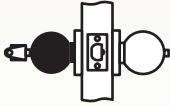

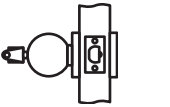
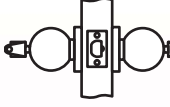
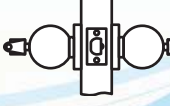
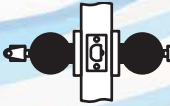
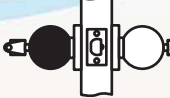


# MK Series Cylindrical Locksets

## Classic Product

ARROW STANDARD	ANSI/ FED#	FUNCTION		DESCRIPTION
MK14	F92/161E, 160E	Service Station		Dead locking latch bolt operated by knob from either side except when outside knob is locked by push button inside. Key outside, operating inside knob or closing door releases push button unlocking outside knob except when slotted push button is in a locked position. Inside knob always operates latch bolt.
MK15	F93/161H, 160H	Hotel		Dead locking latch bolt operated by knob from inside at all times. Outside knob always inoperable. Latch bolt operated by key from outside except when push button inside is operated thus shutting out all keys except emergency key. Operating push button operates outside visual indicator showing room is occupied. Operating inside knob or closing door releases indicator and shut out feature except when shut out is activated by turning inside button with spanner key.
MK17	F84/161R, 160R	Classroom		Dead locking latch bolt operated by knob from either side except when outside knob is locked from outside by key. When outside knob is locked, latch bolt is operated by inside knob.
MK18	F113	Communicating Classroom		Dead locking latch bolt operated by knob one side only except when knob is locked by key. Non removable blank trim outside.
MK31	F80/161S, 160S	Communicating		Dead locking latch bolt operated by knob from either side. Turning key in either knob locks or unlocks its own knob independently. Do not use on doors in rooms that have no other entrance.
MK32	F88/161C, 160C	Public Entrance		Dead locking latch bolt operated by knob from either side except when outside knob is locked by key from inside. When outside knob is locked, latch bolt is retracted by key in outside knob or by operating inside knob.
MK33	F87/161W, 160W	Asylum		Dead locking latch bolt operated by key in knob from either side. Both knobs always inoperable.
MK34		Exterior		Dead locking latch bolt operated by key from outside or by knob from inside except when inside knob is locked by key from inside knob. Outside knob is always inoperable.