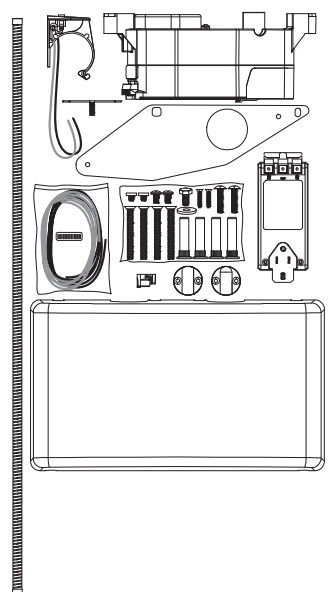
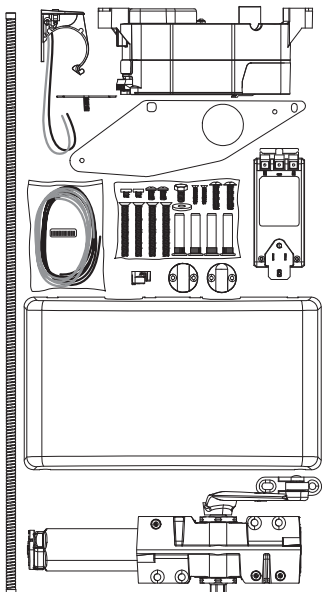
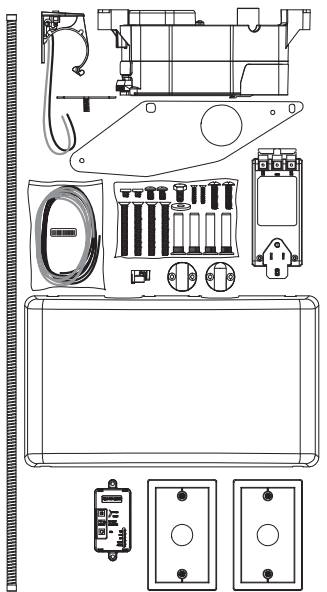

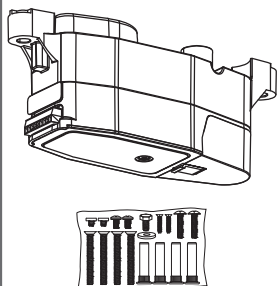
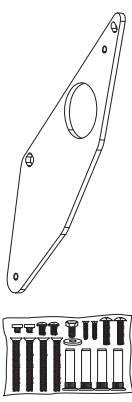
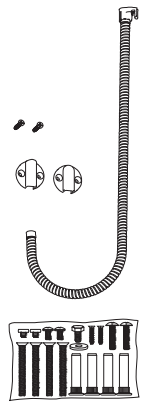
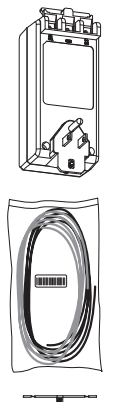
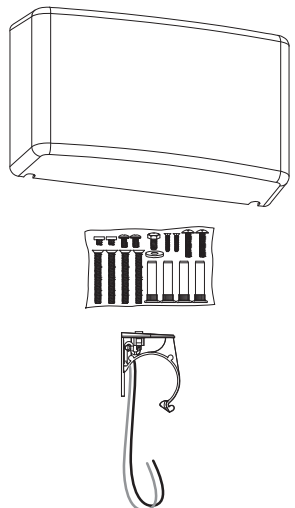
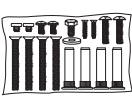

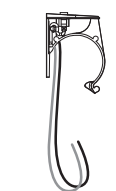


Kits & Replacement Parts

MODULE KIT	MODULE & CLOSER KIT	MODULE & BATTERY ACTUATOR KIT	MODULE & HARDWIRED ACTUATOR KIT
			
6440	6440XP	6440-2210	6440-3813W

Replacement Parts

MODULE	MOUNTING PLATE	DOOR LOOP	WALL ADAPTER	COVER	SCREW BAG	I/O BLOCK	COVER INSERT
							<p style="font-size: small; margin: 0;">W/SWITCH AND HARNESS ASSEMBLY</p> 
6440-MD	6440-10	6400-459	6400-470	6440-72	6400-20	6400-441	6440-54B

NOTICE

#3 Phillips screwdriver required for all module fasteners

⚠ CAUTION ⚠

Be sure to install all Safety, Traffic Control, and Instruction Labels onto the door, as required.

⚠ WARNING ⚠

Always disconnect main power or disable motor via switch prior to servicing or cleaning.

⚠ CAUTION ⚠

Do not modify product in any manner including physical addition of non-approved accessories. Consult LCN Factory Support for inquiries.

⚠ CAUTION ⚠

This operator is for indoor use only.

⚠ CAUTION ⚠

Use only LCN supplied fasteners and do not reuse fasteners.