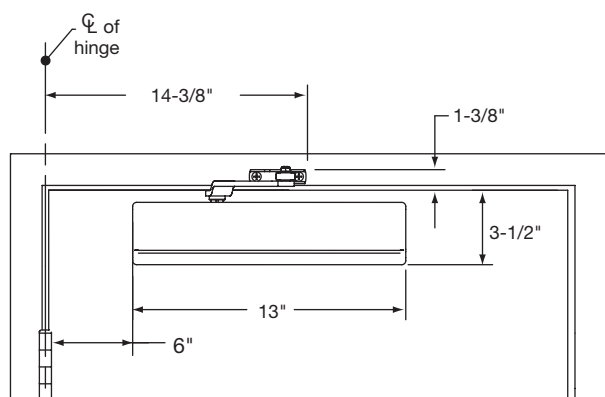
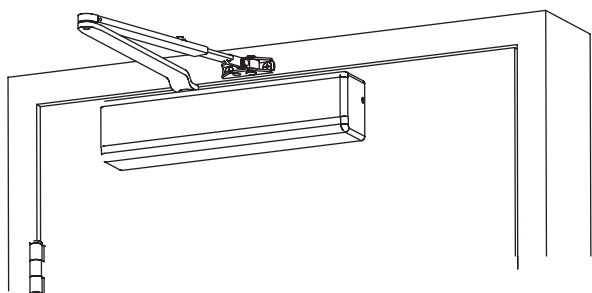


Standard Applications

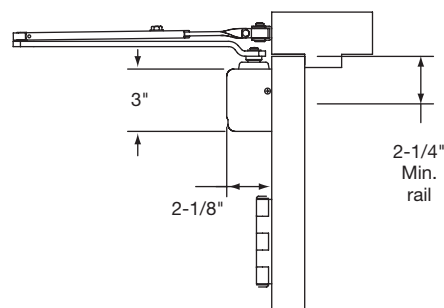
1331 Series Door Closers

SARGENT
ASSA ABLOY

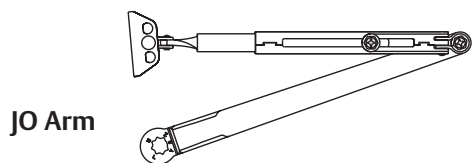


JO Standard Application Illustrated

The JO arm can be used on doors up to 48" wide and 250 lbs. An auxiliary door stop is required. The JH hold open arm is similar and allows for adjustable hold open from 75° to full opening.



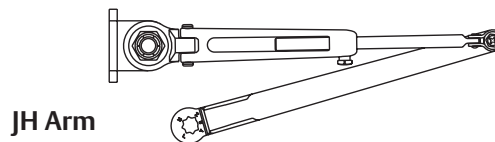
Closer shown templated for 120° max. opening



JO Arm

- Non-hold open

For arm only, order as 25-JO x finish



JH Arm

- Hold open
- Hand is changed by inverting the foot assembly
- Holds open from 75° to 180°

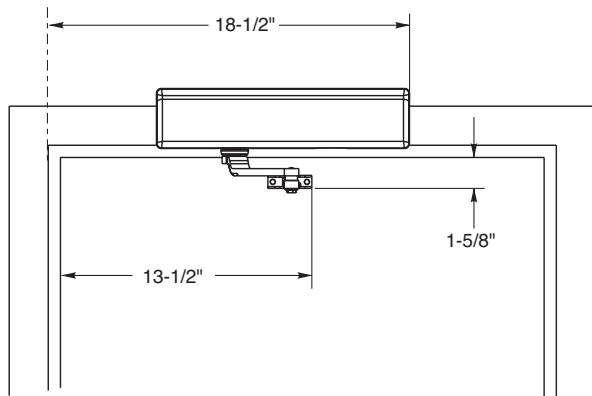
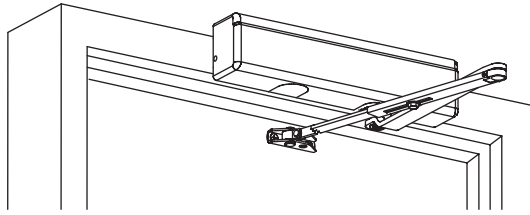
For arm only, order as 25-JH x finish

JO and JH arms are non-handed and will allow the door to open 180° (frame and trim permitting)

Top Jamb Applications

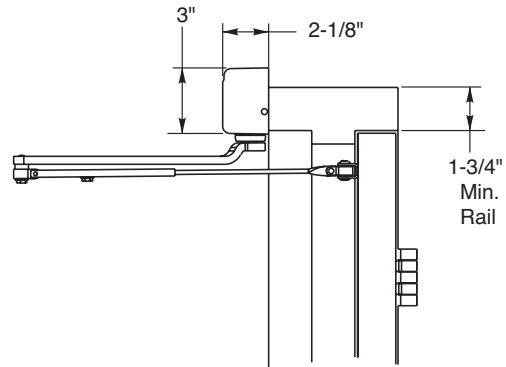
1331 Series Door Closers

SARGENT
ASSA ABLOY



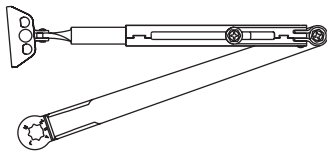
JO Top Jamb Application Illustrated

The JO arm can be used on doors up to 48" wide and 250 lbs with reveals less than 3". An auxiliary door stop is required. The JH hold open arm is similar and allows for adjustable hold open from 75° to full opening.



Closer shown templated for 120° max. opening

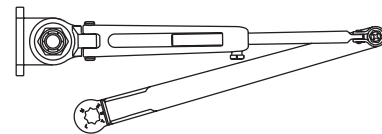
JO Arm



- Non-hold open

For arm only, order as 25-JO x finish

JH Arm

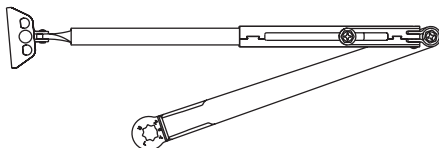


- Hold open
- Hand is changed by inverting the foot assembly
- Holds open from 75° to 180°

For arm only, order as 25-JH x finish

JO and JH arms are non-handed, can be used on applications with less than 2" reveals and will allow the door to open 180° (frame and trim permitting)

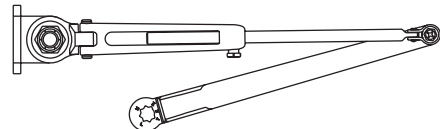
JOZ Arm



- Non-hold open

For arm only, order as 25-JOZ x finish

JHZ Arm



- Hold open
- Hand is changed by inverting the foot assembly

For arm only, order as 25-JHZ finish

JOZ and JHZ arms are non-handed, can be used on applications with reveals 2-3/4" – 6-3/4" and will allow the door to open 180° (frame and trim permitting)