

Style is in the details.

### Knobs & levers F Series

Schlage believes that the “finishing touch” is just as important as the first. Which is why we make distinctive door hardware designed not just to match your personal style, but to welcome you home. From classic looks that never go out of style to bold contemporary designs, our knobs and levers fit and accentuate virtually any décor – and, with multiple functions available, any door.

#### Proven quality & durability

- Highest residential security rating
- Safe and Easy Exit keyed entry lock unlocks when the door is opened from the inside, allowing you to leave quickly and conveniently, and re-enter easily
- Limited lifetime finish and mechanical guarantee\*

#### Easy installation

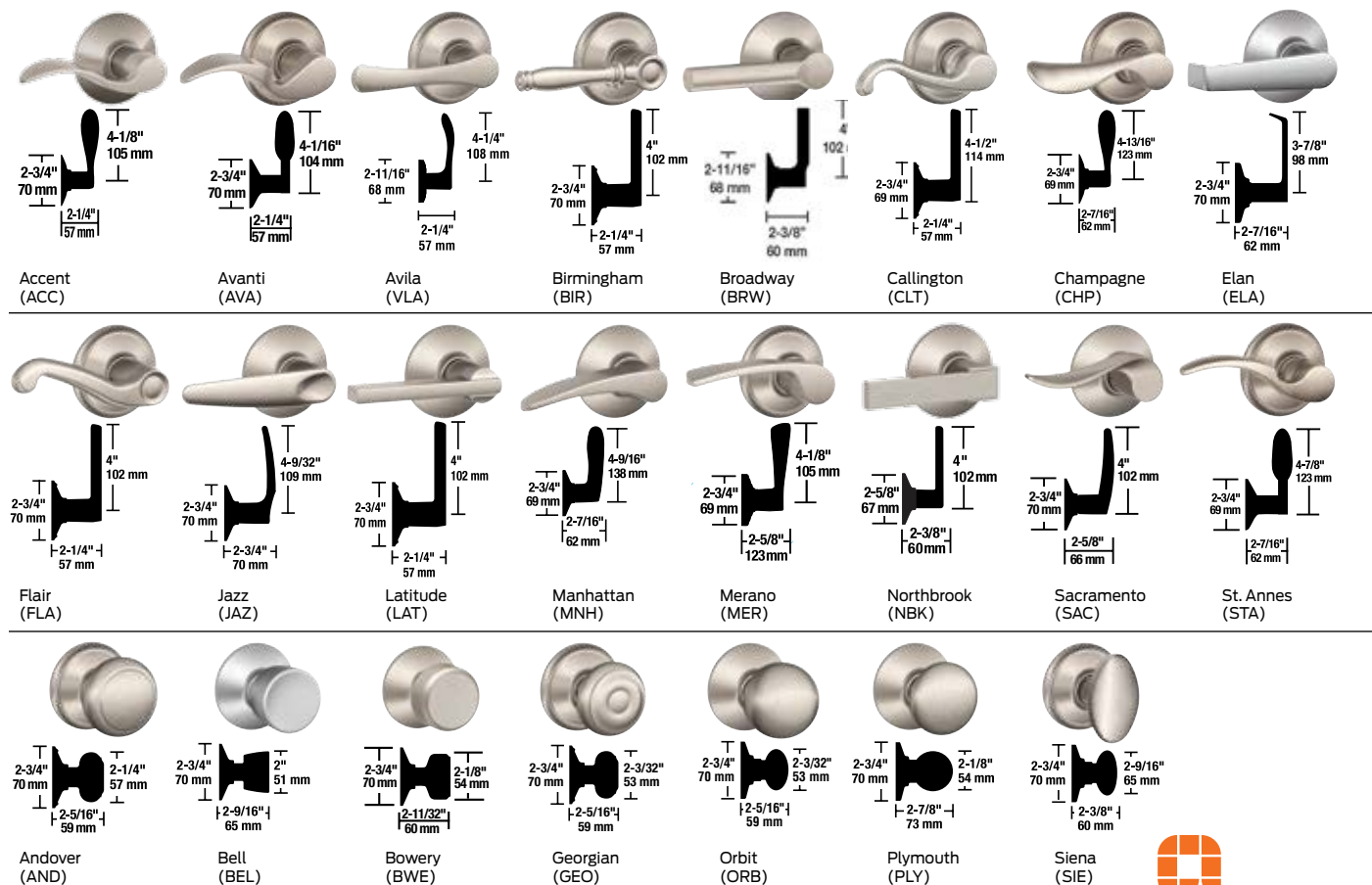
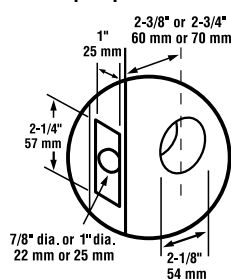
- Guaranteed to fit on standard doors
- Installs in minutes with a screwdriver
- Reversible levers available
- Self-guiding screws align and snap themselves into place
- Universal latches slide easily into place, requiring no additional tools or manual adjustments

\*See the product warranty for full details

#### Specifications

<b>Applications</b>	Residential single-family and multi-family use
<b>Certifications</b>	ANSI A156.2, 1996, Series 4000 Grade 2. UL Listed locks for 3-hour fire doors are furnished with #10-001 T strike, 1 1/8" x 2 3/4" (29mm x 70mm), 1 1/8" (29mm) lip (also available with standard product). Assembled to order when specified with "F" suffix. Example: F51F
<b>Exposed trim</b>	Levers are plated to match finishes indicated.
<b>Keying</b>	5-pin tumbler C keyway with two keys. All F51A functions offer interior emergency exit feature.
<b>Door range</b>	1 3/8" to 1 3/4" (35mm to 44mm) standard.
<b>Backset</b>	Fits either 2 3/8" (60mm) or 2 3/4" (70mm) backset.

#### Door preparation



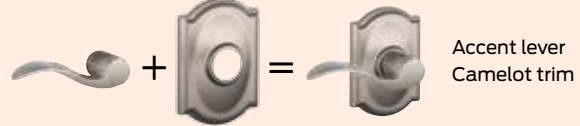
Stand out effortlessly.

### Decorative trim


Schlage's Decorative Collections make it easy to match our strength to your style. With more than 1,000 customized design and finish options in all, your decor will be limited by only your imagination.



Pair a knob or lever with our inspired decorative trim options to bring your vision to life.\*



\* Locks ship complete with trim attached



### Finishes

Knobs & Levers	605	608	609	618	619	625	626	505	716	613	620	621	622
Addison (ADD)	■	■	■	■	■	■	■	■	■	■	■	■	■
Brookshire (BRK)	■	■	■	■	■	■	■	■	■	■	■	■	■
Camelot (CAM)	■	■	■	■	■	■	■	■	■	■	■	■	■
Century (CE)	■	■	■	■	■	■	■	■	■	■	■	■	■
Collins (COL)	■	■	■	■	■	■	■	■	■	■	■	■	■
Greenwich (GRW)	■	■	■	■	■	■	■	■	■	■	■	■	■
Wakefield (WKF)	■	■	■	■	■	■	■	■	■	■	■	■	■
Upland (ULD)	■	■	■	■	■	■	■	■	■	■	■	■	■
Andover (AD)*	■	■	■	■	■	■	■	■	■	■	■	■	■
Greyson (GS)*	■	■	■	■	■	■	■	■	■	■	■	■	■

Handlesets F59 & F94 only	605	608	609	618	619	625	626	505	716	613	620	621	622
Addison (ADD)	■	■	■	■	■	■	■	■	■	■	■	■	■
Andover (AD)*	■	■	■	■	■	■	■	■	■	■	■	■	■
Brookshire (BRK)	■	■	■	■	■	■	■	■	■	■	■	■	■
Camelot (CAM)	■	■	■	■	■	■	■	■	■	■	■	■	■
Century (CE)	■	■	■	■	■	■	■	■	■	■	■	■	■
Greenwich (GRW)	■	■	■	■	■	■	■	■	■	■	■	■	■
Wakefield (WKF)	■	■	■	■	■	■	■	■	■	■	■	■	■
Greyson (GS)*	■	■	■	■	■	■	■	■	■	■	■	■	■
Upland (ULD)*, **	■	■	■	■	■	■	■	■	■	■	■	■	■
Collins (COL)**	■	■	■	■	■	■	■	■	■	■	■	■	■

Deadbolts	605	608	609	618	619	625	626	505	716	613	620	621	622
Addison (ADD)	■	■	■	■	■	■	■	■	■	■	■	■	■
Brookshire (BRK)	■	■	■	■	■	■	■	■	■	■	■	■	■
Camelot (CAM)	■	■	■	■	■	■	■	■	■	■	■	■	■
Century (CE)	■	■	■	■	■	■	■	■	■	■	■	■	■
Collins (COL)	■	■	■	■	■	■	■	■	■	■	■	■	■
Greenwich (GRW)	■	■	■	■	■	■	■	■	■	■	■	■	■
Wakefield (WKF)	■	■	■	■	■	■	■	■	■	■	■	■	■

\* Andover, Greyson, and Upland trim available on interior knob or lever only and not on the deadbolt  
 \*\* Upland F59 and F94 features Collins deadbolt

### Door preparation

