

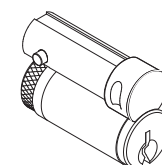
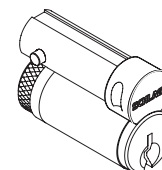
Full size interchangeable cores

FSIC cylinders for Schlage locksets

A full size interchangeable core (FSIC) is usually manufacturer specific and cannot interchange with competitive cores.

FSIC cylinders (core only)

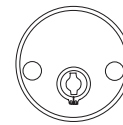
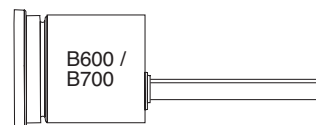
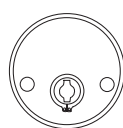
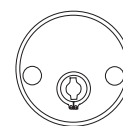
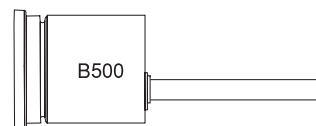
Security	Key mechanism	Pins	Patent protected keyway families	With logo	Less logo
Basic security Open keyways	Standard pin and tumbler	6	— ¹	23-030 30-120 ² (L9485/9486 faculty restroom)	23-031 30-121 ² (L9485/9486 faculty restroom)
	Check pin	6	S (Everest 29)		
Enhanced security Restricted use	Check pin	6	T (Everest 29)	23-030 30-120 ² (L9485/9486 faculty restroom)	23-031 30-121 ² (L9485/9486 faculty restroom)
	SL	7	R (Everest 29)	91-161	91-162
Upgraded security Primus level restricted use, geographic exclusivity, and independent sidebar	Legacy Primus	6	S, T (Everest 29)	20-740	20-741
	Primus RP	6	Obverse ¹ (Classic)	20-740-RP	20-741-RP
	Primus XP	6	S, T (Everest 29)	20-740-XP	20-741-XP
	Primus XP SL	7	R (Everest 29)	91-861-XP	91-862-XP



1. Out-of-patent keyways like Classic Obverse are available. Obverse, however, can gain patent protection in a Primus RP or XP cylinder. RP is recommended because patent coverage carries to 2029 versus 2024 for Primus XP.
2. Specify handing for faculty restroom/hotel cylinders.

FSIC housings for bored deadlocks, less core

Lockset series	Description	Number	Specify finish
B500 Series	Outside	B610-203 (single) B610-205 (double)	605, 606, 609, 612, 613, 619, 625, 626, and 643e
	Inside	B610-028 ¹	See note below
B250	Outside	22-061	605, 606, 609, 613, 625, 626
	Inside of B252	22-062	
S200 Series	Outside	S306-135	605, 606, 609, 612, 613, 625, 626
B600 / 700 Series	Outside	B610-203 (single) B610-205 (double)	605, 606, 609, 612, 613, 619, 625, 626, 643e
	Inside	B610-028	See note below



Specify finish of B610-031 inside snap-on faceplate ordered separately for B662/762, and B562.

1. Inside housing does not include snap-on faceplate.

Finish options



Bright Brass (605)	Satin Brass (606)	Antique Brass (609)	Satin Bronze (612)	Oil Rubbed Bronze (613)	Satin Nickel (619)	Matte Black (622)	Bright Chrome (625)	Satin Chrome (626)	Aged Bronze (643e)
Housing	Housing and core	Housing	Housing	Housing	Housing	Housing and core	Housing	Housing and core	Housing and core