

## DORMA's DB600 Series Grade 2 dead bolts provide increased security, reliability, and durability.

DORMA offers a choice of rugged dead bolts to provide an added sense of protection. The DB600 Series are Grade 2 dead bolts with an adjustable 2-3/8"-2-3/4" backset. The 1" throw dead bolt includes a hardened steel roller to prevent sawing through the bolt. The heavy duty cylinders are through-bolted, with reinforced cylinder rings to protect against physical attack. Brass 6-pin cylinders are provided for security and durability. The solid steel strike plate reinforcement with 2" screws protects the door jamb against a kick-in attack.

### Technical Details:

ANSI/BHMA A156.5 Grade 2	Yes	Excellent for medium duty applications
U.L. listed for UL 10B/10C and UBC.7.2 (1997)	Yes	U.L. and C.U.L. listed for use on 3 hour rated fire doors
Warranty	5-year	Five (5) year limited warranty
2-3/8" – 2-3/4" adjustable backset bolt	Yes	Provides additional flexibility in stocking and ordering
Hardened steel roller in dead bolt	Yes	Provides resistance to sawing
Available in all DORMA SKC keyways in both Small Format Interchangeable Core (SFIC) and standard cylinders. Also available in many Best keyway as well as Schlage C and E, Sargent LA, and many others. Consult factory for additional keyways.	Yes	Dead bolt front manufactured from stainless steel, brass, or bronze, depending on selected finish
Strike reinforcement with 3" wood screws for wooden jambs	Yes	Substantially increases resistance to kick in attack

### Recommended Applications

- Apartments
- Municipal Buildings
- Retail Complexes
- Warehouses

### Certifications:

The DORMA DB600 is certified to the requirements of ANSI/BHMA A156.5 Grade 2.

The DORMA DB600 is U.L./C.U.L. listed for use on 3-hour rated fire doors.

### Cylinders and Keying:

- Unless otherwise specified, cylinders will be provided in DORMA standard keyway with two (2) nickel silver keys.
- Optional patented key system available.
- Refer to **DORMA Price List** for full details and options such as master keying, retrofit cylinders and keyways, and small format interchangeable cores.

**Warranty:** Five (5) year limited warranty.

### Finishes:

Brass: 605 (Bright).

Bronze: 613 (Dark Oxidized Oil Rubbed Satin).

Nickel: 619 (Satin).

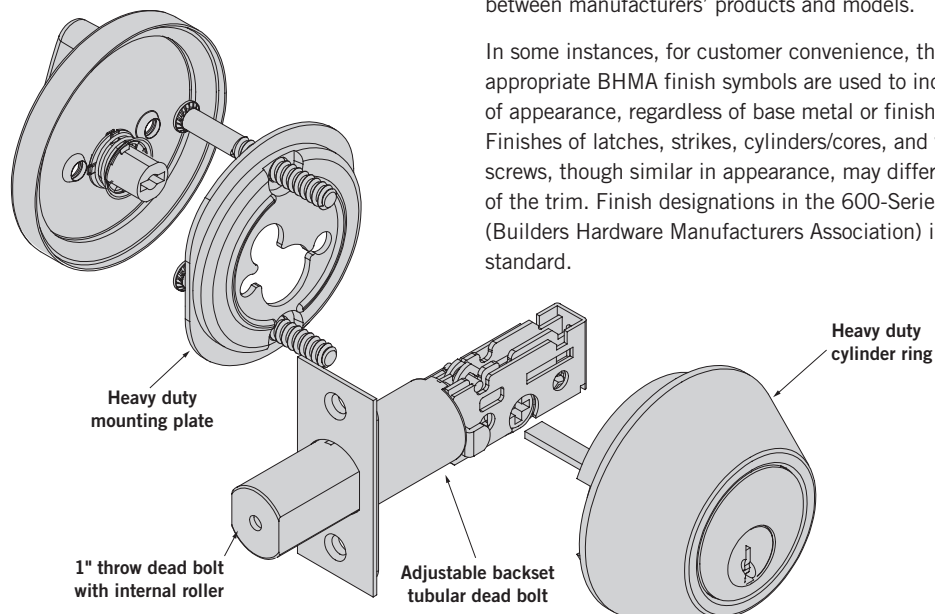
Chrome: 626 (Satin).

Stainless Steel: 629 (Bright) or 630 (Satin).

### Special Finish Notes:

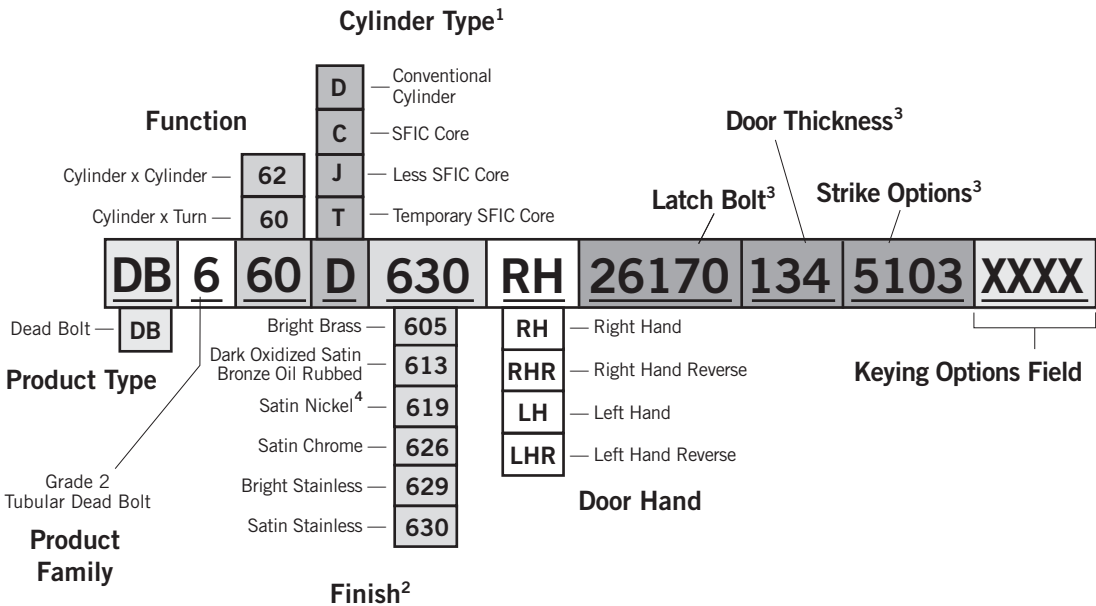
ANSI/BHMA A156.18 standards describe 613 Dark Oxidized Satin Bronze finish as a category B finish. B category finishes, "do not match from one alloy or form of material to the next and from one manufacturer to the next." The 613 finish may vary between manufacturers' products and models.

In some instances, for customer convenience, the most appropriate BHMA finish symbols are used to indicate similarity of appearance, regardless of base metal or finishing process. Finishes of latches, strikes, cylinders/cores, and visible mounting screws, though similar in appearance, may differ from the finish of the trim. Finish designations in the 600-Series are the BHMA (Builders Hardware Manufacturers Association) industry standard.

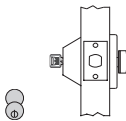
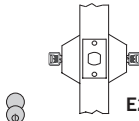




How to Order DB600 Series

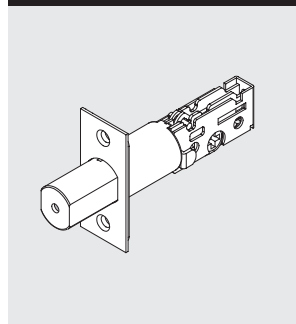


- 1. The Less Cylinder option is not available for the DB600 Series.
- 2. For split finishes, consult factory.
- 3. Example shows default values. Refer to Configuration Options section for full details.
- 4. 619 finish available for DB660 only.
- 5. Refer to **DORMA Price List** for full details.

FUNCTION	SERIES	OUTSIDE/INSIDE	DESCRIPTION
Cylinder × Turn	DB660	 E2152	<ul style="list-style-type: none"> <li>Dead bolt operated by key outside or by turn inside.</li> </ul>
Cylinder × Cylinder	DB662	 E2142	<ul style="list-style-type: none"> <li>Dead bolt operated by key either side.</li> </ul>



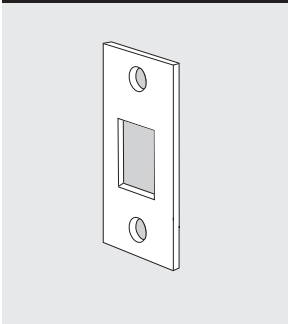
Indicates SFIC Core available.

**1" Throw Latch Bolt**

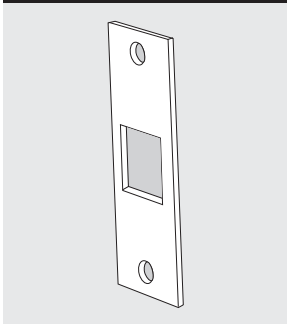
**26170** — 1-1/8" × 2-1/4" front, 1" diameter, 1" throw dead bolt with 2-3/8"-2-3/4" adjustable backset. Square corner. Standard for DB600 Series Dead Bolts.

**26171** — 1-1/8" × 2-1/4" front, 1" diameter, 1" throw dead bolt with 2-3/8"-2-3/4" adjustable backset. 1/4" radiused corner. Optional for DB600 Series Dead Bolts.

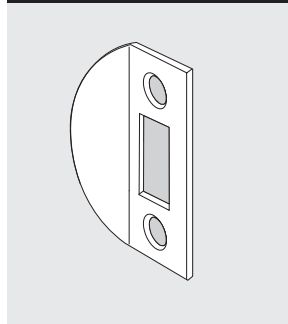
**26173** — 1" diameter, 1" throw dead bolt with 2-3/8"-2-3/4" adjustable backset. Drive in. Optional for DB600 Series Dead Bolts.

**Strike**

**5103** — 1-1/8" × 2-3/4" strike. No lip. Standard for DB600 Series Dead Bolts.

**ANSI Strike**

**5004** — 1-1/4" × 4-7/8" ANSI strike with dead bolt cutout. No lip. Optional for DB600 Series Dead Bolts.

**Full Lip Strike**

**5203** — 1-5/8" × 2-1/4" full lip strike with dead bolt cutout. 1-1/8" lip length. Optional for DB600 Series Dead Bolts.

**DORMA Group  
North America**  
www.dorma-usa.com

**DORMA Architectural Hardware**  
DORMA Drive, Drawer AC  
Reamstown, PA 17567-0411  
Telephone: (800) 523-8483  
Facsimile: (800) 274-9724  
E-mail: archdw@dorma-usa.com

**DORMA Canada**  
1680 Courtney Park Drive, Unit 13  
Mississauga, Ontario L5T 1R4  
Telephone: (800) 387-4938  
Facsimile: (905) 670-5850  
E-mail: sales@dormacanada.com

**DORMA Mexico, S. de R.L. de C.V.**  
Astrónomos 28, Col. Escandón  
México, D.F. 11800  
Del. Miguel Hidalgo  
Telephone: (52+55) 5272-6937  
Facsimile: (52+55) 5272-6948  
E-mail: operacion@dorma.com.mx