


## CX-12 SWITCHING NETWORK



CX-12

### FEATURES

- **NEW!** BI-DIRECTIONAL SEQUENCING MODE
- 3 ADJUSTABLE DELAYS, UP TO 30 SECONDS MAXIMUM
- EASY POTENTIOMETER ADJUSTMENT
- LED'S FOR VISUAL RELAY CONFIRMATION
- ACCEPTS WET OR DRY INPUTS
- 12 TO 24V AC/DC
- ONE SHOT DESIGN FOR SECURITY, OR MAINTAINED OUTPUT FOR SMOKE EVAC
- SPDT CONTACTS RATED AT 3 AMPS @ 30V DC
- INPUT FOR CONNECTION TO PHONE ENTRY SYSTEM

**More Features!** The CX-12 takes the CX-11 Ultra one step further by adding the capability of bi-directional door sequencing.

Another feature of the CX-12 is the ability to program the lock relay to follow the input from an access control system, or simple time clock. This feature allows the door to remain unlocked during business hours, while allowing the exterior push switch to remain in the circuit. So if pressed during this period, the door operator would open the door.

After hours, the input from the access control system is removed, and the door locks. Additionally the exterior wall switch is disabled by the CX-12. A key over-ride may be added for "after-hours" use that could just unlock the door, or unlock and open the door, (depending on how it is wired to the relay.)

### DESCRIPTION

**Camden Door Controls CX-12** switching network is an economical door interface relay. Relay 1 has an adjustable delay-on-release of 0-30 seconds. Relay 2 has a delay on-operate of 0-30 seconds, and delay-on-release of 0-30 seconds.

The CX-12 has been designed for high reliability and ease of use. Adjustments are made via simple yet effective potentiometers. The Form C relay outputs are rated at 3 amps @ 30V DC. Red LED's confirm the relay status.

The one shot design ensures that should an input (switch) ever stick closed, the unit will time out, thereby allowing the door to close and lock, enhancing security.

A simple jumper change converts operation to a maintained input and output.

A further setting converts the relay to a bi-directional door sequencer.

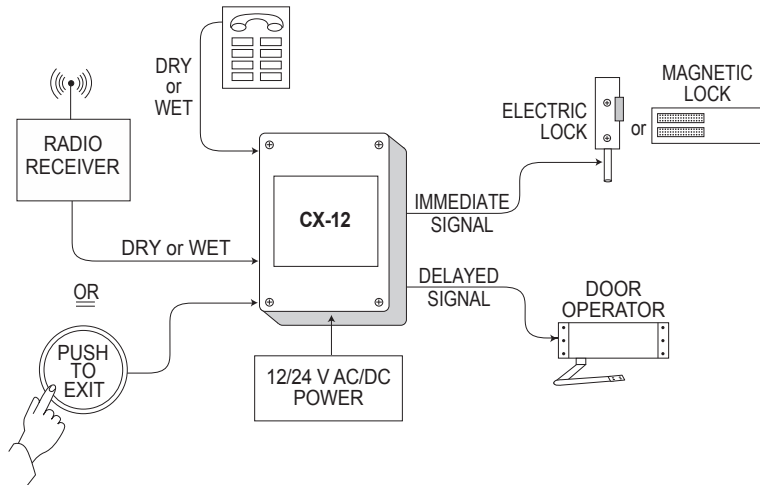
### APPLICATION

The CX-12 switching network is ideal for (de)energizing an electric strike (or electromagnet) then, after an adjustable time, activating an automatic door operator. It is also suitable for other timing functions such as door sequencing in one or both directions, or anywhere a high quality timing relay is required.

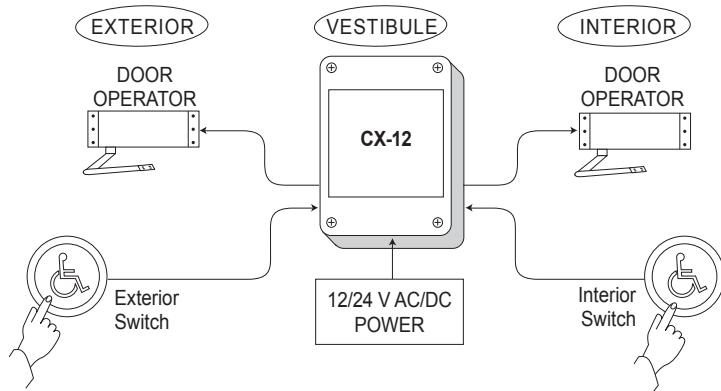
For smoke evac (fire door) application, a jumper change allows an extended trigger to send a maintained signal to the operator.

For Apartment Entry applications, a direct connection to the phone entry panel simplifies wiring, and eliminates the need for an isolating relay. This input unlocks the door, and energizes a vestibule convenience switch (if one is provided).

## TYPICAL APPLICATION



## DOOR SEQUENCER



## SPECIFICATIONS

<b>DIMENSIONS:</b>	3 1/4" H x 2 1/4" W x 3/4" D (83mm x 57mm x 19mm)
<b>MOUNTING:</b>	DOUBLE SIDED FOAM TAPE
<b>ENCLOSURE:</b>	WRAP AROUND SLEEVE
<b>OPERATING VOLTAGE:</b>	12 TO 24 VOLTS AC/DC
<b>CURRENT DRAW:</b>	20 MA IDLE, 60 MA OPERATING
<b>RESPONSE TIME:</b>	.3 SECONDS
<b>INPUT:</b>	2 WET + 2 DRY INPUTS
<b>OPERATION:</b>	ONE SHOT, MAINTAINED, OR SEQUENCING
<b>RELAY OUTPUTS:</b>	2 X FORM 'C' (SPDT)
<b>CONTACT RATING:</b>	3 AMPS @ 30V DC
<b>ELECTRICAL LIFE:</b>	100,000 @ RATED CAPACITY
<b>TIME DELAYS:</b>	DOR #1 - 1 - 30 SECOND DOO #2 - 1 - 30 SECONDS DOR #2 - 1 - 30 SECONDS

