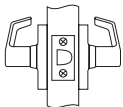
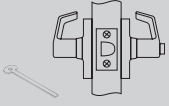
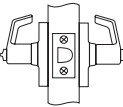
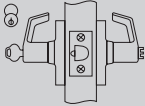
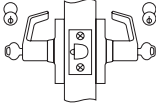
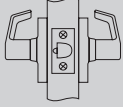

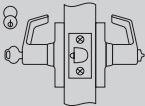
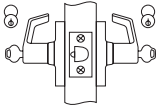


Functions

CL3100 Series

| Outside | Inside | Series/ Function | Type | ANSI No. | Function Description |
|---|--------|---------------------|------------------------------------|----------|--|
|  | | CL3110 | Passage or Closet | F75 | <ul style="list-style-type: none"> Latchbolt by lever either side. Both levers always free. |
|  | | CL3120 | Privacy, Bedroom or Bathroom | F76A | <ul style="list-style-type: none"> Throw-off latchbolt by lever. Outside lever locked by push button on inside lever. Outside lever unlocked by emergency release tool outside, by rotating inside lever or by closing door. Inside lever always free. |
|  | | CL3120H | Hospital Privacy | — | <ul style="list-style-type: none"> Outside lever locked by push button on inside lever. Outside lever unlocked by rotating thumbturn on outside lever and releasing inside push button. Rotating inside lever or closing door also unlocks outside lever. |
|  | | CL3129 | Hotel or Motel | F93 | <ul style="list-style-type: none"> Deadlocking latchbolt by lever inside or by key outside. Push button shuts out all keys except emergency key, and projects occupancy indicator in face of cylinder. Push button released by turning inside lever. Outside lever always locked. Inside lever always free. Not available with other manufacturers keyways Pushbutton will not depress unless door is in closed position Lockout key fixes pushbutton in locked position, shutting out all keys except emergency key. Lockout key ordered separately. |
|  | | CL3132 | Institutional or Utility | F87 | <ul style="list-style-type: none"> Deadlocking latchbolt by key either side. Should be used only in office or room with multiple entries. |
|  | | CL3140NT | Exit Latch | F89 | <ul style="list-style-type: none"> Deadlocking latchbolt by lever inside. Outside lever always locked. Inside lever always free. |
|  | | CL3150 | Half Dummy Trim | — | <ul style="list-style-type: none"> Lever acts as pull only; no operation. Lever is rigid. |
|  | | CL3151 | Entrance or Office | F81 | <ul style="list-style-type: none"> Deadlocking latchbolt by lever either side, except when turn button locks outside. Turning button locks outside lever, requiring key at all times. Turning inside lever does not unlock outside lever until button is manually turned to unlocked position. Inside lever always free. |
|  | | CL3152 | Classroom Intruder | — | <ul style="list-style-type: none"> Deadlocking latchbolt by inside lever or outside lever except when key inside or outside locks outside lever. Key in either lever locks or unlocks the outside lever except when inside locks the outside lever - then only the inside key can unlock the outside lever. The outside key only retracts the latchbolt unless the outside lever is unlocked by the inside key. Inside lever always free. |

 Indicates optional interchangeable core available; see Quick Codes, page 12.