

FALCON®

Locks

Product catalog




B Series

Grade 2, medium-duty cylindrical lever locks

When you need a tough, reliable lock at the right price point for a retail, industrial or multi-family project, you need a Falcon B Series lock. Our full line of Grade 2 locksets are a perfect replacement for existing locks, or a smart specification in new construction. With upgraded finishes, these locks deliver style as well as strength. Falcon B Series lock options include an interchangeable core that can be removed for quick, easy re-keying, and are compatible with SFIC products from other manufacturers. Most importantly, they're backed by one of the best names in the business.

Features



Specifications

B Series

Product specifications

ANSI/BHMA: Certified ANSI/BHMA A156.2, Series 4000, Grade 2.

UL: Listed for 3-hour fire door, A label.

Functions: 10 commercial functions available. See page 10 for details.

Finishes: 5 options available. See page 6 for finish color and comparative chart.

Door thickness: 1 ³/₈" to 2" standard. See price book for exceptions on communicating lock functions.

Backset: 2 ³/₄" standard. 2 ³/₈" and 5" also available (see price book).

Mechanism: Parts constructed of brass or cold formed steel, zinc plated and dichromated for rust resistance. Springs are stainless steel.

Attachment: Lock chassis secured to door by two screws which pass through a steel rose insert inside and thread directly into the outer rose mounting assembly.

Handing: Locks are non-handed.

Cylinders: Conventional cylinder, drilled with 6-pin chambers, pinned in 5 comes standard. Pinning in 6 chambers available (at no cost) when specified. Optional 7-pin conventional and 6- or 7-pin Small Format Interchangeable Core (SFIC) cylinders. Cylinder housings and plugs machined from solid brass. Springs are phosphor bronze. Two nickel silver keys furnished standard. See SFIC cylinder information on page 8 and B Series cylinder pages for additional options.

Keyways: "G" keyway standard on conventional cylinders. "A" keyway standard on SFIC cylinders. Additional options: Falcon, Schlage and many Best and Arrow keyways.

Trim: Roses are 3 ¹/₂" diameter, heavy wrought brass or bronze, installed over steel rose inserts which are through-bolted through door. Levers are pressure cast zinc (solid levers no inserts) material finished to match mating parts.

Latches: ¹/₂" bolt projection. UL (3-hour, A Label) listed. Latches have self-adjusting fronts to accommodate beveled or flat doors. 2 ³/₈" backset with 2 ¹/₄" x 1" latchfaces, 2 ³/₄" backset with 2 ¹/₄" x 1 ¹/₈" latchfaces. Deadlocking latches have a solid round bar stock DL bar preventing latch jamming and/or lock outs.

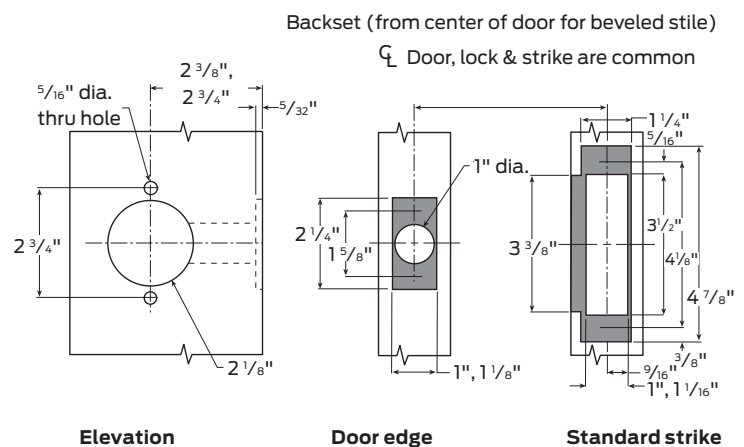
Strikes: 4 ⁷/₈" x 1 ¹/₄" ANSI strike with curved lip to meet ANSI A115.2 door frame preparation standard.

Screws: Furnished with combination screws for use in wood or metal doors and frames.

Architectural specifications

Key-in-lever cylindrical locksets shall be Falcon B Series or equal and meet the following requirements:

- All locks shall meet the ANSI/BHMA A156.2, Series 4000, Grade 2 test requirements for key-in-lever locksets.
- Locksets shall be UL Listed 3-hour, A Label.
- Lever trim shall have individual heavy-duty springs for lever return and to prevent lever sag. Trim shall be through-bolted with screws coated with thread sealant to provide strength and resistance to loosening.
- Roses shall be 3 ¹/₂" diameter.
- All lever designs shall be solid (no inserts) and meet the federal ADA and state disability requirements.
- Locksets shall adjust to fit door thickness from 1 ³/₈" to 2".
- All locksets shall be non-handed and not require field disassembly for re-handing.
- Preparation for door must be non-handed.
- Acceptable manufacturer: Falcon lock



Designs and styles

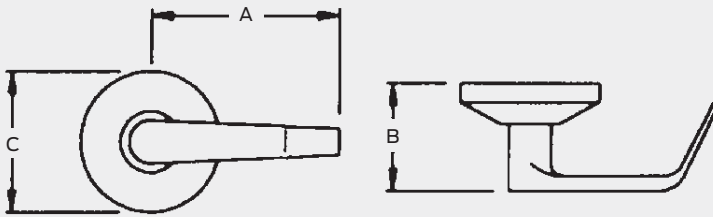
Lever styles

Levers are solid pressure cast zinc, finished to match mating parts. Roses are wrought brass or bronze installed over steel, through-bolted rose inserts. Levers are secured by a spring-loaded retainer. Retainer in keyed lever cannot be depressed without key.

Dane (D)



Quantum (Q)



Lever dimensions chart

Lever	A - width	B - projection	C - rose
Dane (D)	4 ⁵ / ₈ "	2 ⁵ / ₈ "	3 ¹ / ₂ "
Quantum (Q)	4 ⁵ / ₈ "	2 ⁵ / ₈ "	3 ¹ / ₂ "

Note: Return to door meets 1/2" requirement for Dane (D) and Quantum (Q) levers.

Abrasive strip levers

All levers are available with an abrasive strip along the inside length of the lever to identify entrances that may be to areas hazardous to the handicapped. To order, preface the design code with a 6 (example: 6D for Dane). Not available on 613 finish as abrasive strip will not hold.










Finishes

Available in BHMA 605, 606, 613, 625, and 626. See page 6 for finish color and comparative chart.

Ordering information

Finishes

The latest in modern techniques and equipment are used to apply the highest quality finish. Extra steps assure durable, consistent finishes and long, useful life.

Color	BHMA number	US number	Cylindrical				Unit	Mortise	Interconnect	Deadbolt		Housing faces	Cylinder faces
			T	K	B	W	RU	MA	H2	D100	D200		
 Bright brass	605	US3	■	■	■		■	■	■	■	Mortise and rim	SFIC	
 Satin brass	606	US4	■	■	■		■			■	Mortise and rim	SFIC Conventional	
 Oil rubbed bronze	613	US10B	■	■	■	■ ²	■			■	Mortise and rim	SFIC	
 Satin nickel	619	US15	■			■ ¹		■ ⁴	■		Mortise and rim		
 Matte black	622	US19	■			■ ¹		■ ⁴	■		Mortise and rim	SFIC Conventional	
 Bright chrome	625	US26	■	■	■		■		■	■		SFIC	
 Satin chrome	626	US26D	■	■	■	■	■		■	■	Mortise and rim	SFIC Conventional	
 Satin stainless steel	630	US32D						■ ⁵			Mortise and rim ³		
 Aged bronze	643e	US11	■			■ ¹		■ ⁴	■		Mortise and rim	SFIC	

¹ Finish available for lever options only.

² Finish available for Dane lever option only.

³ Also available in 629 bright stainless steel.

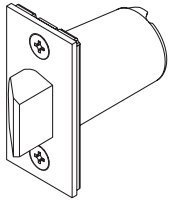
⁴ Knobs not available in 619, 622 and 643e finish.

⁵ Latitude, Longitude, Boardwalk and Boardwalk not available in 630 finish.

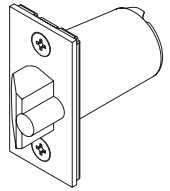
Although we apply the finest available protective plating and/or enamel coating to the surface of our products, these finishes have limitations and in time may deteriorate either from exposure to weather, pollution, perspiration, extremes of climate, frequency of use or other factors. Deterioration of these finishes is, therefore, not a defect, but a normal process which is unavoidable. Please reference product warranty for more information.

Options

Latches



1/2" projection



1/2" projection

Grade 1, UL listed

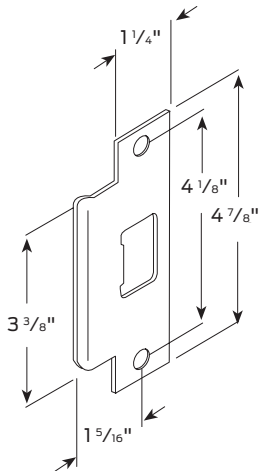
Specify	Backset	Function(s)	Description
57635	2 3/4"	301, 611	Square corner, 1 1/8" x 2 1/4", standard
57630	2 3/4"	301, 611	Square corner, 1" x 2 1/4"
57631	2 3/4"	301, 611	Radius corner (1/4"), 1" x 2 1/4"
57625	2 3/8"	301, 611	Square corner, 1 1/8" x 2 1/4"
57620	2 3/8"	301, 611	Square corner, 1" x 2 1/4"
57621	2 3/8"	301, 611	Radius corner (1/4"), 1" x 2 1/4"
57435	2 3/4"	All other	Square corner, 1 1/8" x 2 1/4"
57430	2 3/4"	All other	Square corner, 1" x 2 1/4"
57431	2 3/4"	All other	Radius corner (1/4"), 1" x 2 1/4"
57425	2 3/8"	All other	Square corner, 1 1/8" x 2 1/4"
57420	2 3/8"	All other	Square corner, 1" x 2 1/4"
57421	2 3/8"	All other	Radius corner (1/4"), 1" x 2 1/4"
A31727-005-00	5"	All functions	Backset extension link (use with 2 3/8" backset latches only)

Note: Specify finish - springlatches: 605, 613 or 630; deadlatches: 605, 612, 613 or 630. All latches for B Series locks are UL listed and have a 1/2" bolt projection.

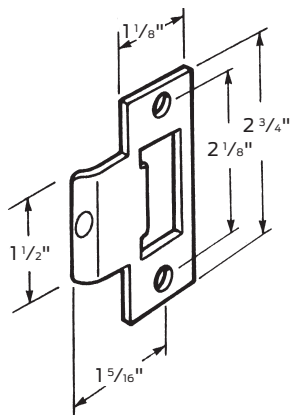
Springlatch or deadlatch

Strikes

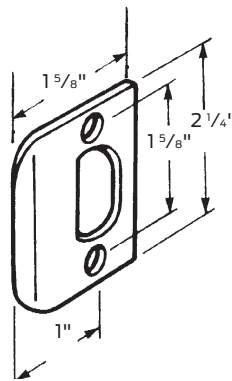
Locks furnished with a 1 1/4" x 4 7/8" ANSI Strike unless otherwise specified. Optional 1" deep ANSI steel dust box also available. Specify 005099-000-30.



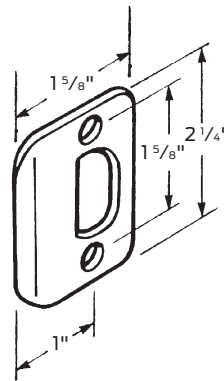
5164
ANSI prep A115.2 (standard)¹



01-046
T-strike square corner



01-049
Full lip, square corner



01-048
Full lip, 1/4" radius corner

1. For ANSI prep with 7/8" lip length order 5161.

Cylinders

B Series cylinders


Falcon Small Format Interchangeable Core (SFIC) cylinders

Falcon offers a wide selection of keyways in SFIC cylinder formats. Master keying is available and, in most cases, Falcon can even furnish cores master keyed into existing Best or Arrow key systems. See page 8 for details.

Conventional cylinders (Falcon keyways)

Catalog number	Description	
A23155-02	5-pin	For use in all B Series except B611*
A23155-06	5-pin	For use in B611*
A23165-02	6-pin	For use in all B Series except B611*
A23165-06	6-pin	For use in B611*

Note: The "G" keyway is standard and will be supplied unless otherwise specified.
Master keying is available for 2, 3, and 4 levels. Open keyways include E, H, K, L, and P.
If ordering cylinders as parts, specify finish: 606, 622 or 626.



Conventional cylinder

To order conventional cylinders in competitive keyways (6-pin)

When specifying a competitive cylinder, reference How-to-order page for correct cylinder suffix and be sure to list brand plus keyway under the "Keyway" section and the correct part number below in the "Other Requirements" area of the part number order string.

Brand	Keyway	O-Bit	KA	KD	Lock function
Corbin	60	A23167-013	-	A23167-13D	All except 611
		A23167-011	-	A23167-11D	611
Corbin Russwin	L4	A23174-013	-	-	All except 611
		A23174-011	-	-	611
Russwin	D1	A23168-013	-	A23168-13D	All except 611
		A23168-011	-	A23168-11D	611
Sargent	LA	A23166-013	-	A23166-13D	All except 611
		A23166-011	-	A23166-11D	611
Schlage	C	A23160-013	A23160-13A	A23160-13D	All except 611
		A23160-011	A23160-11A	A23160-11D	611
	E	A23159-013	-	-	All except 611
		A23159-011	-	-	611
Yale	8 (Para)	A23169-013	-	A23169-13D	All except 611
		A23169-011	-	A23169-11D	611

Note: Construction keying available. Reference page 9 for more information.

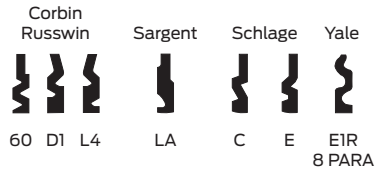
Ordering information

Large and small format keying

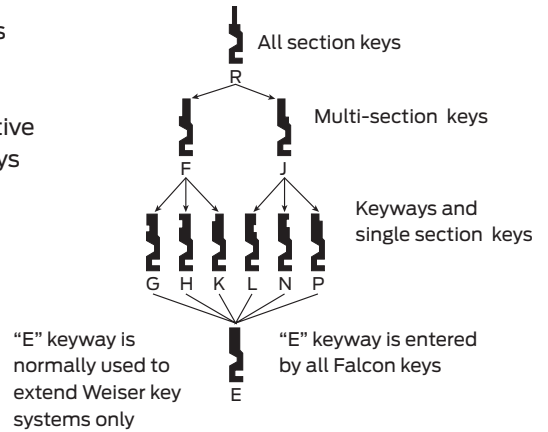
Conventional large format keyways

"G" keyway is standard for all Falcon conventional cylinders and will be supplied unless otherwise specified. The multiplex key system structure is used to expand keying systems which require more than one keyway.

Falcon bored locksets are also available with the most common competitive open keyways. Falcon does not offer master keying of competitive keyways with the exception of Schlage C keyway. For more information on large format keying options, please reference each lock series section.



Falcon multiplex key family



Small Format Interchangeable Core (SFIC) keyways



The "A" keyway is standard for SFIC products and will be supplied unless otherwise specified. Falcon keyways shown here are equivalent to Best and Arrow SFIC keyways of the same names.



Consult factory for restricted keyways not listed here. When ordering locks or cores master keyed into existing Best, Arrow or other compatible SFIC systems, a copy of the bitting list for the existing system is required with the order.

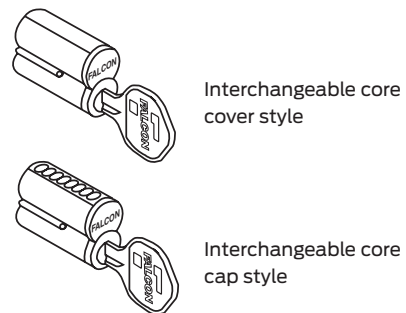
A2, A3 and A4 systems

Falcon master keying uses the A2 System (depths 0-9) standard. We can provide cores into competitors' A4 (depths 0-5) key systems but we generate new A4 systems solely at the discretion of our Key Systems Department. We do not support the A3 System (Depths 0-6). However, any Falcon core can be combined to A3 specs in the field.

SFIC cylinders

	Uncombined		Combined	
	6-pin	7-pin	6-pin	7-pin
Falcon cover style (standard)	C646	C647	C606	C607
Best style capping	CB846	CB847	CB806	CB807
No logo	C648	C649	C608	C609
No logo, Best capping	CB848	CB849	CB808	CB809

Note: The "A" keyway is standard and will be supplied unless otherwise specified. If ordering cylinders as parts, specify finish: 605, 606, 613, 622, 625, 626 or 643e.



Compatibility with competitors' SFIC cylinders

Falcon locksets also accept Schlage SFIC, Arrow (including Flex Core), Best (including PKS and Peaks), InstaKey, Kaba Peaks, Keymark and KSP cores. When specifying "B" for less SFIC cylinder, please note that these manufacturer's cylinders all fit the Falcon lever and spring cage configuration. The appropriate Falcon tailpiece will be provided with the lockset.

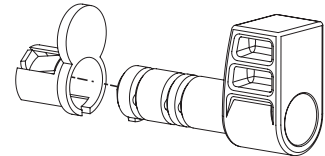
Ordering information

Construction keying options

Falcon offers various pathways to achieve either temporary or permanent cylinder construction keying. Temporary cylinder use is limited to small format keying since SFIC cylinders, by nature, are easily interchanged. Falcon conventional cylinders can be construction keyed using the "lost pin," (also known as "lost ball") method or the Falcon Blockokey® insert. In both cases, temporary construction keys are used with the permanent cylinders during construction to protect the integrity of the master key system. Once the project is complete, new owners can clear the cylinder of construction keying and begin to use the permanent operating keys.

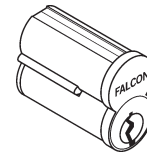
Disposable SFIC construction core (specify BDC as the cylinder suffix)

This disposable plastic core is intended for use only when security is not a concern. When inserted into the lever, knob or mortise housing, this keyless core simply acts as a thumbturn to retract the latch bolt. Perimeter or higher security areas should use the Falcon SFIC construction cylinder.



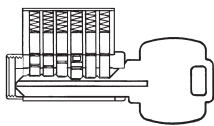
Refundable SFIC construction cylinders (specify H as the cylinder suffix)

Falcon brass construction cores are provided keyed alike to a combination unrelated to the permanent system's master key. Upon project completion, these cylinders are replaced with the permanent SFIC cylinders and returned to Allegion for credit.

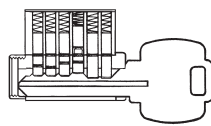


"Lost pin" conventional cylinders (specify "lost pin" or part 50-211 under additional details)

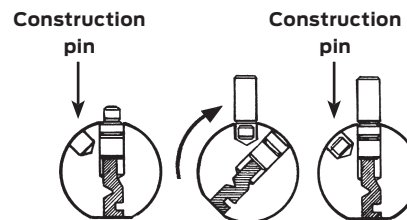
Lost pin uses the job site's permanent conventional cylinders supplied with a shallow hole in the side of the plug. An extra pin is inserted into the cylinder on top of one of the bottom pins. Use of a temporary construction key allows the pin to stay in the cylinder and still function normally as an operating key. Upon project completion, a master key inserted into the cylinder and rotated right will push the pin into the hole and eliminate any possible future use of the construction key.



Construction key use



Master key use

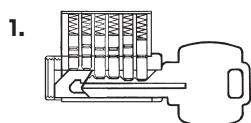


Locks with Blockokey® cylinder inserts

All locks for a specific project are provided with a key blocking insert and a special construction key. Duplicates of this key may be assigned by the building contractor to workmen and subcontractors as required. No regular change keys or Master keys are needed on the job. This eliminates the possibility of subsequent exposure from lost or stolen keys.

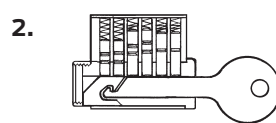
How to order locks with Blockokey® inserts

Simply add the word "Blockokey" (part 50-212) in the additional details section. Any Falcon conventional cylinder can be ordered with Blockokey inserts but there are some limitations on keyway availability. Check with customer service for details. Example: FAL-MA521PD-AG-619-RH-Blockokey



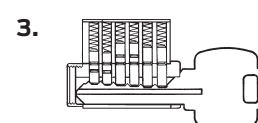
1. Construction key use

Lock cylinder is operated by the special "construction key." The last two pins in the cylinder are held inoperative by the key block.



2. Removal tool use

The special "construction key" is canceled out by removal of the key block. A key block removal tool is furnished with the Master keys for the locks. Simply push the removal tool into the keyway, then withdraw it to remove the block.



3. Change or master key use

Cylinder is now only operable by the regular change key or Master key.