




ASSA ABLOY

Experience a safer
and more open world



RK Series Cylindrical Locksets



RK Series Cylindrical Locksets



ASSA ABLOY

Features:

Construction – Cold rolled steel with zinc dichromate finish for corrosion resistance. Requires standard 2-1/8" (54mm) bore through door.

Backset – 2-3/8" (60mm) or 2-3/4" (70mm).

Door Thickness – Fits 1-3/8" (35mm) to 1-3/4" (44mm) doors standard.

Latch – Brass 1/2" (13mm) throw, UL Listed, guarded latchbolt on all locking functions.

Latch Front – 1" x 2-1/4" (25mm x 57mm) for 2-3/8" backset (60mm) or 1-1/8" x 2-1/4" for 2-3/4" (70mm) backset.

Exposed Trim – Brass or stainless steel. Roses are 2-1/2" (64mm) diameter. Total projection from face of door is 2-3/4" (70mm).

Strike – 4-7/8" ANSI (124mm), 2-3/4" (70mm) T strike, or 2-1/4" (57mm) full lip strike.

Cylinder – RK Series locksets are supplied standard with solid brass 6-pin cylinders pinned in 5 chambers with two brass keys. The Arrow AR keyway is standard with optional keyways, the Arrow sectional keyways and Schlage CS keyway. Keyed different is the standard with keyed alike, O-bit, and master keying available. Optional: Interchangeable core – lockset prepared for use with 6 or 7 pin interchangeable core. Supplied less core but packed with 6 and 7 pin tailpieces. Suffix "IC" to request Small Format Interchangeable Core prep.

Handing – Non-handed.

Packaging – 10 per case.





Warranty – Five Year Mechanical Warranty.

The RK Series has been enhanced to offer a wide variety of finishes and functions. The RK Series cylindrical locksets are an economical value for a variety of application. Perfect for multi-family housing markets, as well as light commercial applications.

Certification:

The RK Series has been designed to meet the requirements of ANSI, A156.2, Series 4000, Grade 2 UL Listed for use on 3 hour, A label single swinging doors.

Finishes:

Arrow Code	BHMA	U.S. Equiv.	Finish Description	
605	605	US3	Bright Brass	
606	606	US4	Satin Brass	
613E	613E	US10BE	Dark Oxidized Satin Bronze Equivalent	
629	629	US32	Bright Stainless Steel	
630	630	US32D	Satin Stainless Steel	
BSP	BSP	—	Black Suede Powder Coat	

WARNING

This product can expose you to lead which is known to the state of California to cause cancer and birth defects or other reproductive harm. For more information go to www.P65warnings.ca.gov.

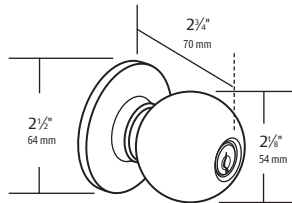
RK Series Cylindrical Locksets



ASSA ABLOY

Design:

Ball - BD



Interchangeable Core:

- Look for these symbols to indicate when the product is available in small format interchangeable core. Product prepared for use with 6 or 7 pin interchangeable core. Supplied less cylinder but packed with 6 and 7 pin tailpieces. Suffix "IC" to request Small Format Interchangeable Core prep.

Cylinders:

Solid brass 6-pin cylinder pinned 5 for RK and pinned in all 6 chambers for RL. The Arrow AR keyway is standard with optional keyways, the Arrow sectional keyways and Schlage CS keyway.

Tailpieces:


Part #	Series
1001-44	RL Series
550RK-44	RK Series



Cylinder Part
#100C-RK – RK Series
#600HD – RL Series

Functions:

ARROW STANDARD	FUNCTION		DESCRIPTION
RK01	Passage		Latchbolt operated by knob either side.
RK02	Privacy		Latch operated by knob either side except when outside knob is locked by pushing inside button. Outside knob unlocked by turning inside knob, using emergency key, or closing door. Inside knob always operates latch.
RK08	1/2 Dummy Trim		side of door only. Used as pull or to match active trim.
RK11	Entrance		Latchbolt operated by knob either side except when outside knob is locked by turn-button inside. When outside knob is locked, latchbolt operated by key outside or turning inside knob. Inside button must be manually released.
RK12	Storeroom		Outside knob always rigid. Latchbolt operated by key in outside knob, or by turning inside knob.
RK17	Classroom		Latchbolt operated by knob either side except when key outside locks outside knob. Inside knob always free. Key outside locks/unlocks outside knob only.

 Indicates lever rigid at all times.

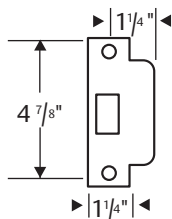
Latches & Strikes:

Latch Standards	UL Spring Latches	UL Dead Latches	Drive-In Latches	
2-3/8" Backset	#R72	#R70	#R74 Deadlatch	#R76 Springlatch
2-3/4" Backset	#R73	#R71	#R75 Deadlatch	#R77 Springlatch

Accessories:

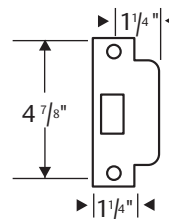
Strikes:

R62 Strike
Standard with
RL Series



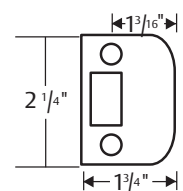
ASA
ANSI 115.2

R60 Strike
Standard with
RK Series



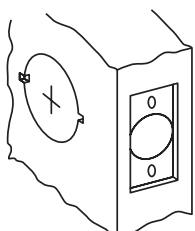
T
ANSI 115.3

R61 Strike



Installation:

161 prep for retrofit and secure installation.



Ordering Example:

Example: To order a RK Series entry function lockset with a Ball design knob, satin stainless steel finish, with a R60 strike, and 2-3/4" deadlocking latch, keyed different:

Specify:

Standard:

Series	Function	Design	Finish	Strike	Latch	Keying	Options (if required)
RK	11	BD	32D	R60	R71	KD	XXX

The ASSA ABLOY Group is the global leader in access solutions. Every day, we help billions of people experience a more open world.

ASSA ABLOY Opening Solutions leads the development within door openings and products for access solutions in homes, businesses and institutions. Our offering includes doors, frames, door and window hardware, mechanical and smart locks, access control and service.



ASSA ABLOY

Arrow Lock & Door Hardware
225 Episcopal Road
Berlin, CT 06037
Customer Service: 1-800-327-8539
Technical Product Support: 1-800-327-8539 X2
www.arrowlock.com