

**ROCKWOOD®**  
**ASSA ABLOY**

Experience a safer  
and more open world

# ROCKWOOD PRICE BOOK – ACCESSORIES

USA & CANADA PRICES EFFECTIVE MARCH 3, 2025

Table of Contents	Page #
Architectural Finishes	32
Angle Plates	28
Auxiliary Hardware	26
Card Holder	24
Coordinators	26
Corner Guards	20
Covers	27
Custom Strikes	28
Decals	24
Door Edges	20-21
Door Guards	24
Door Knockers & Viewers	24
Door Plates - Kick Plates/Armor Plates	29-31
Door Pulls	15-19
Door Silencers	24
Door Stops	22-23
Fasteners - Spare Parts	37-40
Filler Plates & Shims	28
Flush Bolts	26
Flush Bolts - Manual	23
Flush Pulls	14
Gate Latch	23
Gravity Door Coordinators	23
General Information	6-7
Hands Free Pulls	18
Latch Protectors	21
Mounting Details	33-36
Mounting Kits	41
Numeric Index	3-5
Overhead Holders & Stops	27
Pivots	28
Privacy Door Latch	24
Pull Plate Sets	13
Pull Plates	19-20
Push and Pull Bars	8
Push Plate Ordering Information	11
Push Plates	12-14
Roller Latches	23
Series 47 Push Bars	9
Series 47 Tubular Push & Pull Bars	10
Signs	25
Surface Bolts	23-24
Trim Protector Bars	28
Vandal Resistant Trim & Vandal Resistant Pulls	19
Wall Guard	24
Wrap Around Plates	21

**ROCKWOOD®**  
**ASSA ABLOY**

Experience a safer  
and more open world

USA & Canada Prices Effective March 3, 2025  
Check the websites for the most updated product information.

USA: 800 458 2424 • [www.rockwoodmfg.com](http://www.rockwoodmfg.com) | Canada: 800 461 3007 • [www.assaabloydss.ca](http://www.assaabloydss.ca)  
 Copyright © 2021-2025, ASSA ABLOY Accessories and Door Controls Group, Inc. All rights reserved. Reproduction in whole or in part without the express written permission of ASSA ABLOY Accessories and Door Controls Group, Inc. is prohibited.

No.	Description	Page
10-PB	Push Bar	8
10BO	Bracket for #10	8
11-PB – 18-PB	Push Bars	8
19-PB	Push Bar	8
20-PB – 23-PB	Pull Bars	8
25-PB – 26-PB	Push Bars	8
27-PB – 30-PB	Push Pull Bar Sets	8
31-PB – 32-PB	Pull Bars	8
33-PB – 34-PB	Push Bars	8
35-PB – 36-PB	Push Pull Bar Sets	8
40-PB – 42-PB	Screen Door Guards	8
43-PB – 45-PB	Push Bars	8
47-PB, -2-PB, -3-PB	Series 47 Push Bars	9
48-PB	Series 47 Push Bar	9
49-PB	Push Bar	10
50-PB	Pull Bar	8
51-PB	Push Bar	8
51BO	Bracket for #50	8
52-PB	Push Pull Bar Set	8
53-PB	Push Pull Bar Set	8
70 Series	Push Plates - .050" Thick	12
71 Series	Push Plates - .062" Thick	12
73 Series	Push Plates - .125" Thick	13
75 Series	Push Plates - .125" Thick	13
76 Series	Decorative Push Plates - .050" Thick	13
77 Series	Decorative Push Plates - .050" Thick	13
80 – 86	Push Plates - .050" Thick	14
87	Push Plate - .125" Thick	14
90, 90B	Cylinder Pulls	14
91-RKW – 93-RKW	Combination Push Pull Plates	14
94, 94BTB	Flush Pulls	14
94C	Flush Pull	14
94DLL, 94DLS	Dead Lock Flush Pulls	14
94L, 94P	Flush Pulls	14
94P x 94L	Flush Pull Set	14
95A, 95B	Flush Pulls	14
95R	Flush Pull - Round	14
96	Flush Pull	14
102-RKW	Straight Door Pull	15
102 x 70	Pull Plates	19
105	Straight Door Pull	15
105 x 70	Pull Plates	19
106-RKW	Straight Door Pull	15
106 x 70	Pull Plates	19
107	Straight Door Pull	15
107 x 70	Pull Plates	19
107 x 73B/73BL	Pull Plate Set	13
108 – 110-RKW	Straight Door Pull	15
110 x 70	Pull Plates	19

No.	Description	Page
110 x 73C/73CL	Pull Plate Set	13
110-6SP	Security Door Pull	15
111, 111A	Straight Door Pull	15
111 x 70	Pull Plates	19
111 x 73C/73CL	Pull Plate Set	13
112	Straight Door Pull	15
118	Straight Door Pull	15
120 – 122-RKW	Door Pulls	16
122 x 70	Pull Plates	19
123	Door Pull	16
123 x 70	Pull Plates	19
125-RKW	Door Pull	16
125 x 70	Pull Plates	19
126-RKW	Door Pull	16
126 x 70	Pull Plates	19
130-RKW – 132-RKW	Cast Door Pulls	16
132 x 70	Pull Plates	19
134-RKW – 137	Cast Door Pulls	16
137 x 70	Pull Plates	19
138 – 139	Cast Door Pulls	16
147, 147L	Cast Door Pulls	16
147 x 76, 77	Decorative Pull Plates	20
148	Cast Door Pull	16
148 x 76, 77	Decorative Pull Plates	20
149	Cast Door Pull	16
185	Offset Door Pull	18
190-RKW	Straight Door Pull	10
193	Hospital Door Pull	18
208	Wooden Door Pull	18
215, 215L	Tapered Door Pulls	18
290 – 296	Corner Guards	20
300 – 302B	Mortise Door Edges	20
304 – 307	Non-Mortise Door Edges	21
308 – 310B-BS	Overlapping Door Edges	21
320-RKW – 330	Latch Protectors	21
350WP	Wrap Around Plates	21
400 – 405	Solid Cast Wall Stops	22
406 – 409	Wrought Wall Stops	22
412 – 416	Solid Cast Wall Stops	22
426	Wall Stop	22
430-RKW	Solid Cast Wall Stop	22
431-RKW, 432W	Wall Stops	22
440 – 441	Low Dome Stops	22
441CU	Dome Stop Combination Unit	22
441H	Cast Universal Dome Stop	22
442 – 443	High Dome Stops	22
444	Cast Door Stop Riser	22
445, 445H	Heavy Duty Door Stops	22
446	Door Stop	22

USA & Canada Prices Effective March 3, 2025  
 Check the websites for the most updated product information.

USA: 800 458 2424 • [www.rockwoodmfg.com](http://www.rockwoodmfg.com) | Canada: 800 461 3007 • [www.assaabloydss.ca](http://www.assaabloydss.ca)

Copyright © 2021-2025, ASSA ABLOY Accessories and Door Controls Group, Inc. All rights reserved. Reproduction in whole or in part without the express written permission of ASSA ABLOY Accessories and Door Controls Group, Inc. is prohibited.



Experience a safer  
and more open world

No.	Description	Page	No.	Description	Page
449	Door Stop Riser.....	22	622VC	Viewer Cover for 622.....	24
455	Curved Roller Stop.....	22	624	160° Door Viewer w/Cover.....	24
456-RKW, 456L	Straight Roller Stops.....	22	626 – 629	190° Door Viewers w/Cover.....	24
458	Kick Down Door Stop.....	22	630 Series	Surface Bolts.....	24
459	Spring Loaded Plunger Stop.....	22	651	Card Holder.....	24
460 – 461L	Kick Down Door Stops.....	22	660, 661, 662-RKW	Decals.....	24
462 – 468-RKW	Heavy Duty Door Stops.....	22	670 Series	Engraved Signs.....	25
470 – 481	Door Stops.....	22	674H, 674L	Engraved Signs.....	25
481MP	Heavy Duty Mounting Plate.....	22	700 – 702	Hand Rail Brackets.....	26
482 – 485	Door Stops.....	22	790	Small Coat Hook.....	26
486	Angle Door Stop.....	22	796	Small Double Coat Hook.....	26
487	Heavy Duty Wall Stop.....	22	802, 806	Medium Coat Hooks.....	26
488 – 489	Door Stops.....	23	841	Ball Knob.....	26
490	Door Holder & Stop.....	23	845	Utility Pull.....	26
491-RKW – 494S	Automatic Door Holders & Stops.....	23	850 – 856-RKW	Wire Pulls.....	26
495	Concealed Magnetic Door Stop.....	23	860	Flush Cup Pull.....	26
505-RKW – 508	Cast Brass Door Stops.....	23	870	Wrought Flush Pull.....	26
517	Aluminum Door Stop.....	23	872	Cast Flush Pull.....	26
518 – 519	Cast Brass Door Stops.....	23	880	Cast Lever Edge Pull.....	26
520	Replacement Bumper.....	23	885	Concealed Edge Pull.....	26
525 – 526	Spring Base Door Stops.....	23	890 – 891	Pocket Door Pulls.....	26
528	Hinge Pin Stop.....	23	900 – 901	Magnetic Catches.....	26
550 Series	Lever Ext. Flush Bolt, Guide & Strike.....	23	910 – 911	Adjustable Ball Catches.....	26
554 Series	Rabbit Piece, Guide & Strike.....	23	1100	Carry Bar.....	26
555 Series	Lever Ext. Flush Bolt, Bolt Head, Guide & Strike.....	23	1700	Door Coordinator.....	26
555ROD	Optional Bolt Lengths.....	23	2600 Series	Door Coordinators.....	26
555 x BFB	Flush Bolt w/Bottom Fire Bolt.....	23	2805	Self Latching Flush Bolt (Top Only).....	26
556WS	Lever Ext. Wind Storm Flush Bolt.....	23	2840, 2842	Automatic Flush Bolt Sets.....	26
557 Series	Lever Ext. Flush Bolt & Strike.....	23	2845	Combination Flush Bolt Set.....	26
570	Dust Proof Strike.....	23	2848, 2849	Flush Bolts w/Bottom Fire Bolt.....	26
576, 576B	Gravity Door Coordinator.....	23	2905	Self Latching Flush Bolt (Top Only).....	26
580 Series	Surface Bolts.....	23	2940, 2942	Automatic Flush Bolt Set.....	26
582 Series	Surface Bolts.....	23	2945	Combination Flush Bolt Set.....	26
585 Series	Heavy Duty Surface Bolts.....	23	2948, 2949	Flush Bolts w/Bottom Fire Bolt.....	26
590 – 594	Roller Latches.....	23	2960, 2962	Automatic Flush Bolts.....	26
602	Secret Gate Latch.....	23	11047, -2, -3	Straight Push Pull Bar Sets.....	9
603 – 604 Shim	Door Guards w/Shim.....	24	11147, -2, -3	Straight Push Pull Bar Sets.....	9
605, 605SMS	Door Guard Protection Plates.....	24	111A47, -2, -3	Straight Push Pull Bar Sets.....	9
606-RKW	Wall Guard.....	24	11247, -2, -3	Straight Push Pull Bar Sets.....	9
PDLAA	Privacy Door Latch.....	24	11847	Straight Push Pull Bar Set.....	9
608-RKW – 609	Door Silencers.....	24	19049	Straight Single Bar Set.....	10
611	Door Knocker.....	24	AP1007 – AP1141	Safer2Open™ Arm Pulls.....	18
614, 614V	Door Knockers.....	24	BF97, BF97L	Barrier Free Flush Pulls.....	14
619	160° Door Viewer.....	24	BF150 – BF159	90° Offset Door Pulls.....	17
620	160° Door Viewer.....	24	BF156 – BF159 C17	90° Offset Door Pull Sets.....	17
620VC	Viewer Cover for 619.....	24	BF160 – BF169	45° Offset Door Pulls.....	18
621	160° Door Viewer.....	24	BF195	Offset Door Pull.....	10
622	190° Door Viewer.....	24	BF257 – BF260	Heavy Duty Offset Door Pulls.....	19
			BF680 Series	Engraved Signs w/Braille.....	25



Experience a safer  
and more open world

USA & Canada Prices Effective March 3, 2025  
Check the websites for the most updated product information.

USA: 800 458 2424 • [www.rockwoodmfg.com](http://www.rockwoodmfg.com) | Canada: 800 461 3007 • [www.assaabloydss.ca](http://www.assaabloydss.ca)  
Copyright © 2021-2025, ASSA ABLOY Accessories and Door Controls Group, Inc. All rights reserved. Reproduction in whole or in part without the express written permission of ASSA ABLOY Accessories and Door Controls Group, Inc. is prohibited.

No.	Description	Page
BF683 – BF689	ADA Tactile Signs w/Braille .....	25
BF15647, -2, -3	Offset Push Pull Bar Sets.....	9
BF15747, -2, -3	Offset Push Pull Bar Sets.....	9
BF157A47, -2, -3	Offset Push Pull Bar Sets.....	9
BF15847, -2, -3	Offset Push Pull Bar Sets.....	9
BF15947	Offset Push Pull Bar Set .....	9
BF19549	Offset Single Bar Set .....	10
BFLG10 – BFLG16	Latch Guard Covers .....	27
BFM624, BFM625	All Gender Restroom Signs.....	25
BFM682 – BFM689	Tactile ADA Molded Plastic Signs w/Braille .....	25
BFRC12, BFRC24	Vertical Rod Covers .....	27
BP47, -2, -3	Series 47 Push Bars w/Base Plate.....	9
CP10 – CP10HD	Pivots - Standard Head .....	28
CP40 – CP40HD	Pivots - Standard Floor .....	28
CPK2840	Cover Plate Kit .....	26
CS Series	Custom Strikes.....	28
D89	Security Flush Pull.....	14
DI33-RKW	Security Loop Door Pull.....	16
DF86	Door Edge Filler Plate.....	28
DFF4	Frame Hinge Filler Plates.....	28
DFF5	Frame Hinge Filler Plates.....	28
DHF4B	Door Hinge Filler Plates.....	28
DHF4S	Door Hinge Filler Plates.....	28
DHF5B	Door Hinge Filler Plates.....	28
DHF5S	Door Hinge Filler Plates.....	28
FB-1, -2	Filler Bars .....	26
FBF48	Flush Bolt Filler Plate.....	28
FBS48	Flush Bolt Strike Filler Plate .....	28
FC161	Door Face Filler Plate.....	28
FD160	Door Face Filler Plate.....	28
FP1230	Foot Pull.....	18
HD2230	Heavy Duty Trim Protector Bars .....	28
HD2240	Heavy Duty Trim Protector Bars .....	28
HD2250	Heavy Duty Trim Protector Bars .....	28
HS42	4 Hinge Shims .....	28
HS44	4 ½" Hinge Shims.....	28
HS52	5" Hinge Shims .....	28
HS54	5" Hinge Shims .....	28
K1038	Metal Door Plate - .038" Thick.....	30
K1050, K1050F	Metal Door Plates - .050" Thick.....	30
K1050-1 – K1050-8	Shaped Metal Door Plates - .050" Thick .....	31
K1050A-1 – K1050A-8	Shaped Metal Door Plates - .050" Thick.....	31
K1062	Metal Door Plate - .062" Thick.....	30
K1125	Metal Door Plate - .125" Thick.....	30
K2060 Series	Plastic Door Plates - .060" Thick.....	30
K2125 Series	Plastic Door Plates - .125" Thick.....	30

No.	Description	Page
K3125	Laminate Plastic Door Plate - .125" Thick .....	30
K4125	Clear Plastic Door Plate - .125" Thick .....	30
KB1150 – KB1152	Angle Plates - .050" Thick.....	28
KIT Series	Mounting Kits for Door Pulls.....	41
LA86	Latch Adapter Plate.....	28
LF161	Door Edge Filler Plate.....	28
OH100	HD Concealed Overhead Stops.....	27
OH200	Concealed Overhead Holders & Stops .....	27
OH900	HD Surface Overhead Stops.....	27
OH1000	Surface Overhead Holders & Stops.....	27
PDLAA	Privacy Door Latch .....	24
R101LPB	Trim Protector Bars.....	28
R102LPB	Trim Protector Bars.....	28
R111LPB	Trim Protector Bars.....	28
R112LPB	Trim Protector Bars.....	28
R115LPB	Trim Protector Bars.....	28
R116EDPH	Exit Device Protector.....	28
R116EDPL	Exit Device Protector.....	28
SD1230	Standard Duty Trim Protector Bar .....	28
SD1240	Standard Duty Trim Protector Bar .....	28
SD1250	Standard Duty Trim Protector Bar .....	28
SD1260	Standard Duty Trim Protector Bar .....	28
SF160	Strike Filler Plate.....	28
SFASA	Strike Filler Plate.....	28
SFB160	Strike Filler Plate.....	28
SP47	Series 47 Push Bar.....	9
SP1001 – SP1079	Fasteners - Spare Parts.....	37-40
T47, -2, -3	Tubular Push Bars.....	10
T110 – T118	Tubular Door Pulls .....	15
T110 x 70	Tubular Pull Plates.....	20
T111 x 70	Tubular Pull Plates.....	20
T11047	Tubular Straight Push Pull Bar Sets .....	10
T11147	Tubular Straight Push Pull Bar Sets .....	10
T111A47	Tubular Straight Push Pull Bar Sets .....	10
T11247	Tubular Straight Push Pull Bar Sets .....	10
T11847	Tubular Straight Push Pull Bar Set.....	10
TBF156 – TBF159	Tubular 90° Offset Door Pulls.....	17
TBF156 – TBF159 C17	Tubular 90° Offset Door Pull Sets.....	17
TBF15647	Tubular Offset Push Pull Bar Sets .....	10
TBF15747	Tubular Offset Push Pull Bar Sets .....	10
TBF157A47	Tubular Offset Push Pull Bar Sets .....	10
TBF15847	Tubular Offset Push Pull Bar Sets .....	10
TBF15947	Tubular Offset Push Pull Bar Set.....	10
Type 1 – Type 18	Mounting details.....	33-36
VRP30	Vandal Resistant Pull.....	19
VRT12 – VRT26	Vandal Resistant Trim.....	19

USA & Canada Prices Effective March 3, 2025

Check the websites for the most updated product information.

USA: 800 458 2424 • www.rockwoodmfg.com | Canada: 800 461 3007 • www.assaabloydss.ca

Copyright © 2021-2025, ASSA ABLOY Accessories and Door Controls Group, Inc. All rights reserved. Reproduction in whole or in part without the express written permission of ASSA ABLOY Accessories and Door Controls Group, Inc. is prohibited.

**ROCKWOOD®**

**ASSA ABLOY**

Experience a safer  
and more open world

## Ordering Information

This price list cancels and supersedes all prior listings.

Orders are accepted with the understanding that they will be billed at prices in effect at time of shipment.

Prices are subject to change without notice.

We reserve the right to decline the whole or part of orders in which the price or quantity of goods is not acceptable to us.

## Easy Order Placement

### USA:

By Phone: 1-800-458-2424 Monday through Thursday 8:00 am ET to 7:30 pm ET, Friday 8:00 am ET to 5:00 pm ET

By Fax: Orders may be faxed to 1-800-922-9212

By Email: [orders.rockwood@assaabloy.com](mailto:orders.rockwood@assaabloy.com)

By Internet: <http://extranet.assaabloydss.com/> and select Order Entry under the Customer Service Menu

### Canada:

By Phone: 1-800-461-3007 Monday through Friday 8:00 am ET to 5:00 pm ET

By Fax: Orders may be faxed to 1-800-461-8989

By Email: [cavau-orders@assaabloy.com](mailto:cavau-orders@assaabloy.com)

By Internet: <http://extranet.assaabloydss.ca/> and select Order Entry under the Customer Service Menu

## Terms and Conditions of Sale

Terms: 1% 15 days, net 30 days

Remit Payment To: PNC Bank/Rockwood, PO Box 644489, Pittsburgh, PA 15264-4489

For Terms & Conditions and Warranty information pertaining to product sales in Canada, please visit [www.assaabloy.ca/terms](http://www.assaabloy.ca/terms)

## Freight Policy

**Freight Terms Continental US:** All orders are F.O.B. factory via the most economical routing. Purchaser assumes the risk of loss or damage in transit.

- **Standard Freight:** For NET orders of \$2,000 or more, freight will be prepaid.
- **Long Length Freight:** All shipments that exceed 96" in packaged length must be shipped LTL. A surcharge fee of \$150 will be applied to all Net orders below \$3,000.
  - Add 4" to the length of the product for finish package length.
- **Extreme Length Freight:** All shipments between 144" – 216" in packaged length must be shipped LTL. A surcharge fee of \$400 will be applied to all orders.

**Freight Terms Alaska & Hawaii:** All orders are F.O.B. factory via the most economical routing. Purchaser assumes the risk of loss or damage in transit.

- **Standard Freight:** For NET orders of \$2,750 or more, freight will be prepaid.
- **Long Length Freight:** All shipments that exceed 96" in packaged length must be shipped LTL. A surcharge fee of \$250 will be applied to all Net orders below \$3,750.
  - Add 4" to the length of the product for finish package length.
- **Extreme Length & Bulky Freight:** Actual Freight will be charged. Please contact for a freight estimate.

QuickShip is a US only program.

## Special Order Material

Special items made to your specifications are not returnable. These items are not subject to cancellation without consideration of expense involved at the cancellation date.

## Samples

Salable samples will be charged at regular prices.

## Returned Goods

Return no merchandise without written permission from the factory. Authorization will ensure your receiving proper credit. Errors in shipping may occasionally occur. If this is the case immediately notify the factory, and we will gladly make the proper adjustments. If the error is at the customer's end, a minimum charge of 25% plus freight will be incurred for handling. Unauthorized claims for labor or charges will not be allowed. No credit will be allowed beyond six months after invoice date.

## Shortages

Claims for shortages must be made within 30 days of invoice date.

## Templates

Upon request we will furnish templates for any of our standard items of manufacture. Commonly used templates are available on our website at [www.rockwoodmfg.com](http://www.rockwoodmfg.com).

## Product Weight Information

NOTE: Weights indicated throughout the price list are approximate for brass, bronze or stainless steel base material. Aluminum base materials weigh approximately 1/3 the listed weights.

## Engraving

Engraving may be added on many pulls and plates. Call factory for pricing.

**For Terms and Conditions as well as Warranty information pertaining to product sales in Canada, please visit [www.assaabloy.ca/terms](http://www.assaabloy.ca/terms).**

**ROCKWOOD®**  
**ASSA ABLOY**

Experience a safer  
and more open world

USA & Canada Prices Effective March 3, 2025  
Check the websites for the most updated product information.

USA: 800 458 2424 • [www.rockwoodmfg.com](http://www.rockwoodmfg.com) | Canada: 800 461 3007 • [www.assaabloydss.ca](http://www.assaabloydss.ca)  
Copyright © 2021-2025, ASSA ABLOY Accessories and Door Controls Group, Inc. All rights reserved. Reproduction in whole or in part without the express written permission of ASSA ABLOY Accessories and Door Controls Group, Inc. is prohibited.

## Export Control and Sanctions

The Customer represents and warrants to Rockwood that it will always act in compliance with Economic Sanctions and Export Control Laws, and that:

1. neither the Customer, its affiliates, or any of their respective directors, officers, employees nor, so far as the Customer is aware, any agents or other persons acting on behalf of any of the foregoing:
  - a. is, or has been, a Listed Person;
  - b. has engaged in any business dealings or activities that would reasonably be expected to result in it becoming a Listed Person;
  - c. directly or indirectly, has conducted or is conducting any business dealings or activities with or for the benefit of, or is otherwise involved in any business with a Listed Person, or otherwise acting in violation of Economic Sanctions and Export Control Laws;
  - d. has engaged or is engaging in any transaction that circumvents, evades or avoids, or has the purpose or effect of circumvention, evading or avoiding, or attempts to violate, any Economic Sanctions and Export Control Laws; or
  - e. is, or has been, in violation of, or subject to, any investigation or enquiry by, or on behalf of, any governmental or other regulatory body relating to Economic Sanctions and Export Control Laws.
2. the Customer shall act in compliance with Economic Sanctions and Export Control Laws, and shall not sell nor re-export the Product without all requisite licenses and approvals under Economic Sanctions and Export Control Laws;
3. the Customer shall not sell, export or re-export, the Product, directly or indirectly, to the Russian Federation or Belarus or for use in the Russian Federation or Belarus (whether or not permitted under Economic Sanctions and Export Control Laws applicable to the Customer);
4. the Customer shall undertake its best efforts to ensure that the purpose of this Clause is not frustrated by any third parties further down the commercial chain, including by possible resellers;
5. the Customer agrees to (i) cascade the contractual obligations set forth in this Clause. in contracts with third parties, including possible resellers, further down the commercial chain.; and (ii) set up and maintain an adequate monitoring mechanism to detect conduct by any third parties further down the commercial chain, including by possible resellers, that would frustrate the purpose of this Clause;
6. the representations and warranties set forth in Clause 10 above shall always remain true and correct;
7. the Customer will provide written notice to Rockwood as promptly as possible and in any event within five business days, if (i) any representation or warranty should cease to be true at any time., or (ii) the Customer should encounter any problems in applying Clauses b)- e), above, including any relevant activities by third parties that could frustrate the purpose of said clause; and
8. the Customer will not engage in any transaction for Military End-Use unless explicitly approved by Rockwood.
9. the Customer will provide all information relating to requests for Products, that the Customer suspects could violate or circumvent Economic Sanctions and Export Control Laws, including requests from or on behalf of a Listed Person, and other attempts to acquire Rockwood products in violation of Economic Sanctions and Export Control Laws. The Customer will, to the best of its abilities, cooperate with Rockwood to facilitate compliance with Economic Sanctions and Export Control Laws and will upon Rockwood's request provide Rockwood with true, complete and correct copies of all documentation relating to any business dealings involving the Product, including but not limited to, end-user certifications, information concerning compliance with the obligations under Clause. b)- e), and other information as may be required by Rockwood within two weeks of the simple request of such information.

Rockwood shall not be obliged to make any payment or take any other action if Rockwood believes in good faith that such action may constitute a violation, contribute to a violation, or constitute a circumvention of any Economic Sanctions and Export Control Laws.

## Compliance with Anti-Trust, Anti-Corruption and Data Privacy Laws

The Customer, its directors, officers, and employees shall perform their obligations under these Terms and Conditions in full compliance with the ASSA ABLOY Code of Conduct which is accessible online at: [CoC Business partner 2019 English.pdf](#)

USA & Canada Prices Effective March 3, 2025  
Check the websites for the most updated product information.

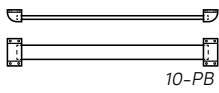
USA: 800 458 2424 • [www.rockwoodmfg.com](http://www.rockwoodmfg.com) | Canada: 800 461 3007 • [www.assaabloydss.ca](http://www.assaabloydss.ca)

Copyright © 2021-2025, ASSA ABLOY Accessories and Door Controls Group, Inc. All rights reserved. Reproduction in whole or in part without the express written permission of ASSA ABLOY Accessories and Door Controls Group, Inc. is prohibited.

**ROCKWOOD®**  
**ASSA ABLOY**

Experience a safer  
and more open world

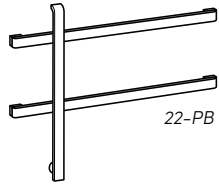
## Push and Pull Bars



10-PB



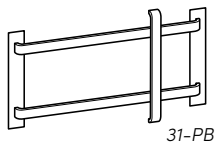
19-PB



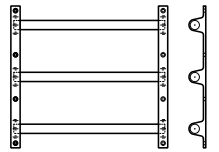
22-PB



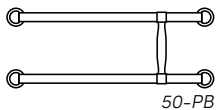
25-PB



31-PB



40-PB



50-PB

Push and Pull Bars							
Part	28/628	3/605 4/606	10/612 10B/613	10BE/BSP	26/625 26D/626	32D/630	32DMS
10-PB		599.00	599.00	684.00	578.00		
10BO		189.00	189.00	221.00	187.00		
11-PB	263.00	494.00	564.00	347.00	545.00	252.00	268.00
12-PB	263.00	494.00	564.00	347.00	545.00	252.00	268.00
14-PB	263.00	564.00	630.00	380.00	612.00	273.00	291.00
15-PB	263.00	564.00	630.00	380.00	612.00	273.00	291.00
18-PB	263.00	564.00	630.00	380.00	612.00	273.00	291.00
19-PB	263.00	564.00	630.00	380.00	612.00	273.00	291.00
20-PB	644.00	1,296.00	1,507.00	832.00	1,458.00	602.00	618.00
21-PB	730.00	1,398.00	1,715.00	927.00	1,663.00	668.00	687.00
22-PB	741.00	1,471.00	1,677.00	960.00	1,628.00	691.00	709.00
23-PB	788.00	1,577.00	1,888.00	1,007.00	1,834.00	726.00	744.00
25-PB	253.00	494.00	564.00	301.00	545.00	215.00	233.00
26-PB	263.00	527.00	630.00	315.00	612.00	226.00	246.00
27-PB	1,134.00	2,272.00	2,622.00	1,432.00	2,544.00	1,032.00	1,049.00
28-PB	1,251.00	2,448.00	2,973.00	1,555.00	2,886.00	1,086.00	1,138.00
29-PB	1,238.00	2,553.00	2,796.00	1,555.00	2,712.00	1,120.00	1,138.00
30-PB	1,308.00	2,622.00	3,147.00	1,278.00	3,052.00	1,177.00	1,194.00
31-PB	645.00	1,394.00	1,556.00	1,040.00	1,511.00	748.00	766.00
32-PB	680.00	1,421.00	1,594.00	1,066.00	1,546.00	766.00	786.00
33-PB	560.00	1,106.00	1,239.00	813.00	1,204.00	585.00	605.00
34-PB	593.00	1,149.00	1,287.00	838.00	1,247.00	605.00	622.00
35-PB	956.00	2,498.00	2,790.00	1,853.00	2,710.00	1,336.00	1,351.00
36-PB	981.00	2,567.00	2,874.00	1,904.00	2,809.00	1,368.00	1,387.00
40-PB		519.00	519.00	532.00	502.00		
41-PB		368.00	368.00	378.00	356.00		
42-PB		266.00	266.00	273.00	257.00		
43-PB	299.00	824.00	985.00	672.00	954.00	483.00	502.00
44-PB	277.00	770.00	924.00	633.00	896.00	457.00	474.00
45-PB	260.00	698.00	837.00	599.00	812.00	432.00	448.00
50-PB		688.00	753.00	775.00	728.00		
51-PB		277.00	303.00	314.00	293.00		
51BO		54.00	61.00	63.00	59.00		
52-PB		1,231.00	1,350.00	1,389.00	1,311.00		
53-PB		235.00	264.00	273.00	255.00		

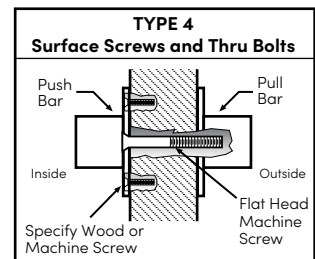
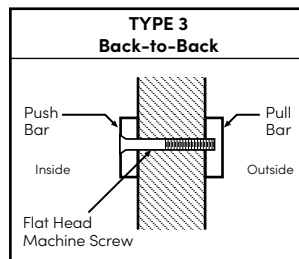
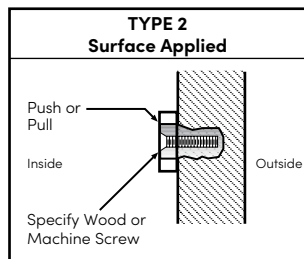
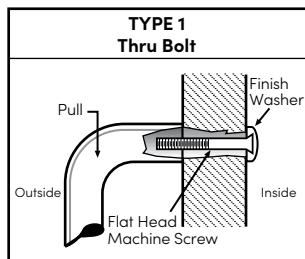
## Push & Pull Extra Length Bars

Extra Length Bars						
Description	28/628	3/605 4/606	10/612 10B/613	10BE/BSP	26/625 26D/626	32D/630
Over ¾" thru 1 ½"	4.50	7.90	9.20	10.40	7.90	6.90
Over 1 ½" thru 3"	5.90	10.60	11.90	14.40	10.60	9.60

Bars over 36" add per inch the following additional cost.

## Mounting Types for Push Bars 10 through 45 and 50, 51, 52

Mounting charge included in list price.



**ROCKWOOD®**  
**ASSA ABLOY**

Experience a safer  
and more open world

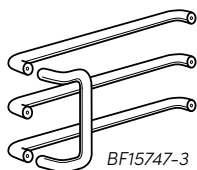
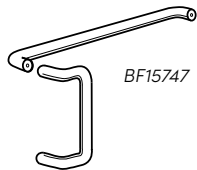
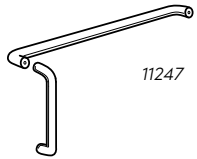
USA & Canada Prices Effective March 3, 2025  
Check the websites for the most updated product information.

USA: 800 458 2424 • [www.rockwoodmfg.com](http://www.rockwoodmfg.com) | Canada: 800 461 3007 • [www.assaabloydss.ca](http://www.assaabloydss.ca)  
Copyright © 2021-2025, ASSA ABLOY Accessories and Door Controls Group, Inc. All rights reserved. Reproduction in whole or in part without the express written permission of ASSA ABLOY Accessories and Door Controls Group, Inc. is prohibited.



# Series 47 Push Bars

Series 47 Push Bars												
Part	28/628	313/710 314 315/711	3/605 4/606	10/612 10B/613	10BE/ BSP	26D/626	26/625	32D/630	32/629	32DMS	32D316	32316
<b>SP47</b>	144.00	173.00	398.00	498.00	470.00	382.00	382.00	344.00	386.00	365.00	522.00	561.00
<b>47-PB</b>	88.00	99.00	318.00	418.00	435.00	314.00	327.00	211.00	243.00	374.00	542.00	567.00
<b>47-2-PB</b>	245.00	299.00	759.00	759.00	883.00	735.00	735.00	622.00	700.00	709.00	996.00	1,044.00
<b>47-3-PB</b>	364.00	364.00	1,138.00	1,138.00	1,322.00	1,105.00	1,105.00	933.00	1,050.00	1,062.00	1,491.00	1,568.00
<b>48-PB</b>	124.00	145.00	298.00	353.00	279.00	290.00	290.00	191.00	246.00	256.00	321.00	367.00
<b>BP47</b>	196.00	221.00	445.00	445.00	511.00	431.00	431.00	378.00	408.00	394.00	573.00	597.00
<b>BP47-2</b>	393.00	443.00	952.00	952.00	1,100.00	924.00	924.00	812.00	876.00	882.00	1,213.00	1,261.00
<b>BP47-3</b>	511.00	591.00	1,350.00	1,350.00	1,565.00	1,311.00	1,311.00	1,149.00	1,243.00	1,257.00	1,736.00	1,810.00
<b>Straight Single Bar Sets</b>												
<b>11047</b>	138.00	161.00	437.00	555.00	583.00	436.00	446.00	290.00	341.00	501.00	732.00	787.00
<b>111A47</b>	190.00	224.00	573.00	638.00	637.00	553.00	553.00	457.00	507.00	505.00	743.00	794.00
<b>11147</b>	141.00	162.00	453.00	573.00	600.00	445.00	461.00	300.00	348.00	518.00	666.00	756.00
<b>11247</b>	144.00	163.00	463.00	595.00	620.00	461.00	475.00	306.00	357.00	531.00	778.00	833.00
<b>11847</b>	198.00	238.00	636.00	701.00	683.00	616.00	616.00	500.00	550.00	548.00	793.00	838.00
<b>Straight Double Bar Sets</b>												
<b>11047-2</b>	212.00	242.00	704.00	1,406.00	1,028.00	713.00	721.00	809.00	890.00	828.00	1,174.00	1,243.00
<b>111A47-2</b>	257.00	302.00	831.00	1,479.00	1,034.00	812.00	819.00	960.00	1,056.00	833.00	1,182.00	1,253.00
<b>11147-2</b>	382.00	439.00	1,263.00	1,422.00	1,051.00	1,248.00	1,287.00	898.00	790.00	846.00	1,113.00	1,218.00
<b>11247-2</b>	216.00	246.00	731.00	1,441.00	1,064.00	722.00	746.00	827.00	908.00	858.00	1,218.00	1,289.00
<b>Straight Triple Bar Sets</b>												
<b>11047-3</b>	294.00	333.00	995.00	2,283.00	1,466.00	1,002.00	1,017.00	1,336.00	1,383.00	1,180.00	1,667.00	1,763.00
<b>111A47-3</b>	340.00	393.00	1,122.00	2,354.00	1,468.00	1,101.00	1,117.00	1,483.00	1,661.00	1,182.00	1,678.00	1,769.00
<b>11147-3</b>	465.00	527.00	1,553.00	2,303.00	1,485.00	1,540.00	1,584.00	1,341.00	1,503.00	1,197.00	1,607.00	1,736.00
<b>11247-3</b>	298.00	336.00	1,019.00	2,316.00	1,500.00	1,013.00	1,043.00	1,351.00	1,514.00	1,208.00	1,714.00	1,809.00
<b>Offset Single Bar Sets</b>												
<b>BF15647</b>	162.00	183.00	496.00	638.00	662.00	498.00	512.00	322.00	375.00	550.00	838.00	891.00
<b>BF157A47</b>	163.00	184.00	508.00	657.00	683.00	511.00	525.00	332.00	389.00	558.00	850.00	904.00
<b>BF15747</b>	161.00	182.00	501.00	648.00	671.00	504.00	517.00	328.00	385.00	552.00	828.00	881.00
<b>BF15847</b>	165.00	187.00	524.00	676.00	701.00	524.00	539.00	341.00	397.00	585.00	886.00	940.00
<b>BF15947</b>	256.00	300.00	679.00	718.00	746.00	657.00	657.00	548.00	592.00	599.00	888.00	939.00
<b>Offset Double Bar Sets</b>												
<b>BF15647-2</b>	235.00	265.00	763.00	1,488.00	1,089.00	761.00	785.00	855.00	940.00	876.00	1,274.00	1,345.00
<b>BF157A47-2</b>	235.00	265.00	763.00	1,488.00	1,097.00	761.00	785.00	855.00	940.00	883.00	1,284.00	1,355.00
<b>BF15747-2</b>	235.00	265.00	763.00	1,488.00	1,112.00	761.00	785.00	855.00	940.00	883.00	1,284.00	1,355.00
<b>BF15847-2</b>	238.00	267.00	777.00	1,506.00	1,125.00	791.00	797.00	864.00	951.00	906.00	1,314.00	1,390.00
<b>Offset Triple Bar Sets</b>												
<b>BF15647-3</b>	315.00	356.00	1,056.00	2,367.00	1,525.00	1,051.00	1,084.00	1,387.00	1,537.00	1,228.00	1,768.00	1,866.00
<b>BF157A47-3</b>	315.00	356.00	1,056.00	2,367.00	1,534.00	1,051.00	1,084.00	1,387.00	1,525.00	1,235.00	1,778.00	1,871.00
<b>BF15747-3</b>	315.00	356.00	1,056.00	2,367.00	1,546.00	1,051.00	1,084.00	1,387.00	1,525.00	1,235.00	1,778.00	1,871.00
<b>BF15847-3</b>	316.00	357.00	1,069.00	2,382.00	1,562.00	1,079.00	1,095.00	1,393.00	1,532.00	1,258.00	1,810.00	1,908.00
<b>Series 47 Extra Length Bars - Bars over 36" add per inch the following additional cost per bar.</b>												
	3.20	4.20	7.60	10.00	9.70	7.40	7.60	7.90	8.90	9.00	9.20	9.20



See page 34 for detailed mounting drawings. Engraving "Push" or "Pull" on 1" Series 47 Push Bars add \$108.00 (1/2" Letter Height).

USA & Canada Prices Effective March 3, 2025

Check the websites for the most updated product information.

USA: 800 458 2424 • www.rockwoodmfg.com | Canada: 800 461 3007 • www.assaabloydss.ca

Copyright © 2021-2025, ASSA ABLOY Accessories and Door Controls Group, Inc. All rights reserved. Reproduction in whole or in part without the express written permission of ASSA ABLOY Accessories and Door Controls Group, Inc. is prohibited.

**ROCKWOOD®**

**ASSA ABLOY**

Experience a safer  
and more open world

## Series 47 Tubular Push & Pull Bars

Series 47 Tubular Push Bars						
Part	3/605 4/606	10/612 10B/613	10BE/BSP	32D/630	32/629	32DMS
<b>T47</b>	292.00	308.00	290.00	202.00	226.00	221.00
<b>T47-2</b>	576.00	614.00	578.00	400.00	453.00	422.00
<b>T47-3</b>	867.00	916.00	866.00	602.00	677.00	621.00
Series 47 Tubular Straight Single Bar Sets						
<b>T11047</b>	449.00	471.00	406.00	295.00	343.00	343.00
<b>T111A47</b>	442.00	467.00	440.00	291.00	341.00	341.00
<b>T11147</b>	442.00	467.00	421.00	291.00	341.00	341.00
<b>T11247</b>	454.00	476.00	424.00	296.00	343.00	343.00
<b>T11847</b>	476.00	494.00	448.00	311.00	364.00	361.00
Series 47 Tubular Offset Single Bar Sets						
<b>TBF15647</b>	482.00	501.00	433.00	304.00	374.00	346.00
<b>TBF157A47</b>	487.00	508.00	439.00	307.00	376.00	352.00
<b>TBF15747</b>	487.00	508.00	439.00	307.00	402.00	352.00
<b>TBF15847</b>	494.00	515.00	444.00	311.00	379.00	354.00
<b>TBF15947</b>	519.00	544.00	475.00	333.00	402.00	378.00

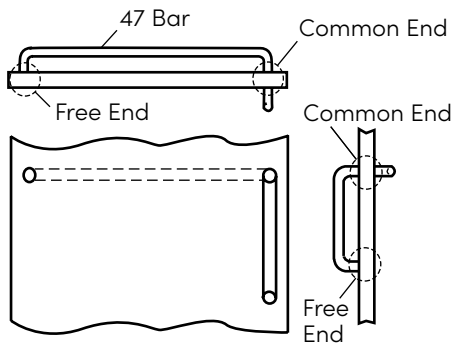
See page 34 for detailed mounting drawings. Engraving "Push" or "Pull" on 1" Series 47 Push Bars add \$108.00 (1/2" Letter Height).

## Santoprene Door Pulls & Single Bar Sets

Straight Door Pull			
Part	28/628	313/710 314 315/711	10BE/BSP
<b>190-RKW</b>	98.00	107.00	206.00
90° Offset Door Pull			
<b>BF195*</b>	119.00	130.00	297.00
Straight Single Bar Set			
<b>19049</b>	191.00	214.00	636.00
Offset Single Bar Set			
<b>BF19549</b>	212.00	233.00	713.00
Push Bar			
<b>49-PB</b>	142.00	152.00	488.00

\*BF195 - 18" CTC pricing shown (for smaller CTC, please contact factory.)

### TYPICAL MOUNTING



For Set Mounting Hardware, see page 33.

**ROCKWOOD®**  
**ASSA ABLOY**

Experience a safer  
and more open world

USA & Canada Prices Effective March 3, 2025  
Check the websites for the most updated product information.

USA: 800 458 2424 • www.rockwoodmfg.com | Canada: 800 461 3007 • www.assaabloydss.ca  
Copyright © 2021-2025, ASSA ABLOY Accessories and Door Controls Group, Inc. All rights reserved. Reproduction in whole or in part without the express written permission of ASSA ABLOY Accessories and Door Controls Group, Inc. is prohibited.

## Location Standards

### Positioning Applications:

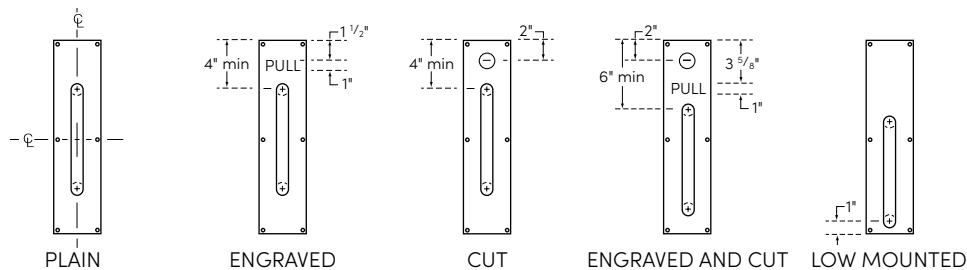
- door pulls to plates
- engraving on plates
- cutouts on plates
- cutout and engraving on plates

### Sizing:

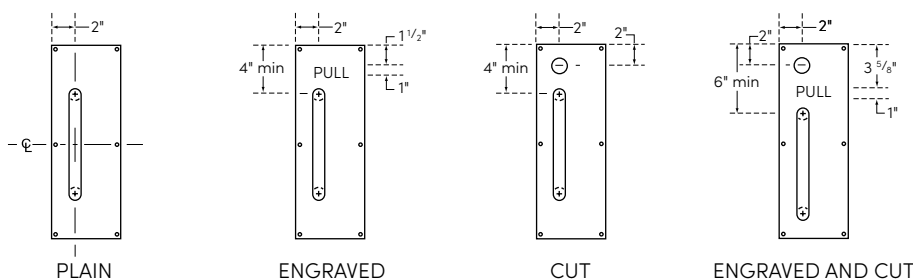
- 1 1/4" standard cylinder hole cutout size
- 3/8" diameter standard thumbturn hole
- other cutout sizes and styles are readily available

NOTE: Be sure the pull you choose will fit on the plate, allowing for cutouts and/or engraving.

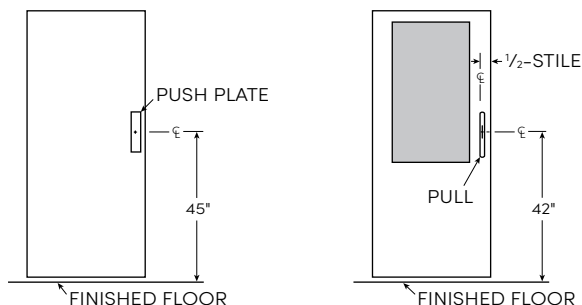
## Pull Positioning on Plates 4" or Less in Width



## Pull Positioning on Plates Wider than 4" (Handing Required)



## Recommended Locations on Door



## Engraving and Adhesive Mounting

Description	Price
Engraving "Push", "Pull", "Men" or "Women"	51.00
Push Plate Adhesive Mounting	10.30

Engraving: 1" high condensed block letters with black enamel fill; other letter sizes and styles are readily available.

## Additional Charges Per Thickness of Push Plate

Part	Description	70/.050"	71/.062"	73/.125"
CFC	Cut for Cylinder	1.30	5.25	5.80
CFTT	Cut for Thumbturn	1.30	5.25	5.80
Pull Prep	Prep for Pull	2.50	10.60	11.40

Order form available when ordering.

### ADA Accessibility Guidelines for Buildings and Facilities (ADAAG)

as amended through January 1998 4.13.9 Door Hardware. Handles, pulls, latches, locks, and other operating devices on accessible doors shall have a shape that is easy to grasp with one hand and does not require tight grasping, tight pinching, or twisting of the wrist to operate. Lever-operated mechanisms, push-type mechanisms, and U-shaped handles are acceptable designs. When sliding doors are fully open, operating hardware shall be exposed and usable from both sides. Hardware required for accessible door passage shall be mounted no higher than 48 in. (1220 mm) above finished floor.

USA & Canada Prices Effective March 3, 2025

Check the websites for the most updated product information.

USA: 800 458 2424 • www.rockwoodmfg.com | Canada: 800 461 3007 • www.assaabloydss.ca

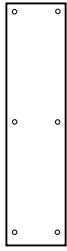
Copyright © 2021-2025, ASSA ABLOY Accessories and Door Controls Group, Inc. All rights reserved. Reproduction in whole or in part without the express written permission of ASSA ABLOY Accessories and Door Controls Group, Inc. is prohibited.

**ROCKWOOD®**

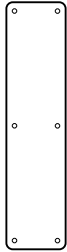
**ASSA ABLOY**

Experience a safer  
and more open world

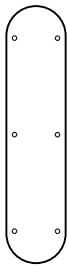
Push Plates - .050" Thick



70C-RKW



70RCC

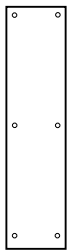


70REC

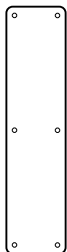
No. 70 - Square Ends										
Part	28/628	3/605 4/606	10/612 10B/613	10BE/BSP	26D/626	26/625	32D/630	32/629	32DMS	32D316
70A	14.60	29.20	32.70	30.10	29.20	31.00	11.70	18.50	32.00	45.50
70B	16.40	36.30	38.00	37.40	36.30	38.00	15.30	18.50	33.80	45.50
70C-RKW	20.10	41.80	45.60	41.20	41.80	43.90	15.00	21.80	37.10	49.80
70E	25.40	60.00	67.00	62.00	63.00	64.00	21.80	33.80	60.00	80.00
70F	29.10	80.00	84.00	83.00	82.00	83.00	32.00	42.30	68.00	97.00
70G	31.00	63.00	75.00	45.10	68.00	68.00	33.80	46.10	47.60	63.00
No. 70RC - Round Corners										
70RCA	31.00	49.40	51.00	33.70	49.40	49.40	25.30	33.80	37.10	51.00
70RCB	32.80	54.00	60.00	41.20	58.00	58.00	32.00	40.80	38.40	51.00
70RCC	32.80	60.00	67.00	45.10	65.00	65.00	35.40	43.80	40.80	56.00
70RCE	44.30	83.00	93.00	69.00	91.00	91.00	53.00	69.00	66.00	87.00
70RCF	47.30	96.00	113.00	73.00	111.00	111.00	59.00	77.00	71.00	98.00
70RCG	31.00	60.00	79.00	51.00	72.00	72.00	38.40	49.30	51.00	65.00
No. 70RE - Round Ends										
70REA	39.80	58.00	63.00	48.90	60.00	60.00	37.10	43.80	46.10	63.00
70REB	44.50	63.00	71.00	53.00	67.00	67.00	40.80	49.30	47.60	63.00
70REC	45.80	67.00	79.00	58.00	72.00	72.00	43.80	53.00	51.00	65.00

See page 11 for standard locations and sizes of Cylinder Cutouts (CFC) and Thumbturn Cutouts (CFTT), engraving and pricing.

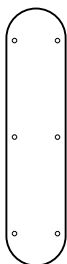
Push Plates - .062" Thick



71C



71RCC



71REC

No. 71 - Square Corners			
Part	10BE/BSP	32D/630	32DMS
71A	42.70	33.80	53.00
71B	48.90	37.10	56.00
71C	56.00	42.30	64.00
71E	72.00	56.00	77.00
71F	86.00	66.00	86.00
71G	63.00	49.30	69.00
No. 71RC - Round Corners			
71RCA	53.00	40.80	60.00
71RCB	58.00	43.80	64.00
71RCC	63.00	49.30	69.00
71RCE	86.00	64.00	82.00
71RCF	91.00	69.00	90.00
71RCG	72.00	56.00	77.00
No. 71RE - Round Ends			
71REA	69.00	53.00	73.00
71REB	72.00	56.00	77.00
71REC	78.00	60.00	80.00

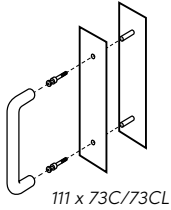


Experience a safer and more open world

USA & Canada Prices Effective March 3, 2025  
Check the websites for the most updated product information.

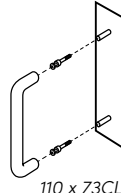
USA: 800 458 2424 • www.rockwoodmfg.com | Canada: 800 461 3007 • www.assaabloydss.ca  
Copyright © 2021-2025, ASSA ABLOY Accessories and Door Controls Group, Inc. All rights reserved. Reproduction in whole or in part without the express written permission of ASSA ABLOY Accessories and Door Controls Group, Inc. is prohibited.

## Concealed Mount Pull Plate Sets



111 x 73C/73CL

Pull Plate x Plate with Lug			
Part	32D/630	32DMS	10BE/BSP
107 x 73B/73BL	272.00	312.00	339.00
110 x 73C/73CL	357.00	411.00	445.00
111 x 73C/73CL	371.00	426.00	461.00

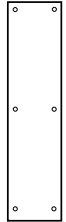


110 x 73CL

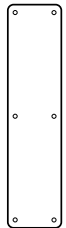
Pull (only) x Plate with Lug			
Part	32D/630	32DMS	10BE/BSP
107 x 73BL	192.00	218.00	238.00
110 x 73CL	266.00	306.00	332.00
111 x 73CL	284.00	327.00	355.00

See page 11 for standard locations and sizes of Cylinder Cutouts (CFC) and Thumbturn Cutouts (CFTT), engraving and pricing. See page 35 for detail drawing of Type 9 mounting.

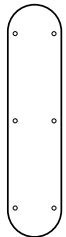
## Push Plates



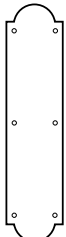
73C



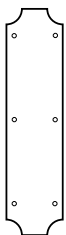
73RC



73REC



76C

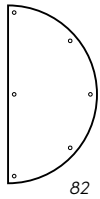


77C

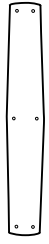
No. 73 - Square Corners (.125" Thick)									
Part	28/628	3/605 4/606	10/612 10B/613	10BE/BSP	26/625 26D/626	32D/630	32/629	32DMS	32D316
73A	47.30	130.00	151.00	93.00	147.00	71.00	103.00	93.00	117.00
73B	59.00	146.00	167.00	106.00	163.00	49.30	109.00	100.00	132.00
73C	61.00	159.00	179.00	115.00	172.00	55.00	120.00	108.00	146.00
73E	71.00	205.00	225.00	152.00	216.00	116.00	147.00	137.00	201.00
73F	81.00	258.00	278.00	187.00	267.00	141.00	168.00	164.00	225.00
73G	62.00	184.00	205.00	123.00	201.00	96.00	133.00	114.00	161.00
No. 73RC - Round Corners (.125" Thick)									
73RCA	71.00	147.00	171.00	113.00	163.00	84.00	121.00	106.00	134.00
73RCB	74.00	158.00	180.00	119.00	175.00	93.00	125.00	112.00	144.00
73RCC	78.00	176.00	196.00	126.00	187.00	101.00	141.00	121.00	161.00
73RCE	94.00	222.00	243.00	172.00	233.00	132.00	169.00	153.00	222.00
73RCF	105.00	278.00	295.00	208.00	285.00	160.00	186.00	179.00	246.00
73RCG	84.00	201.00	222.00	143.00	214.00	109.00	154.00	130.00	179.00
No. 73RE - Round Ends (.125" Thick)									
73REA	103.00	179.00	201.00	148.00	195.00	113.00	149.00	133.00	168.00
73REB	113.00	187.00	209.00	154.00	202.00	117.00	154.00	138.00	176.00
73REC	114.00	201.00	217.00	163.00	212.00	128.00	165.00	147.00	193.00
Laminate and Clear Plastic - Square Corners (.125" Thick)									
Part	Black	Brown	Gray	Beige	Clear				
75A	24.90	24.90	24.90	24.90	24.90				
75B	26.70	26.70	26.70	26.70	26.70				
75C	26.70	26.70	26.70	26.70	28.70				
75E	32.20	32.20	32.20	32.20	34.30				
75F	36.20	36.20	36.20	36.20	38.10				
75G	30.30	30.30	30.30	30.30	32.20				
Decorative (.050" Thick)									
Part	3/605 4/606	10/612 10B/613	10BE/BSP	26/625 26D/626					
76B	72.00	82.00	78.00	79.00					
76C	80.00	86.00	85.00	83.00					
77B	72.00	82.00	78.00	79.00					
77C	80.00	86.00	85.00	83.00					

See page 11 for standard locations and sizes of Cylinder Cutouts (CFC) and Thumbturn Cutouts (CFTT), engraving and pricing.

Push Plates (con't)



82

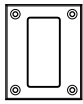


87

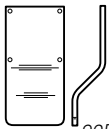
<b>.050" Thick</b>									
Part	28/628	3/605 4/606	10/612 10B/613	10BE/BSP	26/625 26D/626	32D/630	32/629	32DMS	32D316
<b>80</b>	71.00	116.00	129.00	89.00	122.00	66.00	86.00	81.00	120.00
<b>81</b>	74.00	121.00	132.00	95.00	129.00	73.00	96.00	113.00	127.00
<b>82</b>	78.00	130.00	143.00	102.00	139.00	78.00	101.00	96.00	133.00
<b>84</b>	123.00	205.00	221.00	175.00	213.00	133.00	157.00	149.00	196.00
<b>85</b>	45.80	84.00	86.00	62.00	83.00	53.00	53.00	69.00	87.00
<b>86</b>	66.00	101.00	105.00	86.00	101.00	64.00	64.00	80.00	102.00
<b>.125" Thick</b>									
<b>87</b>	115.00	239.00	257.00	205.00	247.00	157.00	186.00	174.00	242.00

See page 11 for standard locations and sizes of Cylinder Cutouts (CFC) and Thumbturn Cutouts (CFTT), engraving and pricing.

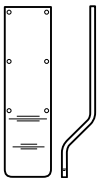
Flush Pulls



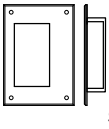
D89



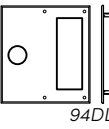
90B



91-RKW



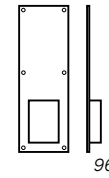
94



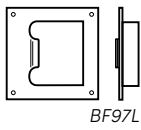
94DLL



95R



96



BF97L

<b>Heavy Duty Security - Cast Brass</b>													
Part	4/606	26D/626	10BE/BSP										
<b>D89</b>	145.00	95.00	142.00										
<b>Cylinder Pulls - .125" Thick</b>													
Part	28/628	3/605	4/606	10/612	10B/613	10BE/BSP	26D/626	26/625	32D/630	32/629	32DMS	32D316	32316
<b>90</b>	52.00	59.00	59.00	61.00	61.00	67.00	51.00	65.00	49.20		86.00		
<b>90B</b>	69.00	83.00			86.00	82.00	72.00		64.00		83.00		
<b>Combination Pulls - .125" Thick - See page 11 for standard locations and sizes of Cylinder Cutouts (CFC) and Thumbturn Cutouts (CFTT), engraving and pricing.</b>													
<b>91-RKW</b>	58.00	98.00	98.00	103.00	103.00	81.00	93.00	102.00	54.00		75.00		
<b>92 -RKW</b>	90.00	143.00		148.00	148.00	120.00	144.00		90.00		107.00		
<b>93 -RKW</b>	134.00	251.00	251.00	266.00	266.00	221.00	257.00	257.00	164.00	164.00	193.00		
<b>Flush Pulls</b>													
<b>94</b>		79.00	79.00	79.00	79.00	91.00	78.00	79.00	32.10	80.00	69.00	89.00	123.00
<b>94BTB (pair)</b>		160.00	160.00	160.00	160.00	184.00	158.00	160.00	66.00	162.00	140.00	180.00	248.00
<b>94C</b>		87.00	87.00	87.00	87.00	94.00	83.00	87.00	34.60	82.00	71.00	95.00	127.00
<b>94L</b>		128.00			134.00	109.00	128.00		70.00	92.00	81.00	109.00	145.00
<b>94P</b>		113.00			122.00	94.00	119.00		59.00	82.00	71.00	95.00	127.00
<b>94P x 94L</b>		242.00			258.00	205.00	248.00		130.00	176.00	154.00	207.00	287.00
<b>Dead Lock Pulls - For Barrier Free grip specify BF94DLL or BF94DLS. Used with dead bolt lock. 1 1/4" cylinder hole is standard.</b>													
<b>94DLL</b>		194.00			194.00	211.00	184.00		128.00	159.00	159.00	204.00	241.00
<b>94DLS</b>		161.00			161.00	178.00	155.00		100.00	132.00	132.00	171.00	204.00
<b>Cast Brass - Fasteners concealed in cup.</b>													
Part	3/605	4/606	10/612	10B/613	10BE/BSP	26D/626	26/625	15/619					
<b>95A</b>	24.50	33.20	26.80	27.30	68.00	26.20	33.20	59.00					
<b>95B</b>	27.30	35.20	28.90	28.90	71.00	28.00	35.20	62.00					
<b>95R</b>	59.00	59.00	62.00	62.00	94.00	61.00	62.00	96.00					
<b>Flush Pull - .125" Thick - See page 11 for standard locations and sizes of Cylinder Cutouts (CFC) and Thumbturn Cutouts (CFTT), engraving and pricing.</b>													
Part	3/605	4/606	10B/613	10BE/BSP	26D/626	32D/630	32DMS						
<b>96</b>	157.00		169.00	195.00	165.00	95.00	146.00						
<b>Barrier Free</b>													
<b>BF97</b>	206.00	206.00	217.00	216.00	210.00	108.00	164.00						
<b>BF97L</b>	243.00	243.00	257.00	267.00	248.00	152.00	202.00						

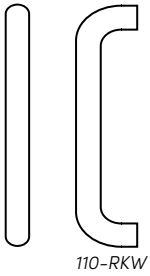


Experience a safer and more open world

USA & Canada Prices Effective March 3, 2025  
Check the websites for the most updated product information.

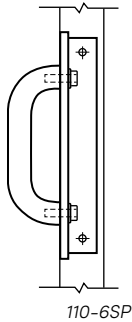
USA: 800 458 2424 • www.rockwoodmfg.com | Canada: 800 461 3007 • www.assaabloydss.ca  
Copyright © 2021-2025, ASSA ABLOY Accessories and Door Controls Group, Inc. All rights reserved. Reproduction in whole or in part without the express written permission of ASSA ABLOY Accessories and Door Controls Group, Inc. is prohibited.

## Straight Door Pulls & Door Pull Sets



Straight Door Pulls & Door Pull Sets													
Part	28/628	313/710 315/711	3/605 4/606	10/612	10B/613	10BE/ BSP	26D/626	26/625	32D/630	32/629	32DMS	32D316	32316
<b>102-RKW</b>			77.00	96.00	96.00	50.00	71.00	71.00	44.70	69.00	57.00		
<b>105</b>	28.80	36.00	61.00	71.00	71.00	74.00	61.00	63.00	38.40	51.00	64.00	107.00	129.00
<b>106-RKW</b>	28.80	36.00	61.00	74.00	77.00	79.00	63.00	65.00	38.40	53.00	66.00	110.00	135.00
<b>107</b>	31.20	36.00	71.00	83.00	84.00	112.00	71.00	74.00	39.70	57.00	72.00	113.00	137.00
<b>108</b>	32.90	43.90	79.00	93.00	97.00	101.00	82.00	83.00	47.30	66.00	88.00	128.00	152.00
<b>109</b>	55.00	60.00	118.00	151.00	151.00	248.00	112.00	112.00	77.00	95.00	90.00	127.00	154.00
<b>110-RKW</b>	43.90	54.00	121.00	143.00	145.00	152.00	121.00	124.00	74.00	93.00	135.00	201.00	228.00
<b>111A</b>	58.00	63.00	163.00	226.00	226.00	166.00	158.00	158.00	119.00	137.00	132.00	195.00	218.00
<b>111</b>	45.40	55.00	134.00	160.00	165.00	168.00	131.00	137.00	83.00	100.00	152.00	225.00	249.00
<b>112</b>	46.90	58.00	147.00	180.00	183.00	192.00	145.00	151.00	93.00	110.00	162.00	249.00	280.00
<b>118</b>	83.00	91.00	330.00	330.00	330.00	255.00	254.00	254.00	173.00	205.00	201.00	302.00	286.00

See page 34 for mounting selection and charges. NOTE: For BF Barrier Free projection on applicable straight door pulls add: \$5.00 each list. Add \$60.00 for knurling – round pulls only.

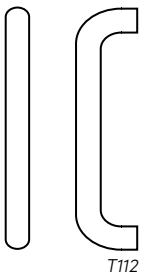


## Security Door Pull

Security Door Pull			
Part	10BE/BSP	32D/630	32DMS
<b>110-6SP</b>	444.00	289.00	365.00

For use on security hollow metal doors with reinforcing plate and access hole cover plate with \*TORX® - security torx screws – all to be supplied by door manufacturer.

## Tubular Door Pulls & Door Pull Sets



Tubular Straight Door Pulls – Type 1 Thru Bolt Mount for 1 3/4" Door.						
Part	3/605 4/606	10/612 10B/613	10BE/BSP	32D/630	32/629	32DMS
<b>T110</b>	176.00	181.00	142.00	100.00	123.00	121.00
<b>T111A</b>	186.00	192.00	145.00	103.00	126.00	125.00
<b>T111</b>	186.00	192.00	145.00	103.00	126.00	125.00
<b>T112</b>	194.00	200.00	152.00	107.00	133.00	127.00
<b>T118</b>	218.00	222.00	165.00	123.00	155.00	141.00

\*Torx® is a registered trademark of Textron Inc.

USA & Canada Prices Effective March 3, 2025

Check the websites for the most updated product information.

USA: 800 458 2424 • www.rockwoodmfg.com | Canada: 800 461 3007 • www.assaabloydss.ca

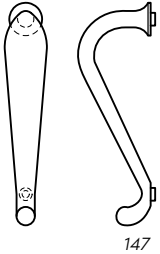
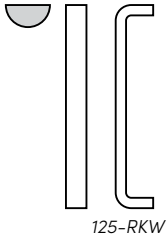
Copyright © 2021-2025, ASSA ABLOY Accessories and Door Controls Group, Inc. All rights reserved. Reproduction in whole or in part without the express written permission of ASSA ABLOY Accessories and Door Controls Group, Inc. is prohibited.

**ROCKWOOD®**

**ASSA ABLOY**

Experience a safer  
and more open world

## Door Pulls



Pulls - Engraving available vertically. See page 11 for pricing.											
Part	28/628	3/605	4/606	10/612	10B/613	10BE/ BSP	26D/626	26/625	32D/630	32/629	32DMS
<b>120</b>	163.00	310.00	310.00	338.00	338.00	252.00	330.00	330.00	180.00	180.00	199.00
<b>121</b>	173.00	330.00	330.00	358.00	358.00	270.00	349.00	349.00	187.00	187.00	207.00
<b>122-RKW</b>	46.90	100.00	100.00	134.00	134.00	79.00	125.00	125.00	56.00	56.00	74.00
<b>123</b>	55.00	117.00	117.00	148.00	148.00	93.00	144.00	144.00	69.00	69.00	84.00
<b>125-RKW</b>	55.00	106.00	106.00	112.00	112.00	105.00	109.00	109.00	74.00	74.00	93.00
<b>126-RKW</b>	58.00	124.00	124.00	143.00	143.00	119.00	135.00	135.00	83.00	83.00	99.00
Cast Pulls											
<b>130-RKW</b>	32.80		60.00	60.00	63.00	65.00	55.00	65.00	72.00	98.00	99.00
<b>131-RKW</b>	32.80	60.00	60.00	60.00	65.00	65.00	58.00	66.00	72.00	98.00	99.00
<b>132-RKW</b>	46.90	65.00	65.00		74.00	96.00	70.00		73.00		90.00
<b>D133-RKW</b>		99.00	99.00		171.00	119.00	111.00		80.00	88.00	101.00
<b>134-RKW</b>		97.00	97.00		103.00	129.00	100.00				
<b>137</b>		78.00	78.00		84.00	109.00	82.00		77.00	77.00	94.00
<b>137L</b>		155.00	155.00		155.00	197.00	151.00				
<b>138</b>	71.00	109.00	109.00		122.00	154.00	118.00				
<b>139</b>	71.00	109.00	109.00		122.00	154.00	118.00				
Cast Pulls - See page 33 for mounting selection and charges.											
<b>147</b>	34.40	124.00	124.00	124.00	124.00	159.00	122.00	122.00			
<b>147L</b>		212.00	212.00	251.00	251.00	318.00	246.00	246.00			
<b>148</b>		187.00	187.00	187.00	187.00	239.00	183.00	183.00			
<b>149</b>		231.00	231.00	231.00	231.00	293.00	225.00	225.00			

**ROCKWOOD®**  
**ASSA ABLOY**

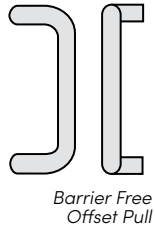
Experience a safer  
and more open world

USA & Canada Prices Effective March 3, 2025  
Check the websites for the most updated product information.

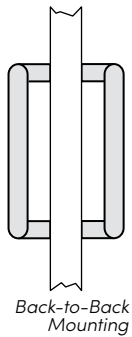
USA: 800 458 2424 • [www.rockwoodmfg.com](http://www.rockwoodmfg.com) | Canada: 800 461 3007 • [www.assaabloydss.ca](http://www.assaabloydss.ca)  
Copyright © 2021-2025, ASSA ABLOY Accessories and Door Controls Group, Inc. All rights reserved. Reproduction in whole or in part without the express written permission of ASSA ABLOY Accessories and Door Controls Group, Inc. is prohibited.



## 90° Offset Door Pulls & Door Pull Sets



90° Offset Door Pulls & Door Pull Sets												
Part	28/628	313/710 315/711	3/605 4/606	10/612 10B/613	10BE/ BSP	26D/ 626	26/625	32D/ 630	32/629	32DMS	32D316	32316
<b>BF150</b>	74.00	91.00	161.00	196.00	152.00	155.00	155.00	110.00	141.00	131.00	190.00	215.00
<b>BF151</b>	82.00	97.00	174.00	98.00	164.00	170.00	170.00	117.00	145.00	135.00	200.00	224.00
<b>BF152</b>	82.00	103.00	161.00	196.00	152.00	155.00	155.00	121.00	141.00	137.00	209.00	237.00
<b>BF156</b>	66.00	76.00	171.00	218.00	226.00	174.00	182.00	101.00	127.00	183.00	305.00	338.00
<b>BF157A</b>	66.00	78.00	184.00	236.00	248.00	187.00	193.00	114.00	138.00	201.00	331.00	359.00
<b>BF157</b>	64.00	75.00	177.00	227.00	238.00	180.00	187.00	111.00	135.00	188.00	301.00	325.00
<b>BF158</b>	71.00	80.00	196.00	253.00	266.00	202.00	208.00	122.00	146.00	216.00	354.00	383.00
<b>BF159</b>	103.00	116.00	254.00	298.00	318.00	258.00	266.00	170.00	207.00	264.00	430.00	456.00
Offset Door Pulls - Type 17 Concealed Mount for 1 3/4" Aluminum Door. (Double Cone Head)												
<b>BF156C17</b>	84.00	95.00	188.00	235.00	245.00	190.00	200.00	119.00	143.00	201.00	323.00	357.00
<b>BF157AC17</b>	84.00	96.00	202.00	253.00	268.00	204.00	210.00	131.00	157.00	217.00	349.00	378.00
<b>BF157C17</b>	84.00	96.00	202.00	253.00	268.00	204.00	210.00	131.00	157.00	210.00	337.00	364.00
<b>BF158C17</b>	90.00	99.00	214.00	271.00	285.00	218.00	225.00	138.00	164.00	234.00	373.00	401.00
<b>BF159C17</b>	122.00	133.00	272.00	316.00	338.00	275.00	284.00	187.00	225.00	281.00	449.00	475.00
Tubular Offset Door Pulls - Type 1 Thru Bolt Mount for 1 3/4" Door.												
<b>TBF156</b>			206.00	209.00	147.00			104.00	151.00	126.00		
<b>TBF157A</b>			212.00	216.00	154.00			107.00	158.00	130.00		
<b>TBF157</b>			212.00	216.00	154.00			107.00	158.00	130.00		
<b>TBF158</b>			218.00	225.00	156.00			112.00	160.00	132.00		
<b>TBF159</b>			272.00	242.00	206.00			115.00	167.00	168.00		
Tubular Offset Door Pull - Type 17 Concealed Mount for 1 3/4" Aluminum Door. (Double Cone Head)												
<b>TBF156C17</b>			222.00	226.00	172.00			122.00	168.00	142.00		
<b>TBF157AC17</b>			228.00	233.00	180.00			125.00	174.00	146.00		
<b>TBF157C17</b>			228.00	233.00	180.00			125.00	174.00	146.00		
<b>TBF158C17</b>			235.00	242.00	182.00			130.00	177.00	149.00		
<b>TBF159C17</b>			288.00	332.00	356.00			205.00	242.00	299.00		



See page 34 for mounting selection and charges. Back-to-Back mounting available: Specify by adding "BTB" to end of part number. For pricing, double the pull price and add \$13.25.

USA & Canada Prices Effective March 3, 2025

Check the websites for the most updated product information.

USA: 800 458 2424 • [www.rockwoodmfg.com](http://www.rockwoodmfg.com) | Canada: 800 461 3007 • [www.assaabloydss.ca](http://www.assaabloydss.ca)

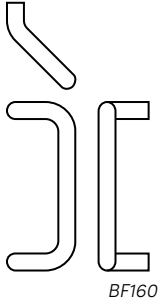
Copyright © 2021-2025, ASSA ABLOY Accessories and Door Controls Group, Inc. All rights reserved. Reproduction in whole or in part without the express written permission of ASSA ABLOY Accessories and Door Controls Group, Inc. is prohibited.

**ROCKWOOD®**

**ASSA ABLOY**

Experience a safer  
and more open world

### 45° Offset Door Pulls



Part	28/628	313/710 315/711	3/605 4/606	10/612 10B/613	10BE/BSP	26/625 26D/626	32D/630	32/629	32DMS	32D316	32316
<b>BF160</b>	74.00	91.00	161.00	196.00	152.00	155.00	110.00	141.00	131.00	190.00	215.00
<b>BF161</b>	82.00	97.00	174.00	214.00	164.00	170.00	117.00	145.00	135.00	200.00	224.00
<b>BF162</b>	74.00	97.00	183.00	214.00	175.00	155.00	121.00	141.00	137.00	190.00	237.00
<b>BF166</b>	87.00	103.00	225.00	272.00	269.00	218.00	194.00	210.00	212.00	282.00	321.00
<b>BF167A</b>	97.00	113.00	236.00	285.00	279.00	229.00	201.00	217.00	219.00	292.00	321.00
<b>BF167</b>	97.00	113.00	236.00	285.00	289.00	229.00	206.00	221.00	226.00	307.00	332.00
<b>BF168</b>	109.00	124.00	251.00	298.00	307.00	246.00	210.00	241.00	242.00	329.00	354.00
<b>BF169</b>	135.00	158.00	305.00	349.00	370.00	296.00	254.00	283.00	291.00	399.00	423.00

See page 34 for mounting selection and charges.

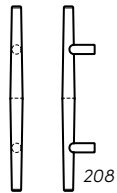
### Offset Door Pulls



Part	28/628	313/710 315/711	3/605 4/606	10/612 10B/613	10BE/BSP	32D/630	32DMS
<b>185</b>	284.00	328.00	943.00	943.00	963.00	686.00	695.00

Call factory for engraving and pricing.

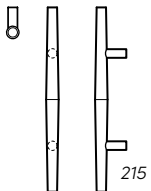
### Wooden Door Pull



Part	28/628	313/710 315/711	3/605 4/606	10/612 10B/613	10BE/BSP	26/625 26D/626	32D/630	32/629	32DMS
<b>208</b>	398.00	398.00	341.00	341.00	440.00	330.00	327.00	336.00	344.00

Wood available in Sanded - Unfinished, Oil, or Clear Coated. See page 34 for mounting details. Please see Architectural Price Book page 41 for add-on charges.

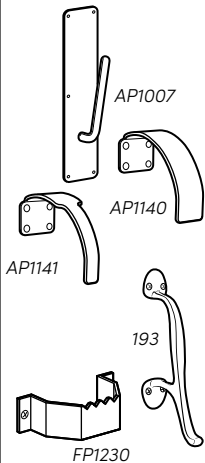
### Tapered Door Pull



Part	28/628	313/710 315/711	3/605 4/606	10/612 10B/613	10BE/BSP	26/625 26D/626	32D/630	32/629	32DMS
<b>215</b>	405.00	429.00	636.00	712.00	604.00	690.00	427.00	500.00	465.00
<b>215L</b>	541.00	569.00	1,147.00	1,254.00	1,030.00	1,214.00	729.00	864.00	775.00

Larger sizes available upon request. See page 34 for mounting details.

### Safer2Open™ Hands-Free Pulls



Arm Pull with Plate						
Part	3/605 4/606	10/612 10B/613	10BE/BSP	26/625 26D/626	32D/630	32DMS
<b>AP1007</b>			256.00		237.00	261.00
Arm Pulls						
<b>AP1140</b>			85.00			88.00
<b>AP1141</b>			84.00			87.00
Hand/Arm Pull						
<b>193</b>	96.00	100.00	126.00	97.00	89.00	100.00
Foot Pull						
<b>FP1230</b>			87.00		81.00	89.00

\*Part of a continuum of Safer2Open™ low-touch and touchless door hardware solutions from ASSA ABLOY.

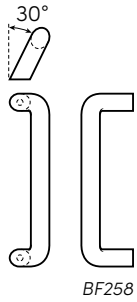


Experience a safer  
and more open world

USA & Canada Prices Effective March 3, 2025  
Check the websites for the most updated product information.

USA: 800 458 2424 • www.rockwoodmfg.com | Canada: 800 461 3007 • www.assaabloydss.ca  
Copyright © 2021-2025, ASSA ABLOY Accessories and Door Controls Group, Inc. All rights reserved. Reproduction in whole or in part without the express written permission of ASSA ABLOY Accessories and Door Controls Group, Inc. is prohibited.

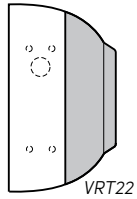
## Heavy Duty Offset Pulls



Heavy Duty Offset Pulls											
Part	28/628	313/710 315/711	3/605 4/606	10/612 10B/613	10BE/ BSP	26/625 26D/626	32D/630	32/629	32DMS	32D316	32316
<b>BF257</b>	254.00	276.00	564.00	648.00	520.00	549.00	371.00	454.00	399.00	542.00	602.00
<b>BF258</b>	276.00	302.00	608.00	688.00	563.00	588.00	403.00	487.00	433.00	576.00	693.00
<b>BF259</b>	286.00	314.00	688.00	792.00	622.00	668.00	444.00	528.00	473.00	628.00	693.00
<b>BF260</b>	314.00	336.00	792.00	792.00	683.00	768.00	468.00	572.00	538.00	679.00	741.00

Supplied with 3/8" -16 Thru Bolts.

## Vandal Resistant Trim

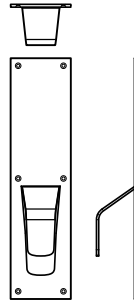


Vandal Resistant Trim			
Part	10BE/BSP	32D/630	32DMS
<b>VRT12</b>	495.00	401.00	455.00
<b>VRT14</b>	498.00	324.00	458.00
<b>VRT16</b>	428.00	287.00	393.00
<b>VRT22</b>		410.00	
<b>VRT24</b>		410.00	
<b>VRT26</b>		368.00	

Specify Exit Device make and model to thru bolt directly to device.

Order form available when ordering.

## Vandal Resistant Pull

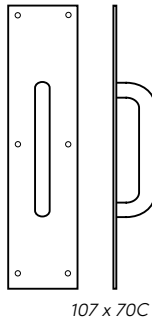


Vandal Resistant Pull		
Part	10BE/BSP	32D/630
<b>VRP30</b>	206.00	188.00

Set up charge for custom powder will apply. Specify Exit Device make and model to thru bolt directly to device (add-on price will occur).

Order form available when ordering.

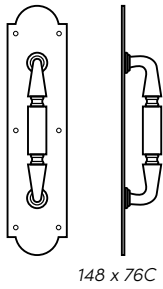
## Pull Plates



Pull Plates												
Part	28/628	3/605	4/606	10/612	10B/613	10BE/BSP	26D/626	26/625	32D/630	32/629	32DMS	32D316
<b>102 x 70B</b>		88.00	88.00	93.00	93.00	91.00	87.00	92.00	49.70	69.00	73.00	
<b>102 x 70C</b>		98.00	98.00	103.00	103.00	97.00	96.00	98.00	49.70	73.00	73.00	
<b>105 x 70B</b>	48.00	108.00	108.00	120.00	120.00	114.00	108.00	111.00	62.00	80.00	107.00	166.00
<b>105 x 70C</b>	50.00	112.00	112.00	127.00	127.00	121.00	116.00	118.00	62.00	82.00	111.00	171.00
<b>106 x 70B</b>	48.00	109.00	109.00	122.00	125.00	121.00	109.00	112.00	62.00	81.00	109.00	170.00
<b>106 x 70C</b>	50.00	116.00	116.00	129.00	132.00	126.00	118.00	120.00	62.00	85.00	113.00	175.00
<b>107 x 70B</b>	48.00	118.00	118.00	132.00	134.00	127.00	118.00	121.00	64.00	87.00	113.00	171.00
<b>107 x 70C</b>	50.00	122.00	122.00	142.00	142.00	133.00	125.00	129.00	57.00	91.00	115.00	176.00
<b>110 x 70B</b>	61.00	171.00	171.00	200.00	202.00	192.00	171.00	176.00	101.00	127.00	186.00	276.00
<b>110 x 70C</b>	61.00	179.00	179.00	204.00	208.00	197.00	179.00	183.00	104.00	131.00	191.00	280.00
<b>111 x 70B</b>	63.00	185.00	185.00	216.00	221.00	211.00	184.00	188.00	111.00	138.00	204.00	301.00
<b>111 x 70C</b>	66.00	190.00	190.00	222.00	229.00	217.00	188.00	196.00	113.00	141.00	207.00	301.00
<b>122 x 70B</b>	50.00	104.00	104.00	112.00	116.00	109.00	109.00	112.00	77.00	93.00	101.00	128.00
<b>122 x 70C</b>	52.00	111.00	111.00	120.00	121.00	117.00	116.00	120.00	78.00	80.00	101.00	129.00
<b>123 x 70B</b>	54.00	129.00	129.00	130.00	130.00	125.00	130.00	134.00	82.00	87.00	109.00	139.00
<b>123 x 70C</b>	56.00	139.00	139.00	139.00	139.00	129.00	138.00	142.00	85.00	87.00	109.00	141.00
<b>125 x 70B</b>	54.00	116.00	116.00	120.00	120.00	114.00	112.00	121.00	89.00	158.00	178.00	228.00
<b>125 x 70C</b>	56.00	122.00	122.00	125.00	125.00	121.00	120.00	129.00	91.00	93.00	114.00	146.00
<b>126 x 70B</b>	54.00	125.00	125.00	129.00	129.00	122.00	122.00	130.00	104.00	106.00	126.00	161.00
<b>126 x 70C</b>	56.00	132.00	132.00	134.00	134.00	127.00	129.00	138.00	104.00	107.00	127.00	165.00
<b>132 x 70B</b>	45.00	84.00	86.00	87.00	88.00	85.00	84.00	98.00	74.00	77.00	98.00	
<b>132 x 70C</b>	46.50	88.00	92.00	93.00	96.00	91.00	88.00	107.00	74.00	77.00	98.00	
<b>137 x 70B</b>	52.00	100.00	103.00	103.00	104.00	98.00	100.00	104.00	91.00	93.00	114.00	
<b>137 x 70C</b>	56.00	107.00	109.00	108.00	109.00	105.00	108.00	109.00	91.00	95.00	115.00	

Barrier Free - Available in 2 1/2" clearance add \$5.00 list (excludes 132 and 137).

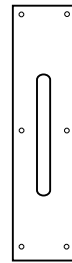
### Decorative Pull Plates



148 x 76C

Decorative Pull Plates				
Part	3/605 4/606	10/612 10B/613	10BE/ BSP	26/625 26D/626
147 x 76B	229.00	242.00	279.00	230.00
147 x 76C	239.00	246.00	285.00	338.00
147 x 77B	229.00	242.00	279.00	230.00
147 x 77C	239.00	246.00	285.00	338.00
148 x 76B	300.00	310.00	358.00	300.00
148 x 76C	310.00	320.00	370.00	308.00
148 x 77B	300.00	310.00	358.00	300.00
148 x 77C	310.00	320.00	370.00	308.00

### Tubular Pull Plates



T110 x 70C

Tubular Pull Plates						
Part	3/605 4/606	10/612 10B/613	10BE/ BSP	32D/ 630	32/629	32DMS
T110 x 70B	201.00	216.00	151.00	116.00	149.00	135.00
T110 x 70C	210.00	222.00	153.00	121.00	152.00	138.00
T111 x 70B	214.00	225.00	153.00	121.00	155.00	138.00
T111 x 70C	217.00	230.00	162.00	126.00	159.00	144.00

### Corner Guards



290

Corner Guards				
Part	Size	3/605 4/606	10/612 10B/613	32D/630
290	2" x 2" x 40"	146.00	175.00	94.00
	2" x 2" x 48"	154.00	185.00	100.00
	3" x 3" x 40"	167.00	201.00	108.00
	3" x 3" x 48"	181.00	216.00	117.00
291	2" x 2" x 40"	158.00	190.00	103.00
	2" x 2" x 48"	167.00	201.00	108.00
	3" x 3" x 40"	179.00	214.00	116.00
	3" x 3" x 48"	192.00	230.00	125.00

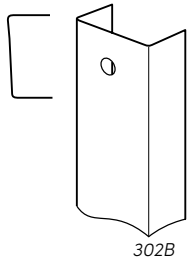


295

Corner Guards						
Part	Size	3/605 4/606	10/612 10B/613	10BE/ BSP	32D/ 630	32DMS
295	2" x 2" x 40"	117.00	141.00	111.00	77.00	106.00
	2" x 2" x 48"	125.00	150.00	119.00	82.00	116.00
	3" x 3" x 40"	138.00	167.00	133.00	89.00	128.00
	3" x 3" x 48"	150.00	183.00	144.00	99.00	138.00
296	2" x 2" x 40"	134.00	161.00	129.00	88.00	124.00
	2" x 2" x 48"	143.00	172.00	138.00	93.00	133.00
	3" x 3" x 40"	155.00	187.00	148.00	100.00	142.00
	3" x 3" x 48"	170.00	204.00	162.00	109.00	156.00

Other lengths available up to 96" and leg widths up to 6". Part number 290 and 291 includes self-adhesive mounting.

### Mortised Door Edges (UL Approved)



302B

Mortised Door Edges							
Part	Height	3/605 4/606	10/612 10B/613	10BE/BSP	32D/630	32DMS	32D316
300	Up to 42"	171.00	184.00	118.00	93.00	112.00	148.00
	43" - 66"	259.00	282.00	176.00	137.00	165.00	230.00
	67" - 96"	384.00	407.00	244.00	195.00	228.00	324.00
301	Up to 42"	171.00	184.00	118.00	93.00	112.00	148.00
	43" - 66"	259.00	282.00	176.00	137.00	165.00	230.00
	67" - 96"	384.00	407.00	244.00	195.00	228.00	324.00
302	Up to 42"	192.00	205.00	138.00	93.00	129.00	165.00
	43" - 66"	282.00	309.00	203.00	137.00	190.00	257.00
	67" - 96"	421.00	443.00	281.00	195.00	262.00	376.00
302B	Up to 42"	192.00	205.00	138.00	108.00	129.00	165.00
	43" - 66"	282.00	309.00	203.00	162.00	190.00	257.00
	67" - 96"	421.00	443.00	281.00	228.00	262.00	376.00

Available in stainless steel, brass and bronze. UL Listed for fire rated doors. Add \$14.80 per edge - specify UL when ordering (300-UL). Includes Phillips Flat Head Sheet Metal Screw Fasteners. To defray set up costs, add 30% for less than 10 pieces. Add an additional \$14.00 for each cutout.

Door edges are sized to be mortised into the surface of 1 3/4" thick wood doors.

Order form available when ordering.

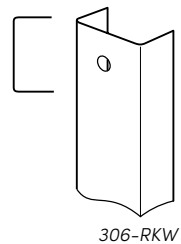


Experience a safer  
and more open world

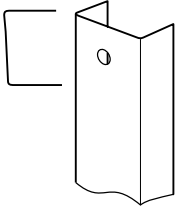
USA & Canada Prices Effective March 3, 2025  
Check the websites for the most updated product information.

USA: 800 458 2424 • www.rockwoodmfg.com | Canada: 800 461 3007 • www.assaabloydss.ca  
Copyright © 2021-2025, ASSA ABLOY Accessories and Door Controls Group, Inc. All rights reserved. Reproduction in whole or in part without the express written permission of ASSA ABLOY Accessories and Door Controls Group, Inc. is prohibited.

## Non-Mortise Door Edges (UL Approved)



306-RKW



306B

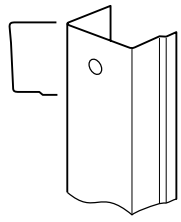
Non-Mortise Door Edges							
Part	Height	3/605 4/606	10/612 10B/613	10BE/BSP	32D/630	32DMS	32D316
304	Up to 42"	171.00	184.00	118.00	93.00	112.00	148.00
	43" - 66"	259.00	282.00	176.00	137.00	165.00	230.00
	67" - 96"	384.00	407.00	244.00	195.00	228.00	331.00
305	Up to 42"	171.00	184.00	118.00	93.00	112.00	148.00
	43" - 66"	259.00	282.00	176.00	137.00	165.00	230.00
	67" - 96"	384.00	407.00	244.00	195.00	228.00	331.00
306-RKW	Up to 42"	192.00	205.00	138.00	108.00	129.00	165.00
	43" - 66"	282.00	309.00	203.00	162.00	190.00	257.00
	67" - 96"	421.00	443.00	281.00	228.00	262.00	376.00
306-AST	Up to 96"	651.00	704.00	454.00	412.00	466.00	551.00
306B	Up to 42"	192.00	205.00	138.00	108.00	129.00	165.00
	43" - 66"	282.00	309.00	203.00	162.00	190.00	257.00
	67" - 96"	421.00	443.00	281.00	228.00	262.00	376.00
306B-AST	Up to 96"	651.00	704.00	454.00	412.00	466.00	551.00
307	Up to 42"	221.00	233.00	165.00	134.00	154.00	201.00
	43" - 66"	334.00	358.00	251.00	205.00	234.00	306.00
	67" - 96"	494.00	513.00	367.00	294.00	344.00	459.00

Available in stainless steel, brass and bronze. UL Listed for fire rated doors. Add \$14.80 per edge - specify UL when ordering (304-UL). Includes Phillips Flat Head Sheet Metal Screw Fasteners. To defray set up costs, add 30% for less than 10 pieces. Add an additional \$14.00 for each cutout.

Door edges are sized for 1<sup>3</sup>/<sub>4</sub>" thick wood or metal doors.

Order form available when ordering.

## Overlapping Door Edges (UL Approved)



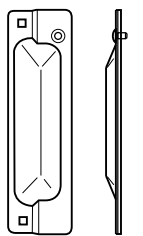
310BS

Overlapping Door Edges							
Part	Height	3/605 4/606	10/612 10B/613	10BE/BSP	32D/630	32DMS	32D316
308	Up to 42"	192.00	205.00	138.00	108.00	129.00	165.00
309	Up to 42"	192.00	205.00	138.00	108.00	129.00	165.00
310	Up to 42"	216.00	229.00	138.00	108.00	129.00	165.00
310B	Up to 42"	216.00	229.00	138.00	108.00	129.00	165.00
310BS	Up to 42"	216.00	229.00	138.00	108.00	129.00	165.00


Available in stainless steel, brass and bronze. UL Listed for fire rated doors. Add \$14.80 per edge - specify UL when ordering (308-UL). Includes Phillips Flat Head Sheet Metal Screw Fasteners. To defray set up costs, add 30% for less than 10 pieces. Add an additional \$14.00 for each cutout.

Order form available when ordering.

## Latch Protectors



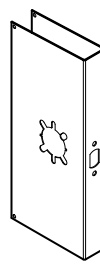
320-RKW



320CL

Latch Protectors				
Part	2C/603	10BE/BSP	26D/626	32D/630
320-RKW	20.40	65.00		36.70
320C	20.40	65.00		36.70
320CL	20.40	65.00		36.70
320CXL		65.00		36.70
321	15.60	48.00		27.10
322	14.30	48.00		22.00
325		111.00	64.00	
330		117.00		66.00

## Rockwood 350WP - Wrap Around Plate



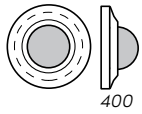
350WP

Wrap Around Plate				
Part	3/605 4/606	Stock PC/ 10BE/BSP	32D/630	32/629
350WP	163.00	127.00	99.00	110.00

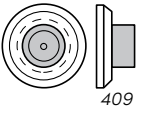
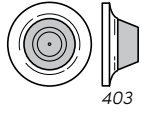
Note: To defray set up costs, add \$50 for less than 5 pieces.

Order form available when ordering.

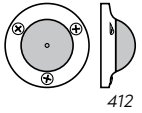
## Stops



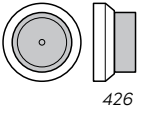
Solid Cast Wall Stops - Rubber Bumper						
Part	3/605	4/606 10/612 10B/613	10BE/ BSP	15/619	26D/ 626	26/625
400	12.00	15.30	20.30	15.30	10.20	19.10
401	12.20	15.70	19.10	15.70	10.70	19.40
402	12.80	16.20	19.90	16.20	11.30	20.30
403	12.00	15.30	20.30	15.30	10.20	19.10
404	12.20	15.70	20.80	15.70	10.70	19.40
405	12.80	16.20	21.50	16.20	11.30	20.30



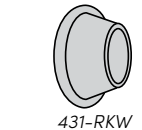
Wrought Wall Stops - Rubber Bumper						
Part	3/605 4/606	10/612 10B/613	10BE/ BSP	26D/ 626	26/625	32D/ 630
406	5.10	5.10	7.00	5.10	5.40	3.30
409	5.10	5.10	7.00	5.10	5.40	3.30



Solid Cast Wall Stops - Rubber Bumper						
Part	3/605	4/606 10/612 10B/613	10BE/ BSP	15/619	26D/ 626	26/625
412	17.70	18.90	51.00	18.90	16.20	18.30
415	42.40	41.20	64.00	30.60	27.90	42.40
416	17.70	18.90	51.00	19.00	16.20	18.30



Wrought Wall Stops - Rubber Bumper		
Part	10BE/BSP	32D/630
426	15.80	5.60



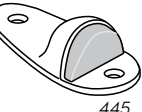
Solid Cast Wall Stop - Rubber Bumper						
Part	3/605 26/625	4/606	10B/613	10BE/ BSP	15/619	26D/ 626
430-RKW	9.80	11.00	10.70	14.60	15.70	8.20



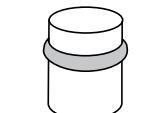
Wall Stops - Rubber Bumper		
Part	Gray	White
431-RKW	3.30	
432W		3.10



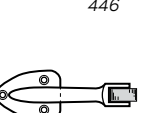
Dome Stops								
Part	3/605	4/606	10/612	10B/613	10BE/BSP	15/619	26D/626	26/625
440	7.80	8.30	9.60	8.70	13.10	12.00	7.10	8.20
441	9.00	8.70	10.00	9.20	14.50	11.00	8.20	8.70
441CU	13.50	12.80	14.90	13.50	20.30		11.90	12.70
441H	13.90	13.90	14.90	14.90	21.20	16.10	11.10	14.20
442	9.40	9.40	9.80	10.70	15.50	13.40	9.20	9.50
443	10.00	9.80	11.40	10.70	15.10	12.10	8.70	10.20



Cast Riser (for 440 & 441 Dome Stops)								
Part	3/605	4/606	10/612	10B/613	10BE/BSP	15/619	26D/626	26/625
444	4.50	4.50	4.90	4.90	7.00		4.00	4.50

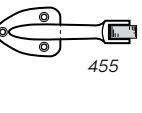


Heavy Duty Door Stops								
Part	3/605	4/606	10/612	10B/613	26D/626	10BE/BSP	15/619	26/625
445	29.40	28.80	28.80	28.80	18.90	41.60	30.80	29.60
445H	43.90	43.90	43.90	49.20	29.30	66.00	49.20	43.90



Door Stop								
Part	3/605	4/606	10/612	10B/613	26D/626	10BE/BSP	15/619	26/625
446	34.00	34.00	36.00	36.00	34.00	51.00	37.00	34.00

Riser (for 440 & 442 Dome Stops - 3/4" Riser; 2" Dia. Base)		
Part	Mill	ORB/BRS
449	6.60	7.10



Curved Roller Stop - Rubber Bumper						
Part	3/605	4/606 10/612	10B/613	10BE/ BSP	15/619 26/625	26D/626
455	38.50	42.40	44.60	58.00	46.60	36.50

Straight Roller Stops - Rubber Bumper								
Part	3/605	4/606	10/612	10B/613	10BE/BSP	15/619	26D/626	26/625
456-RKW	39.80	42.40	40.50	42.40	63.00	46.60	33.00	39.80
456B Gray (replacement bumper)								7.10
456L	43.90	45.20	45.20	46.60	65.00	58.00	41.20	55.00

Kick Down Door Stop - Rubber Bumper	
Part	BRS, BRZ, CRM
458	11.00

Spring Loaded Plunger Stop - Rubber Bumper								
Part	3/605	4/606	10/612	10B/613	10BE/BSP	15/619	26D/626	26/625
459	46.60	46.60	46.60	51.00	70.00	51.00	37.20	49.90

Kick Down Door Stops - Rubber Bumper			
Part	ALM, BRS, ORB		
460			17.80
461	35.20	39.10	39.10

461B Gray or Black (replacement bumper)			
Part	3/605	4/606	10/612
461L	51.00	49.20	49.20

Heavy Duty Door Stops				
Part	2C/603	26D/626	32D/630	Black (BLK)
462	47.30			
463-RKW			47.40	
464-RKW		98.00		
465		64.00		
466-RKW				30.50
467-RKW				44.50
468-RKW				112.00

Door Stops - Rubber Bumper								
Part	3/605	4/606	10/612	10B/613	10BE/BSP	15/619	26D/626	26/625
470		37.20	37.20	39.80	52.00	43.90	29.60	43.30
471	30.60	37.20	37.20	39.80	52.00	43.90	29.60	43.30
472	63.00	63.00	63.00	68.00	89.00	71.00	40.50	75.00
473	63.00	63.00	63.00	68.00	89.00	71.00	40.50	75.00
474	38.50	39.10	39.10	39.80	52.00	43.90	28.90	43.30
475	36.50	37.20	37.20	39.80	52.00	41.80	29.20	41.20
476	56.00	56.00	56.00	59.00	79.00	63.00	39.10	69.00
477	56.00	56.00	56.00	59.00	79.00	63.00	39.10	69.00
480		33.00	33.00	34.60	45.90	43.90	29.30	42.40
480H	40.50	38.50	38.50	39.80	52.00	47.80	32.80	47.80
481	39.10	39.10	39.10	41.20	55.00	45.20	30.50	43.30
481H	41.20	39.80	39.80	41.80	55.00	49.20	33.90	49.20
481MP Powder Coat Finish								110.00
482		33.90	33.90	30.90	45.20	38.50	27.50	38.50
483	32.20	34.60	34.60	33.00	45.20	42.40	29.60	40.50
485	52.00	46.60	46.60	49.90	66.00	53.00	39.80	53.00

Angle Door Stop - Rubber Bumper	
Part	2C/603
486	12.40

Heavy Duty Wall Stop - Rubber Bumper	
Part	26D/626
487	49.90

**ROCKWOOD**  
**ASSA ABLOY**

Experience a safer  
and more open world

USA & Canada Prices Effective March 3, 2025  
Check the websites for the most updated product information.

USA: 800 458 2424 • www.rockwoodmfg.com | Canada: 800 461 3007 • www.assaabloydss.ca  
Copyright © 2021-2025, ASSA ABLOY Accessories and Door Controls Group, Inc. All rights reserved. Reproduction in whole or in part without the express written permission of ASSA ABLOY Accessories and Door Controls Group, Inc. is prohibited.

## Door Stops (con't)

Door Stops						
Part	3/605	4/606	10/612	10B/613	10BE/BSP	15/619
<b>488</b>	70.00	70.00	77.00	77.00	117.00	75.00
<b>489</b>	85.00	85.00	95.00	95.00	139.00	95.00

### Door Holder & Stop

Part	26D/626
<b>490</b>	47.80

### Automatic Door Holder & Stop

Part	3/605	4/606	10/612	10B/613	10BE/BSP	15/619	26D/626	26/625
<b>491-RKW</b>	70.00	75.00	75.00	79.00	103.00	94.00	69.00	96.00
<b>491R</b>	72.00	77.00	77.00	81.00	107.00	184.00	70.00	97.00
<b>491S</b>	75.00	78.00	78.00	82.00	109.00	197.00	71.00	100.00
<b>494-RKW</b>	87.00	90.00		90.00	120.00	107.00	81.00	109.00
<b>494R</b>	88.00	92.00	88.00	92.00	121.00		82.00	110.00
<b>494S</b>	90.00	94.00	90.00	94.00	123.00		83.00	111.00

### Concealed Magnetic Door Stop

Part	26D/626	Black (BLK)	Clear
<b>495*</b> (Not available in Canada through Rockwood Manufacturing.)	30.90	27.10	27.10

### Door Stops - Rubber Bumper

Part	3/605	4/606	10/612	10B/613	10BE/BSP	15/619	26D/626	26/625
<b>505-RKW</b>		19.90	19.90	19.90	26.20	21.30	14.70	18.10
<b>508</b>	24.20	24.20	24.20	26.70	35.20	27.30	22.40	24.20

Part	Polished Brass (BRS)			Burnished Aluminum (ALM)				
<b>517</b>	6.00			5.80				
<b>518</b>	19.30	19.90	19.90	21.90	28.90	21.90	16.60	19.40
<b>519</b>	16.20	19.30	19.30	20.70	27.40	21.70	15.30	19.30

<b>520</b> White, Gray or Black (replacement bumper)	9.10						
------------------------------------------------------	------	--	--	--	--	--	--

Part	Antique Brass (ANT)	Polished Brass (BRS)	Bright Nickel (NP)	Black (BLK)
<b>525</b>	1.90	1.90	2.10	2.10
<b>526</b>		2.00	2.40	
<b>528</b>	5.60	5.60	6.40	

## Flush Bolts, Guides & Strikes

Flush Bolts, Guides & Strikes								
Part	3/605	4/606	10/612	10B/613	10BE/BSP	15/619	26D/626	26/625
<b>550</b>	32.70	39.80	39.80	42.40	60.00	45.20	33.00	51.00
<b>550G</b>	9.20			9.20	12.10		7.60	
<b>550S</b>	9.20			9.20	12.10		7.60	
<b>554</b>	75.00			75.00	104.00		71.00	
<b>554G</b>	49.90			49.90	70.00		47.80	
<b>554S</b>	49.90			49.90	70.00		47.80	
<b>555*</b>	23.90	23.90	26.10	25.00	40.30	30.40	19.40	26.40
<b>555B</b> (1 1/2" standard bolt head)				9.20				
<b>555B</b> (extra long bolt head - specify length)				28.90				
<b>555G</b>	7.70			7.70	10.00		6.20	
<b>555S</b>	7.70			7.70	10.00		6.20	
<b>555ROD</b> /per ft. (specify length)								3.90
<b>555 x 18BFB</b>							198.00	
<b>556WS</b>							56.00	
<b>557</b>	36.60	36.60	36.60	36.60	64.00	49.20	36.60	37.90
<b>557S</b>	9.20			9.20	9.30		7.60	
<b>557 x 19BFB</b>							218.00	
<b>570</b>	27.90	26.00	29.00	29.00	46.50	33.90	21.90	28.00

\*555.BSP Available for Quick Ship.

## Gravity Door Coordinator

Gravity Door Coordinators					
Part	3/605 4/606	10/612 10B/613	10BE/ BSP	15/619 26/625	26D/ 626
<b>576</b>	88.00	88.00	133.00	98.00	76.00
<b>576B</b> Gray					3.60

## Surface Bolts

Surface Bolts					
Part	3/605	10B/613	10BE/BSP	26D/626	32D/630
<b>580-8</b>	41.20	43.30	93.00	34.60	72.00
<b>580-12</b>	69.00	69.00	109.00	40.50	
<b>580-18</b>	191.00	191.00	270.00	179.00	
<b>580-24</b>	206.00	206.00	291.00	200.00	
<b>582-8</b>					148.00
<b>582-12</b>					180.00

### Heavy Duty Surface Bolts

<b>585-12</b>			311.00	155.00	
<b>585-24</b>			425.00	193.00	
<b>585-36</b>			1,137.00	1,043.00	
<b>585-48</b>			1,377.00	1,261.00	

## Roller Latches

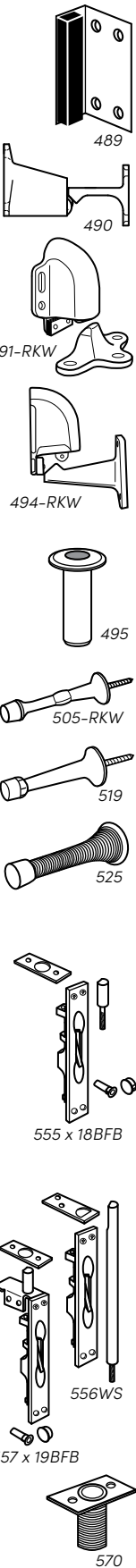
Roller Latches									
Part	3/605	4/606	10/612	10B/613	10BE/BSP	15/619	26D/626	26/625	
<b>590</b>	41.80	59.00	59.00	45.20	78.00	49.90	34.60	43.30	
<b>590DA</b> (Strike Only)	136.00		136.00		136.00				
<b>590SO</b>	24.80	24.80	24.80	24.80	34.50	29.60	23.20	23.20	
<b>591</b>	45.20	62.00	62.00	55.00	82.00	69.00	37.90	59.00	
<b>591SO</b>	29.60	29.60	28.00	29.60	39.10	34.60	26.30	26.30	
<b>592</b>	41.80	59.00	59.00	43.90	78.00	59.00	34.60	43.30	
<b>592SO</b>	24.80	24.80	24.80	24.80	34.50	28.00	23.20	23.20	
<b>Part</b>	3/605 4/606	10/612 10B/613	10BE/ BSP	15/ 619	26D/ 626	26/ 625			
<b>593</b>	87.00	87.00	115.00	98.00	64.00	95.00			
<b>Part</b>	3/ 605	4/ 606	10/ 612	10B/ 613	10BE/ BSP	15/ 619	26D/ 626	26/ 625	
<b>593SO</b>	24.80			24.80	34.50		23.20		
<b>594</b>	55.00	55.00	55.00	59.00	78.00	59.00	36.50	55.00	
<b>594SO</b>					34.50				

## Gate Latch

Gate Latch				
Part	4/606	10/612 10B/613	10BE/BSP	26D/626
<b>602</b>	64.00	64.00	88.00	60.00
<b>602 Spring</b> (25 pk)				19.20

**ROCKWOOD**  
**ASSA ABLOY**

Experience a safer  
and more open world



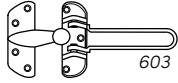
USA & Canada Prices Effective March 3, 2025

Check the websites for the most updated product information.

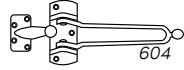
USA: 800 458 2424 • www.rockwoodmfg.com | Canada: 800 461 3007 • www.assaabloydss.ca

Copyright © 2021-2025, ASSA ABLOY Accessories and Door Controls Group, Inc. All rights reserved. Reproduction in whole or in part without the express written permission of ASSA ABLOY Accessories and Door Controls Group, Inc. is prohibited.

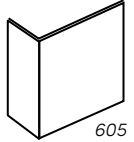
## Door Guards



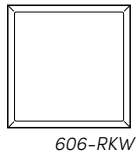
Door Guards					
Part	Antique Brass (ANT)	Polished Brass (BRS)	Bright Chrome (CRM)	Dull Chrome (DCRM)	
603	16.10	16.10	16.10	16.10	
603 Shim Clear Plastic				4.30	
Part	3/605	4/606	10/612 10B/613 15/619	26D/626	26/625
604	35.90	33.90	37.20	28.90	33.90
604 Shim Clear Plastic				4.40	



## Door Guard Protection Plate

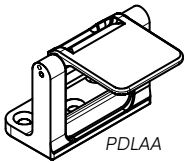


Door Guard Protection Plate					
Part	3/605 4/606	BSP	10/612 10B/613	26D/626	26/625
605	8.20	19.80	8.20	8.80	9.20
605SMS	16.90	39.10	18.50	16.90	16.90



## Wall Guard

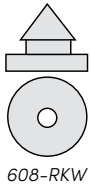
Wall Guard		
Part	Pack Size	Clear
606-RKW	55/sheet	72.00



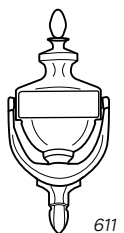
## Privacy Door Latch

Privacy Door Latch						
Part	3/605	4/606	10BE/ BSP	15/619	26/625	26D/ 626
PDLAA	46.70	46.70	46.40	41.10	43.50	41.10

## Door Silencers



Door Silencers				
Part	Pack Size	Clear	Gray Rubber	Black
608-RKW	100		12.60	12.60
608CA	300	128.00		
609	100		18.50	

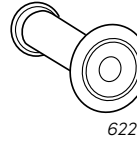


## Door Knockers

Door Knockers							
Part	3/ 605	4/ 606	10/ 612	10B/ 613	10BE/ BSP	15/ 619	26D/ 626
611	55.00	70.00	70.00	75.00	95.00	78.00	53.00
614	44.60	59.00	47.80	59.00	79.00	75.00	43.30
614V	58.00	71.00	87.00	71.00	89.00	89.00	57.00

For 611, drill for Viewer. Add \$5.00.  
Engraving up to four numbers add \$25.00.

## Door Viewers



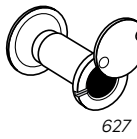
Door Viewers						
Part	Antique Bronze (ANT)	Polished Brass (BRS)	Bright Chrome (CRM)	Satin Nickel (STNN)	Dull Chrome (DCRM)	Black (BLK)
619	15.10	13.90	13.90	14.90		
620	8.50	8.50	8.50	10.20		
621	10.10	10.10	10.10			
622	12.90	12.90	12.90	14.90	13.00	15.30

## Door Viewer Washers

Door Viewer Washers				
Part	Antique Bronze (ANT)	Polished Brass (BRS)	Bright Chrome (CRM)	Satin Nickel (STNN)
618W	11.00	11.00	11.00	11.00

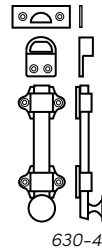
\*Universal washer to fit all Rockwood Door Viewers.

## Door Viewers with Covers



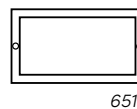
Door Viewers with Covers						
Part	Pack Size	Antique Bronze (ANT)	Polished Brass (BRS)	Bright Chrome (CRM)	Dull Chrome (DCRM)	Black (BLK)
620VC Covers Only	10	60.00	60.00	60.00		
622VC Covers Only	10	75.00	75.00	75.00		
624		13.60	13.60	13.60		
626		17.70	17.70	17.70	17.70	
627				24.90		32.50
628				24.30		31.60
629				26.20		34.20

## Surface Bolts



Surface Bolts				
Part	3/605	10B/613	10BE/BSP	26D/626
630-4	35.90	42.40	89.00	34.60
630-8	66.00	79.00	140.00	64.00
630-12	120.00	154.00	238.00	149.00
630-24	203.00	261.00	450.00	252.00

## Card Holder



Card Holder				
Part	3/605 4/606	10/612 10B/613	10BE/BSP	26D/ 626
651	28.80	28.80	37.40	27.10

## Decals

Decals	
Part	Price
660	9.30
661	9.30
662-RKW	9.70

**THIS DOOR TO REMAIN UNLOCKED DURING BUSINESS HOURS**  
660

**THIS DOOR TO REMAIN UNLOCKED WHILE BUILDING IS OCCUPIED**  
661

**THESE DOORS TO REMAIN UNLOCKED WHILE BUILDING IS OCCUPIED**  
662-RKW

**ROCKWOOD®**  
**ASSA ABLOY**

Experience a safer  
and more open world

USA & Canada Prices Effective March 3, 2025  
Check the websites for the most updated product information.

USA: 800 458 2424 • www.rockwoodmfg.com | Canada: 800 461 3007 • www.assaabloydss.ca  
Copyright © 2021-2025, ASSA ABLOY Accessories and Door Controls Group, Inc. All rights reserved. Reproduction in whole or in part without the express written permission of ASSA ABLOY Accessories and Door Controls Group, Inc. is prohibited.



## 670 Series Engraved Signs

**SPECIFY COPY**

670

**WOMEN**

670W

**PUSH**

674H

670 Series Engraved								
Part	Black or Brown Plastic	28/628	3/605 4/606	10/612	10B/613	10BE/BSP	26/625 26D/626	32D/630
670 (1"H Letters or smaller)	12.60	17.00	17.60	18.00	19.00	39.00		32.00
<b>670M</b>	31.60	57.00	52.00	58.00	58.00	87.00		63.00
<b>670W</b>	44.70	77.00	82.00	91.00	91.00	121.00		89.00
<b>670R</b>	31.60	113.00	118.00	118.00	118.00	163.00		132.00
<b>674H (PUSH)</b>	37.00	47.30	72.00	65.00	65.00	85.00	65.00	68.00
<b>674L (PULL)</b>	37.00	47.30	72.00	65.00	65.00	85.00	65.00	68.00

Available in .125" thick plastic or .050" thick metal. Pricing for 670 is minimum of 3 letters. Over 3 letters there will be an additional charge per letter; per sign for Part's 670M, 670W, 670R. Over 1"H letters contact factory for pricing. Call for pricing on multi-line signs.

## BF680 Series Barrier Free Signs

**SPECIFY COPY**

BF680

BF680 Series Barrier Free									
Part	Black, Blue, Brown or Red Plastic	28/628	3/605 4/606	10/612	10B/613	10BL/614	10BE/BSP	26/625 26D/626	32D/630
<b>BF680</b>	30.00	56.00	54.00	54.00	54.00	60.00	64.00	52.00	65.00
<b>BF680M</b>	57.00	125.00	118.00	118.00	118.00	139.00	170.00	112.00	133.00
<b>BF680W</b>	82.00	180.00	172.00	172.00	172.00	192.00	261.00	166.00	206.00
<b>BF680R</b>	116.00	263.00	250.00	250.00	250.00	273.00	400.00	243.00	320.00

Standard 1" letter height. Grade 2 Braille translations. Available in .125" non-glare plastic or .050" thick metal. Pricing is per letter for Part BF680 priced 3 letter minimum. Over 3 letters there will be additional charge per letter for Part's BF680M, BF680W, BF680R. Screw mounting provided. Self-adhesive mounting available.

## BF Series ADA Tactile Signs



BF685



BF687



BF688

BF Series ADA Tactile						
Part	Black, Blue, Brown or Red Plastic	3/605 4/606	10/612 10BL/614	10BE/BSP	26/625 26D/626	32D/630
<b>BF683</b>	98.00	291.00	291.00	323.00	267.00	259.00
<b>BF684</b>	98.00	288.00	288.00	323.00	267.00	259.00
<b>BF685</b>	98.00	288.00	288.00	323.00	267.00	259.00
<b>BF686</b>	98.00	334.00	334.00	379.00	310.00	302.00
<b>BF687</b>	98.00	312.00	312.00	352.00	287.00	279.00
<b>BF688</b>	98.00	312.00	312.00	352.00	287.00	279.00
<b>BF689</b>	98.00	334.00	334.00	379.00	310.00	302.00

Standard 1" letter height. Grade 2 Braille translations. Available in .125" non-glare plastic or .050" thick metal. Screw mounting provided. Self-adhesive mounting available.

## BFM Series ADA Molded Plastic Signs



BFM687



BFM688



BFM689

Molded Plastic		
Part	Black	Blue
<b>BFM682</b>	23.20	23.20
<b>BFM684</b>	23.20	23.20
<b>BFM685</b>	23.20	23.20
<b>BFM686</b>	23.20	23.20
<b>BFM687</b>	23.20	23.20
<b>BFM688</b>	23.20	23.20
<b>BFM689</b>	23.20	23.20

Standard 5/8" letter height. Grade 2 Braille translations. Self-adhesive mounting.



BFM624



BFM625

## All Gender Restroom Signs

Molded Plastic	
Part	Blue
<b>BFM624</b>	31.80
<b>BFM625*</b>	25.30

\*Standard 5/8" letter height. Grade 2 Braille translations. Self-adhesive mounting.

## Auxiliary Hardware

### Hand Rail Brackets - Specify Wood or Metal Rail

Part	3/605	10B/613	10BE/BSP	15/619	26D/626	26/625
<b>700</b>	81.00	90.00		98.00	87.00	87.00
<b>701</b>	82.00	88.00	120.00	94.00	82.00	82.00
<b>702</b>	72.00	79.00	111.00	87.00	76.00	76.00

### Coat Hooks

Part	3/605	10B/613	10BE/BSP	15/619	15A/620	26D/626	26/625
<b>790</b>	12.30	16.60	32.50		30.90	11.40	13.60
<b>796</b>	13.00	17.80	34.50	18.00	28.80	13.90	11.40
<b>802</b>	14.80	19.30	39.60	18.40	30.30	15.70	12.70
<b>806</b>	16.60	21.20	42.40	21.20	31.90	18.10	14.70

### Ball Knob

Part	10B/613	10BE/BSP	15/619	26D/626	26/625
<b>841</b>	17.80	27.70	18.10	11.50	12.00

### Utility Pull

Part	3/605 4/606	10B/613	10BE/BSP	26/625 26D/626	Burnished Aluminum
<b>845</b>	43.30	47.20	62.00	45.90	16.90

### Wire Pulls - Specify Door Thickness

Part	3/605 4/606	10B/613	10BE/BSP	26D/626	26/625	32D/630	32DMS
<b>850</b>	43.70	46.50	51.00	41.70	41.70	38.40	54.00
<b>851</b>	43.70	46.50	51.00	41.70	41.70	38.40	54.00
<b>852</b>	43.70	46.50	51.00	41.70	41.70	38.40	54.00
<b>853</b>	41.10	16.00	38.10	9.90	9.30	9.80	40.50
<b>856-RKW</b>	48.50	50.00	58.00	46.50	46.50	44.70	61.00

### Flush Pulls

Part	3/605	10BE/BSP	26D/626	32D/630
<b>860</b>		19.00		8.60
<b>870</b>	7.60	12.60		5.40
<b>872</b>	19.10	41.60	21.70	

### Edge Pulls

Part	3/605	4/606	10B/613	10BE/BSP	26D/626	26/625
<b>880</b>	17.40		19.00		16.90	
<b>885</b>	58.00	65.00	65.00	70.00	63.00	65.00

### Pocket Door Pulls - For use on 3/8" to 1 1/4" Doors

Part	3/605	10B/613	26D/626	26/625
<b>890</b>	17.80	19.00	17.20	17.80
<b>891</b>	18.40	20.10	17.90	18.40

### Magnetic Catches

Part	Brass	Aluminum
<b>900</b>	11.50	12.10
<b>901</b>	16.60	17.40

### Adjustable Ball Catches

Part	3/605	26D/626
<b>910</b>	12.10	12.00
<b>910RC</b>		16.10
<b>911</b>	12.80	12.80
<b>911RC</b>		17.90

## Coordinators

### Carry Bar for 2600 Series Coordinators

Part	Black	32D/630
<b>1100</b>	74.00	106.00

### Mounting Brackets (For Soffit Applied Hardware)

Part	Black	28/628
<b>2601AB</b>	24.60	35.20
<b>2601C</b>	24.60	35.20
<b>2601D</b>	43.10	43.50

### 2600 Series Coordinators w/ Filler and Filler Bars

Part	Black	28/628
<b>NX2648-NX2654</b>	156.00	178.00
<b>2655-2660</b>	169.00	162.00
<b>2661-2672</b>	129.00	162.00
<b>2673-2696</b>	150.00	178.00
<b>L2662-L26112</b>	126.00	264.00
<b>FB-1</b>	48.10	39.80
<b>FB-2</b>	46.10	46.00

### 1700 Universal Door Coordinator

<b>1700</b>	138.00	145.00
-------------	--------	--------

## Flush Bolts

### Flush Bolts

Part	3/605 4/606	10/612	10B/613	10BE/BSP	26/625	26D/626	32D/630	32/629
<b>2805</b>	100.00	100.00		158.00		97.00	95.00	108.00
<b>2840</b>	100.00	100.00	100.00	158.00	100.00	97.00	95.00	
<b>2842</b>	190.00	190.00	190.00	300.00	190.00	171.00	169.00	
<b>2845</b>	190.00	190.00	190.00	300.00	190.00	183.00	182.00	
<b>2848</b>	190.00	190.00		300.00			182.00	204.00
<b>2849</b>	190.00	190.00		300.00			182.00	204.00
<b>2905</b>	105.00	105.00		154.00		101.00	100.00	114.00
<b>2940</b>	105.00		105.00	154.00	105.00	101.00	100.00	
<b>2942</b>	205.00	205.00	205.00	324.00	205.00	183.00	182.00	
<b>2945</b>	205.00	205.00	205.00	324.00	205.00	199.00	197.00	
<b>2948</b>	205.00	205.00		299.00			197.00	220.00
<b>2949</b>	205.00	205.00		292.00			197.00	220.00
<b>2960</b>	239.00	239.00		352.00			232.00	258.00
<b>2962</b>	239.00	239.00		352.00			232.00	258.00
<b>BFB (wood or metal door)</b>							160.00	
<b>CPK 2840</b>	28.80	28.80	28.80	39.10			27.60	30.90

**ROCKWOOD®**

**ASSA ABLOY**

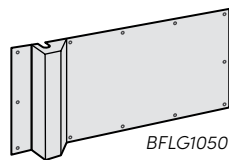
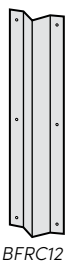
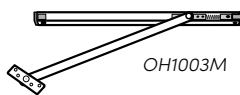
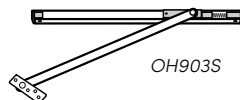
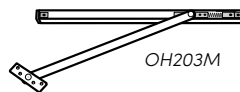
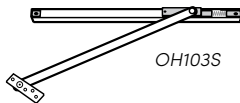
Experience a safer  
and more open world

USA & Canada Prices Effective March 3, 2025  
Check the websites for the most updated product information.

USA: 800 458 2424 • www.rockwoodmfg.com | Canada: 800 461 3007 • www.assaabloydss.ca  
Copyright © 2021-2025, ASSA ABLOY Accessories and Door Controls Group, Inc. All rights reserved. Reproduction in whole or in part without the express written permission of ASSA ABLOY Accessories and Door Controls Group, Inc. is prohibited.

## Overhead Holders & Stops

Heavy Duty Concealed		
Part	10BE	32D/630
OH101S	368.00	406.00
OH102S	368.00	406.00
OH103S	368.00	406.00
OH104S	368.00	406.00
OH105S	368.00	406.00
OH101H	336.00	370.00
OH102H	336.00	370.00
OH103H	336.00	370.00
OH104H	336.00	370.00
OH105H	336.00	370.00
Standard Duty Concealed		
Part	10BE	32D/630
OH201M	133.00	164.00
OH202M	133.00	164.00
OH203M	133.00	164.00
OH204M	133.00	164.00
OH205M	133.00	164.00
Heavy Duty Surface Mounted		
Part	10BE	32D/630
OH901S	339.00	362.00
OH902S	339.00	362.00
OH903S	339.00	362.00
OH904S	339.00	362.00
OH905S	339.00	362.00
OH901H	339.00	362.00
OH902H	339.00	362.00
OH903H	339.00	362.00
OH904H	339.00	362.00
OH905H	339.00	362.00
Standard Duty Surface Mounted		
Part	10BE	32D/630
OH1001M	133.00	178.00
OH1002M	133.00	178.00
OH1003M	133.00	178.00
OH1004M	133.00	178.00
OH1005M	133.00	178.00



## Covers

Latch Guard Covers - .050" Thick (Specify Handing)				
Part	3/605	10B/613	10BE/BSP	32D/630
BFLG10			216.00	162.00
BFLG12			227.00	166.00
BFLG16			281.00	188.00
Vertical Rod Covers - .050" Thick				
Part	3/605	10B/613	10BE/BSP	32D/630
BFRC12	180.00	191.00	172.00	60.00
BFRC24	211.00	211.00	252.00	86.00
Vertical Rod Latch Guard Cover				
Part	Width of Door	10BE/BSP	32D/630	
BFLG1050	Up to 36"	361.00	269.00	

Over 36" add \$1.50/in.

USA & Canada Prices Effective March 3, 2025

Check the websites for the most updated product information.

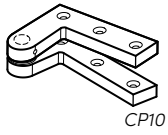
USA: 800 458 2424 • www.rockwoodmfg.com | Canada: 800 461 3007 • www.assaabloydss.ca

Copyright © 2021-2025, ASSA ABLOY Accessories and Door Controls Group, Inc. All rights reserved. Reproduction in whole or in part without the express written permission of ASSA ABLOY Accessories and Door Controls Group, Inc. is prohibited.

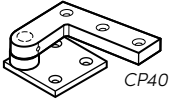
**ROCKWOOD®**

**ASSA ABLOY**

Experience a safer  
and more open world



CP10



CP40

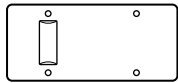
Pivots

Standard Head				
Part	3/605 4/606	10/612 10B/613	10BE/BSP	26/625 26D/626
CP10	376.00	411.00	562.00	396.00
CP10HD	543.00	581.00	796.00	563.00
Standard Floor				
CP40	376.00	411.00	562.00	396.00
CP40HD	543.00	581.00	796.00	563.00

Prices are for 1 3/4" thick wood doors. Pivots for thicker doors are priced on application. Allow 4 weeks delivery. NOTE: Pivots are 3/8" x 7/8" wide; HD (heavy duty) pivots are 1/2" x 1" wide.

Order form available when ordering.

Custom Strikes



590DA

Custom Strikes					
Part	Quantity	3/605 4/606 10/612 10B/613	10BE/ BSP	26/625 26D/626 32/629	32D/ 630
CS-ASA1, CS-ASA2, CS-OM, CS-T, 590-DA	Up to 5	76.00	91.00	76.00	58.00
	6 to 10	66.00	83.00	68.00	53.00
	11 to 20	63.00	78.00	63.00	46.60
	21 +	59.00	72.00	59.00	43.30

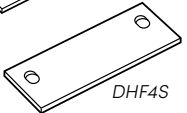
.090" Thick (€102.00 minimum charge. Made to your specifications.)

Order form available when ordering.

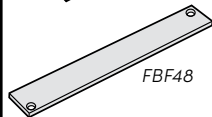
Filler Plates & Shims



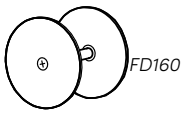
DF86



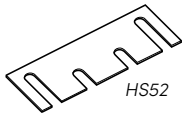
DHF4S



FBFB48



FD160



HS52

Filler Plates & Shims			Part	Pack Size	Price
Part	Pack Size	Price	HS54	50	107.00
DF86	25	122.00	LA86	25	218.00
DFF4	25	92.00	LF161	25	82.00
DFF5	25	101.00	SFASA	25	80.00
DHF4B	25	94.00	SF160	25	71.00
DHF4S	25	98.00	SFB160	25	74.00
DHF5B	25	92.00			
DHF5S	25	101.00			
FBFB48	25	109.00			
FBS48	25	65.00			
FC161	25	118.00			
FD160	25	101.00			
HS42	50	82.00			
HS44	50	98.00			
HS52	50	98.00			

Sold in pack quantities only.

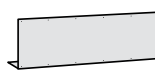
Angle Plates



KB1150



KB1151



KB1152

Angle Plates		
Part	Description	Pricing
KB1150 Style A	One-Sided	Fax or Email Dimensions for Pricing
KB1151 Style C	Two-Sided	Fax or Email Dimensions for Pricing
KB1152 Style B	Bottom	Fax or Email Dimensions for Pricing

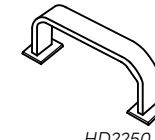
.050" Thick - Refer to page 40 for Angle Plate Fasteners. Add \$39.70 list per bend to plates price.

Order form available when ordering.

Trim Protector Bars

Heavy Duty - 3/8" thick stainless for heavy traffic.

Part	CTC	10BE/ BSP	32D/ 630	32DMS
HD2230	8"	293.00	200.00	268.00
HD2240	8"	293.00	200.00	268.00
HD2250	8"	293.00	200.00	268.00



HD2250

Lever - 3/8" thick for heavy traffic.

Part	10BE/ BSP	32D/ 630	32DMS
R101LPB	206.00	133.00	205.00
R102LPB	331.00	249.00	301.00
R111LPB	212.00	138.00	194.00
R112LPB	378.00	289.00	344.00
R115LPB	234.00	146.00	212.00



R111LPB

Exit Device - 3/8" thick stainless for heavy traffic. Field cutting hinge end of exit device is required.

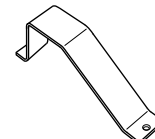
R116EDPL	522.00	373.00	474.00
R116EDPH	522.00	373.00	474.00



R116EDPH

Standard Duty - 3/16" thick stainless for moderate traffic.

SD1230	107.00	72.00	99.00
SD1240	107.00	72.00	99.00
SD1250	107.00	72.00	99.00
SD1260	107.00	72.00	99.00



SD1260



Experience a safer and more open world

USA & Canada Prices Effective March 3, 2025

Check the websites for the most updated product information.

USA: 800 458 2424 • www.rockwoodmfg.com | Canada: 800 461 3007 • www.assaabloydss.ca

Copyright © 2021-2025, ASSA ABLOY Accessories and Door Controls Group, Inc. All rights reserved. Reproduction in whole or in part without the express written permission of ASSA ABLOY Accessories and Door Controls Group, Inc. is prohibited.

## Door Plates Hundred Square Inch Size Chart

To calculate the list price of kick plate, use the hundred square inch number times the list price. (Example: 10" x 34" is 3.40 square inches.) Take that number times the list price from the following page. (Example: 32D list \$13.20 x 3.40 = \$44.88.)

H/W	24"	26"	28"	30"	32"	34"	36"	38"	40"	42"	44"	46"	48"
4"	0.96	1.04	1.12	1.20	1.28	1.36	1.44	1.52	1.60	1.68	1.76	1.84	1.92
6"	1.44	1.56	1.68	1.80	1.92	2.04	2.16	2.28	2.40	2.52	2.64	2.76	2.88
8"	1.92	2.08	2.24	2.40	2.56	2.72	2.88	3.04	3.20	3.36	3.52	3.68	3.84
10"	2.40	2.60	2.80	3.00	3.20	3.40	3.60	3.80	4.00	4.20	4.40	4.60	4.80
12"	2.88	3.12	3.36	3.60	3.84	4.08	4.32	4.56	4.80	5.04	5.28	5.52	5.76
14"	3.36	3.64	3.92	4.20	4.48	4.76	5.04	5.32	5.60	5.88	6.16	6.44	6.72
16"	3.84	4.16	4.48	4.80	5.12	5.44	5.76	6.08	6.40	6.72	7.04	7.36	7.68
18"	4.32	4.68	5.04	5.40	5.76	6.12	6.48	6.84	7.20	7.56	7.92	8.28	8.64
20"	4.80	5.20	5.60	6.00	6.40	6.80	7.20	7.60	8.00	8.40	8.80	9.20	9.60
22"	5.28	5.72	6.16	6.60	7.04	7.48	7.92	8.36	8.80	9.24	9.68	10.12	10.56
24"	5.76	6.24	6.72	7.20	7.68	8.16	8.64	9.12	9.60	10.08	10.56	11.04	11.52
26"	6.24	6.76	7.28	7.80	8.32	8.84	9.36	9.88	10.40	10.92	11.44	11.96	12.48
28"	6.72	7.28	7.84	8.40	8.96	9.52	10.08	10.64	11.20	11.76	12.32	12.88	13.44
30"	7.20	7.80	8.40	9.00	9.60	10.20	10.80	11.40	12.00	12.60	13.20	13.80	14.40
32"	7.68	8.32	8.96	9.60	10.24	10.88	11.52	12.16	12.80	13.44	14.08	14.72	15.36
34"	8.16	8.84	9.52	10.20	10.88	11.56	12.24	12.92	13.60	14.28	14.96	15.64	16.32
36"	8.64	9.36	10.08	10.80	11.52	12.24	12.96	13.68	14.40	15.12	15.84	16.56	17.28
38"	9.12	9.88	10.64	11.40	12.16	12.92	13.68	14.44	15.20	15.96	16.72	17.48	18.24
40"	9.60	10.40	11.20	12.00	12.80	13.60	14.40	15.20	16.00	16.80	17.60	18.40	19.20
42"	10.08	10.92	11.76	12.60	13.44	14.28	15.12	15.96	16.80	17.64	18.48	19.32	20.16
44"	10.56	11.44	12.32	13.20	14.08	14.96	15.84	16.72	17.60	18.48	19.36	20.24	21.12
46"	11.04	11.96	12.88	13.80	14.72	15.64	16.56	17.48	18.40	19.32	20.24	21.16	22.08
48"	11.52	12.48	13.44	14.40	15.36	16.32	17.28	18.24	19.20	20.16	21.12	22.08	23.04

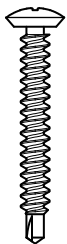
### Options

Option	Add	12"H or Less	Over 12" - 48"H
<b>HVBEV</b>	Heavy Beveled Edges	8.00	13.70
<b>BEV</b>	Beveled - No charge included on all plates		
<b>CSK</b>	Countersunk Holes	0.60 per hundred square inch	
<b>SA</b>	Self-Adhesive Mount	21.00	43.50
	CFC		45.60
	Cut for Louver		142.00
	Notch for Armor		65.00
	Add Row of Screws		20.50
	UL Listing		13.30

Order form available for K1050 for Notch, Cylinder and Louver preps.

### Screw Quantity Chart

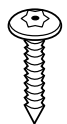
Height/Length	17" - 24"	25" - 32"	33" - 40"	41" - 48"
4" - 12"	8 pcs.	10 pcs.	12 pcs.	14 pcs.
13" - 18"	10 pcs.	12 pcs.	14 pcs.	16 pcs.
19" - 24"	12 pcs.	14 pcs.	16 pcs.	18 pcs.
25" - 32"	16 pcs.	18 pcs.	20 pcs.	22 pcs.
33" - 40"	18 pcs.	20 pcs.	22 pcs.	24 pcs.
40" - 48"	20 pcs.	22 pcs.	24 pcs.	26 pcs.



#### Cut Installation Time in Half with SELF DRILLING TEK SCREWS

- For US32D Kick Plates SP1050; \$47.90/Hundred Pack.
- For US3 Kick Plates SP1069; \$88.00/Hundred Pack
- Packed with each plate - specify when ordering "by TEK Screws".

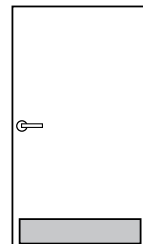
Size	Screws Required	US32D 630
8" x 34"	12	5.80
10" x 34"	12	5.80
12" x 34"	12	5.80
16" x 34"	14	6.70
36" x 34"	22	10.50



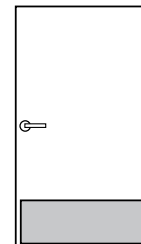
#### TORX SECURITY SCREWS

- For US32D Kick Plates SP1042; \$95.00/Hundred Pack.
- Packed with each plate - specify when ordering "by TORX Screws".

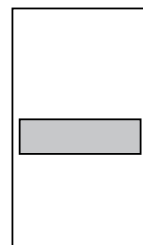
Size	Screws Required	US32D 630
8" x 34"	12	11.40
10" x 34"	12	11.40
12" x 34"	12	11.40
16" x 34"	14	13.30
36" x 34"	22	20.90



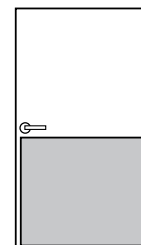
Mop Plate  
Up to 8"H x 48"W



Kick Plate  
6" to 12"H x 48"W



Stretcher Plate  
6" to 12"H and up to 48"W



Armor Plate  
Up to 48"H x 48"W

USA & Canada Prices Effective March 3, 2025

Check the websites for the most updated product information.

USA: 800 458 2424 • www.rockwoodmfg.com | Canada: 800 461 3007 • www.assaabloydss.ca

Copyright © 2021-2025, ASSA ABLOY Accessories and Door Controls Group, Inc. All rights reserved. Reproduction in whole or in part without the express written permission of ASSA ABLOY Accessories and Door Controls Group, Inc. is prohibited.

**ROCKWOOD**

**ASSA ABLOY**

Experience a safer  
and more open world

Price includes beveled edges!

Door Plates

Finish	Maximum Size	8", 10", 12" Height	4", 6" Special Height <12"	12.1" ≤ 36" High	36.1" ≤ 48" High
K1050					
K1050WS (UL+WS add)					
US32D	48" x 48"	13.20	16.00	13.60	13.60
US32DMS	48" x 48"	25.90	30.90	26.20	26.20
US32D316	40" x 48"	22.30	26.70	23.00	23.00
US32	48" x 48"	35.70	42.80	36.40	36.40
US3	48" x 48"	51.00	61.00	65.00	78.00
US4	48" x 48"	51.00	61.00	65.00	78.00
US9	48" x 48"	57.00	69.00	72.00	88.00
US10	48" x 48"	62.00	74.00	74.00	89.00
US10B	48" x 48"	59.00	71.00	74.00	89.00
10BE/BSP (Stock PC's)	48" x 48"	20.90	25.10	21.60	21.60
4E	48" x 48"	23.10	27.60	23.80	23.80
US15	24" x 48"	60.00	71.00		
US26D	24" x 48"	59.00	71.00		
US26	24" x 48"	59.00	71.00		
US5	48" x 48"	59.00	71.00	74.00	89.00
US28	48" x 48"	14.10	17.00	14.70	14.70
K1038					
US32D	48" x 48"	13.20	16.00	13.60	13.60
K1062					
32D	48" x 48"	41.60	41.60	41.60	41.60
32DMS	48" x 48"	45.90	45.90	45.90	45.90
10BE/BSP (Stock PC's)	48" x 48"	45.70	45.70	45.70	45.70
K1125					
US32D	48" x 48"	125.00	125.00	125.00	125.00
US3	48" x 48"	239.00	239.00	239.00	239.00
US4	48" x 48"	239.00	239.00	239.00	239.00
US9	48" x 48"	275.00	275.00	275.00	275.00
US10	48" x 48"	258.00	258.00	258.00	258.00
US10B	48" x 48"	258.00	258.00	258.00	258.00
10BE/BSP (Stock PC's)	48" x 48"	140.00	140.00	140.00	140.00
US28	48" x 48"	68.00	68.00	68.00	68.00
ALM DIA	48" x 48"	70.00	70.00	70.00	70.00
K2125					
Stock Plastic	48" x 48"	40.80	40.80	40.80	40.80
K3125					
Stock Plastic	48" x 48"	17.60	17.60	17.60	17.60
K4125					
Clear Plastic	48" x 48"	17.60	17.60	17.60	17.60
K2060					
Stock Kydex .060"	48" x 48"	20.00	22.90	20.00	20.00

OTHER OPTIONS

- Countersunk on .050" Metal Plates add \$0.60 per hundred square inch.
- SA - Self-Adhesive Kick Plates 12" high & under add \$21.00 each, over 12" high add \$43.50 each (not available on any US10B size or Brass & Bronze Base Plates over 24" high).

FOR FIRE RATED OPENINGS

- K1050-F\* Screw Mounted Plates for steel fire doors rated up to and including 3 hours and wood composite type fire doors rated up to 1 1/2 hours. Available in US32D and all other metal finishes. **Add \$13.30 per plate.** (Maximum Size: 54"H x 46 1/2"W) **UL Approved.**
- K2060SA-F\* Self-Adhesive Kydex for 90-minute wood door and 3-hour metal door. **Add \$13.30 per plate.** (Maximum Size: 54"H x 46 1/2"W) **UL Approved.**



\* **NFPA 80 STANDARDS — 6.4.5 Protection Plates:** Factory-installed protection plates shall be installed in accordance with the listing of the door. Field-installed protection plates shall be labeled and installed in accordance with their listing. *Exception: Labeling is not required where the top of the protection plate is not more than 16" (406 mm) above the bottom of the door.*

NOTE: Door Plate list pricing is per hundred square inches. Refer to "Hundred Square Inch Size Chart" on page 29 to calculate the list price of each door plate and other available options. See page 40 for special kick plate fasteners.

NOTE: K1050WS plates have a UL and Windstorm rating, add \$38.30 per plate.



Experience a safer and more open world

USA & Canada Prices Effective March 3, 2025  
Check the websites for the most updated product information.

USA: 800 458 2424 • www.rockwoodmfg.com | Canada: 800 461 3007 • www.assaabloydss.ca  
Copyright © 2021-2025, ASSA ABLOY Accessories and Door Controls Group, Inc. All rights reserved. Reproduction in whole or in part without the express written permission of ASSA ABLOY Accessories and Door Controls Group, Inc. is prohibited.

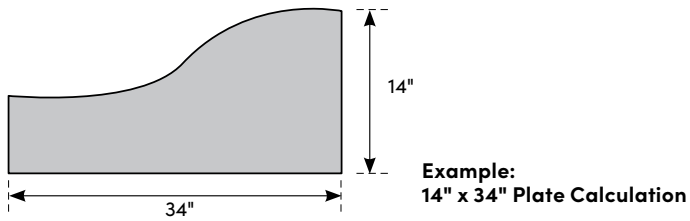


## K1050-1 - K1050-8 & K1050A-1 - K1050A-8 (.050" Thick) Shaped Metal Plates Add-On Chart

Add unit price below to list price for kick plate from above chart. Prices are based on same size and same shape.

Pieces	Pricing
1 - 10 Pieces	Email Dimensions and Quantities for Pricing
11 - 20 Pieces	Email Dimensions and Quantities for Pricing
21+ Pieces	Email Dimensions and Quantities for Pricing

To calculate Shapes™ metal plate price use the largest height x width dimension of the size required to make your design. Refer to "Hundred Square Inch Size Chart" on page 29 and the list price for 32D K1050 kick plates above. Then add the per plate charge supplied by the factory.



USA & Canada Prices Effective March 3, 2025

Check the websites for the most updated product information.

USA: 800 458 2424 • [www.rockwoodmfg.com](http://www.rockwoodmfg.com) | Canada: 800 461 3007 • [www.assaabloydss.ca](http://www.assaabloydss.ca)

Copyright © 2021-2025, ASSA ABLOY Accessories and Door Controls Group, Inc. All rights reserved. Reproduction in whole or in part without the express written permission of ASSA ABLOY Accessories and Door Controls Group, Inc. is prohibited.

**ROCKWOOD®**

**ASSA ABLOY**

Experience a safer  
and more open world

## Architectural Finishes

Most of Rockwood's products are available in all of the following architectural finishes. The catalog indicates exceptions. This finish list is grouped by base metal.

Base Metal	Description	Price Book Code	Rockwood Code	BHMA Code
Aluminum	Satin	27	US27	627
Aluminum	Clear Anodized	28	US28	628
Aluminum	Light Bronze Anodized	311	311	—
Aluminum	Medium Bronze Anodized	312	312	—
Aluminum	Dark Bronze Anodized	313	313	710
Aluminum	Extra Dark Bronze Anodized	314	314	—
Aluminum	Black Anodized	315	315	711
Aluminum	White Powder Coat	WPC	WPC	—
Aluminum	Red Powder Coat	RPC	RPC	—
Aluminum	Black Powder Coat	BPC	BPC	—
Brass	Polished Clear Coated	3	US3	605
Brass	Polished No Coating	3NL	US3NL	—
Brass	Satin Clear Coated	4	US4	606
Brass	Satin Oxidized Relieved	5	US5	609
Brass	Satin Nickel Plated Clear Coated	15	US15	619
Brass	Satin Nickel Blackened Relieved Clear Coated	15A	US15A	620
Brass	Flat Black Powder Coated	19	US19	622
Brass	Polished Chrome Plated	26	US26	625
Brass	Satin Chrome Plated	26D	US26D	626
Bronze*	Polished Clear Coated	9	US9	611
Bronze*	Satin Clear Coated	10	US10	612
Bronze*	Satin Black Oxidized Oil Rubbed	10A	US10A	722
Bronze*	Satin Oxidized Oil Rubbed	10B	US10B	613
Bronze*	Satin Oxidized Clear Coated	10BL	US10BL	614
Bronze*	Dark Oxidized Statuary Clear Coated	20A	US20A	624
Stainless Steel	Polished	32	US32	629
Stainless Steel	Satin	32D	US32D	630
<b>Special Finishes</b> (see descriptions)				
Stainless Steel	Satin MicroShield® Coated	32DMS***	US32DMS***	—
Stainless Steel	Polished 316 Alloy	32316***	US32316***	—
Stainless Steel	Satin 316 Alloy	32D316***	US32D316***	—
	Dark Oxidized Satin Bronze, Equivalent	10BE	10BE	(613E)
	Black Suede Powder Coat	BSP	BSP	—
	White Suede Powder Coat	WSP	WSP	—
	Wrought Black Powder Coat	WB	WB	—
	Translucent Brass Powder Coat	4E	4E	—

## Special Finishes Description

**32DMS** (MicroShield®): As part of its promise to provide innovative solutions to their customers, ASSA ABLOY Group companies offer the MicroShield® technology, a silver-based antimicrobial coating designed to inhibit the spread of germs and bacteria.

**32316** and **32D316** are made from alloy 316 stainless steel containing molybdenum and extra nickel, giving it substantially higher corrosion resistance than the standard stainless steels typically used in door hardware. This finish is ideal for use in coastal, urban, and industrial areas that have harsh environmental conditions. **32316** (polish) finishes offer the best corrosion resistance and should be used in caustic environments.

**10BE** Dark Oxidized Satin Bronze equivalent: This finish provides the richness and warmth of the 10B/613 "living" finish, but maintains its original color and appearance and will not fade or wear over time. The 10BE finish is offered by Corbin Russwin, McKinney, Norton, Rixson, Rockwood, SARGENT and Accentra, providing visual consistency between ASSA ABLOY Group brands.

\* On most bronze finishes we will supply solid bronze material. Where solid bronze material is not available, we will use brass as a base material with a bronze look powder coat in its place.

\*\*\* Available on select items as indicated by the finish icon throughout the catalog.



MicroShield® is a registered trademark of ASSA ABLOY Access and Egress Hardware Group, Inc., an ASSA ABLOY Group company.

**ROCKWOOD®**  
**ASSA ABLOY**

Experience a safer  
and more open world

USA & Canada Prices Effective March 3, 2025  
Check the websites for the most updated product information.

USA: 800 458 2424 • [www.rockwoodmfg.com](http://www.rockwoodmfg.com) | Canada: 800 461 3007 • [www.assaabloydss.ca](http://www.assaabloydss.ca)  
Copyright © 2021-2025, ASSA ABLOY Accessories and Door Controls Group, Inc. All rights reserved. Reproduction in whole or in part without the express written permission of ASSA ABLOY Accessories and Door Controls Group, Inc. is prohibited.



## Set Mounting Charges

Mounting Spec #	Door Type	Pull Type	Mounting Type			Add-on
			Pull Free End	Push Free End	Common End	
T1	Metal & Wood	Straight or Offset	12	12	5	34.48
T1HD	Metal & Wood	Straight or Offset	12HD	12HD	5HD	42.11
T2	Glass	Straight or Offset	15	15	13	43.69
T2HD	Glass	Straight or Offset	15HD	15HD	13HD	52.43
T3*	Metal & Wood	Straight or Offset	1	1	5	Included
T3HD	Metal & Wood	Straight or Offset	1HD	1HD	5HD	15.55
T4	Metal	Straight	6	6	5	13.37
T4HD	Metal	Straight	6HD	6HD	5HD	19.92
T4	Metal	Offset	17	17	16	19.91
T4HD	Metal	Offset	17HD	17HD	16HD	24.50
T5	Wood	Straight or Offset	8	8	5	16.14

\*T3 is the standard mounting method for metal and wood doors.

NOTE: Heavy Duty (HD) mounting features hex drive for positive tightening and large overall size for superior strength. Recommended for high frequency and rough service openings.

## Mounting Types

Pull Style	PULL ON ONE SIDE OF DOOR									PULL ON BOTH SIDES OF DOOR (BTB)				
	Mounting Style	Thru Bolt		Deco Thru Bolt		Concealed					Cone Head/Set Screw			
Door Type		Wood/Metal	Glass	Metal	Metal	Wood	Metal	Metal		Wood/Metal	Glass		Any	
Cone Heads	NA	NA	NA	Single	Single	Single	Double	Double		Single	Double	Single	Double	Single
Mounting Type	Type 1	Type 12	Type 15	Type 6	Type 6R	Type 8	Type 17	Type 17R		Type 5	Type 16	Type 13	Type 18	Type 9
Standard (STD) Bolt Size	¼"-20	¼"-20	¼"-20	¼"-20	¼"-20	¼"-20	¼"-20	¼"-20		¼"-20	¼"-20	¼"-20	¼"-20	¼"-20
Price	INCL	30.02	35.47	8.91	14.06	11.68	13.28	18.76		8.91	13.25	16.43	22.75	29.46
Heavy Duty (HD) Bolt Size	⅝"-18	⅝"-18	⅝"-18	⅝"-18	⅝"-18	⅝"-18	⅝"-18	⅝"-18		⅝"-18	⅝"-18	⅝"-18	⅝"-18	
Price	8.91	35.47	42.03	13.28	19.90	16.33	16.33	23.47		13.28	16.33	20.80	26.02	
Extra Heavy Duty (XHD) Bolt Size	¾"-16	¾"-16	¾"-16											
Price	13.04	38.75	45.31											

Straight Pulls														
Pull Type	Dia.	MAXIMUM BOLT SIZE ALLOWED								MAXIMUM BOLT SIZE ALLOWED				
		Type 1	Type 12	Type 15	Type 6	Type 6R	Type 8	Type 17	Type 17R	Type 5	Type 16	Type 13	Type 18	Type 9
Straight	⅝"	STD	STD	STD			STD					STD		
Straight	¾"	HD	HD	HD	STD		STD					STD		STD
Straight	1"	HD	HD	HD	HD	HD	HD					HD		STD

Offset Pulls														
Pull Type	Dia.	MAXIMUM BOLT SIZE ALLOWED								MAXIMUM BOLT SIZE ALLOWED				
		Type 1	Type 12	Type 15	Type 6	Type 6R	Type 8	Type 17	Type 17R	Type 5	Type 16	Type 13	Type 18	Type 9
Offset	⅝"	STD	STD	STD								STD		
Offset	¾"	HD	HD	HD								STD		
Offset	1"	XHD	XHD	XHD				HD	STD		HD		HD	
Offset	1 ¼"	XHD	XHD	XHD				HD	STD		HD		HD	

USA & Canada Prices Effective March 3, 2025

Check the websites for the most updated product information.

USA: 800 458 2424 • www.rockwoodmfg.com | Canada: 800 461 3007 • www.assaabloydss.ca

Copyright © 2021-2025, ASSA ABLOY Accessories and Door Controls Group, Inc. All rights reserved. Reproduction in whole or in part without the express written permission of ASSA ABLOY Accessories and Door Controls Group, Inc. is prohibited.

**ROCKWOOD**

**ASSA ABLOY**

Experience a safer  
and more open world

NOTE: Heavy Duty (HD) mounting features hex drive for positive tightening and large overall size for superior strength. Recommended for high frequency and rough service openings.

**Free End Thru Bolt**

**TYPE 1 - Thru Bolt Wood or Metal Door**

Type	Bolt Size	Drill Size	Price
1	1/4"-20	9/32	Incl.
1HD	5/16"-18	11/32	8.91
1XHD	3/8"-16	13/32	13.04

**TYPE 12 - Decorative Thru Bolt Wood or Metal Door**

Type	Bolt Size	Drill Size	Price
12	1/4"-20	9/32	30.02
12HD	5/16"-18	11/32	35.47
12XHD	3/8"-16	13/32	38.75

**TYPE 15 - Decorative Thru Bolt Glass Door**

Type	Bolt Size	Drill Size	Price
15	1/4"-20	5/8	35.47
15HD	5/16"-18	5/8	42.03
15XHD	3/8"-16	5/8	45.31

**Free End Concealed**

**TYPE 6 - Surface Concealed Metal Door**

Minimum diameter of pull is 5/8"

Type	Bolt Size	Drill Size	Price
6	1/4"-20	1/4"-20 Tap	8.91
*6HD	5/16"-18	5/16"-18 Tap	13.28

**TYPE 6R - Surface Concealed Metal Door**

Minimum diameter of pull is 1"

Type	Bolt Size	Drill Size	Price
6R	1/4"-20	N/A	14.06
*6RHD	5/16"-18	N/A	19.90

**TYPE 8 - Surface Concealed Wood Door**

Type	Bolt Size	Drill Size	Price
8	1/4"-20	23/64 - 9/16 dp.	11.68
*8HD	5/16"-18	7/16 - 9/16 dp.	16.33

**TYPE 17 - Surface Concealed Metal Door**

Minimum diameter of pull is 1"

Type	Bolt Size	Drill Size	Price
17	1/4"-20	1/4"-20 Tap	13.28
17HD	5/16"-18	5/16"-18 Tap	16.33

**TYPE 17R - Surface Concealed Metal Door**

Minimum diameter of pull is 1"

Type	Bolt Size	Drill Size	Price
17R	1/4"-20	N/A	18.76
17RHD	5/16"-18	N/A	23.47

**Flush Pull Mounting**

Type 10 Mounting applies to the 94 Series Flush Pulls

**TYPE 10 - Surface Mounted Wood or Metal Door**

Type	Bolt Size	Drill Size	Price
10	#8-32	9/32	16.33

\*HD mountings feature 2 set screws 180° apart.

**ROCKWOOD®**  
**ASSA ABLOY**

Experience a safer and more open world

USA & Canada Prices Effective March 3, 2025  
Check the websites for the most updated product information.

USA: 800 458 2424 • www.rockwoodmfg.com | Canada: 800 461 3007 • www.assaabloydss.ca

Copyright © 2021-2025, ASSA ABLOY Accessories and Door Controls Group, Inc. All rights reserved. Reproduction in whole or in part without the express written permission of ASSA ABLOY Accessories and Door Controls Group, Inc. is prohibited.

NOTE: Y base plates are recommended on wood or glass doors to make a stable and durable mounting (see page 39 for details).  
 NOTE: Heavy Duty (HD) mounting features hex drive for positive tightening and large overall size for superior strength. Recommended for high frequency and rough service openings.

**Wire or Small Post Mount Pull Mounting**

**TYPE 1S - Thru Bolt Wood or Metal Door**

Outside Inside  
Pull Truss Head Machine Screw

Type	Bolt Size	Drill Size	Price
1S	#8-32	13/64	Incl.

NOTE: This mounting should only be used on pulls with mounting points that are 3/8", 1/2" or 5/8" in diameter.

**TYPE 5S - Back-to-Back Wood or Metal Door**

Brass Collar Drill 13/64" Hole Through Door  
Push Pull  
#8-32 Set Screw

Type	Bolt Size	Drill Size	Price
5S	#8-32	13/64	13.28

NOTE: This mounting should only be used on pulls with mounting points that are 1/2" or greater in diameter.

**TYPE 6S - Surface Concealed Wood or Metal Door**

Brass Collar Pull  
#8-32 Set Screw Reinforcement by others

Type	Bolt Size	Drill Size	Price
6S	#8-32	13/64 Tap	16.33

NOTE: This mounting should only be used on pulls with mounting points that are 1/2" or greater in diameter.

**TYPE 13S - Back-to-Back Glass Door**

Brass Collar Plastic Washers  
Pull Push  
#8-32 Set Screw Neoprene Bushing 5/8" Dia. Hole  
Washer

Type	Bolt Size	Drill Size	Price
13S	#8-32	5/8	20.80

NOTE: This mounting should only be used on pulls with mounting points that are 1/2" or 5/8" in diameter.

**Common End Back-to-Back**

**TYPE 5 - Back-to-Back Wood or Metal Door**  
Minimum diameter of pull is 5/8"

Cone Head Machine Screw Pull  
Set Screw  
Inside Outside

Type	Bolt Size	Drill Size	Price
5	1/4"-20	9/32	8.91
5HD	5/16"-18	11/32	13.28

**TYPE 9 - Back-to-Back w/Lug Plate Any Door Type**  
Minimum diameter of pull is 5/8"

Cone Head Machine Screw Push Plate (1/8" Min. Thick Plate)  
Pull Stud  
Set Screw Threaded Sleeve  
Inside Outside

Type	Bolt Size	Drill Size	Price
9	1/4"-20	7/16	29.46

**TYPE 11/11XHD - Back-to-Back w/Spinner Collar - Wood or Metal Door**  
Minimum diameter of pull is 1"

Spinner Collar RH Thread  
Pull  
Inside Outside

Type	Bolt Size	Drill Size	Price
11/11XHD	3/8"-16	13/32	33.84

**TYPE 13 - Back-to-Back Glass Door**

Cone Head Machine Screw Plastic Washers  
Pull Push  
Set Screw Neoprene Bushing 5/8" Dia. Hole  
Washer  
Inside Outside

Type	Bolt Size	Drill Size	Price
13	1/4"-20	5/8	16.43
*13HD	5/16"-18	5/8	20.80

**TYPE 14/14XHD - Back-to-Back Glass Door**  
Minimum diameter of pull is 1"

Spinner Collar RH/LH Thread Felt Washers  
Pull Push  
Neoprene Bushing 5/8" Dia. Hole  
Inside Outside

Type	Bolt Size	Drill Size	Price
14/14XHD	3/8"-16	5/8	40.38

**TYPE 16 - Back-to-Back Wood or Metal Door**  
1" diameter offset pulls only

Cone Head Machine Screw Pull  
Set Screws  
Inside Outside

Type	Bolt Size	Drill Size	Price
16	1/4"-20	9/32	13.25
16HD	5/16"-18	11/32	16.33

**TYPE 18 - Back-to-Back Glass Door**

Washer Cone Head Machine Screw Plastic Washers  
Pull Push  
Set Screws Neoprene Bushing 5/8" Dia. Hole  
Inside Outside

Type	Bolt Size	Drill Size	Price
18	1/4"-20	5/8	22.75
18HD	5/16"-18	5/8	26.02

\*HD mountings feature 2 set screws 180° apart.

USA & Canada Prices Effective March 3, 2025

Check the websites for the most updated product information.

USA: 800 458 2424 • www.rockwoodmfg.com | Canada: 800 461 3007 • www.assaabloydss.ca

Copyright © 2021-2025, ASSA ABLOY Accessories and Door Controls Group, Inc. All rights reserved. Reproduction in whole or in part without the express written permission of ASSA ABLOY Accessories and Door Controls Group, Inc. is prohibited.

**ROCKWOOD®**

**ASSA ABLOY**

Experience a safer and more open world

## Push and Pull Bar Mounting Details

### Sizing of Push Bars

#### Flush Doors

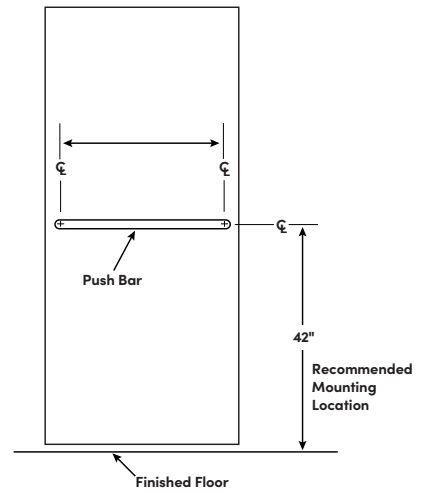
- Door width: • minus 5" for bent end bars  
 • minus 5" for square end post mount bars  
 • minus 7" for round end post mount bars

#### Stile and Rail Doors or Doors with Lites

- Door width: • minus width of one stile

CAUTION: Always confirm bars will not interfere with jamb or cause pinching hazard.

CAUTION: On narrow stile doors, be sure push bar base fits on the stile and bar does not interfere with the stop.

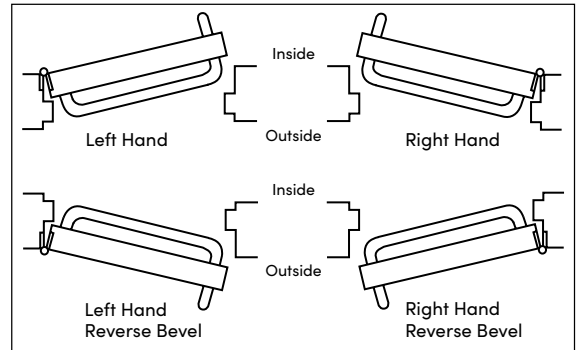


### Handing of Doors

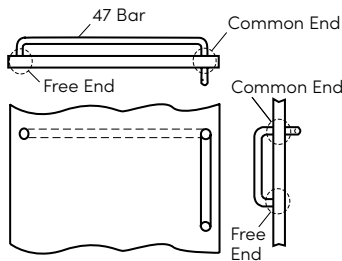
The handing of a door is determined from the outside of the opening.

Standing outside the door:

- If the hinges are on the right, it is a right hand door.
- If the hinges are on the left, it is a left hand door.
- If the door opens away from you, it is a regular bevel door.
- If the door opens toward you, it is a reverse bevel door.



### TYPICAL MOUNTING



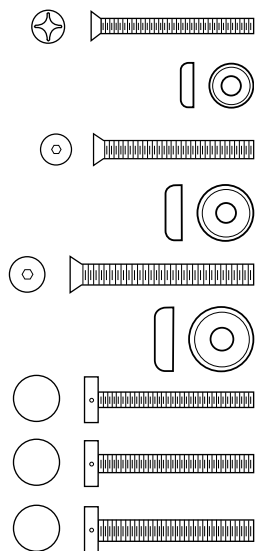
**ROCKWOOD®**  
**ASSA ABLOY**

Experience a safer  
 and more open world

USA & Canada Prices Effective March 3, 2025  
 Check the websites for the most updated product information.

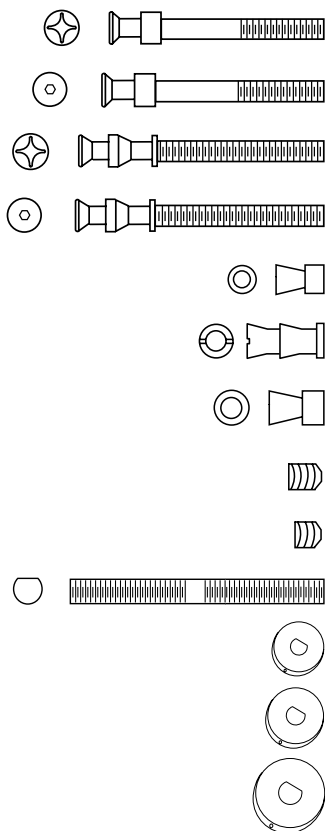
USA: 800 458 2424 • www.rockwoodmfg.com | Canada: 800 461 3007 • www.assaabloydss.ca  
 Copyright © 2021-2025, ASSA ABLOY Accessories and Door Controls Group, Inc. All rights reserved. Reproduction in whole or in part without the express written permission of ASSA ABLOY Accessories and Door Controls Group, Inc. is prohibited.

## Thru Bolt Mounting - For 1 3/4" Wood and Metal Doors



Part	Description	Mounting Type	Price
SP1004	1/4"-20 x 2 1/4" Flat Head Machine Screw Thru Bolt	1	1.32
SP1005	1/4"-20 Finishing Washer	1	0.93
SP1053	5/16"-18 x 2 1/2" Socket Flat Head Machine Screw Thru Bolt	1HD	3.60
SP1054	5/16"-18 Finishing Washer	1HD	1.33
SP1001	3/8"-16 x 2 1/2" Socket Flat Head Machine Screw Thru Bolt	1XHD	5.58
SP1002	3/8"-16 Finishing Washer	1XHD	1.67
SP1003	1" Diameter Decorative Thru Bolt 1/4"-20 x 2 1/4"	12	15.09
SP1055	1" Diameter Decorative Thru Bolt 5/16"-18 x 2 1/4"	12HD	17.98
SP1041	1 1/4" Diameter Decorative Thru Bolt 3/8"-16 x 2 1/4"	12XHD	17.98

## Back-to-Back Mounting - For 1 3/4" Wood and Metal Doors



Part	Description	Mounting Type	Price
SP1025	1/4"-20 x 2 1/4" Cone Head Machine Screw	5	3.92
SP1056	5/16"-18 x 2 1/4" Cone Head Machine Screw	5HD	6.20
SP1052	1/4"-20 x 2 1/4" Double Cone Head Machine Screw (for use with offset pulls)	16	4.64
SP1057	5/16"-18 x 2 1/4" Double Cone Head Machine Screw (for use with offset pulls)	16HD	7.62
SP1027	1/4"-20 Cone Head Union (Used to Convert Cone Head to Thru Bolt Hole)	N/A	3.92
SP1079	1/4"-20 Double Cone Head Union (Used to Convert Double Cone Head to Thru Bolt Hole)	N/A	6.91
SP1068	5/16"-18 Cone Head Union (Used to Convert Cone Head to Thru Bolt Hole)	N/A	6.20
SP1026	1/4"-20 x 5/16" Set Screws (Standard)	N/A	0.93
SP1065	1/4"-20 x 3/16" Set Screw (Short)	N/A	1.22
SP1032	3/8"-16 x 3 1/2" LH/RH Bolt	11	8.18
SP1071	Spanner Collar 1" Diameter for LH/RH Bolt	11	12.37
SP1033	Spanner Collar 1 1/4" Diameter for LH/RH Bolt	11	12.37
SP1072	Spanner Collar 1 1/2" Diameter for LH/RH Bolt	11	13.77

USA & Canada Prices Effective March 3, 2025

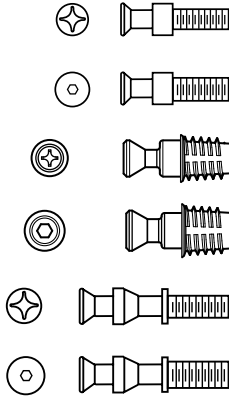
Check the websites for the most updated product information.

USA: 800 458 2424 • www.rockwoodmfg.com | Canada: 800 461 3007 • www.assaabloydss.ca

Copyright © 2021-2025, ASSA ABLOY Accessories and Door Controls Group, Inc. All rights reserved. Reproduction in whole or in part without the express written permission of ASSA ABLOY Accessories and Door Controls Group, Inc. is prohibited.

**ROCKWOOD**  
**ASSA ABLOY**

Experience a safer  
and more open world



## Concealed Mounting - For 1 3/4" Wood and Metal Doors

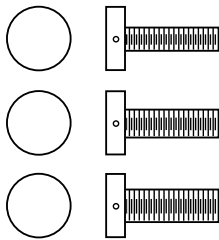
Part	Description	Mounting Type	Price
SP1039	1/4"-20 x 1/2" Cone Head Machine Screw	6 / 6R	3.92
SP1058	5/16"-18 x 1/2" Cone Head Machine Screw	6HD	6.20
SP1080	1/4"-20 Cone Head / Knife Thread Insert	8	6.52
SP1082	5/16"-18 Cone Head / Knife Thread Insert	8HD	6.52
SP1051	1/4"-20 x 1/2" Double Cone Head Machine Screw	17 / 17R	6.20
SP1059	5/16"-18 x 1/2" Double Cone Head Machine Screw	17HD	7.62

## Bushings & Washers - For 1/2" Glass Doors



Part	Description	Mounting Type	Price
SP1022	Stainless Steel Washer for 1/4"-20 Cone Head Machine Screw .032" Thick	13	1.67
SP1060	Stainless Steel Washer for 5/16"-18 Cone Head Machine Screw .060" Thick	13HD	1.67
SP1023	Plastic Washer for 1/4"-20 Bolt; Specify Size	13	1.44
SP1061	Plastic Washer for 5/16"-18 Bolt; Specify Size	13HD	1.54
SP1062	Plastic Washer for 3/8"-16 Bolt; Specify Size	14	1.54
SP1024	Glass Door Bushing for 5/8" Hole in Glass; Specify Size	13 / 13HD / 14	1.67

## Thru Bolt Mounting - For 1/2" Glass Doors



Part	Description	Mounting Type	Price
SP1020	1" Diameter Decorative Thru Bolt; 1/4"-20 x 1 1/8"	15	15.09
SP1063	1" Diameter Decorative Thru Bolt; 5/16"-18 x 1 1/8"	15HD	17.98
SP1040	1 1/4" Diameter Decorative Thru Bolt; 3/8"-16 x 1 1/8"	15XHD	17.98

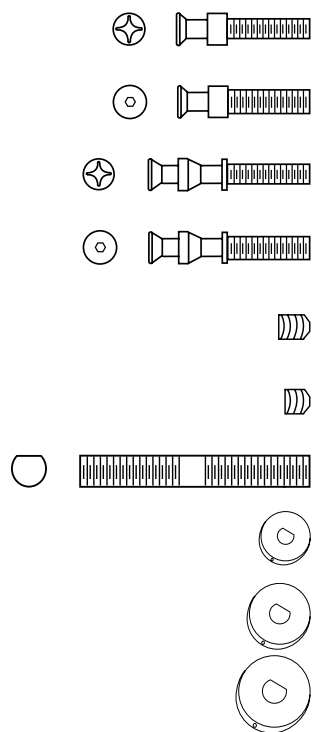
**ROCKWOOD®**  
**ASSA ABLOY**

Experience a safer  
and more open world

USA & Canada Prices Effective March 3, 2025  
Check the websites for the most updated product information.

USA: 800 458 2424 • [www.rockwoodmfg.com](http://www.rockwoodmfg.com) | Canada: 800 461 3007 • [www.assaabloydss.ca](http://www.assaabloydss.ca)  
Copyright © 2021-2025, ASSA ABLOY Accessories and Door Controls Group, Inc. All rights reserved. Reproduction in whole or in part without the express written permission of ASSA ABLOY Accessories and Door Controls Group, Inc. is prohibited.

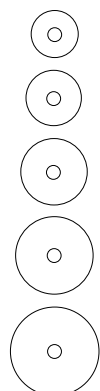
## Back-to-Back Mounting - For ½" Glass Doors



Part	Description	Mounting Type	Price
SP1021	¼"-20 x 1 ⅙" Cone Head Machine Screw	13	3.92
SP1064	⅝"-18 x 1 ⅙" Cone Head Machine Screw	13HD	6.20
SP1067	¼"-20 x 1 ⅙" Double Cone Head Machine Screw	18	6.20
SP1066	⅝"-18 x 1 ⅙" Double Cone Head Machine Screw	18HD	7.62
SP1026	¼"-20 x ⅝" Set Screw (Standard)	N/A	0.93
SP1065	¼"-20 x ⅜" Set Screw (Short)	N/A	1.22
SP1031	⅜"-16 x 1 ¾" LH/RH Bolt (If SP1031 is ordered and KIT14 is not called out fastener will be 2 ¼")	14	8.18
SP1071	Spanner Collar 1" Diameter for LH/RH Bolt	14	12.37
SP1033	Spanner Collar 1 ¼" Diameter for LH/RH Bolt	14	12.37
SP1072	Spanner Collar 1 ½" Diameter for LH/RH Bolt	14	13.77

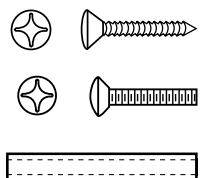
## Y Base Plates

Specify bolt hole size and finish. Standard pulls require two plates.



Part	Description	For Use With	Price
SP1073	⅛" Thick x 1 ⅙" Diameter	¾" Diameter Pulls	15.09
SP1074	⅛" Thick x 1 ¼" Diameter	1" Diameter Pulls and Posts	15.09
SP1075	⅛" Thick x 1 ½" Diameter	1" Diameter Pulls and Posts	15.09
SP1076	⅛" Thick x 1 ¾" Diameter	1" Diameter Pulls and Posts	15.09
SP1077	⅛" Thick x 2" Diameter	1" Diameter Pulls and Posts	15.09

## Flush Pull Fasteners



Part	Description	Door Type	Price
SP1006	#8 x ¾" Oval Head Sheet Metal Screw	Wood or Metal	0.71
SP1007	#8-32 x ¾" Oval Head Machine Screw	Metal	0.71
SP1034	#8-32 x 1 ⅝" Brass Sleeve Machine Screw	Wood or Metal	4.16

USA & Canada Prices Effective March 3, 2025

Check the websites for the most updated product information.

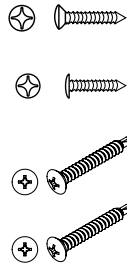
USA: 800 458 2424 • [www.rockwoodmfg.com](http://www.rockwoodmfg.com) | Canada: 800 461 3007 • [www.assaabloydss.ca](http://www.assaabloydss.ca)

Copyright © 2021-2025, ASSA ABLOY Accessories and Door Controls Group, Inc. All rights reserved. Reproduction in whole or in part without the express written permission of ASSA ABLOY Accessories and Door Controls Group, Inc. is prohibited.

**ROCKWOOD®**

**ASSA ABLOY**

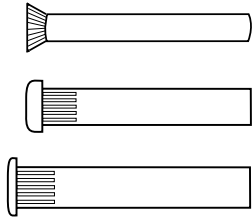
Experience a safer  
and more open world



## Plate Fasteners

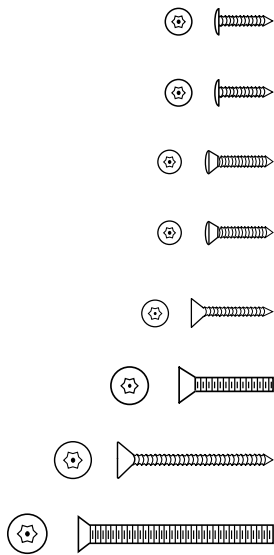
Part	Description	For Use With	Price
<b>SP1008</b>	#6 x 5/8" Oval Head Sheet Metal Screw	Push and Pull Plates; Kick Plates	19.11/c
<b>SP1009</b>	#6 x 5/8" Truss Head Sheet Metal Screw	Plastic / Laminate Kick Plates	19.11/c
<b>SP1050</b>	#6 x 5/8" Oval Head (TEK) Self-Drilling Screw - Stainless Steel	Stainless Steel Kick Plates	47.90/c
<b>SP1069</b>	#6 x 5/8" Oval Head (TEK) Self-Drilling Screw - Brass Painted	Brass Kick Plates	88.00/c

## Sex Nuts



Part	Description	For Use With	Price
<b>SP1018</b>	#8-32 Flat Head Sex Nut	<b>94</b> Series Flush Pulls	5.57
<b>SP1019</b>	#10-24 x 1 1/16" Sex Nut	<b>580</b> Surface Bolts	3.26
<b>SP1070</b>	1/4"-20 x 1 1/16" Sex Nut	<b>585</b> Surface Bolts	7.56

## Tamperproof Torx® Head Security Fasteners



Part	Description	For Use With	Price
<b>SP1016</b>	#6 x 1/2" Button Head Sheet Metal Screw	Plastic Plates	0.95
<b>SP1016B</b>	#6 x 1/2" Button Head Sheet Metal Screw Brass Plated	Kick Plates	2.63
<b>SP1042</b>	#6 x 5/8" Oval Head Sheet Metal Screw	Kick Plates and Push/Pull Plates (Stainless Steel)	0.95
<b>SP1042B</b>	#6 x 5/8" Oval Head Sheet Metal Screw Brass Plated	Kick Plates and Push/Pull Plates	3.47
<b>SP1017</b>	#8 x 3/4" Flat Head Sheet Metal Screw	<b>94</b> Flush Pulls, <b>131</b> Door Pulls, and <b>555</b> Flush Bolts	2.21
<b>SP1035</b>	#8-32 x 3/4" Flat Head Machine Screw	<b>94</b> Flush Pulls, <b>131</b> Door Pulls, and <b>555</b> Flush Bolts	2.42
<b>SP1037</b>	#12 x 1 1/2" Flat Head Wood Screw	<b>440/442</b> Door Stops	2.63
<b>SP1038</b>	1/4"-20 x 2 1/2" Flat Head Machine Screw	Door Pulls Type 1 Mount	4.10

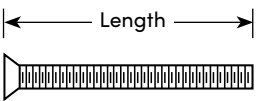
**ROCKWOOD®**  
**ASSA ABLOY**

Experience a safer  
and more open world

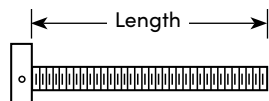
USA & Canada Prices Effective March 3, 2025  
Check the websites for the most updated product information.

USA: 800 458 2424 • [www.rockwoodmfg.com](http://www.rockwoodmfg.com) | Canada: 800 461 3007 • [www.assaabloydss.ca](http://www.assaabloydss.ca)  
Copyright © 2021-2025, ASSA ABLOY Accessories and Door Controls Group, Inc. All rights reserved. Reproduction in whole  
or in part without the express written permission of ASSA ABLOY Accessories and Door Controls Group, Inc. is prohibited.

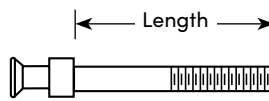




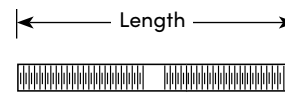
Standard Thru Bolt for Countersunk Holes



Decorative Thru Bolt for Wood or Metal Doors



Cone Head Bolt for Back-to-Back Wood or Metal Doors



LH/RH Bolt without Heads

## Mounting Kits for Door Pulls

Part	Mounting Type	Description	Price
KIT1	1	2 ea. 1/4"-20 x 2 1/4" Thru Bolts and 2 ea. Finish Washers; Specify Finish	4.46
KIT1HD	1HD	2 ea. 5/16"-18 x 2 1/2" Thru Bolts and 2 ea. Finish Washers; Specify Finish	8.91
KIT1XHD	1XHD	2 ea. 3/8"-16 x 2 1/2" Thru Bolts and 2 ea. Finish Washers; Specify Finish	13.04
KIT5	5	2 ea. 1/4"-20 x 2 1/4" Cone Head Bolts and 4 ea. Set Screws	8.91
KIT5HD	5HD	2 ea. 5/16"-18 x 2 1/4" Cone Head Bolts and 4 ea. Set Screws	13.28
KIT6	6	2 ea. 1/4"-20 x 1 1/2" Cone Head Bolts and 4 ea. Set Screws	8.91
KIT6HD	6HD	2 ea. 5/16"-18 x 1 1/2" Cone Head Bolts and 4 ea. Set Screws	13.28
KIT11	11	2 ea. 3/8"-16 x 3 1/2" LH/RH Bolt and 2 ea. Spanner Collars for 1 3/4" Doors; Specify Pull Diameter and Finish	33.84
KIT12-1	12	2 ea. 1/4"-20 x 2 1/4" Decorative Thru Bolts; 1" Dia.; Specify Finish	30.02
KIT12-1HD	12HD	2 ea. 5/16"-18 x 2 1/4" Decorative Thru Bolts; 1" Dia.; Specify Finish	35.47
KIT12-1.25XHD	12XHD	2 ea. 3/8"-16 x 2 1/4" Decorative Thru Bolts; 1 1/4" Dia.; Specify Finish	38.75
KIT12-1.5XHD	12XHD	2 ea. 3/8"-16 x 2 1/4" Decorative Thru Bolts; 1 1/2" Dia.; Specify Finish	45.47
KIT13	13	2 ea. 1/4"-20 x 1 1/8" Cone Head Bolts; 2 ea. Metal Washers; 4 ea. Plastic Washers; 2 ea. Bushings for 1/2" Glass Doors; 4 ea. Set Screws; Specify if other than 1/2" Glass	16.43
KIT13HD	13HD	2 ea. 5/16"-18 x 1 1/8" Cone Head Bolts; 2 ea. Metal Washers; 4 ea. Plastic Washers; 2 ea. Bushings for 1/2" Glass Doors; 4 ea. Set Screws; Specify if other than 1/2" Glass	20.80
KIT14	14	2 ea. 3/8"-16 x 2 1/4" LH/RH Bolt; 2 ea. Spanner Collars; 2 ea. Bushings; 4 ea. Washers for 1/2" Glass Doors; Specify Pull Diameter and Finish	40.38
KIT15	15	2 ea. 1/4"-20 x 1 1/8" Decorative Thru Bolts; 1" Dia.; 2 ea. Bushings; 4 ea. Plastic Washers; Specify Finish and Glass Thickness/Hole Size	35.47
KIT15HD	15HD	2 ea. 5/16"-18 x 1 1/8" Decorative Thru Bolts; 1" Dia.; 2 ea. Bushings; 4 ea. Plastic Washers; Specify Finish and Glass Thickness/Hole Size	42.03
KIT15-1.25XHD	15XHD	2 ea. 3/8"-16 x 1 1/8" Decorative Thru Bolts; 1 1/4" Dia.; 2 ea. Bushings; 4 ea. Plastic Washers; Specify Finish and Glass Thickness/Hole Size	45.31
KIT15-1.5XHD	15XHD	2 ea. 3/8"-16 x 1 1/8" Decorative Thru Bolts; 1 1/2" Dia.; 2 ea. Bushings; 4 ea. Plastic Washers; Specify Finish and Glass Thickness/Hole Size	51.84
KIT16	16	2 ea. 1/4"-20 x 2 1/4" Double Cone Head Bolts and 4 ea. Set Screws	13.25
KIT16HD	16HD	2 ea. 5/16"-18 x 2 1/4" Double Cone Head Bolts and 4 ea. Set Screws	16.33

Part	Mounting Type	Description	Price
KIT17	17	2 ea. 1/4"-20 x 1 1/2" Double Cone Head Bolts and 4 ea. Set Screws	13.28
KIT17HD	17HD	2 ea. 5/16"-18 x 1 1/2" Double Cone Head Bolts and 4 ea. Set Screws	16.33
KIT18	18	2 ea. 1/4"-20 x 1 1/8" Double Cone Head Bolts; 2 ea. Metal Washers; 4 ea. Plastic Washers; 2 ea. Bushings for 1/2" Glass Doors; Specify if other than 1/2" Glass and 4 ea. Set Screws	22.75
KIT18HD	18HD	2 ea. 5/16"-18 x 1 1/8" Double Cone Head Bolts; 2 ea. Metal Washers; 4 ea. Plastic Washers; 2 ea. Bushings for 1/2" Glass Doors; Specify if other than 1/2" Glass and 4 ea. Set Screws	26.02
KIT-T1	T1	1 ea. 1/4"-20 x 2 1/4" Cone Head Bolt; 1 ea. 1/4"-20 Cone Head Union; 2 ea. Set Screws; 2 ea. 1/4"-20 x 1 1/8" - 1" Dia. Decorative Thru Bolts; Specify Finish	34.48
KIT-T2	T2	1 ea. 1/4"-20 x 1 1/8" Cone Head Bolt; 1 ea. 1/4"-20 Cone Head Union; 2 ea. Set Screws; 2 ea. 1/4"-20 x 1 1/8" - 1" Dia. Decorative Thru Bolts; 1 ea. Metal Washer; 6 ea. Plastic Washers; 3 ea. Bushings; Specify Finish	43.69
KIT-T3	T3	1 ea. 1/4"-20 x 2 1/4" Cone Head Bolt; 1 ea. 1/4"-20 Cone Head Union; 2 ea. Set Screws; 2 ea. 1/4"-20 x 2 1/4" Thru Bolts; 2 ea. Finish Washers; Specify Finish	13.26
KIT-T4	T4	1 ea. 1/4"-20 x 2 1/4" Cone Head Bolt; 2 ea. 1/4"-20 x 1 1/2" Cone Head Bolts; 3 ea. Set Screws	13.37
KIT-T5	T5	1 ea. 1/4"-20 x 2 1/4" Cone Head Bolt; 2 ea. 1/4"-20 x 1 1/2" Cone Head Wood Screws; 3 ea. Set Screws	16.14
KITRM1.25	11x 1XHD	2 ea. 3/8"-16 x 2 1/2" Thru Bolts; 2 ea. Finish Washers; 1 ea. 3/8"-16 x 3 1/2" LH/RH Bolt; 1 ea. 1 1/4" Spanner Collar; Specify Finish	30.02
KITRM360	11x 12XHD	2 ea. 3/8"-16 x 2 1/4" Decorative Thru Bolts 1 1/4" Dia.; 1 ea. 3/8"-16 x 3 1/2" LH/RH Bolt; 1 ea. 1 1/4" Spanner Collar; Specify Finish	55.66
KITRM360G	14x 15XHD	2 ea. 3/8"-16 x 2 1/4" Decorative Thru Bolts 1 1/4" Dia.; 1 ea. 3/8"-16 x 2 1/4" LH/RH Bolt; 1 ea. 1 1/4" Spanner Collar; 3 ea. Bushings; 6 ea. Plastic Washers; Specify Finish	65.50
KITRM1.5	11x 1XHD	2 ea. 3/8"-16 x 2 1/2" Thru Bolts; 2 ea. Finish Washers; 1 ea. 3/8"-16 x 3 1/2" LH/RH Bolt; 1 ea. 1 1/2" Spanner Collar; Specify Finish	33.29
KITRM380	11x 12XHD	2 ea. 3/8"-16 x 2 1/4" Decorative Thru Bolts 1 1/2" Dia.; 1 ea. 3/8"-16 x 3 1/2" LH/RH Bolt; 1 ea. 1 1/2" Spanner Collar; Specify Finish	65.50
KITRM380G	14x 15XHD	2 ea. 3/8"-16 x 2 1/4" Decorative Thru Bolts 1 1/2" Dia.; 1 ea. 3/8"-16 x 1 1/4" LH/RH Bolt; 1 ea. 1 1/2" Spanner Collar; 3 ea. Bushings; 6 ea. Plastic Washers; Specify Finish	75.32

USA & Canada Prices Effective March 3, 2025

Check the websites for the most updated product information.

USA: 800 458 2424 • www.rockwoodmfg.com | Canada: 800 461 3007 • www.assaabloydss.ca

Copyright © 2021-2025, ASSA ABLOY Accessories and Door Controls Group, Inc. All rights reserved. Reproduction in whole or in part without the express written permission of ASSA ABLOY Accessories and Door Controls Group, Inc. is prohibited.

**ROCKWOOD**

**ASSA ABLOY**

Experience a safer and more open world

Notes

---



Experience a safer  
and more open world

USA & Canada Prices Effective March 3, 2025  
Check the websites for the most updated product information.

USA: 800 458 2424 • [www.rockwoodmfg.com](http://www.rockwoodmfg.com) | Canada: 800 461 3007 • [www.assaabloydss.ca](http://www.assaabloydss.ca)  
*Copyright © 2021-2025, ASSA ABLOY Accessories and Door Controls Group, Inc. All rights reserved. Reproduction in whole or in part without the express written permission of ASSA ABLOY Accessories and Door Controls Group, Inc. is prohibited.*

USA & Canada Prices Effective March 3, 2025  
Check the websites for the most updated product information.

USA: 800 458 2424 • [www.rockwoodmfg.com](http://www.rockwoodmfg.com) | Canada: 800 461 3007 • [www.assaabloydss.ca](http://www.assaabloydss.ca)

*Copyright © 2021-2025, ASSA ABLOY Accessories and Door Controls Group, Inc. All rights reserved. Reproduction in whole or in part without the express written permission of ASSA ABLOY Accessories and Door Controls Group, Inc. is prohibited.*

**ROCKWOOD®**

**ASSA ABLOY**

Experience a safer  
and more open world

The ASSA ABLOY Group is the global leader in access solutions.  
Every day, we help billions of people experience a more open world.

ASSA ABLOY Opening Solutions leads the development within door openings and products for access solutions in homes, businesses and institutions. Our offering includes doors, frames, door and window hardware, mechanical and smart locks, access control and service.

**ROCKWOOD®**

**ASSA ABLOY**

Rockwood Manufacturing Company  
300 Main St.  
Rockwood, PA 15557  
[www.rockwoodmfg.com](http://www.rockwoodmfg.com)  
[orders.rockwood@assaabloy.com](mailto:orders.rockwood@assaabloy.com)  
1 800 458 2424

(In Canada)  
Door Security Solutions Canada  
160 Four Valley Drive  
Vaughan, ON L4K 4T9  
1 800 461 3007  
[www.assaabloydss.ca](http://www.assaabloydss.ca)