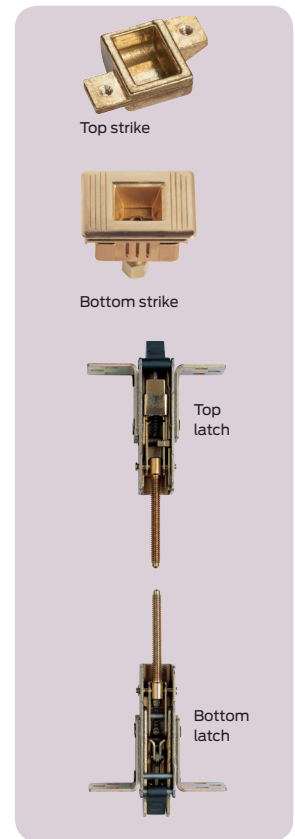


9447/9547 INPACT™ Concealed vertical rod devices



94/95 Inpact concealed vertical rod device for use on factory prepped steel doors, not available for wood doors. The Inpact device is UL listed for panic and fire, ANSI/BHMA 156.3 Grade 1. The Inpact device is non-handed.

Finishes – US3, US4, US10, US26, US28, 313.



Hex key dogging comes standard on 94/95 Concealed vertical rod device



Specifications	
Device functions	Device ships EO, DT, TL, L Blank escutcheon (BE) available
Device lengths	2'6" Up to 2'9" for 24 ⁵ / ₃₂ " device 2'10" up to 4' for 30 ⁵ / ₃₂ " device
Device centerline from finished floor	39 ⁵ / ₈ " (1006 mm)
Projection	1 ⁵ / ₈ " (41 mm) neutral 1 ¹ / ₄ " (32 mm) depressed
Latchbolt	⁵ / ₈ " (16 mm) throw deadlocking latchbolt standard
Door undercut	¹ / ₄ " (7 mm) maximum
Top & bottom latch case assembly	4 ¹ / ₂ " X 2 ¹ / ₈ " x 1 ¹ / ₂ " (114 mm x 54 mm x 38 mm)
Vertical rods	Two-piece adjustable rods, door 6'8" (2032 mm) to 8'0" (2540 mm) can be adjusted by removing the latchside endcap
Fasteners	Included for surface mounting to recessed door prep and through bolting to trim
Electric options	QEL quiet electric latch retraction LX latchbolt monitor switch
Mechanical options	LBR less bottom rod PL pullman latch (with electric strike -ES)
Dogging option	Hex key dogging
Strikes	Top - 338 unfinished, botom - 385A unfinished

QEL

Quiet electric latch retraction

- Bolt retraction via switch
- Converts exit door to push-pull operation

LX

Latchbolt monitor switch



- Signals use of an opening
- SPDT switch to monitor latch bolt





LBR

Less bottom rod

- Available with UL Fire Label
- For pairs of vertical rod devices

Standard trim

	EO	DT	TL
			
	Exit only	Dummy trim Pull when dogged	Thumbturn key Key locks & unlocks (Use with DT trim)
Product description	9447EO 9547EO	9447DT 9547DT	9447TL 9547TL
Trim description	—	550DT	550DT x 376T
Escutcheon plate size	—	—	7 1/2" x 1 11/16" (190mm x 43mm)
Pull overall length	—	3 5/8" x 11 9/16" (93 mm / 294mm)	—
Pull center to center	—	10" (254 mm)	—
Projection/Offset	—	2 5/8" x 1 7/8" (67 mm / 48mm)	2 5/8" x 1 7/8" (67 mm x 48mm)
ANSI function	01	02	11 or 12
Cylinder type	—	—	1 1/4" Mortise
Handing	—	—	—

	L	L-BE	L-DT	L-NL
				
	Lever Key locks & unlocks	Lever - Blank escutcheon Always operable (no cylinder)	Lever dummy trim Pull when dogged	Lever-night latch Unlocks lever, relocks upon key removal
Product description	9447L 9547L	9447L-BE 9547L-BE	9447L-DT 9547L-DT	9447L-NL 9547L-NL
Trim description	940L	940L-BE	940L-DT	940L-NL
Escutcheon plate size	8" x 2 1/4" x 1 1/8" (203 x 57 x 29 mm)	8" x 2 1/4" x 1 1/8" (203 x 57 x 29 mm)	8" x 2 1/4" x 1 1/8" (203 x 57 x 29 mm)	8" x 2 1/4" x 1 1/8" (203 x 57 x 29 mm)
Pull center to center	—	—	—	—
Projection	2 3/32" (75 mm)	2 3/32" (75 mm)	2 3/32" (75 mm)	2 3/32" (75 mm)
ANSI function	08	14	02	03
Cylinder type	1 1/4" Mortise	—	—	1 1/4" Mortise
Handing	Handed/Reversible	Handed/Reversible	Handed/Reversible	Handed/Reversible