

# 8827 Surface mounted vertical rod exit device



**8827 surface mounted vertical rod devices** for all types of single and double doors, UL listed for accident hazard installations. Covers stock hollow metal doors with 86 cutout and fits door stiles as narrow as 2½" (90 mm). This device is field sizable.

**Finishes** – US26, US26D, US3, US4, US10B, US10, SPBLK



**Hex key dogging** comes standard on 8827 Series surface mounted vertical rod exit device








**RX**  
**Crossbar monitor switch**  
 • Signals use of an opening  
 • SPDT switch to monitor crossbar

## Specifications





|                                       |   |
|---------------------------------------|---|
| Device functions                      | Field reversible<br>Device ships EO, DT, TP, K, L, TL   |
| Crossbar length                       | 42" (1067 mm) field sizable   |
| Device centerline                     | 39 <sup>9</sup> / <sub>16</sub> "   |
| Crossbar centerline to finished floor | 36 <sup>9</sup> / <sub>16</sub> " (935 mm) at center  |
| Lock stile case                       | 8 1/4" x 2 x <sup>15</sup> / <sub>16</sub> " (210 mm x 51 mm x 24 mm)   |
| Lock case                             | 4 <sup>3</sup> / <sub>8</sub> " x 5 <sup>3</sup> / <sub>4</sub> " x 1 <sup>1</sup> / <sub>16</sub> " (117 mm x 146 mm x 27 mm)                                      |
| Faceplate                             | 1 <sup>1</sup> / <sub>4</sub> " x 8" x <sup>7</sup> / <sub>32</sub> " (32 mm x 203 mm x 6 mm)   |
| Cylinder backset                      | 2 <sup>3</sup> / <sub>4</sub> " (70 mm)   |
| Hinge stile case                      | 6" x 1 <sup>3</sup> / <sub>4</sub> " x <sup>15</sup> / <sub>16</sub> " (152 mm x 44 mm x 24 mm)   |
| Crossbar tubing                       | 1" (25 mm) outside diameter   |
| Projection                            | Neutral – 4 <sup>7</sup> / <sub>8</sub> " (124 mm)<br>Depressed – 4" (102 mm)   |
| Latchbolt                             | <sup>5</sup> / <sub>8</sub> " (16mm) throw  |
| Fasteners and sex bolts (SBN)         | Includes screw pack for 1 <sup>3</sup> / <sub>4</sub> " (44 mm) and 2 <sup>1</sup> / <sub>4</sub> " (57 mm) thick metal or wood doors. Sex nuts and bolts included. |
| Rods/Latch guards                     | <b>LBR</b> (Less bottom rod) available for use with electric strike mounted in header and device supplied with pullman latch.                                       |
| Electrical options                    | <b>RX</b> Crossbar monitor switch in end case<br><b>E</b> Electric unlocking (BE trim only)   |
| Mechanical options                    | <b>RCB</b> Reinforced crossbar<br><b>KN</b> Knurled crossbar<br><b>PL</b> Pullman latch top and bottom  |
| Strikes                               | Top <b>299</b> - Dull black<br>Bottom <b>248L-4</b> and <b>304L</b> - unfinished  |

**Note:** Maximum door undercut, 1/4" (6mm).

Standard trims

|  | EO        | TP<br> | DT<br> | K<br> | L<br>            | T<br>            |
|--|-----------|---|---|---|---|---|
|  | Exit only | Key locks thumbpiece  | Pull when dogged  | Key locks knob  | <b>Key locks lever #06 Standard</b>   | Key locks thumbturn (Pull required)   |
| <b>Product description</b>               | 8827EO    | 8827TP <sup>1,2</sup>   | 8827DT  | 8827K <sup>1,2,3</sup>  | 8827L <sup>1,2,4,5,6</sup>  | 8827TL <sup>1,5,6</sup>   |
| <b>Trim description</b>                  | —         | 880TP-V   | 880DT-V   | 880K-V  | 373L  | 377T x 880DT-V  |
| <b>Escutcheon plate size</b>             | —         | 3" x 14 <sup>3</sup> / <sub>16</sub> " x <sup>3</sup> / <sub>32</sub> "                 | 3" x 14 <sup>3</sup> / <sub>16</sub> " x <sup>3</sup> / <sub>32</sub> "                 | 3" x 14 <sup>3</sup> / <sub>16</sub> " x <sup>3</sup> / <sub>32</sub> "                 | 11 <sup>1</sup> / <sub>16</sub> " x 7 <sup>1</sup> / <sub>2</sub> " x <sup>7</sup> / <sub>8</sub> " | 11 <sup>1</sup> / <sub>16</sub> " x 7 <sup>1</sup> / <sub>2</sub> " x <sup>7</sup> / <sub>8</sub> " |
| <b>Grip mounting center</b>              | —         | 5 <sup>1</sup> / <sub>2</sub> "   | 5 <sup>1</sup> / <sub>2</sub> "   | —   | —   | —   |
| <b>Projection</b>                        | —         | 2"  | 2"  | 2 <sup>3</sup> / <sub>4</sub> "   | 2 <sup>5</sup> / <sub>8</sub> "   | 1 <sup>13</sup> / <sub>16</sub> "   |
| <b>ANSI function</b>                     | 01        | 05  | 02  | 08  | 08/09   | 11/12   |
| <b>Cylinder type</b>                     | —         | Rim   | —   | Rim   | 1 <sup>1</sup> / <sub>4</sub> " Mortise   | 1 <sup>1</sup> / <sub>4</sub> " Mortise   |
| <b>Sex bolt quantity #425 (optional)</b> | 16        | 12  | 12  | 12  | 12  | 12  |

Optional trims

|  | TP<br>           | DT<br>           | K<br>         | EO<br> |
|--|---|---|--|---|
|  | Key locks thumbpiece  | <b>Dummy trim</b><br>Pull when dogged   | Key locks knob   | Exit only   |
| <b>Product description</b>               | 8827TP x 608TP1,3   | 8827DT x 608DT  | 8827K x 606K1,3  | 8827L x 880EO   |
| <b>Trim description</b>                  | 608TP-V   | 608DT-V   | 606K-V   | 880EO-V   |
| <b>Escutcheon plate size</b>             | 1 <sup>5</sup> / <sub>8</sub> " x 13 <sup>1</sup> / <sub>2</sub> " x <sup>3</sup> / <sub>16</sub> " | 1 <sup>5</sup> / <sub>8</sub> " x 13 <sup>1</sup> / <sub>2</sub> " x <sup>3</sup> / <sub>16</sub> " | 1 <sup>5</sup> / <sub>8</sub> " x 8 <sup>3</sup> / <sub>4</sub> " x <sup>3</sup> / <sub>16</sub> " | 3" x 14 <sup>3</sup> / <sub>16</sub> " x <sup>3</sup> / <sub>32</sub> "                     |
| <b>Grip mounting center</b>              | 5 <sup>1</sup> / <sub>2</sub> "   | 5 <sup>1</sup> / <sub>2</sub> "   | —  | —   |
| <b>Projection</b>                        | 2 <sup>1</sup> / <sub>6</sub> "   | 2 <sup>1</sup> / <sub>6</sub> "   | 2 <sup>3</sup> / <sub>4</sub> "  | —   |
| <b>ANSI function</b>                     | 03  | 02  | 08   | 01  |
| <b>Cylinder type</b>                     | Rim   | —   | Rim  | —   |
| <b>Sex bolt quantity #425 (optional)</b> | NR  | NR  | NR   | 12  |

<sup>1</sup> If no cylinder operation is required, specify "BE" blank escutcheon, trim always operable; example 8827TP-BE.

<sup>2</sup> Matching dummy trim available, use suffix "DT"; example 8827K-DT.

<sup>3</sup> Can be furnished with NL action, thumbpiece or knob operates only when key is used. Use suffix NL; example 8827TP-NL.

<sup>4</sup> When using sex bolts, an 889 cover plate is required. See page 24.

<sup>5</sup> When using on wood doors without sex bolts, "WDA" cover plate is required. See page 24.

<sup>6</sup> The 373L and 377T are shipped L or TL. An NL cylinder plate is also furnished standard (for operation only when key is used).

NR-Not recommended

Notes