

# Coastal Series™ & Standard Trim

8200/R8200/7800 Mortise Locks

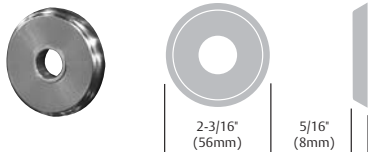
**SARGENT®**

**ASSA ABLOY**

## Coastal Series Roses & Escutcheons

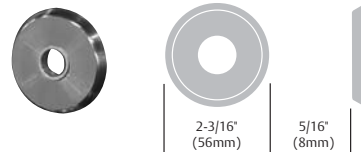
### TR Traditional Rose

- Dual radii edge



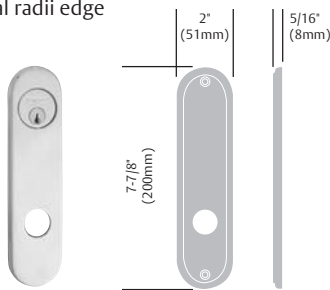
### CR Contemporary Rose

- Beveled edge



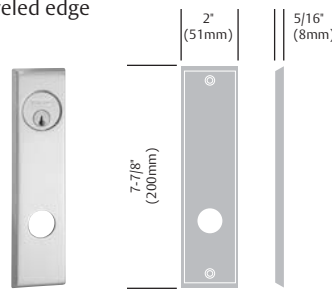
### TE Traditional Escutcheon

- Dual radii edge



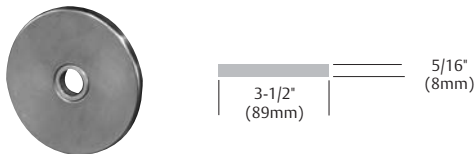
### CE Contemporary Escutcheon

- Beveled edge

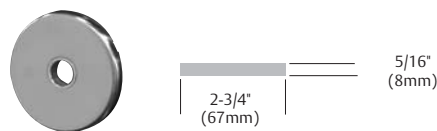


## Standard Roses

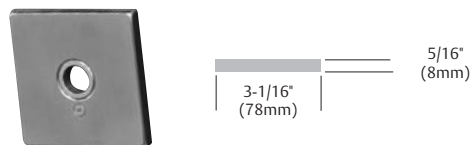
### L Rose



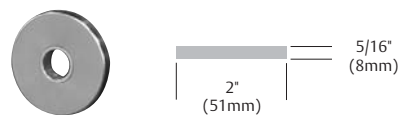
### O Rose



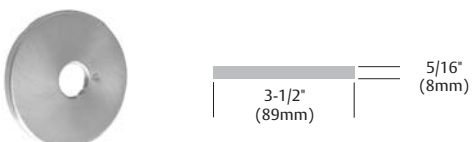
### E Rose



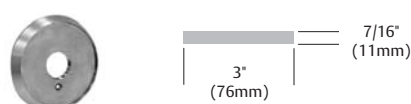
### LN Rose



### SL Rose



### BH Rose



# Coastal Series™ & Standard Levers

## 8200 Mortise Locks

**SARGENT®**

**ASSA ABLOY**

### Coastal Series (8200 & R8200 Series)

#### Features

- All levers meet ADA compliance for national codes
- Not available with CO and TO roses
- Levers are solid cast brass
- Finishes available – 3, 4, 9, 10, 10B, 10BE, 10BL, 14, 15, 20D, 26, 26D, BSP, WSP
- All lever height (+/- 1/16") measurements represent total distance from door face

<p>G - Gulfport™ (Handed)</p>			<p>S - Sanibel™ (Handed)</p>		
<p>R - Rockport™</p>			<p>Y - Yarmouth™ (Handed)</p>		

### Standard Levers (8200 Series Only)

#### Features

- All levers meet ADA compliance for national codes
- Solid forged or cast
- Lever designs J, L and P have lever returns within 1/2" (13mm) or less of door face and meet California State Reference Fire Code
- All lever height (+/- 1/16") measurements represent total distance from door face

<p>A (Handed)</p>			<p>J</p>		
<p>B</p>			<p>L</p>		
<p>E</p>			<p>P</p>		
<p>F</p>			<p>W</p>		

Copyright © 2004-2019, Sargent Manufacturing Company, an ASSA ABLOY Group company. All rights reserved. Reproduction in whole or in part without the express written permission of Sargent Manufacturing Company is prohibited.