



- **Mechanical Pushbutton**
- **Single Access Code**
- **Mortise**
- **Lever**

### Features

<b>Access Control:</b>	Mechanical pushbutton lock eliminates problems and costs associated with issuing, controlling, and collecting keys and cards. Provides exterior access by combination, while allowing free egress.
<b>No Battery:</b>	Fully mechanical lock eliminates the material and labor expense of battery replacements
<b>Locking Device Options:</b>	Mortise with 1" (25 mm) deadbolt, ¾" (19 mm) two-piece anti-friction latch Mortise with ¾" (19 mm) two-piece anti-friction latch
<b>Number of Codes:</b>	Single access code—one easy-to-manage code for all users
<b>Programming:</b>	Lock is easily programmed via keypad without removing lock from the door
<b>Handing:</b>	Factory-handed; not field reversible
<b>Key Override (Optional):</b>	Small format interchangeable cores, large format removable cores
<b>Operation Modes:</b>	Single credential access <u>Passage</u> (select models)—allows access without using the lock entry code. Feature activated from the inside with a thumbturn or key (included with all passage feature models). <u>Deadbolt</u> (select models)—added security of 1" deadbolt <u>Lockout</u> (all models)—disables the lock from the inside so that the entry codes cannot be used to gain access. Access is permitted using key override.
<b>Economical:</b>	A cost effective access control solution

### Mechanical Features

<b>Construction:</b>	Cast front housing; unified trim plate; fixed ADA—compliant levers
<b>Numeric Keypad:</b>	Vandal resistant, solid metal pushbuttons
<b>Handing:</b>	Factory-handed; not field reversible
<b>Standard Finishes:</b>	Antique Brass 05 (609), Satin Chrome 26D (626)
<b>Optional Finishes:</b>	Bright Chrome 026 (625), Bright Brass 03 (605)
<b>Backset:</b>	2¾" (70 mm)
<b>Latch:</b>	¾" (19 mm) two-piece anti-friction latch; accommodates ½" (13 mm) throw, 1" (25 mm) optional deadbolt
<b>Minimum Stile Recommended:</b>	5" (127 mm)
<b>Weight:</b>	9.8 lbs. (3.7 kg)
<b>Strike:</b>	4⅞" (124 mm) L x 1¼" (32 mm) W x ¼" (6 mm) D Deadbolt/Latch mortise strike plate

### Key Override

<b>Interchangeable Cores:</b>	Small format—Best and equivalents (6 or 7-pin length)
<b>Removable Cores:</b>	Large format—Medeco/ASSA/Yale/Abloy (5 or 6-pin length), Corbin Russwin, Schlage, and Sargent

### Installation

<b>Door Preparation:</b>	Easily installs on wood or metal doors. Standard (86) mortise preparation
<b>Door Thickness:</b>	1¾" (44 mm) to 2¼" (57 mm)
<b>Items Supplied Include:</b>	Lock assembly, installation manual, full-scale template, combination change tool, and required installation hardware

### Certification and Testing

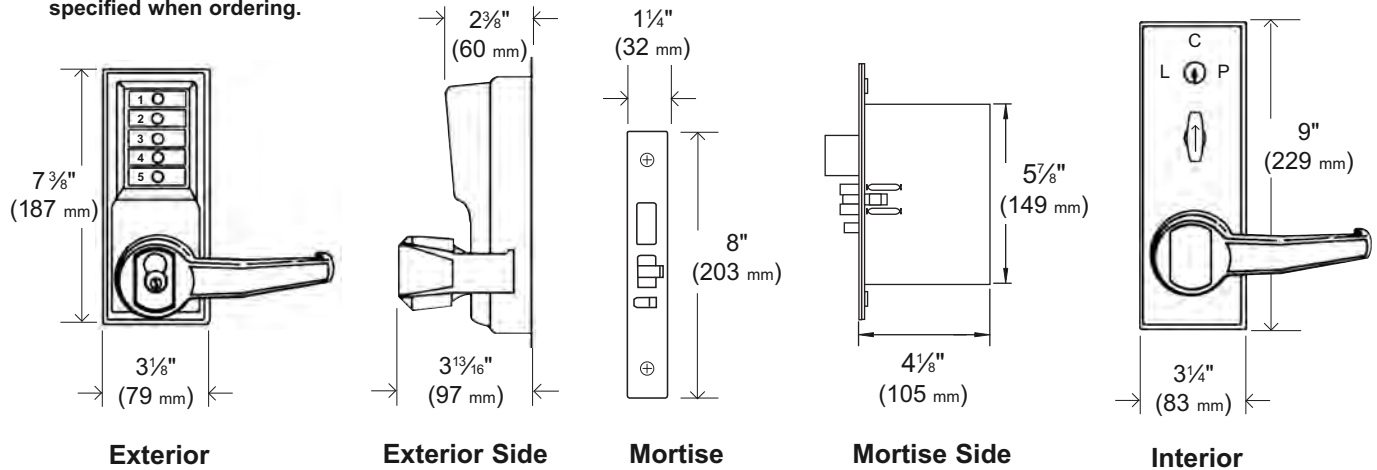
<b>Accessibility Standard:</b>	Americans with Disabilities Act (ADA)
<b>Durability:</b>	Weather resistant
<b>Fire Rating:</b>	3-hour UL/ULC fire rating for "A" labeled doors

### Warranty

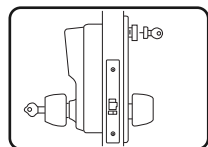
<b>Warranty:</b>	3-year warranty
------------------	-----------------

### Mortise

Door handing must be specified when ordering.

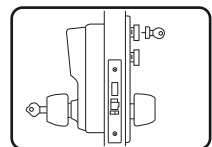


#### Model 8146



- Combination Entry
- Key Override (not supplied)
- Passage
- Lockout

#### Model 8148



- Combination Entry
- Key Override (not supplied)
- Passage
- Lockout
- Deadbolt