














## 8000/8300 Series Faceplate Options

OPERATION	 After releasing the latchbolt, the keeper returns to the locked position.	
 <p>4-7/8" × 1-1/4" [123.8mm x 31.75mm] Square corners</p>	<p><b>801 Option</b></p> <p>For use with: Cylindrical locksets in ANSI metal jambs, with latchbolts up to 5/8" [15.9mm] throw.</p> <p>ANSI/BHMA Numbers: E05031, E09321, E09322, E09323</p>	
 <p>4-7/8" × 1-1/4" [123.8mm x 31.75mm] Radius corners and flat faceplate</p>	<p><b>801A Option</b></p> <p>For use with: Cylindrical locksets with latchbolts up to 5/8" [15.9mm] throw. Includes universal mounting tabs. Aluminum frames.</p> <p>ANSI/BHMA Numbers: E05031, E09321, E09322, E09323</p>	
 <p>4-7/8" × 1-1/4" [123.8mm x 31.75mm] 1/4" extended lip</p>	<p><b>801E Option</b></p> <p>For use with: Extended lip for 'knock-down' style frame installations. For use with cylindrical latchbolts up to 5/8" [15.9mm] throw.</p> <p>ANSI/BHMA Numbers: E05031, E09321, E09322, E09323</p>	
 <p>7-15/16" × 1-7/16" [201.6mm x 36.5mm]</p>	<p><b>802 Option</b></p> <p>For use with: Cylindrical locksets with latchbolts up to 5/8" [15.9mm] throw. Includes universal mounting tabs. Aluminum frames.</p> <p>ANSI/BHMA Numbers: E05031, #E09321, E09322, E09323</p>	
 <p>6-7/8" × 1-1/4" Radius corners and flat faceplate</p>	<p><b>803 Option</b></p> <p>For use with: Cylindrical locksets with latchbolts up to 5/8" [15.9mm] throw. Includes universal mounting tabs. Aluminum frames.</p> <p>ANSI/BHMA Numbers: E05031, E09321, E09322, E09323</p>	
 <p>9" × 1-3/8" [123.8mm x 34.9mm] Radius corners and flat faceplate</p>	<p><b>805 Option</b></p> <p>For use with: Cylindrical locksets. Latchbolts up to 5/8" [15.9mm] throw. Four point mounting for wood installations.</p> <p>ANSI/BHMA Numbers: #E05031, #E09321, #E09322, #E09323</p>	

"For use with" information is offered as a recommendation only. Reference should be made to the lockset manufacturer for proper installation instructions necessary to meet compatibility requirements.

hes

ASSA ABLOY