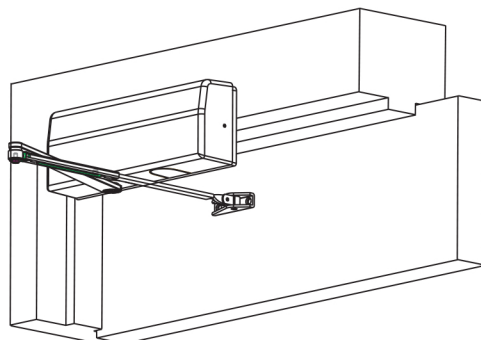


# DC8220 Installation Addendum

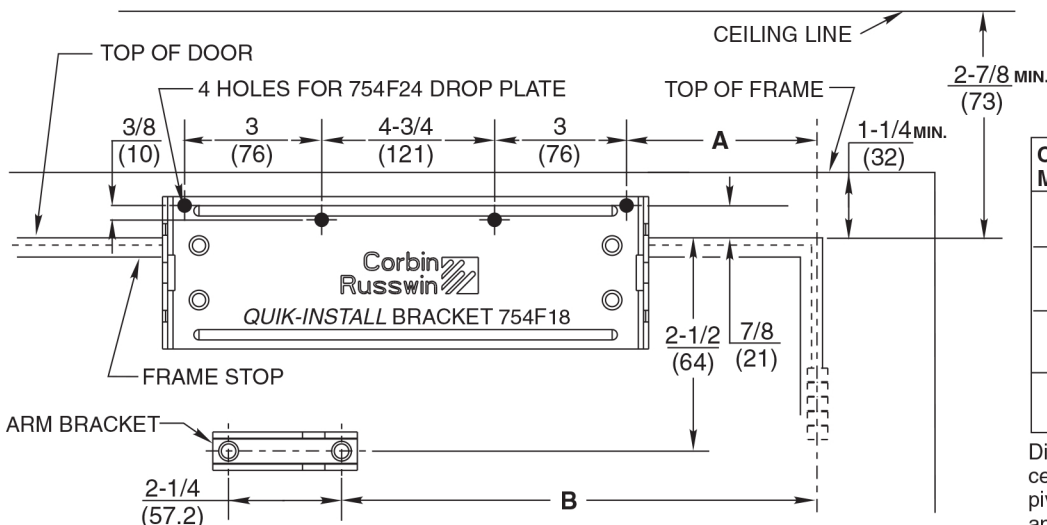
## For Use with 754F24 Drop Plates

This addendum replaces the **A** Template on page **6** of the 80-9380-8000-152 Instruction Sheet for DC8220 Jamb Mount Applications.

**USE OF DROP PLATE (754F24) IN THIS APPLICATION WILL PUT THE BOTTOM OF THE PLATE 2-1/8 (54) INTO THE OPENING.**



**A** **Template** Mark Door and Jamb (for arm bracket and drop plate) use dimensions in template below.



OPENING MAXIMUM	A	B	HINGE CONDITION
110°	6-1/8 (156)	14 (356)	Butts, Offset Pivots, and Swing Clear Hinges
140°	4-3/8 (111)	12-1/2 (318)	
180°	2-5/8 (67)	10-1/2 (267)	
140°	4-3/8 (111)	12-3/8 (314)	* CENTER HUNG

Dimensions "A" and "B" are taken from centerline of hinge as shown and apply to pivot point of swing clear hinges. Offset and center hung pivots.

\*Must be single acting door.

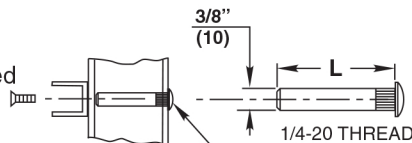
### MOUNTING SCREW SPECIFICATIONS

#### ARM AND CLOSER DROP PLATE

#12-14 self-drilling screw.  
1/8 (3) diameter pilot hole required for Wood Applications.



Sex nuts, furnished when ordered



Drill thru 9/32 (7.1) Enlarge to 3/8 (9.5) Dia. This Side Only (4 Places)

DOOR THICKNESS	SEX NUT LENGTH "L"
1-3/8" (35mm)	1-9/32" (33mm)
1-3/4" (44mm) & OVER	1-21/32" (42mm)

### NOTES:

- Check hand of door, see page **1**.
- Right Hand Application Shown. Left Hand Opposite.
- Dimensions given in inches (mm). Do Not Scale Drawing.
- Closer must be installed in a true horizontal plane to ensure proper closer performance.
- All degrees of door opening are dependent upon door, frame, wall and hinge/pivot conditions permitting.

**Corbin Russwin**

**ASSA ABLOY**

Copyright © 2007, 2009, Corbin Russwin, Inc., an ASSA ABLOY Group company. All rights reserved. Reproduction in whole or in part without the express written permission of Corbin Russwin, Inc. is prohibited.

ASSA ABLOY is the global leader in door opening solutions, dedicated to satisfying end-user needs for security, safety and convenience.