

# 5575-F Mortise lock fire exit device



**5575-F fire exit mortise lock devices** for 4' x 10' (1219 mm x 3048 mm) single or 8' x 8' (2438 mm x 2438 mm) double metal doors, UL listed for up to 3 hour labeled installations. Fits door stiles as narrow as 4<sup>3</sup>/<sub>4</sub>" (121 mm). Specify for 2<sup>1</sup>/<sub>4</sub>" door.

The 7500 mortise lock is equipped with a <sup>3</sup>/<sub>4</sub>" (19mm) anti-friction latch bolt which is field reversible without removing the lock from the door. It has a non-handed auxiliary bolt for deadlocking and a faceplate with an adjustable bevel. Wood door required 589 cover plate.

**Finishes** – US3, US4, US10B, US10, US26, US26D

## Specifications

Device functions	EO/NL/L
Crossbar length	42" (1067 mm)
Crossbar height to finished floor	36 <sup>13</sup> / <sub>16</sub> " (935 mm) at center
Latch bolt height to finished floor	40 <sup>3</sup> / <sub>32</sub> " (1018 mm) at center
Lock stile case	7 <sup>1</sup> / <sub>4</sub> " x 1 <sup>3</sup> / <sub>16</sub> " x 2 <sup>1</sup> / <sub>4</sub> " (184 mm x 30 mm x 57 mm)
Lock case	4 <sup>5</sup> / <sub>8</sub> " x 5 <sup>3</sup> / <sub>4</sub> " x 1 <sup>1</sup> / <sub>16</sub> " (117 mm x 146 mm x 27 mm)
Faceplate	1 <sup>1</sup> / <sub>4</sub> " x 8" x <sup>7</sup> / <sub>32</sub> " (32 mm x 203 mm x 6 mm)
Cylinder backset	2 <sup>3</sup> / <sub>4</sub> " (70 mm)
Hinge stile case	7 <sup>1</sup> / <sub>4</sub> " x 1 <sup>3</sup> / <sub>16</sub> " x 2 <sup>1</sup> / <sub>4</sub> " (184 mm x 30 mm x 57 mm)
Crossbar tubing	1" (25 mm)
Projection	Crossbar neutral – 3 <sup>3</sup> / <sub>4</sub> " (95 mm) Crossbar depressed – 2 <sup>3</sup> / <sub>8</sub> " (60 mm)
Latch bolt	Anti-friction, <sup>3</sup> / <sub>4</sub> " (19 mm), throw
Fasteners and Sex bolts (SBN)	Includes screw pack for 1 <sup>3</sup> / <sub>4</sub> " (44 mm) and 2 <sup>1</sup> / <sub>4</sub> " (57 mm) thick metal or wood doors. Sex nuts and bolts included.
<b>Outside trim</b>	<b>Standard</b> 375L 550DT
<b>Electrical options</b>	<b>RX</b> Crossbar monitor switch <b>E</b> Electric unlocking (BE trim only)
<b>Mechanical options</b>	<b>RCB</b> Reinforced crossbar <b>KN</b> Knurled crossbar
<b>Strikes</b>	<b>575</b> - Dull black

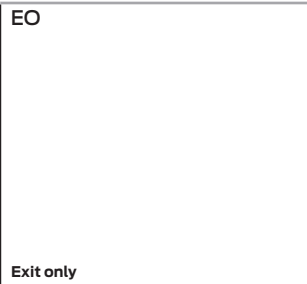


## RX

### Crossbar monitor switch

- Signals use of an opening
- SPDT switch to monitor crossbar



Standard trim

	EO	NL	L
			
	Exit only	<b>Night latch</b> Key retracts latch bolt	<b>Lever</b> Locks/unlocks
Product description	5575EO-F	5575NL-F	5575L-F
Trim description	—	550DT	375L
Escutcheon plate size	—	—	10 1/2" x 2"
Pull overall length	—	3 5/8" x 11 9/16"	—
Pull center to center	—	10"	—
Projection	—	2 5/8" x 1 7/8"	2 5/8"
ANSI function	01	03	08
Cylinder type	—	1 1/4" Mortise	Mortise
Handing	Handed	Handed	Handed
Sex bolts furnished	2	2	—

Notes