
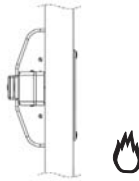
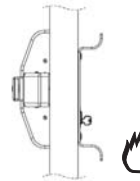
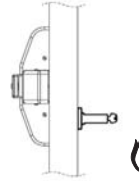
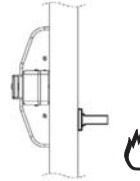













5300 Series Alarmed Exit Device



Functions marked by  symbol are available as Fire Exit Hardware.

	10 Exit only. No Outside operation.	04 Key retracts latchbolt. Activating key will cause unit to enter 15 second delay mode.	13 Key locks or unlocks lever. Activating lever will cause unit to enter 15 second delay mode.	15 Similar to 13 with no outside cylinder, lever always operative. Rotating lever will sound alarm.
Functions available for 5300 & 12-5300				
Trims available for both 5300 & 12-5300	 88-DL    53 D GTB 53 E GTB	 88-KL   53 K HTB	 28-C-LL  (No trim shown)	 28-L-LL  (No trim shown)

To cover a 161 cutout (Pull) 53 D GTB, (Cover plate) 53 E GTB or (Pull with cylinder cutout) 53 K HTB may be used. This trim is furnished with 3 mortise nuts and screws for 1-3/4" doors.

To order specify trim x finish

Example: 53 K HTB x EN



53 K HTB



53 D GTB



53 E GTB

Specifications, Architectural Options, How to Order & Finishes

5300 Series

Suggested Architectural Specifications

1. All alarms to be 9 volt battery powered
2. Devices to be equipped with piercing audible alarm signal
3. Forcing latchbolt will sound alarm
4. All devices to possess solid state electronics
5. All devices to be non-handed or reversible
6. Removing cover will sound alarm

How to Order 5300 Series Alarms (Trim sold separately)

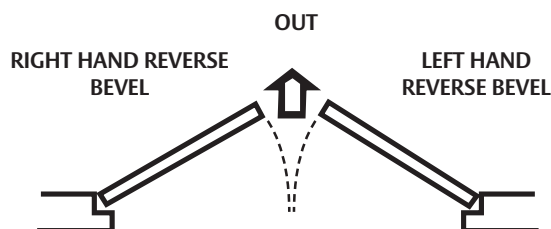
36-Options	5300 Series	13 Function	EN
			Finish
Listed on this page	53	04	EN, EB, ERD, 32D, BSP
		10	
		13	
		15	

How to order Trim for 5300 Series Exit Devices (Alarm Sold Separately)

Example:

11-	28-C-LL		32D
Options	Available Trim & Function Designation		Available Finishes
Listed on this page	Lever & Rose Trim		Lever & Rose Finishes
	28-K-LL (04 Function)	28-C-LL (13 Function)	BSP
	28-D-LL (10 Function)	28-L-LL (15 Function)	
	Trims & Pulls		Finishes
	53 K HYB (04 Function)		EN
	53 E GTB (10 Function) Exit Only		EB
53 D GTB (10 Function) Pull		ERD	

HANDING CHART



Option Descriptions and Availability

10-	Signature System
11-	SARGENT XC Key System
12-	UL Fire Label Exit Devices
21-	Construction Keying Conventional, XC and Signature Series
22-	Construction Keying Conventional Cylinders (Existing Systems Only)
36-	6 Lobe security head screws
37-	Spanner head screws
82-	Keso Security Cylinder
94-	Automatic Re-Arm
BR-	Bump Resistant Cylinder (Available with Conventional & XC Cylinders Only)
SC-	Schlage C Keyway cylinder, 0-bitted
SE-	Schlage E Keyway cylinder, 0-bitted
TB-	Through Bolts
- All Alarmed Exit Hardware includes cylinders where applicable.	

Option Descriptions

Automatic Rearming (94-Option)

The 5300 and 12-5300 equipped with spring loaded on/off switch.

- Switch returns to "on" position after removal of key
- Alarm always on
- Can be added in the field (Order part 32-7097)

Finishes

Symbol	Description
EN	Polyester Powder coated to match US28
EB	Polyester Powder coated to match US10B
ERD	Polyester Powder coated - Red
32D	Dull Stainless Steel (Rail Assemblies)
BSP	Black Suede Powder Coat