

Rim Exit Devices



Precision 5100 Series – Non Handed Precision FL5100 Fire Exit Series – Non Handed

Doors – For all types of single and double doors with a mullion. For mullions, see page 8. Available for 1-3/4" to 2-1/4" thick, up to 4'-0" wide openings. For thicker doors, consult factory. Furnished standard for 1-3/4" thick, 3'-0" wide openings.

Active Case & Trim – Covers ANSI A115.2 (Type 161) or ANSI A115.18 cylinder lock preparation. Active Case through bolts in ANSI A115.18 preparation without additional machining.

Functions – Universal Exit Device, add Trim for the desired function.

Active Case Cover & Endcap – High Impact Thermoplastic.

Active Case – Stainless Steel.

Touchbar Sub-Assembly – Zinc Dichromate plated Heavy Wrought Steel.

Touchbar Assembly – Powder Coated Heavy Wrought Steel.

Strikes – No. S300, Investment Cast Stainless Steel, Black Powder Coated furnished standard. No. S988, optional strike for use on Aluminum Door applications, specify when ordering. No. S458, optional strike for use on Mullion applications, specify when ordering. For optional strike information see page 9.

Latchbolt – Stainless Steel, Deadlocking, 3/4" throw.

Dogging – 1/4 turn hex key dogging standard. NOT available on Fire Exit Hardware.

Touchbar Height – 40-5/16" from floor standard. May be varied as situation dictates.

UL Listed – Panic and Fire Exit Hardware. For FIRE EXIT HARDWARE Ratings see page 3. Conforms to UL10C and UBC 7-2.

ANSI/BHMA – Devices are BHMA certified for ANSI 156.3, Grade I.

Finishes –

689 Aluminum Powder Coat

695 Dark Bronze Powder Coat

Cylinders – See page 11.

Stile Width – See Stile Information on page 11.

Device Options

| Suffix | Description | Page |
|--------|--|------|
| ALK | Exit Alarm: Battery Operated | 10 |
| ALW | Exit Alarm: Remote Power | 10 |
| CD | Cylinder Dogging | 9 |
| FL | Fire Exit Hardware | 3,4 |
| LD | Less Dogging | 9 |
| TDS | Touchbar Monitoring Double Switch | 10 |
| TS | Touchbar Monitoring Switch | 10 |
| WTDS | Weatherized Touchbar Mon. Dbl. Switch | 10 |
| WTS | Weatherized Touchbar Monitoring Switch | 10 |

How To Order – 5100 Series

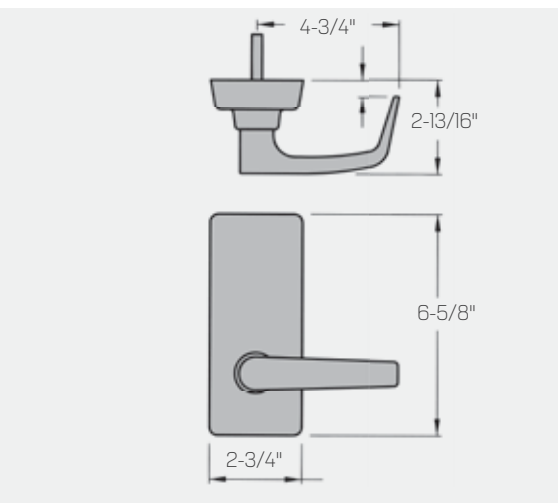
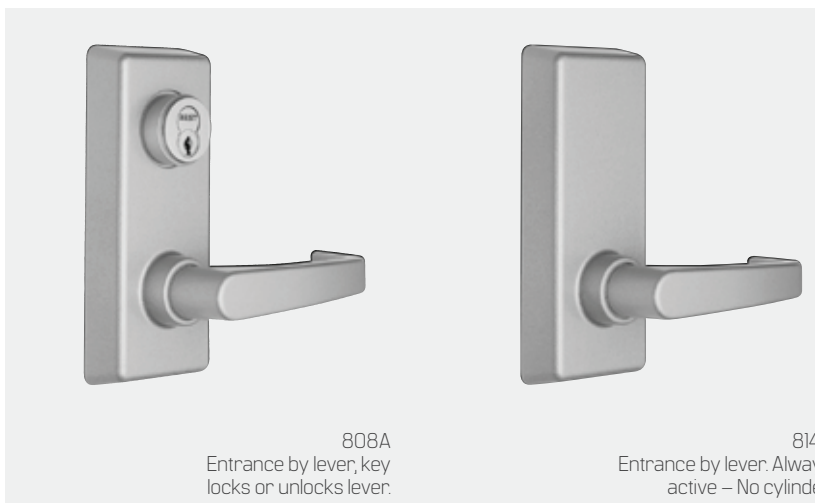
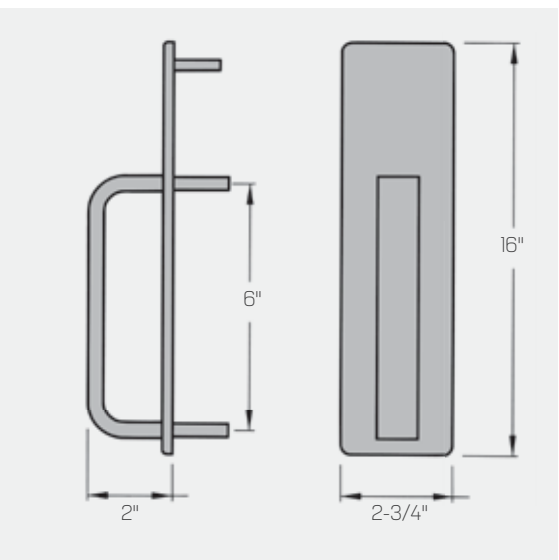
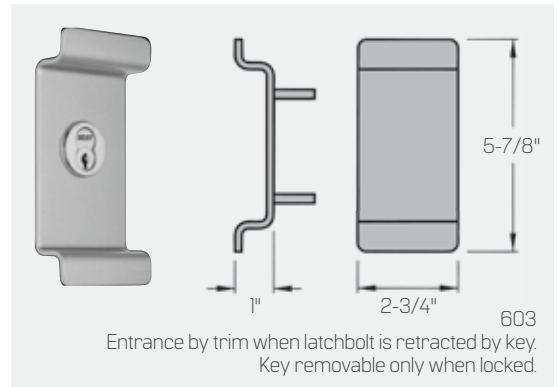
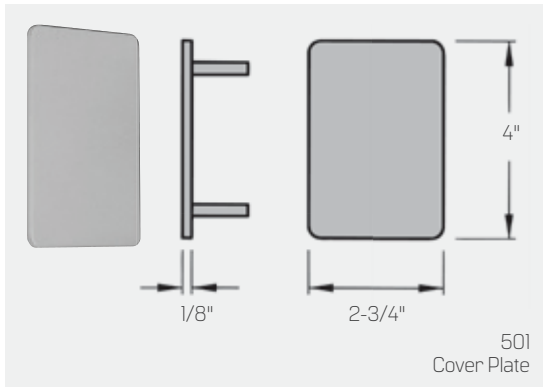
| 5108 | ALK | 808 | RHRB | 689 | S300 | |
|--|----------------|----------------------|---------|--------|----------------------------|------------------------|
| Device No. | Device Options | Trim No. | Handing | Finish | Strike | Door Size |
| 5101 – exit only | See above | 501 – cover plate | | 689 | S300 – rim/top (std.) | 3' 0" x 7' 0" x 1-3/4" |
| 5102 – dummy trim | | 602 – trim no key | | 695 | S301 – rim/top (opt.) | |
| 5103 – key retracts latchbolt | | 603 – trim w/key | RHRB | | S458 – rim (optional) | |
| 5108 – key locks / unlocks lever | | 702A – handle no key | LHRB | | S459 – non fire (optional) | |
| 5114 – no cylinder lever always active | | 703A – handle w/key | | | S460 – bottom (std.) | |
| | | 808A – lever w/key | | | S988 – roller (opt.) | |
| | | 814A – lever no key | | | | |

Device Only: Device no, hand, finish, strike, and door size including thickness: (e.g. FL5108 x RHRB x 689 x S300 x 3'-0" x 7'-0" x 1-3/4")

Trim Only: Trim no, hand, finish, and door thickness: (e.g. 808A x RHRB x 689 x 1-3/4") * 5103 & FL5103 Cylinder Only Application includes Cylinder Attachment Kit "CA-03".

Trims

Trims are certified to ANSI/BHMA A156.3, Grade 1.



NOTES:

Cylinders – Not furnished standard. For Cylinder details see page 11.

Rim Cylinder – Required for 603 & 703A Trim.

Mortise Cylinder – Required for 808A Trim. Use 1-1/4" long standard mortise cylinder.

Lever Trims – (808A, 814A) are handed, but are field reversible. Specify Handing when ordering.

Trims – are through bolted and will cover 161 cutouts.

The measurement from the Trim Horizontal Centerline to the Lever Horizontal Centerline is 1-7/16".