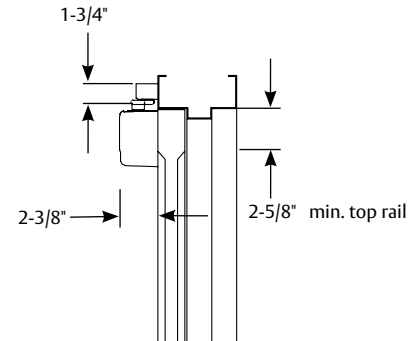
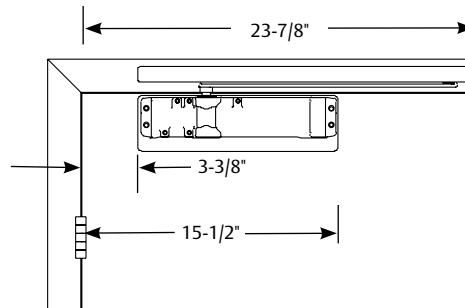
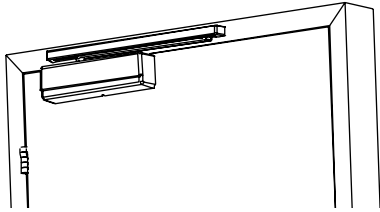


# Pull Side Track Type Applications

## 422 Series

### Pull Side Mounting (Hinge Side)



The pull side application of the 422 cam closer provides an aesthetically pleasing appearance with the functionality of pull side mounting.

In the pull side application, the closer body mounts to the face of the door and the track mounts to the face of the frame. All cam action closers are equipped with a short track which provides superior door control with a clean appearance.

#### 422-CTB2

- Bumper stop track
- Maximum door swing 125°
- Adjustable steel stop included in track that provides dead stop positions between 70° and 125°
- Rubber bumper included to cushion door before stop
- Auxiliary stop required for abusive environments
- Stop may be easily remove when not required
- Non handed closer body
- 2-1/2" minimum door top rail

#### 422-CTHB2

- Holder track with bumper
- Maximum door swing 125°
- Adjustable hold open positions between 85° and 120°
- Adjustable bumper provides cushion to stop door after hold open
- Auxiliary stop required for abusive environments
- Stop may be easily remove when not required
- Non handed closer body
- 2-5/8" minimum door top rail

#### Track

- One piece extruded aluminum track
- End caps finished to match track
- Non handed

#### Arm

- Forged steel
- Oiled bronze bearing in roller
- Non handed

#### Bumper

- Mounts in track to assist backcheck
- Auxiliary stop is required in abusive environments
- Included with both regular or hold open tracks

#### Holder (Optional)

- Mounts within the track (adjustable)

#### Finishes

##### POWDER COAT

- EAB, EB, ED, EN, EP powder coat on all exposed surfaces

##### Plated Hardware Finishes:

- Plated finishes (except 26D) are supplied with the handed covers and arms polished and plated; the track will be powder coated to match
- With 26D finish, the handed covers and arms are polished and plated; the track is polished and clear coated