



## 3800 SERIES - GRADE 1 MORTISE (SECTIONAL) - HEAVY DUTY

### WARRANTY

Lifetime warranty

### FEATURES

- Heavy duty commercial, industrial, institutional
- Concealed thru-bolts
- Lock body handing is field reversible (default from the factory is Left Handed Reverse)
- Conventional mortise cylinder, Small Format Interchangeable Core, or Large Format Interchangeable Core option available
- BHMA Certified Grade 1 Security with standard mortise cylinder

### Certifications:

- BHMA Certified ANSI A156.13 Series 1000 Grade 1 Operational and Security
- ADA Compliant ANSI A117.1 Accessibility Code
- UL/cUL Listed for all functions up to 3 hours for "A" label doors
- UL10C Positive Pressure Rated
- UL10B Neutral Pressure Rated
- A250.13 Severe Windstorm Resistant (only available in **53 and 81** Functions)

### Lever Options:

Archer, August, Charles, Johnston (handed), Joshua, Louis, Warren (handed), William, Withnell levers

### Options:

- Tactile warning
- Lead lining
- Split finish
- Antimicrobial coating (26D and 32D only)
- Factory handing available if specified



### SPECIFICATIONS

#### Standard Door

- 3-5/8" (92 mm) center of cylinder to spindle
- 2-7/16" (62 mm) center of thumbturn to spindle

#### Exposed Trim:

Cast zinc - Standard

#### Lock Case:

4-5/16" x 6" x 1" (110 mm x 152 mm x 25 mm)

#### Armor Front:

1-1/4" x 8" x 7/32" (32mm x 203mm x 5mm) - Square corner standard, round corner optional

#### Rose Diameter:

2-7/16" (62 mm)

#### Keys:

Two operating keys supplied per lock

#### Cylinders/Cores:

- Brass - keyed different - Schlage C Keyway
- Cylinder drilled 6-pin, keyed 5-pin - Standard
- Other keying options, including keyed 6-pin, available from factory
- Large Format Interchangeable Core cylinder option available
- LFIC core available zero bitted or combined, brass 6-pin cores sold separately
- Small Format Interchangeable Core cylinder option available
- SFIC uncombined or combined, brass 6- or 7-pin cores sold separately
- Schlage "L" Cam - Standard
- For Function 61, Ext Cylinders, use Standard Cam

#### Door Thickness:

- 1-3/4" - 2-1/2" (45 mm - 64 mm)
- Privacy functions have a max door thickness of 2" (51 mm)
- Must specify door thickness if greater than 1-3/4" (45 mm)

#### Backset:

2-3/4" (70 mm) only

#### Latchbolt:

3/4" (19 mm) throw with anti-friction tongue, all stainless steel

#### Deadbolt:

1" (25 mm) throw - stainless steel

#### Strike:

3985 1-1/4" x 4-7/8" (32 mm x 124 mm), 1-7/32" (31 mm) lip - standard

#### Fasteners:

Thru-bolted trim concealed under rose

#### Functions:

10 Passage, 17 Dummy, 27 Double Dummy, 40 Privacy, 44 Privacy with Cointurn, 50 Office, 53 Entry, 56 Corridor, 57 Intruder Classroom with Deadbolt, 61 Apartment, 70 Classroom, 80 Storeroom, 81 Storeroom with Deadbolt, 82 Institution, 96 Privacy with Indicator

#### Notes:

- Self-adjusting case for beveled doors or square edge doors
- Stopworks are incorporated in thumbturn
- Non-handed, stainless steel, deadlocking latchbolt













### FINISHES

- US3, US4, US10, US10B, US15, US26, US26D, US32D
- US3, US4, US10 and US26 may be subject to extended lead time





## 3800 SERIES - ESCUTCHEON AND SECTIONAL LOCK FUNCTION CHART

Function	Function No.	Function Description	ANSI No.	
<b>Keyed Without Deadbolt</b>				
	Office	50	Latchbolt retracted by lever from either side unless outside is made inoperative by key outside or by turning inside thumbturn. When outside is locked, latchbolt is retracted by lever inside. Outside lever remains locked until thumbturn is returned to vertical or unlocked by key. Auxiliary latch deadlocks latchbolt when door is closed.	F04
	Apartment Entrance	61	Latchbolt retracted by lever from either side unless outside is locked by key from inside. When locked, latchbolt retracted by key outside or lever inside. Auxiliary latch deadlocks when door is closed.	F09
	Classroom	70	Latchbolt retracted by lever from either side unless outside is locked by key. Unlocked from outside by key. Inside lever always free for immediate exit. Auxiliary latch deadlocks latchbolt when door is closed.	F05
	Storeroom	80	Latchbolt retracted by key outside or by lever inside. Outside lever always inoperative. Inside lever always free for immediate exit. Auxiliary latch deadlocks latchbolt when door is closed.	F07
	Institution	82	Latchbolt retracted by key from either side. Lever on both sides always inoperative. Auxiliary latch deadlocks latchbolt when door is closed.	F30
<b>Keyed With Deadbolt</b>				
	Entry	53	Latchbolt retracted by lever from either side unless outside is locked by 20° rotation of thumbturn. Deadbolt thrown or retracted by 90° rotation of thumbturn. When locked, key outside or lever inside retracts deadbolt and latchbolt simultaneously. Outside lever remains locked until thumbturn is restored to vertical position. Throwing deadbolt automatically locks outside lever. Auxiliary latch deadlocks latchbolt when door is closed.	F20
	Corridor	56	Latchbolt retracted by lever from either side. Deadbolt thrown or retracted by key outside or thumbturn side. Throwing deadbolt locks outside lever. Turning inside lever simultaneously retracts deadbolt and latchbolt and unlocks the outside lever.	F13
	Intruder Classroom w/ Deadbolt	57	Latchbolt retracted by lever from either side. Deadbolt thrown or retracted by key from either side. Throwing deadbolt locks outside lever. Turning inside lever simultaneously retracts deadbolt and latchbolt and unlocks outside lever.	F33
	Storeroom w/ Deadbolt	81	Latchbolt retracted by key outside or by lever inside. Outside lever always fixed. Deadbolt thrown or retracted by key outside or thumbturn inside. Turning inside lever simultaneously retracts deadbolt and latchbolt. Auxiliary latch deadlocks latchbolt when door is closed.	-
<b>Non-Keyed Without Deadbolt</b>				
	Passage	10	Latchbolt retracted by lever from either side at all times.	F01
	Privacy	40	Latchbolt retracted by lever from either side unless outside is locked by inside thumbturn. Turning inside lever or closing door unlocks outside lever. To unlock from outside, remove emergency button, insert emergency turn (furnished) in access hole and rotate.	F22
	Privacy with Cointurn	44	Latchbolt retracted by lever from either side unless outside is locked by inside thumbturn or outside cointurn. Operating inside lever, closing door, rotating inside thumbturn, or rotating outside cointurn unlocks outside lever.	-

