

3400 Series



Hager 3400 Series Grade 1 lock is designed and engineered to withstand the most abusive environments. We've categorized it 'extra heavy duty' and you can rest assured that it has been tested against heavy use, impact, strength, resistance, and abuse. We're so confident in our 3400 Series lock, it's backed by a lifetime warranty. The exceptional quality of our 3400 Series lock has made it incredibly successful in application after application across the country and around the globe.





3400 SERIES - GRADE 1 CYLINDRICAL - HEAVY DUTY

WARRANTY

Lifetime warranty

FEATURES

- Heavy duty commercial, industrial, institutional
- No exposed mounting screws
- Non-handed
- Conventional cylinder, Small Format Interchangeable Core, and Large Format Interchangeable Core option available

Certifications:

- BHMA Certified ANSI A156.2 Series 4000 Grade 1
- ADA Compliant ANSI A117.1 Accessibility Code
- ANSI A250.13 Severe Windstorm Resistant Component
- UL/cUL Listed for all functions up to 3 hours for "A" label doors
- UL10C Positive Pressure Rated
- UL10B Neutral Pressure Rated

Lever Options:

Archer, August, Withnell levers

Options:

- Lead lined
- Tactile warning
- Antimicrobial coating (26D finish only)
- Split finish
- Additional latchbolts and strikes available

SPECIFICATIONS

Standard Door Prep:

- 2-1/8" (54 mm) diameter (bore)
- Latch hole: 1" (25 mm) diameter (cross bore)

Exposed Trim:

- Levers: Cast zinc
- Rose: Wrought brass or stainless steel

Rose Diameter:

3-17/32" (90 mm) levers

Lock Chassis:

- Heavy gauge steel, zinc dichromated for corrosion resistance
- Free wheeling
- Thru-bolt mounting

Keys:

Two operating keys supplied per lock

Cylinders/Cores:

- Brass 6-pin, keyed different - Schlage C Keyway - Standard
- Cylinder drilled 6-pin, Keyed 5-pin - Standard
- Other keying options, including keyed 6-pin, available from factory (see cylinder, core and keying section)
- Zero bit cylinders will be 6 pin keyed - standard
- Small Format Interchangeable Core option available
- SFIC uncombined or combined, brass 6- or 7-pin cores sold separately
- Large Format Interchangeable Core option available - leversets only
- LFIC zero bitted or combined, brass 6-pin cores sold separately - Schlage C only

Door Thickness:

- 1-3/8" - 2" (35 mm - 51 mm)

Backset:

- 2-3/4" (70 mm) - Standard
- 2-3/8" (60 mm) - Optional
- 3-3/4" (94 mm) - Optional
- 5" (128 mm) - Optional

Latchbolt:

- 1/2" (13 mm) throw, stainless steel
- 1-1/8" x 2-1/4" (29 mm x 57 mm) faceplate
- Square corner faceplates standard, round corner available
- Deadlocking latchbolt prevents manipulation when door is closed; keyed functions only
- 3/4" (18 mm) latch available

Strike:

3935 ASA 1-1/4" x 4-7/8" (32 mm x 124 mm) strike - Standard

Functions:

10 Passage, 17 Dummy, 40 Privacy, 50 Entry/Office, 53 Entry, 70 Classroom, 73 Corridor, 80 Storeroom, 82 - Institution, 95 Intruder Classroom

FINISHES

- US3, US4, US10, US10B, US26, US26D





3400 SERIES - ELECTRIFIED - GRADE 1 CYLINDRICAL HEAVY DUTY

WARRANTY

- Lifetime warranty on mechanical locking components
- One-year warranty on electric components

FEATURES

- Deadlocking latchbolt
- Key override allows latchbolt to be momentarily retracted with the key even though electrically locked. Note that locks that are electrically unlocked may not be locked via the key cylinder.
- Inside lever always allows egress
- Interface with life-safety systems
- Motorized locking and unlocking allows for lower power consumption



Function:

80 - Storeroom

Applications:

- Provides remote locking and unlocking ideal for access control where added security is necessary
- Stairtower doors
- Office doors
- Classrooms
- Elevator lobby doors
- Computer rooms
- Hospital equipment rooms
- Pharmaceutical storage rooms

Voltage:

- 3480ELEU - 12-24V AC/DC (250mA MAX in rush and 10mA MAX holding)
- 3480RX - 125 VAC (3A) - 30VDC (2A)

FINISHES











US3, US4, US10, US10B, US26, US26D

Function	Function No.	Function Description
Storeroom - Fail Safe/Fail Secure 12V/24V	3480ELEU	Outside lever continuously locked (EL) or unlocked (EU) by 12 or 24V. Latchbolt retracted by key outside or lever inside. Auxiliary latch deadlocks latchbolt when door is closed. Inside always free for immediate egress.
Storeroom - Request to Exit	RX	Monitors inside lever rotation. Incorporates into fire alarm systems or in conjunction with an electromagnet. Available on 3480 or in conjunction with 3480ELEU.

Note: Quick connect option is available. Locks will have molex connector attached to allow rapid installation of locks when used with Hager harness cable. See price book for details.



3400 SERIES - FUNCTION CHART

Function	Function No.	Function Description	ANSI No.	
Non-Keyed				
	Passage	10	Latchbolt operated by lever from either side at all times.	F75
	Dummy - Single	17	Pull one side, no mechanical operation.	-
	Privacy	40	Latchbolt operated by lever from either side. Outside lever is locked by push button inside and unlocked by emergency release outside, operating inside lever or closing door.	F76A
Keyed				
	Entry/Office	50	Deadlocking latchbolt operated by lever from either side except when outside lever is locked by push button on inside lever. When outside lever is locked, operating key in outside lever or operating inside lever unlocks push button. Closing door does not release push button.	F82A
	Entry	53	Deadlocking latchbolt by lever either side, except when turn button inside locks outside lever. Pushing turn button in locks outside lever, requiring use of key outside to unlock. (Lever handle is freewheeling in locked position.) Turning inside lever unlocks outside lever. Pushing in and turning button locks outside lever, requiring key at all times. Turning inside lever does not unlock outside lever until button is manually turned to unlocked position. Inside lever always operates latchbolt.	F109
	Classroom	70	Deadlocking latchbolt operated by lever from either side except when outside lever is locked from outside by key. When outside lever is locked, latchbolt is operated by inside lever.	F84
	Corridor	73	Deadlocking latchbolt operated by lever from either side except when outside lever is locked by key in outside lever or by push button on inside. Key in outside lever locks or unlocks outside lever. Operating inside lever releases push button. Closing door releases push button. Inside lever always operates latchbolt.	F90
	Storeroom	80	Deadlocking latchbolt operated by key in outside lever, or by operating inside lever. Outside lever is always locked. Inside lever is always unlocked.	F86
	Institution	82	Deadlocking latchbolt operated by key from either side. Both levers are locked at all times.	F87
	Intruder Classroom*	95	Deadlocking latchbolt operated by lever from either side. Key either inside or outside locks or unlocks outside lever. Inside lever always operates latchbolt.	F110

Notes: *Intruder Classroom includes locking direction indicator stamped on the inside rose standard.

