

3347A/3547A Concealed vertical rod device



3347A and 3547A for all types of single and double doors, UL listed for panic exit hardware. Devices are ANSI A156.3 – 2001 Grade 1. The 3547A has a smooth mechanism case and the 3347A has grooved case. The concealed vertical rod device is non-handed except when the SS (signal switch) option is used. See opposite page for available outside trim and device functions.

3347A/3547A fits door stiles as narrow as 2-1/8" (44 mm), wood door stiles as narrow as 4" (102mm). Newly designed device has a one piece center case cover.

Finishes – US3, US4, US10, US15 (35A Only) US26, US26D, US26D-AM, US28, 313 and 315.



Specifications

Device lengths	2' 2' (610 mm) Door size - shipped less UL label 3' 2'4" to 3' (660mm to 914 mm) door size 4' 2'8" to 4' (813 mm to 1219 mm) door size
Device centerline from finished floor	39 ¹³ / ₁₆ " (1006mm)
Center case dimensions	8 ¹³ / ₁₆ " x 2 ¹³ / ₃₂ " x 1 ⁹ / ₁₆ " (208mm x 62mm x 40mm)
Mechanism case dimensions	2 ¹ / ₄ " x 2 ¹ / ₄ " (57mm x 57mm)
Projection	Pushbar neutral – 3 ³ / ₁₆ " (97 mm) Pushbar depressed – 3 ¹ / ₁₆ " (78 mm)
Latch bolt	Deadlocking anti-friction top & bottom bolt ⁵ / ₈ " (16mm) throw
Door undercut	¹ / ₄ " (7mm)
Top & bottom latch	3 ³ / ₄ " x 1 ¹ / ₂ " x 1" (89mm x 38mm x 25mm)
Vertical rods	Round 2 piece adjustable rods Top rod adjustable from 6'8" (2027mm) to 8'4" (2533mm) Bottom rod adjustable from 35 ⁵ / ₈ " (905mm) to 49 ⁵ / ₈ " (1260mm) Extension rod kits available for doors over 8'4" (2533mm)
Fasteners & sex bolts (SNB)	Includes 1 ³ / ₄ " (44mm) – 2 ¹ / ₄ " (57mm) wood & metal doors #425 SNB furnished standard for end case #325 SNB furnished standard for EO (exit only device)
Electric options	ALK Alarm kit CX Chexit delayed exit EL Electric latch retraction HD-EL Electric latch retraction with hex dogging QEL Quiet electric latch retraction RX Request to exit, WP-RX waterproof option LX Latchbolt monitoring LX-RX Request to exit / latchbolt monitoring RX-LC, LX-LC, LX-RX-LC Low current option for RX, LX, LX-RX SS Signal switch CON Allegion Connect
Miscellaneous options	GBK Glass bead kit PL Pullman latch PN Pneumatic HH Hurricane INS-2/INS-4 Insulclad kits 1/2" / 1/4" panels LBR Less bottom rod SG Safety glow SEC Security screws SNB Sex bolts
Dogging feature	Hex dogging standard CD Cylinder dogging LD Less dogging
Strikes	Top – 388 – Unfinished, bottom – 385A – Unfinished Optional strikes

QEL
Quiet electric latch retraction

- Bolt retraction via switch
- Converts exit door to push-pull operation

RX
Pushpad monitor switch

- Signals use of an opening
- SPDT switch to monitor pushpad

E (E360L)
Electric lever trim

- Electrified remote locking/unlocking
- Fail safe & fail secure options available
- No key override

ALK
Alarm exit kit

- Unauthorized opening triggers 85-decibel horn
- Set in armed or disarmed mode by key

EL
Electric latch retraction

- Enables remote unlatching
- Alternative to manual dogging

CON
Allegion Connectors

- Common connectors to connect various door hardware all the way to the power supply

DI
Dogging Indicator

- Monitor dogging status without a control panel
- Red indicator light shows visibility to dogging from over 75 feet

PN
Pneumatic latch retraction






- For areas where electrical devices banned
- Special linkage for mechanical or pneumatic dogging






CD
Cylinder dogging

- Replaces hex key dogging
- Requires standard 1¹/₄" mortise cylinder

3347A/3547A Concealed vertical rod device

Standard trim

	EO	DT	NL	NL-OP	TL
					
	Exit only no outside trim	Dummy trim pull when dogged	Night latch key retracts latchbolt	Night latch key retracts latchbolt optional pull required	Thumbturn key locks & unlocks
Product description	3347A-EO 3547A-EO	3347A-DT 3547A-DT	3347A-NL 3547A-NL	3347A-NL-OP 3547A-NL-OP	3347A-TL 3547A-TL
Trim description	—	386DT	386NL	388	374T x 386
Base size	—	7 ¹⁵ / ₃₂ " x 1 ⁵ / ₈ " (190x41mm)	7 ¹⁵ / ₃₂ " x 1 ⁵ / ₈ " (190x41mm)	7 ¹⁵ / ₃₂ " x 1 ¹¹ / ₁₆ " (190x43mm)	7 ¹ / ₂ " x 1 ¹¹ / ₁₆ " x 7 ⁷ / ₈ " (190x43mmx22mm)
Grip size	—	8 ¹ / ₂ " x 4 ⁵ / ₁₆ " (216x110mm)	8 ¹ / ₂ " x 4 ⁵ / ₁₆ " (216x110mm)	—	8 ¹ / ₂ " x 4 ⁵ / ₁₆ " (216x110mm)
Projection	—	2 ⁷ / ₁₆ " (62mm)	2 ⁷ / ₁₆ " (62mm)	1" (25mm)	1 ³ / ₁₆ " (46mm)
ANSI function	01	02	03	03	11-12 field selectable
Cylinder type	—	—	Rim	Rim	1 ¹ / ₄ " Mortise
Handing	—	—	Handed	—	—
Optional trim	—	x 360L-DT x 550DT x IVES 8190	—	x 550DT x IVES 8190 10"	x 392-6

	TL-BE	L	L-BE	T	T-BE
					
	Thumbturn-blank escutcheon always operable (no cylinder)	Lever key locks and unlocks	Lever blank escutcheon always operable (no cylinder)	Thumbturn key locks and unlocks	Thumbturn always operable (no cylinder) (behind C/Case)
Product description	3347A-TL-BE 3547A-TL-BE	3347A-L 3547A-L	3347A-L-BE 3547A-L-BE	3347A-T 3547A-T	33477A-T-BE 35477A-T-BE
Trim description	374T-BE x 386	360L	360L-BE	360T	360T-BE
Base size	7 ¹ / ₂ " x 1 ¹¹ / ₁₆ " x 7 ⁷ / ₈ " (190x43x22mm)	7 ¹ / ₂ " x 1 ¹¹ / ₁₆ " x 7 ⁷ / ₈ " (190x43x22mm)	7 ¹ / ₂ " x 1 ¹¹ / ₁₆ " x 7 ⁷ / ₈ " (190x43x22mm)	7 ¹ / ₂ " x 1 ¹¹ / ₁₆ " x 7 ⁷ / ₈ " (190x43x22mm)	7 ¹ / ₂ " x 1 ¹¹ / ₁₆ " x 7 ⁷ / ₈ " (190x43x22mm)
Grip size	8 ¹ / ₂ " x 4 ⁵ / ₁₆ " (216x110mm)	—	—	—	—
Projection	2 ⁷ / ₁₆ " (62mm)	3" (76mm)	3" (76mm)	1 ³ / ₁₆ " (46mm)	1 ³ / ₁₆ " (46mm)
ANSI function	—	08 or 09 field selectable	—	11 or 12 field selectable	—
Cylinder type	—	1 ¹ / ₄ " Mortise	—	1 ¹ / ₄ " Mortise	—
Handing	—	Handed/Reversible	Handed/Reversible	—	—
Optional trim	x 392-6	—	E360L-BE	—	E360T-BE

Note: 360L & 360T used on wood door require the 33A-WDA cover plate 374T used on wood door require #10-WDA cover plate

Notes