



- Mechanical Pushbutton Lock
- Single Access Code
- Fits Narrow Stile Aluminum Glass Doors
- Thumbturn

Features

Access Control:	Mechanical pushbutton lock eliminates problems and costs associated with issuing, controlling, and collecting keys and cards. Provides exterior access by combination.
No Battery:	Fully mechanical lock eliminates the material and labor expense of battery replacements
Locking Device Options:	Adams Rite 4510/4710/4910 mortise latch
Number of Codes:	Single access code—one easy-to-manage code for all users
Programming:	Lock is easily programmed via keypad without removing lock from the door
Handing:	Non-handed; required drive assembly is factory-handed, not field reversible
Key Override:	Accepts Maximum Security (MS) mortise cylinders; can be used to override the lock combination and gain access using a key. Allows facilities to initiate or maintain a master-keyed security system (keyed alike or keyed differently).
Operation Modes:	Single credential access <u>Passage</u> —allows access without using the lock entry code. Feature activated from the outside using cylinder override key. <u>Lockout</u> —disables the lock so that entry code cannot be used to gain access. Access is permitted using the key override only. This is activated from the outside using the cylinder override key.
Economical:	A cost effective access control solution

Mechanical Features

Construction:	All metal cast front housing, force-resistant, clutch-protected fixed thumbturn
Numeric Keypad:	Vandal resistant, solid metal pushbuttons
Handing:	Non-handed; required drive assembly is factory-handed—not field reversible
Finishes:	Satin Chrome 26D (626); 55 (695) Duranodic
Backset:	Model 3010: Right Hand; Right Hand Reverse— $3\frac{1}{32}$ " (25 mm) Model 3020: Left Hand; Left Hand Reverse— $3\frac{1}{32}$ " (25 mm) Model 3030: Right Hand; Right Hand Reverse— $1\frac{1}{8}$ " (29 mm) or $1\frac{1}{2}$ " (38 mm) Model 3040: Left Hand; Left Hand Reverse— $1\frac{1}{8}$ " (29 mm) or $1\frac{1}{2}$ " (38 mm)
Latch:	Purchased separately (Adams Rite)
Stile Width:	$1\frac{7}{8}$ " (48 mm) minimum, required for mounting
Door Thickness:	$1\frac{3}{4}$ " (44 mm) maximum
Weight:	4 lbs. (1.8 kg)
Strike:	Purchased separately (Adams Rite)
Items Supplied Include:	Installation instructions, full-scale template, combination change key, and screwdriver

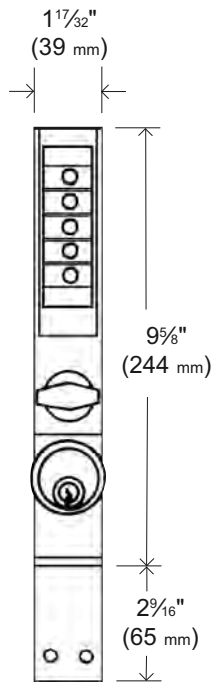
Certification and Testing

Durability: Weather resistant

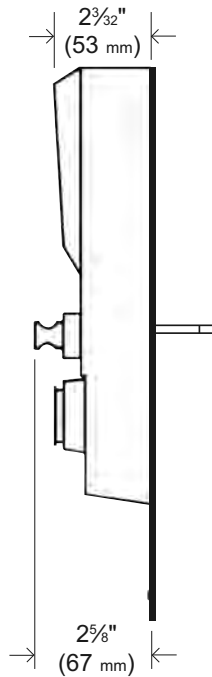
Warranty

Warranty: 1-year warranty

Narrow Stile Aluminum Door Lock

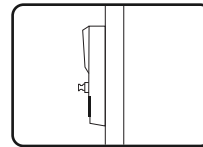


Exterior



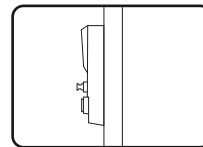
Exterior Side

Model 3001



- Combination Entry
- Key Override (not supplied)
- Passage
- Lockout

Model 3002



- Combination Entry
- Key Override (not supplied)
- Passage
- Lockout
- Cylinder Guard