
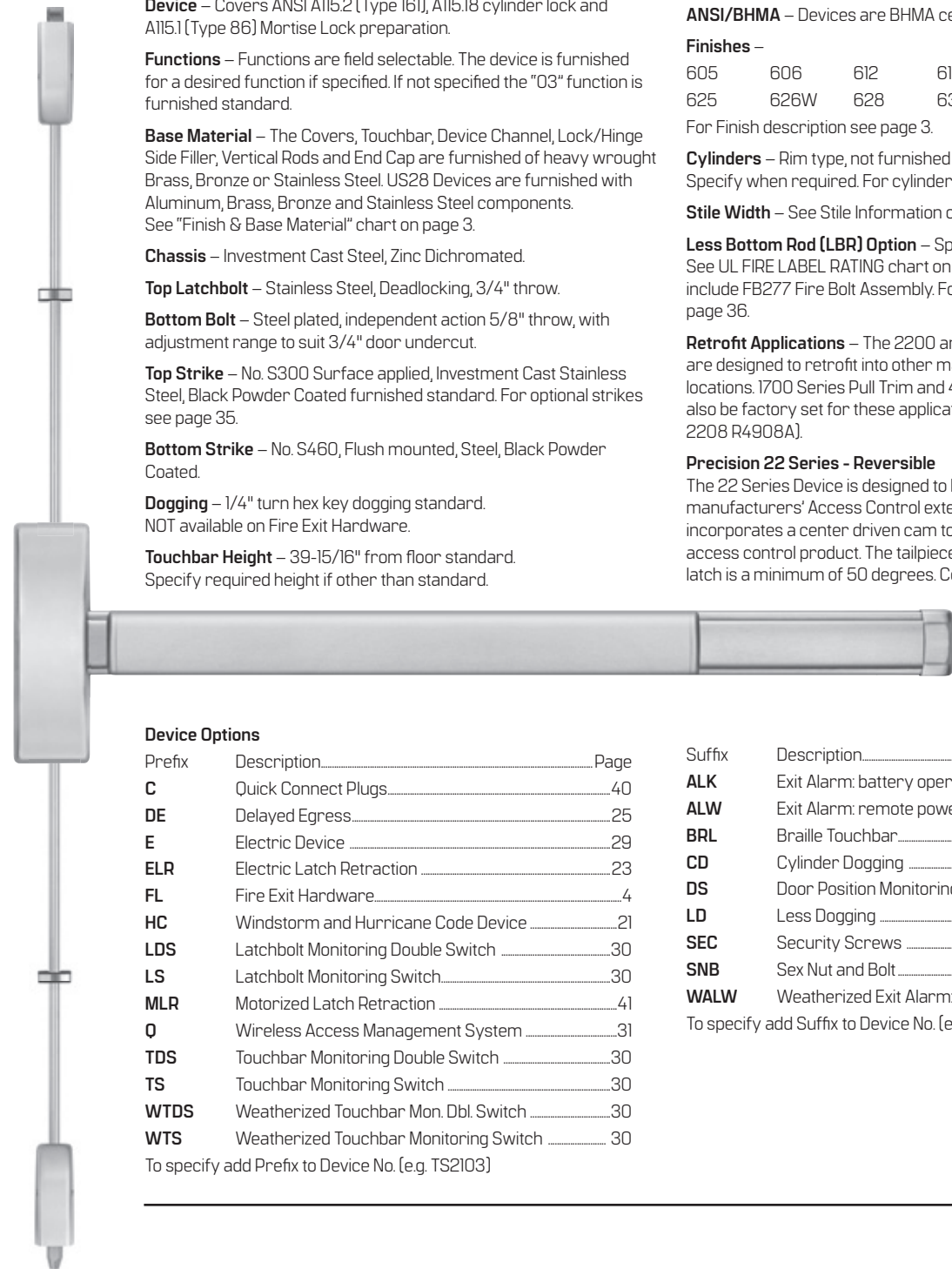


# Surface Vertical Rod Exit Devices

## Precision 2200 Series - Reversible Precision FL2200 Fire Exit Series - Reversible



S300



**Doors** – For all types of single and double door applications. Available for 1-3/4" to 2-1/4" thick, up to 4-0" wide by 10'- 0" high openings. For thicker doors, consult factory. Furnished standard for 1-3/4" thick, 3'-0" wide by 7'- 0" high openings.

**Device** – Covers ANSI A115.2 (Type 161), A115.18 cylinder lock and A115.1 (Type 86) Mortise Lock preparation.

**Functions** – Functions are field selectable. The device is furnished for a desired function if specified. If not specified the "03" function is furnished standard.

**Base Material** – The Covers, Touchbar, Device Channel, Lock/Hinge Side Filler, Vertical Rods and End Cap are furnished of heavy wrought Brass, Bronze or Stainless Steel. US28 Devices are furnished with Aluminum, Brass, Bronze and Stainless Steel components. See "Finish & Base Material" chart on page 3.

**Chassis** – Investment Cast Steel, Zinc Dichromated.

**Top Latchbolt** – Stainless Steel, Deadlocking, 3/4" throw.

**Bottom Bolt** – Steel plated, independent action 5/8" throw, with adjustment range to suit 3/4" door undercut.

**Top Strike** – No. S300 Surface applied, Investment Cast Stainless Steel, Black Powder Coated furnished standard. For optional strikes see page 35.

**Bottom Strike** – No. S460, Flush mounted, Steel, Black Powder Coated.

**Dogging** – 1/4" turn hex key dogging standard. NOT available on Fire Exit Hardware.

**Touchbar Height** – 39-15/16" from floor standard. Specify required height if other than standard.

**Reversible** – Reversible for all functions and trims. Standard packing RHRB.

**UL Listed** – Panic and Fire Exit Hardware. For FIRE EXIT HARDWARE Ratings see page 34. Conforms to UL10C and UBC 7-2.

**ANSI/BHMA** – Devices are BHMA certified ANSI 156.3, Grade 1.

**Finishes –**

605	606	612	613	622
625	626W	628	630	690

For Finish description see page 3.

**Cylinders** – Rim type, not furnished standard. Specify when required. For cylinder details see page 19.

**Stile Width** – See Stile Information on page 37.

**Less Bottom Rod (LBR) Option** – Specify suffix "LBR" [e.g. 2208LBR]. See UL FIRE LABEL RATING chart on page 34. Fire Rated Devices include FB277 Fire Bolt Assembly. For Fire Bolt Assembly image see page 36.

**Retrofit Applications** – The 2200 and FL2200 Series Devices are designed to retrofit into other manufacturers' mounting hole locations. 1700 Series Pull Trim and 4900 Series Lever Trim may also be factory set for these applications by specifying prefix "R" [e.g. 2208 R4908A].

**Precision 22 Series - Reversible**

The 22 Series Device is designed to be compatible with many manufacturers' Access Control exterior trim. The device incorporates a center driven cam to receive the tailpiece of the access control product. The tailpiece rotation required to retract the latch is a minimum of 50 degrees. Consult factory for details.

**Device Options**

Prefix	Description.....	Page
<b>C</b>	Quick Connect Plugs.....	40
<b>DE</b>	Delayed Egress.....	25
<b>E</b>	Electric Device.....	29
<b>ELR</b>	Electric Latch Retraction.....	23
<b>FL</b>	Fire Exit Hardware.....	4
<b>HC</b>	Windstorm and Hurricane Code Device.....	21
<b>LDS</b>	Latchbolt Monitoring Double Switch.....	30
<b>LS</b>	Latchbolt Monitoring Switch.....	30
<b>MLR</b>	Motorized Latch Retraction.....	41
<b>Q</b>	Wireless Access Management System.....	31
<b>TDS</b>	Touchbar Monitoring Double Switch.....	30
<b>TS</b>	Touchbar Monitoring Switch.....	30
<b>WTDS</b>	Weatherized Touchbar Mon. Dbl. Switch.....	30
<b>WTS</b>	Weatherized Touchbar Monitoring Switch.....	30

To specify add Prefix to Device No. [e.g. TS2103]

Suffix	Description.....	Page
<b>ALK</b>	Exit Alarm: battery operated.....	28
<b>ALW</b>	Exit Alarm: remote power.....	28
<b>BRL</b>	Braille Touchbar.....	36
<b>CD</b>	Cylinder Dogging.....	19
<b>DS</b>	Door Position Monitoring Switch.....	30
<b>LD</b>	Less Dogging.....	19
<b>SEC</b>	Security Screws.....	3
<b>SNB</b>	Sex Nut and Bolt.....	3
<b>WALW</b>	Weatherized Exit Alarm: remote power.....	28

To specify add Suffix to Device No. [e.g. 2103CD]



S460

# Trims

1. All Trims are furnished with wrought plates and extruded or cast solid grips.
2. Specify Grip Design (A,B,C) ["A" Grip furnished standard for 1700 Series Trim, "C" Grip furnished standard for 2000 Series Trim]
3. 630 Trim is furnished for 628 Devices.
4. 626 Trim is furnished for 626W Devices.

## Retrofit Applications

The R1700 Series Trim is designed to retrofit into other manufacturers' installations when used with the wide stile Precision Series Devices. Consult factory for details.



## V4908A Vandal Resistant Trim

A heavy duty lever trim designed to withstand abuse and vandalism. Composed of extra strength shock-absorbing "overload" springs and heavy duty investment cast stainless steel internal components. Lever returns to the "home" position eliminating the need to reset the lever.

## Retrofit Applications

The R4900 Series Trim is designed to retrofit into other manufacturers' installations when used with the wide stile Precision Series Devices. Consult factory for details.

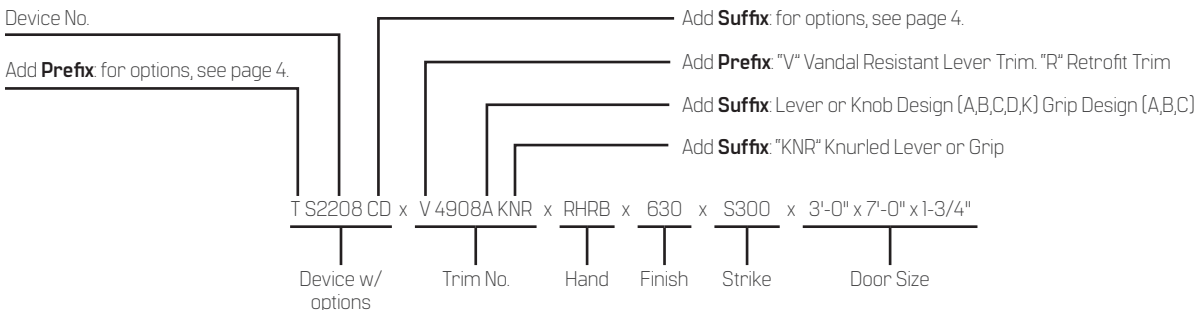


Consult factory for details.

- For Trim dimensions see page 39.
  - Trims are BHMA certified for ANSI 156.3, Grade 1.
  - Trims are through bolted and will cover 161 and 86 cutouts (except for 2000C Trim).
  - Cylinder, Rim Type, not furnished standard. For cylinder details see page 19.
1. All the escutcheons and levers are castings or forgings.
  2. Specify Lever or Knob Design (A,B,C,D,K) and Handing ("A" Lever x RHRB furnished standard)
  3. 626 Trim furnished for 626W, 628 and 630 Devices

ANSI Function	01 Exit Only (cover plate)	02 Dummy Trim	03 Key Retracts Latchbolt	05 Key Locks/Unlocks Thumbpiece	08 Key Locks/Unlocks Lever/Knob	14 No Cylinder Lever/ Knob Always Active	15 No Cylinder Thumbpiece Always Active
Device Nos.	2201 FL2201	2202	2203* FL2203*	2205 FL2205	2208 FL2208	2214 FL2214	2215 FL2215
Trim Nos.	1701, R1701, 2001, 4901, R4901	1702A, R1702A, 2002C, 4902A, R4902A	1703A, R1703A, 2003C, 4903A, R4903A	1705A, R1705A, 2005C	4908A, V4908A, R4908A, RV4908A	4914A, R4914A	1715A, R1715A, 2 015C

## Device with Trim:




**Device Only:** Device no, hand, finish, strike, and door size including thickness: (eg. TS2208CD x RHRB x 630 x S300 x 3'-0" x 7'-0" x 1-3/4")

**Trim Only:** Trim no, hand, finish, strike, and door size including thickness: (eg. V4908A x RHRB x 626 x 1-3/4")

\* 2103 & FL2103 x Cylinder Only Application includes Cylinder Attachment Kit "CA-03"

# Cylinder Functions



## Cylinder Dogging

Available for all Precision Series Devices except Fire Exit Hardware and Delayed Egress Devices.

Cylinder Dogging provides the ability to lock down the touch bar with a key cylinder so the door can be used in the push/pull mode. To order, specify suffix "CD" [e.g. 2103CD]. Requires the use of a 1-1/4" mortise cylinder, not furnished standard. Specify when required.

## Less Dogging

Available for all Precision Series Devices except Fire Exit

## Cylinder Dogging Kit

To convert from hex key dogging to cylinder dogging in the field, a cylinder dogging kit is available. The kit consists of a channel filler, blocking ring, cylinder locator and lock nut. Requires the use of a 1-1/4" mortise cylinder, not furnished standard. Specify when required.

**To Order:** specify CDK-3, NCDK-3 for up to 3-0 and CDK4, NCDK-4 for devices up to 4-0.

Note: The channel fillers are different lengths for narrow and wide stile devices. "NCDK" - Narrow Cylinder Dogging Kit.

## Cylinders

Cylinders are not furnished standard with the device or trim. BEST 7 pin standard. Specify Type and finish when ordering. [e.g. 1E74 x 630]

