



DOOR HARDWARE PRICE BOOK #17

Effective 3/31/2025

webmaster@hagerco.com
orders@hagerco.com

139 Victor Street
Saint Louis, MO 63104

800-325-9995 (main phone)
314-772-4400 (local phone)

www.hagerco.com

 **HAGER**[®]
COMPANIES
One Family. One Brand. One Vision.™

CONTACT INFORMATION

Corporate Office

139 Victor Street
St. Louis, Missouri 63104

800-325-9995 (Sales and Service)
800-255-3590 (Main Office)
314-772-4400 (Local Main Office)
www.hagerco.com

Orders can be sent to orders@hagerco.com
All other inquiries should be sent to customerconnect@hagerco.com

Montgomery Operations

150 Folmar Parkway
Montgomery, AL 36105
334-284-4700 (Main Phone)

Dubai Office

AB05, South 1
Jebel Ali Free Zone
P.O. Box 17967
Dubai – UAE
Tel: +971 4 8860 360
dxb.customerconnect@hagerco.com
Ameacs@hagerco.com

China Office

North Region, 3/F, No.5-2 Building, Zhuhai
Park, Zhuhai Macau Cross Border Industrial
Zone, Zhuhai Guangdong Province China



General Information

TERMS AND CONDITIONS

General

Prices indicated will be in effect from the date on the cover and are subject to change without notice. If, under any law now or hereafter passed, the seller is required to pay a tax on sales or an excise tax, the amount of these taxes will be added to the invoice value. We shall not be responsible for any loss or damage resulting from delay in filling orders caused by fire, flood, strikes, differences with workmen, government regulations, accidents, transportation delays, shortages of materials, or other causes beyond our control. Should raw material prices rise substantially, it may become necessary to add a surcharge by material type at the time of shipment. Orders are processed in order of receipt, but lead times will vary in relation to production specifications. Errors or omissions in published prices are subject to correction.

Payments

Credit is established at time of customer setup and evaluated periodically with standard terms of Net 30 pending credit worthiness. Accounts unpaid at expiration of 60 days from due date of invoice will be subject to a late payment charge of 1.5% per month of the total balance. Accounts with unpaid invoices beyond 60 days from due date of invoice will be subject to C.O.D. shipments. Accounts with unpaid invoices beyond 90 days from due date of invoice will be subject to 3rd party collection placement. All collection charges, attorney fees, and court costs will be added to the amount due. An NSF (insufficient fund) check fee in the amount of \$50.00 will be added to the account. Credit card payments will incur a 3.0% administrative processing charge. Credit card payments may not be accepted in all situations or locations.

Minimum Order Charges

Orders with a net value of less than \$250.00 will be invoiced a \$50.00 flat fee.

Minimum Annual Purchase Requirement

A minimum annual amount of \$25,000.00 is required to maintain open account status with Hager Companies.

Packaging

- A charge of \$175.00 net will be made when requested to itemize and special package in accordance with such schedules.
- A charge of \$100.00 net will be made when requested to make changes on itemized jobs after the orders have been processed.
- A charge of \$50.00 net for crating certain products will be added to invoices at time of shipment.

Shipments and Freight Charges

All shipments are F.O.B. Point of Origin. Freight prepaid on shipments having a value of \$5,000.00 net or more, route of our selection. Less than \$5,000.00 net shipped prepay and add. Shipments by Express, Air Freight, or United Parcel Service are F.O.B. Point of Origin, without any freight allowance. Any request for shipments not falling under these guidelines may be subject to a handling charge. Hager will not provide consignee or third party freight billing.

There will be a \$25.00 net charge for furnishing proof of delivery receipt. This charge will be canceled if delivery was not made. Proof of delivery may be obtained by visiting www.hagerco.com and establishing an account with "My Hager." Due to size limitations by certain carriers, some orders may require LTL shipment.

Please note that for next day air shipments, written consent with an authorized signature must be sent via fax or e-mail to Hager Companies before an order will be released for overnight delivery. Next day air requests must be received prior to 1:00 p.m. CDT.



Miscellaneous Charges

All miscellaneous charges such as lift gate, re-delivery, re-consignment, and dock waiting fees may be invoiced separately, after the initial invoice date. Hager will not be responsible for any additional charges billed by the freight carrier for extended delivery wait times, redelivery, or other similar charges.

- A charge of \$50.00 net will be applied if quote is not submitted at time of order requiring changes.
- A charge of \$50.00 net will be applied if incorrect account number is provided requiring changes.

Cancellations and Make-to-Order Items

Orders for non-stock goods, accepted by Hager, are non-cancelable except with prior written consent, and then subject to a service charge based on the manufacturing expenses incurred. Under no circumstances will non-stock, make-to-order or discontinued product be accepted for return unless it is due to a Hager error.

A. Rights of Return:

- 1. Restrictions:** Unless the Customer has a separate written agreement with Hager Companies, the return of product purchased from Hager is subject to the following restrictions:
 - a. Authorized Returns Only:** No credit will be issued for returned goods unless such return is authorized by our St. Louis office. All returns are subject to review and approval by Sales Management and will be handled on an account by account basis.
 - b. Return Goods Authorization Document:** Product will not be accepted unless it is accompanied by a Return Goods Authorization (RGA). No RGA will be issued for less than \$25.00.
 - c. 35% Restocking Fee:** All returns are subject to a minimum 35% handling and restocking fee at Hager Companies sole discretion.
 - d. Timeline for Product Returns:** The timeline for returns is as follows:
 - i. North American Shipments (U.S., Canada, Mexico, Puerto Rico)**
 1. Notification to Hager – within 6 months from date of shipment.
 2. Receipt of return by Hager – within 60 days of notification to Hager.
 - ii. International Shipments**
 1. Notification to Hager - within 6 months from date of shipment.
 2. Receipt of return by Hager - within 120 days from notification.
 - e. Condition:** Return goods, and packaging, must be in sellable condition or no credit will be issued, and goods will be destroyed.
 - f. Direct Returns Only:** Return goods authorization must be requested directly by the Hager Companies customer. Third party customers will not be allowed to return product and all unauthorized merchandise will be returned to the sender and the Hager customer will be invoiced for additional shipping charges incurred.
- 2. Return Shipping:** Freight terms will be specified on the RGA. The Customer is responsible for shipping charges and risk of loss and damage on all return shipments.
- 3. Replacement Order and Credit:** The Customer may return product and Hager Companies will assist in its replacement or grant credit against future purchases in an amount equal to the original purchase price and freight paid for the product less any applicable restocking fees.
- 4. Non-Returnable Merchandise:** Returns are also subject to the additional policies below. If the Customer fails to return Product within the applicable return policy period or if the Product does not meet the criteria under this Return Policy, the Product is considered accepted by the Customer and not returnable.

B. Freight Damaged Products: In the event that packages are damaged during transit to customer, please follow the guidelines in the Hager Freight Policy.

1. If damaged products (noted and/or concealed) are accepted from the Carrier, contact Hager Companies Customer service within 5 calendar days after receipt of shipment to arrange for carrier inspection and a pickup of the damaged products.
2. As per the Hager Companies' Freight Policy, all damages must be noted on the carrier delivery record prior to the driver leaving the Customer premises. Please save the Product and all original packaging. Timely notification of the damage is necessary to file a damage claim with the freight carrier and avoid delays in returns and replacements.



General Information

C. Order Quantity Discrepancies: All order discrepancies (shortages or overages) must be reported to the Hager Companies Customer Service Department within 5 calendar days of receipt of shipment.

1. Defective Product: Report defective product to the Hager Companies Customer Service for processing.
2. Non-Returnable Product (not all inclusive): The following Products cannot be returned to Hager Companies:
 - a. Discontinued Items
 - b. Special Order Items
 - c. Open items, and/or items needing re-packaging
 - d. Items in an unsuitable resale condition

D. Process:

All items being returned must have a Hager Companies Return Goods Authorization Number. If the return meets the Hager Companies return guidelines, you may obtain an RGA # by contacting:

Hager Companies Customer Service

Phone: 800-325-9995

E-Mail: rga_connect@hagerco.com

Warranty Returns

A credit in the amount of the original purchase order will be issued after the returned product is inspected and the defect is found to be valid.

Inspection and Delivery

Customer will inspect all product deliveries immediately upon receipt. Hager will assume acceptance of delivered product if not notified within 5 days of receipt of product.

Claims

All claims should be submitted to Hager as follows:

- All claims for pricing adjustments must be submitted within 30 days of invoice date
- All claims for order quantity discrepancies must be submitted within 5 days
- All claims for damaged material prior to acceptance by customer must be submitted within 5 days

Limited Warranty

Subject to the limitations of liability set forth below, Hager Companies (the "Company") warrants to purchasers that the products which the Company sells under the "Hager" trademark or trade name are free from defects in workmanship and materials under normal use and regular service and maintenance from date of delivery.

This is the sole and exclusive warranty given by the company with respect to the products and is in lieu of any and all other warranties, express or implied, arising by operation of law or otherwise. All implied warranties, including but not limited to the warranties of merchantability, non-infringement and fitness for a particular purpose, are hereby excluded.

This warranty does not cover defects or damage arising from improper installation, incorrect application, lack of or improper maintenance, improper storage, shipping and handling, excessive wear and tear, misuse, abuse, accident, unauthorized service, or use with unauthorized products or parts.

DISCOUNTS

Customer Number

Architectural Hinges

Residential Hinges

Roton Continuous Geared Hinges

Stainless Steel Continuous Hinges

Trim & Auxiliary

Thresholds & Weatherstripping

Sliding Door Hardware

Locks

Door Closers

Exit Devices

Electrified Products

Notes



TABLE OF CONTENTS

A
 Architectural Finish Symbols..... 3-4

B
 Back Plate 12

E
 ECCO 72-74
 Emergency Stop Release..... 14

F
 Fasteners.....9-10

D
 Detention Food Pass Through Hinge 31
 Detention Hinge (IHT) 22, 28, 31
 Detention Utility Hinge..... 31

H
 Hinge Additions/Modifications5-11
 Hinges - Electric 5-7
 Hinge Pins 8
 Hinge Tips..... 11

Hinges – Brass or Stainless Steel
 BALL BEARING FIVE KNUCKLE
 Anchor 33-34, 46
 Full Mortise..... 39-51, 68
 Half Mortise 32,
 Swing Clear 67
 Wide Throw 45-47, 50-51
 CONCEALED BEARING THREE KNUCKLE
 Anchor 74-75
 Full Mortise..... 24-28
 Full Surface.....26, 29
 Half Mortise26, 28
 Half Surface26, 29
 Wide Throw 25-28
 PLAIN BEARING FIVE KNUCKLE
 Full Mortise..... 39-40, 67
 PLAIN BEARING THREE KNUCKLE
 Full Mortise.....23, 29
 CONCEALED BEARING FIVE KNUCKLE
 Full Mortise..... 5
 CONCEALED BEARING TWO KNUCKLE
 Full Mortise..... 30

Hinges – Steel
 BALL BEARING FIVE KNUCKLE
 Anchor 33-34
 Full Mortise..... 35-38, 56-57, 60-62, 65-66
 Full Surface..... 70-71
 Half Mortise 32
 Half Surface 33
 Swing Clear 55-56
 Wide Throw 37-38, 63-66
 CONCEALED BEARING THREE KNUCKLE
 Anchor 72-73
 Full Mortise..... 17-23
 Full Surface.....20, 22
 Half Mortise20, 22
 Half Surface20, 23
 Swing Clear 71-74
 Wide Throw 19-22
 PLAIN BEARING FIVE KNUCKLE
 Full Mortise..... 56-59
 Half Mortise 32
 Half Surface 37
 Swing Clear 54-56
 Welding 69
 PLAIN BEARING THREE KNUCKLE
 Full Mortise..... 15-16
 CONCEALED BEARING TWO KNUCKLE
 Full Mortise..... 30
 PLAIN BEARING TWO KNUCKLE
 Full Mortise.....29, 31

Hinges – Spring
 Double Acting 67
 Full Mortise..... 51-54
 Full Mortise - Stainless Steel..... 32
 Half Surface 52
 Reverse Action..... 53-54
 Spring Hinge Sets..... 53

L
 Lead Times 2

M
 Molly Jack Nut..... 12
 Mortar Box..... 12



Commerical Hinges

P

Pivots.....	13-15
Pivots Rack & Pinion	14
Pivot Reinforcing	12

R

Reinforcement Plate	12
---------------------------	----

S

Set Screws (Set).....	12
Sleeve Bolt.....	13
Strike - Combination Rescue	13
Strike - Double Lip.....	12-13

T

Tip Kits.....	65-66
---------------	-------

CANCELLATION NOTIFICATION

Cancellation for made-to-order items must be communicated within 48 hours of order placement.



ARCHITECTURAL FINISH SYMBOLS

These additions apply to the BASE HINGE LIST PRICE as listed in the book. Not all products are available in all finishes. Contact Hager Companies Sales and Service (1-800-325-9995) for more specific information.

BHMA Symbol Base Material

*if not listed in pricing sections

US & HAGER	DESCRIPTION	PRICING INSTRUCTIONS	STEEL	BRASS & BRONZE	STAINLESS STEEL
2C	Plain Zinc Plate	20% above US10A or US10B price	603	N/A	N/A
H2H x BP	Mechanical Galvanized; Steel Only	25% above US10A price	N/A	N/A	N/A
3	Bright Brass	Use price of US10B	632	605	N/A
3A	Bright Brass - Unlacquered	Use price of US3	N/A	N/A	N/A
4	Satin Brass	Use price of US10	633	606	N/A
5	Satin Brass, Oxidized	Use price of 10A/10B	638	609	N/A
9	Bright Bronze	20% above US10A or US10B price	637	611	N/A
10	Satin Bronze	As listed	639	612	N/A
10A (US11)	Antique Bronze, Lacquered	As listed (steel only)	641/643	N/A	N/A
10B	Antique Bronze, Oiled	Use price of US10A	640	613	N/A
10D	Black Nickel, Oiled	Use price of US10B	640	613	N/A
14	Bright Nickel	20% above US10A or US10B	645	618	N/A
15	Satin Nickel	Use price of US10A or US10B	646	619	N/A
15A	Satin Nickel, Nickel Oxidized & Highlighted	20% above US10A or US10B	647	620	N/A
17A	Black Nickel, Dull	20% above US10A or US10B	648	621	N/A
26	Bright Chromium Plated	Use price of US10A or US10B	651	625	N/A
26D	Satin Chromium Plated	As listed	652	626	N/A
32	Stainless Steel Metal, Bright	Use price of US32D	N/A	N/A	629
32D	Stainless Steel Metal, Satin (304)	As listed	N/A	N/A	630
32D (316)	Stainless Steel Metal, Satin (316)	POA	N/A	N/A	630
32D (CLR)	Stainless Steel Metal, Satin (Clear Coat)	30% above US32D	N/A	N/A	630
83P	Semi Bright Black	20% above US10			
P	Prime Coat	Use price of US10	600	600	N/A
PS	Plain Steel	Use price of US4 or USP	N/A	N/A	N/A
L1	Flat Black	Use price of US10	693	693	N/A
L2 (90P)	Dark Bronze	Use price of US10	695	695	N/A
L3	Medium Bronze	Use price of US10	694	694	N/A
LS	Luma Sheen®	Use price of US10	689	689	N/A



Commercial Hinges

Whenever possible, Hager Companies employs the latest technologies in metal finishing to provide the best long-term performance for our customers. Some finishes may not comply completely with BHMA (Builders Hardware Manufacturing Association) Standard A156.18 specifications with regard to plating process. However, they match BHMA color standards and exceed all BHMA performance criteria with regard to such tests as salt spray corrosion resistance, ultraviolet light deterioration resistance, solvent resistance, perspiration resistance, and finish hardness. For the convenience of our customers, we refer to the most appropriate finish symbols to indicate similarity of appearance using BHMA standard nomenclature including the “US” and numerical designation. Dissimilar metals are plated to match or be compatible to the finishes indicated. Finish numbers indicated on each product are the most equivalent to the old “US” symbol numbers and carry the BHMA finish symbol in parenthesis adjacent to the finish: Example — US3 (605) - Bright Brass or US26D (626) - Satin Chrome.

Hager's finishes are durable, high quality finishes obtained by careful processing of steel, brass, and stainless steel materials. It is important to consider usage and climatic conditions when selecting finishes. This is especially true in areas subjected to strong corrosive chemical conditions, humid climate or salt air which may have a damaging effect on metal finishes in a very short period of time. The longevity and preservation of the finish appearance are determined by base metal and finish process.

Care and maintenance of clear protective coatings or other organic finishing applications may require different methods of cleaning and care. As an example, all hardware finishes should not be cleaned with solvents or abrasives; surfaces should periodically be cleaned with a mild, non-abrasive soap and dried lightly with a soft, clean cloth. The type of base material and finishing techniques must be considered when applying any cleaning or preservative method. Contact Hager's Sales and Service Department for further information on the care of hardware finishes.

Note: Hager only warrants US10B finish over brass or bronze base material. If steel base material is necessary, Hager recommends US10A lacquer finish.



HINGE ADDITIONS/MODIFICATIONS

These additions apply to the BASE HINGE LIST PRICE as listed in the book. They do not apply to the price of any hinges listed with additions in this book. If the hinge to be priced has additions, START WITH THE PRICE OF THE BASE HINGE, THEN ADD "FOR ADDITIONS WHERE NOT LISTED."

Antimicrobial powder coat protection - Symbol is 'MV5' (use as suffix). List price is \$31.31.

Bearings

Ball bearings (symbol 'BB') and anti-friction bearings (symbol 'AB') regularly furnished. Oilite bearings (symbol 'OB') and CB (concealed bearing) available at same price as ball bearings.

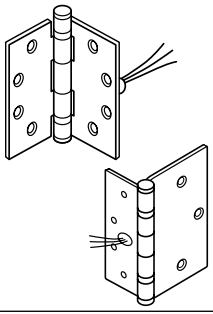
*To maximize hinge life and assist in achieving ADA compliance, Hager recommends the use of anti-friction or ball bearing hinges with door closer products.

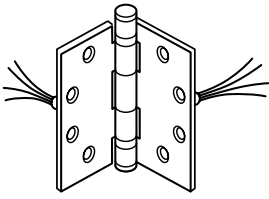


Commercial Hinges

Concealed Electric Hinge Modification

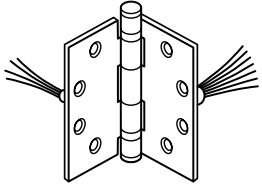
Swing clear, wide throw, raised barrel – add \$168. Available on Heavy weight only.

	CONCEALED ELECTRIC MONITOR		
	Description	Steel/Brass List	Stainless Steel List
	Miniature snap action switch is incorporated into the frame leaf. Available in 4" through 8". Full mortise ball bearing hinges. Concealed electric monitor, per hinge.	\$485.67	\$634.27
NRP not necessary as hinges are cross pinned and are not field removable. To order, use symbol 'EMN' as suffix.			

	CONCEALED ELECTRIC THROUGH-WIRE		
	Description	Steel/Brass List	Stainless Steel List
	Four, eight, 12 continuous electric conductors (28 gauge wire). Available in 4" through 8". Full mortise ball bearing, standard weight and heavy weight in steel and brass material. NRP not necessary as hinges are cross pinned and are not field removable. To order, use symbol 'ETW' as suffix		
	<u>Extra charges (each)</u>		
	ETW-4 (4 wire)	\$432.88	\$541.07
	ETW-8 (8 wire)	\$479.99	\$600.01
	ETW-12 (12 wire)	\$671.87	\$839.87
	ETW-2 (18 GA)**	\$571.38	\$712.61
	ETW-6-1828 (2-18 GA, 4-28 GA)*/**	\$633.84	\$791.46
	ETW-8-1828(2-18 GA, 6-28 GA)*/**	\$700.77	\$874.46
	ETW-2 (22 GA)**	\$545.96	\$676.99
	ETW-6-2228 (2-22 GA, 4-28 GA)*/**	\$602.16	\$752.37
	ETW-8-2228(2-22 GA, 6-28 GA)*/**	\$665.73	\$930.49

* Not available on three knuckle hinges. ** Not available on swing clear.



CONCEALED ELECTRIC THROUGH-WIRE & MONITOR			
Description		Steel/Brass List	Stainless Steel List
	This combines the 4, 8, or 10 continuous electrical conductors and the miniature snap action switch to provide continuous circuit and monitor capabilities. Available in 4" through 8". Full mortise ball bearing or anti-friction bearing, standard weight and heavy weight in steel and brass material. NRP not necessary as hinges are cross pinned and are not field removable. To order, use symbol 'ETM' as suffix.		
	<u>Extra charges (each)</u>		
	ETM-4 (4 wire)	\$918.49	\$1148.11
	ETM-8 (8 wire)	\$961.71	\$1,202.18
	ETM-10 (10 wire)	\$1,053.91	\$1,317.31
The hospital tip feature is available on concealed electric hinges.			

STANDARD WIRE LEAD - 8" per side: 18 or 28 gauge wire	
Additional wire leads - must be bought in 4, 8, and 12 feet lengths. Price includes both sides.	
Description	List
4-wire hinge; per foot	\$10.30
6-wire hinge; per foot	\$10.30
8-, 12-wire hinge; per foot	\$10.30

Quick Connect

Extra charge \$59.88 per hinge (available on ETW 4, 8, and 12 wire. Available with 22 gauge wire. **Not available with 18g wire.**)

QUICK CONNECT HARNESS CABLES - connectors installed on one end, pigtails on the other for easy install in the field		
Part Number	Description	List Price
1-479-0007	3" Wire Harness Assembly	\$77.08
1-479-0008	6" Wire Harness Assembly	\$80.36
1-479-0012	12" Wire Harness Assembly	\$99.29
1-479-0026	26" Wire Harness Assembly	\$118.16
1-479-0032	32" Wire Harness Assembly	\$119.63
1-479-0038	38" Wire Harness Assembly	\$123.04
1-479-0044	44" Wire Harness Assembly	\$127.66
1-479-0400	50" Wire Harness Assembly	\$130.00
1-479-1500	15' 12-Wire Harness Assembly	\$231.56

Five Knuckle Concealed Bearing Hinges (CB)

Available on standard weight, heavy weight full mortise 3-1/2", 4", 4-1/2", and 5". Price same as Ball Bearing (BB).



Commerical Hinges

Prices and Part Numbers for Hinge Pins (Boxes of 10 Each)

Contract Grade Pins Size 4-1/2"

STANDARD WEIGHT		
STEEL - FINISH	PART NUMBER	LIST (10/BOX)
US3	1-890-7550	\$87.52 per box
US4	1-890-7619	\$87.52 per box
US10	1-890-7695	\$87.52 per box
US10A/US10B	1-890-7733	\$87.52 per box
US26	1-890-7625	\$87.52 per box
US26D	1-890-7657	\$87.52 per box
USP	1-890-7771	\$87.52 per box
L1	1-890-7772	\$87.52 per box

HEAVY WEIGHT		
STEEL - FINISH	PART NUMBER	LIST (10/BOX)
US3	1-890-8269	\$106.98 per box
US10	1-890-8270	\$106.98 per box
US10A/US10B	1-890-8267	\$106.98 per box
US26D	1-890-8305	\$106.98 per box
USP	1-890-8268	\$106.98 per box

Non-Removable Pins (Medium Security)

Symbol	Description	List
NRP*	Set screw in barrel	\$6.69 ea.

*This modification is intended as a deterrent only. It is not to be considered suitable for high-security applications or abusive environments.

Non-Templated Hole Pattern

- 3.5" hinges plus 30%
- All other sizes priced on application

Individually Packaged Hinges \$1.56 ea.

Raised Barrel Hinges

- Specify handing and door thickness.
- Not available on 8" x 6" or 8" x 8" hinges.
- Prices apply to both standard and heavyweight hinges.
- Prices listed for 1-3/8" and 1-3/4" doors only.
- For 2" or greater doors add 30% to below adders.

Symbol	Description	List
RBB	Raised Barrel for Mortised Jamb Leaf, Beveled Edge Base pricing for 4-1/2" hinges is predicated upon a 4-1/2" x 8" size. All other sizes are priced on application at time of order	\$61.69 ea.
RBS	Raised Barrel for Mortised Jamb Leaf, Square Edge Base pricing for 4-1/2" hinges is predicated upon a 4-1/2" x 8" size. All other sizes are priced on application at time of order	\$61.69 ea.
ISM	Raised Barrel for Jamb Surface Mount, Leaves Equal	\$61.69 ea.



Clear Coat

Not available on all finishes.

<u>Symbol</u>	<u>List</u>
CLR	Add 30% to list price of hinge

Round Corners

Round corners (1/4" and 5/8" radius). Specify radius desired; standard radius 1/4".

<u>Symbol</u>	<u>List</u>
RC	\$11.04 ea.

Safety Stud

Security offered to prevent slipping leaves past one another when hinge is closed. Stud attached to one leaf projects into hole in matching leaf.

<u>Symbol</u>	<u>List</u>
SH*	\$26.29 ea.

This feature not necessary on anchor hinges

* This modification is intended as a deterrent only. It is not to be considered suitable for high-security applications or abusive environments.

Reverse Safety Stud - Heavy Weight Only

Reverse safety studs extend into reinforcing plate of door & frame to help prevent screw shearing.

<u>Symbol</u>	<u>List</u>
RSS	\$40.54 ea.

Note: Available on steel, stainless steel detention or institutional tip hinges only. Not available on solid brass hinges.

Special Applications

In the event you do not find the particular hinge which will meet your requirements, we recommend that you contact Hager Companies Sales and Service and provide us with your specification.

Special Screws

All butt hinges are regularly packed with flat Phillips head wood or machine screws or bolts. All other types are special.

Extra for tamper proof torx screws

<u>Description</u>	<u>List</u>
Steel	\$2.08 per screw \$16.59 hinge
Stainless steel	\$2.74 per screw \$21.55 hinge

Boxed Screws

Machine Torx (12-24 x1/2 - for 4", 4.5", 5" hinges)

<u>Description</u>	<u>List</u>
1-804-3212 (26D)	\$206.73 per box-torx (100/box)
1-803-3205 (32D)	\$241.20 per box-torx (100/box)

Wood Torx (1-1/4x12 - for 4", 4.5", 5" hinges)

<u>Description</u>	<u>List</u>
1-810-9920 (26D)	\$206.73 per box-torx (100/box)
1-813-9910 (32D)	\$241.20 per box-torx (100/box)



Commerical Hinges

Standard Screw Packs for Full Mortise Architectural Hinges

PART NUMBER	SIZE	FINISH	SCREWS
700, AB700, 1279, BB1279, EC1100, EC1105, 1250 (with or without NRP), ECBB1100	4-1/2" x 4-1/2" 4-1/2" x 4	US3, US4, US5, US10, US10A (US11), US10B, US15, US15A, US26, US26D, USP	AMS & AWS
Other than listed above	4-1/2"	Other than listed above	AMS & 1/2 WS
All	3-1/2"	All	AWS & 1/2 MS
All	4"	All	AWS & 1/2 MS
All	5"	All	AMS & 1/2 WS
All hinges with decorative tips	All	All	AWS

Note: Hinge additions listed on pages 5-9 will affect standard screw packaging.

Prices and Part Numbers for Bulk Packed Screws Contract grade hinges size 4", 4-1/2", and 5"

WOOD SCREWS 1-1/4" x 12 FPHW - STEEL			MACHINE SCREWS 12-24 x 1/2" FPHM - STEEL		
PART NUMBER	FINISH	LIST (100/BOX)	PART NUMBER	FINISH	LIST (100/BOX)
1-810-5824	US3	\$149.73 per box	1-800-7225	US3	\$74.74 per box
1-810-5952	US4	\$149.73 per box	1-800-7275	US4	\$74.74 per box
1-810-6208	US10	\$149.73 per box	1-800-7375	US10	\$74.74 per box
1-810-6336	US10A/US10B	\$149.73 per box	1-800-7425	US10A (US11)/US10B	\$74.74 per box
1-810-6848	US26	\$149.73 per box	1-800-7575	US26	\$74.74 per box
1-810-5696	US26D	\$149.73 per box	1-800-7175	US26D	\$74.74 per box
1-810-6976	USP	\$149.73 per box	1-800-7625	USP	\$74.74 per box
1-810-7232	L1	\$149.73 per box	1-800-7725	L1	\$74.74 per box

WOOD SCREWS 1-1/4" x 12 FPHW - BRASS			MACHINE SCREWS 12-24 x 1/2" FPHM - BRASS		
PART NUMBER	FINISH	LIST (100/BOX)	PART NUMBER	FINISH	LIST (100/BOX)
1-811-5824	US3	\$297.99 per box	1-801-7225	US3	\$148.93 per box
1-811-5952	US4	\$297.99 per box	1-801-7275	US4	\$148.93 per box
1-811-6208	US10	\$297.99 per box	1-801-7375	US10	\$148.93 per box
1-811-6336	US10A/US10B	\$297.99 per box	1-801-7425	US10A (US11)/US10B	\$148.93 per box
1-811-6848	US26	\$297.99 per box	1-801-7575	US26	\$148.93 per box
1-811-5696	US26D	\$297.99 per box	1-801-7175	US26D	\$148.93 per box
1-811-6976	USP	\$297.99 per box	1-801-7625	USP	\$148.93 per box
1-811-7232	L1	\$297.99 per box	1-801-7725	L1	\$148.93 per box

WOOD SCREWS 1-1/4" x 12 FPHW - STAINLESS STEEL			MACHINE SCREWS 12-24 x 1/2" FPHM - STAINLESS STEEL		
PART NUMBER	FINISH	LIST (100/BOX)	PART NUMBER	FINISH	LIST (100/BOX)
1-813-2500	US32	\$297.99 per box	1-803-2500	US32	\$148.93 per box
1-813-2499	US32D	\$297.99 per box	1-803-2499	US32D	\$148.93 per box

Stainless Steel Balls and Raceways

Furnished if desired on steel or brass ball bearing hinges.

<u>Description</u>	<u>List</u>
Standard weight two ball bearing hinge.....	\$32.25 ea.
Heavy weight four ball bearing hinge.....	\$38.94 ea.

Swaging, No Hole, No Hole/Flat Surface

Age 30% to list price of hinge.

Tips - Exposed

<u>Symbol</u>	<u>Description</u>	<u>List</u>
ET*	Button tip for three knuckle hinges only.....	N/C
*Exposed Tip	(ET standard on 5 knuckle)	





Tips - Hospital

<u>Symbol</u>	<u>Description</u>	<u>List</u>
HT*	Standard Weight and Heavy Weight Hinges	\$41.55
*Hospital Tip		

Tips - Decorator

Regular decorator tips are available on brass or steel hinges, three and five knuckle, for the type and size shown below. To order hinges with regular decorator tips, give the catalog number of the hinge, the size, the finish and the tip style.

Regular Decorator Tips:
 For example: BB1199 – 5" x 5" US3 Ball Tip
 BB1279 – 4-1/2" x 4-1/2" US10A Steeple Tip
 AB700 – 4-1/2" x 4-1/2" US3 Ball Tip

REGULAR DECORATOR TIPS (Supplied with all wood screws unless otherwise specified)			LIST
Acorn Tip		Standard Weight - 3-1/2", 4", 4-1/2", 5", and 6" Heavy Weight - 4-1/2", 5", 6", and 8"	\$64.76 \$64.76
Ball Tip		Standard Weight - 3", 3-1/2", 4", 4-1/2", 5", and 6" Heavy Weight - 4-1/2", 5", 6", and 8"	\$40.54 \$40.54
Steeple Tip		Standard Weight - 3", 3-1/2", 4", 4-1/2", 5", and 6" Heavy Weight - 4-1/2", 5", 6", and 8"	\$40.54 \$40.54
Urn Tip		Standard Weight - 3-1/2", 4", 4-1/2", 5", and 6" Heavy Weight - 4-1/2", 5", 6", and 8"	\$64.76 \$64.76


Note: Certain hinge additions/modifications may not be applicable. Please contact Hager Companies Customer Service before ordering.

Commercial Hinges





Description	Size	Finish	List	Box Qty.	Case Qty.
BB1279 Drop Leaf	4-1/2" x 4-1/2"	USP	116.05		
Steel		US3	199.45		
Full Mortise		US10	164.63		
Standard Weight		US10A	199.02		
Ball Bearing		US10B	199.02		
NRP Standard		US26	199.02		
Specify Handing		US26D	108.45		
BB1168 Drop Leaf	4-1/2" x 4-1/2"	USP	202.94		
Steel		US3	241.17		
Full Mortise		US10	202.94		
Heavy Weight		US10A	199.02		
Ball Bearing		US10B	241.17		
NRP Standard		US26	241.17		
Specify Handing		US26D	173.75		
BB1191 Drop Leaf	4-1/2" x 4-1/2"	US3	291.62		
Steel		US10	237.13		
Full Mortise		US10B	291.62		
Heavy Weight		US26	291.62		
Ball Bearing		US26D	234.13		
NRP Standard		US32	272.45		
Specify Handing		US32D	230.90		
BB1199 Drop Leaf	4-1/2" x 4-1/2"	US3	430.67		
Steel		US10	397.17		
Full Mortise		US10B	430.67		
Heavy Weight		US26	430.67		
Ball Bearing		US26D	349.17		
NRP Standard		US32	348.13		
Specify Handing		US32D	345.37		
BB1279 Short Leaf	4-1/2" x 4-3/8"	USP	116.05		
Steel		US3	199.45		
Full Mortise		US10	167.78		
Standard Weight		US10A	199.02		
Ball Bearing		US10B	199.02		
Right Hand standard		US26	199.02		
Reversible to Left Hand		US26D	108.45		


















Description	Size	Finish	List	Box Qty.	Case Qty.
BB1168 Short Leaf	4-1/2" x 4-3/8"	USP	202.94		
Steel		US3	241.17		
Full Mortise		US10	202.94		
Heavy Weight		US10A	241.17		
Ball Bearing		US10B	241.17		
Right Hand standard		US26	241.17		
Reversible to Left Hand		US26D	173.93		
BB1191 Short Leaf	4-1/2" x 4-3/8"	USP	202.94		
Brass or Stainless		US3	241.17		
Full Mortise		US10	202.94		
Standard Weight		US10A	241.17		
Ball Bearing		US10B	241.17		
Right Hand standard		US26	241.17		
Reversible to Left Hand		US26D	173.93		
BB1199 Short Leaf	4-1/2" x 4-3/8"	US3	430.67		
Brass or Stainless		US10	397.17		
Full Mortise		US10B	430.67		
Standard Weight		US26	430.67		
Ball Bearing		US26D	349.17		
Right Hand standard		US32	348.13		
Reversible to Left Hand		US32D	345.37		
* NRP available upon request					
BB1279 Unequal Leaf Centered	5" x 4-1/2"	USP	179.04		
Steel		US3	307.71		
Full Mortise		US10	254.01		
Standard Weight		US10A	307.05		
Ball Bearing		US10B	307.05		
NRP Standard		US26	307.05		
Specify Handing		US26D	167.33		
BB1168 Unequal Leaf Centered	5" x 4-1/2"	USP	276.80		
Steel		US3	328.93		
Full Mortise		US10	276.80		
Heavy Weight		US10A	328.93		
Ball Bearing		US10B	328.93		
NRP Standard		US26	328.93		
Specify Handing		US26D	236.99		










Commercial Hinges








Description	Size	Finish	List	Box Qty.	Case Qty.
BB1191 Unequal Leaf Centered	5" x 4-1/2"	US3	410.28		
Steel		US10B	410.28		
Full Mortise		US26D	295.59		
Heavy Weight		US32D	291.61		
Ball Bearing					
NRP Standard					
Specify Handing					
BB1199 Unequal Leaf Centered	5" x 4-1/2"	US3	539.34		
Steel		US10	497.40		
Full Mortise		US10B	539.34		
Heavy Weight		US26	539.34		
Ball Bearing		US26D	437.27		
NRP Standard		US32	435.97		
Specify Handing		US32D	432.52		
* Additional sizes, finishes, and hinges available. Contact Hager Customer Service for information.					
100	Set Screw Set	PS	496.30		10
					
252	Full Surface Reinforcing Pivot for 4" (102 mm) wide hinges, non-handed.	US2C	259.53		10
					
253	Full Surface Reinforcing Pivot for 4-1/2" (114 mm) wide hinges, non-handed.	US2C	259.53	1	10
					
263	Thru Bolts for reinforcing 1-3/4" (45 mm) doors.	US2C	354.33	1 pack	
	Pack of 100				
265	Molly Jack Nuts (8S JN) for Reinforcing Pivot Pack of 100	US2C	188.87	1 pack of 100	
					

	Description	Size	Finish	List	Box Qty.	Case Qty.
	417 Back Plate for Wood Doors Half Surface Hinges or Full Surface Hinges	4-5/8" (114 mm)	USP	42.68	10	100
			US10	42.68		
			US26D	42.68		
		5" (127 mm)	USP	45.30	10	100
			US10	45.30		
			US26D	45.30		
	430 Mortar Box		H2H	86.37	1	
	451 Double Lipped Strike Center Hung *Other sizes available	5-3/4" (146 mm)	US26D	273.04	1	
	452 Double Lipped Strike Center Hung *Other sizes available	6-3/4" (172 mm)	US26D	273.04	1	
	453 Double Lipped Strike 1/8" Inset *Other sizes available	5-3/4 (146 mm)	US26D	273.04	1	
	454 Double Lipped Strike 1/8" Inset *Other sizes available	6-3/4" (172 mm)	US26D	273.04	1	
	455 Center Hung Combination Rescue Door Stop and Two Way Strike Plates Specify Handing *Other sizes available	5-3/4 (146 mm)	LH US26D	780.33	1	
			RH US26D	780.33		
	456 Center Hung Combination Rescue Door Stop and Two Way Strike Plates Specify Handing *Other sizes available	6-3/4" (172 mm)	LH US26D	786.82	1	
			RH US26D	786.82		



Commercial Hinges

	Description	Size	Finish	List	Box Qty.	Case Qty.
	457 1/8" Inset Combination Rescue Door Stop and Two Way Strike Plates Specify Handing	5-3/4" (146 mm)	LH US26D	780.33	1	
	*Other sizes available		RH US26D	780.33		
	458 1/8" Inset Combination Rescue Door Stop and Two Way Strike Plates Specify Handing	6-3/4" (172 mm)	LH US26D	819.26	1	
	*Other sizes available		RH US26D	819.26		
	*Other Sizes Available:		4 3/4" thru 8 3/4"	add		
		greater than 8 3/4"	add	172.28		
	495 Forged Bronze - Full Mortise Ball Bearing Adjustable Top Pivot Hinge		US26D	339.95	1	
	496 Forged Bronze - Full Mortise Ball Bearing Adjustable Intermediate Pivot Hinge Specify Handing		LH US26D	458.04	1	
			RH US26D	458.04		
	497 Forged Bronze - Full Mortise Ball Bearing Adjustable Bottom Pivot Hinge Specify Handing		LH US26D	770.96	1	
			RH US26D	770.96		
	500 Brass - Full Mortise - Standard Weight Rack and Pinion Pivot		US26D	715.35	1 set	16
	510 Mortise Application - Hospital Set Wood Floor - Less Release		US26D	482.53	1	10
	511 Mortise Application - Hospital Set Masonry Floor - Less Release		US26D	575.39	1	10

	Description	Size	Finish	List	Box Qty.	Case Qty.
	512 Surface Application - Hospital Set Masonry Floor - Less Release		US26D	575.39	1	10
	550 Brass - Full Mortise - Heavy Weight Rack and Pinion Pivot		US26D	858.33	1	10
	551 Brass - Full Mortise - Extra Heavy Weight Rack and Pinion Pivot		US26D	942.44	1	10
	610 Emergency Stop Release		US26D	370.66	1	10
	611 Mortise Application - Hospital Set Masonry Floor		US26D	953.75	1	10
	612 Surface Application - Hospital Set Masonry Floor		US26D	953.75	1	10
	615 Steel - Heavy Weight Pivot Set for Frameless Openings		US26D	204.19	1	10



Commercial Hinges



Description	Size	Finish	List	Box Qty.	Case Qty.		
700 Steel - Full Mortise Standard Weight Plain Bearing Three Knuckle	3-1/2" x 3-1/2" (89 mm x 89 mm)	LS	16.46	2	100		
		USP	12.24				
		US3	24.49				
		US4	16.46				
		US10	16.46				
		US10A (US11)	24.49				
		US10B	24.49				
		US26	24.49				
		US26D	20.48				
		<hr/>					
		LS	19.40			3	48
		USP	15.06				
		US3	27.76				
		US4	19.40				
US10	19.40						
US10A (US11)	27.76						
US10B	27.76						
US26	27.76						
US26D	25.02						
<hr/>							
LS	18.53	3	48				
USP	15.86						
US3	31.71						
US4	18.53						
US10	18.53						
US10A (US11)	31.71						
US10B	31.71						
US26	31.71						
US26D	20.14						
<hr/>							
LS	12.65	3	48				
USP	10.92						
US3	20.79						
US4	10.92						
US10	12.65						
US10A (US11)	20.79						
US10B	20.79						
US26	20.79						
US26D	16.38						




Description	Size	Finish	List	Box Qty.	Case Qty.
700 Continued	5" x 4" (127 mm x 102 mm)	LS	63.77	3	24
		USP	52.46		
		US3	86.17		
		US4	63.77		
		US10	63.77		
		US10A (US11)	86.17		
		US10B	86.17		
		US26	86.17		
		US26D	59.07		
			5" x 4-1/2" (127 mm x 114 mm)		
USP	52.46				
US3	86.17				
US4	63.77				
US10	63.77				
US10A (US11)	86.17				
US10B	86.17				
US26	86.17				
US26D	59.07				
	5" x 5" (127 mm x 127 mm)			LS	50.14
		USP	41.21		
		US3	62.37		
		US4	41.21		
		US10	50.14		
		US10A (US11)	67.94		
		US10B	67.94		
		US26	67.94		
		US26D	46.46		



Commercial Hinges



Description	Size	Finish	List	Box Qty.	Case Qty.
AB700 Steel - Full Mortise Standard Weight Concealed Anti-Friction Bearing Three Knuckle	3-1/2" x 3-1/2" (89 mm x 89 mm)	LS	49.05	2	100
		USP	42.88		
		US3	59.28		
		US4	42.88		
		US10	49.05		
		US10A (US11)	59.28		
		US10B	59.28		
		US26	59.28		
		US26D	50.91		
		<hr/>			
	4" x 4" (102 mm x 102 mm)	LS	49.05	3	48
		USP	42.88		
		US3	59.28		
		US4	42.88		
		US10	49.05		
		US10A (US11)	59.28		
		US10B	59.28		
		US26	59.28		
		US26D	50.91		
		<hr/>			
	4-1/2" x 4" (114 mm x 102 mm)	LS	40.88	3	48
		USP	28.83		
		US3	49.38		
		US4	40.88		
		US10	40.88		
		US10A (US11)	49.38		
		US10B	49.38		
		US26	49.38		
		US26D	27.76		
		<hr/>			
	4-1/2" x 4-1/2" (114 mm x 114 mm)	LS	40.88	3	48
		USP	28.83		
		US3	49.38		
		US4	40.88		
		US10	40.88		
		US10A (US11)	49.38		
		US10B	49.38		
		US26	49.38		
		US26D	27.76		
		L1	42.88		



AB700
Continued

Description	Size	Finish	List	Box Qty.	Case Qty.
	5" x 4" (127 mm x 102 mm)	LS	79.82	3	24
		USP	79.82		
		US3	101.03		
		US4	79.82		
		US10	79.82		
		US10A (US11)	101.03		
		US10B	101.03		
		US26	101.03		
		US26D	78.08		
			5" x 4-1/2" (127 mm x 114 mm)		
USP	79.82				
US3	101.03				
US4	79.82				
US10	79.82				
US10A (US11)	101.03				
US10B	101.03				
US26	101.03				
US26D	78.08				
	5" x 5" (127 mm x 127 mm)			LS	79.82
		USP	79.82		
		US3	101.03		
		US4	79.82		
		US10	79.82		
		US10A (US11)	101.03		
		US10B	101.03		
		US26	101.03		
		US26D	78.08		



Commercial Hinges




Description	Size	Finish	List	Box Qty.	Case Qty.
WTAB700 Wide Throw Hinge Steel - Full Mortise Standard Weight Concealed Anti-Friction Bearing Three Knuckle	4-1/2" x 5" (114 mm x 127 mm)	LS	153.81	3	24
		USP	150.48		
		US3	172.28		
		US10	153.39		
		US10A (US11)	172.28		
		US10B	172.28		
		US26	172.28		
		US26D	161.25		
	4-1/2" x 6" (114 mm x 152 mm)	LS	153.81	3	24
		USP	150.48		
		US3	172.28		
		US10	153.81		
		US10A (US11)	172.28		
		US10B	172.28		
		US26	172.28		
		US26D	161.25		
	4-1/2" x 7" (114 mm x 178 mm)	LS	165.93	3	24
		USP	165.93		
		US3	189.21		
		US10	169.07		
		US10A (US11)	189.21		
		US10B	189.21		
		US26	189.21		
		US26D	177.23		
4-1/2" x 8" (114 mm x 203 mm)	LS	165.93	3	24	
	USP	165.93			
	US3	189.21			
	US10	169.07			
	US10A (US11)	189.21			
	US10B	189.21			
	US26	189.21			
	US26D	177.23			
5" x 6" (127 mm x 152 mm)	LS	220.38	3	24	
	USP	209.82			
	US3	262.27			
	US10	220.38			
	US10A (US11)	262.27			
	US10B	262.27			
	US26	262.27			
	US26D	241.33			


Description		Size	Finish	List	Box Qty.	Case Qty.		
WTAB700	Continued	5" x 7" (127 mm x 178 mm)	LS	220.38	3	24		
			USP	209.82				
			US3	262.27				
			US10	220.38				
			US10A (US11)	262.27				
			US10B	262.27				
			US26	262.27				
			US26D	241.33				
		<hr/>						
		5" x 8" (127 mm x 203 mm)	LS	220.38	3	24		
			USP	209.82				
			US3	262.27				
			US10	220.38				
			US10A (US11)	262.27				
US10B	262.27							
US26	262.27							
US26D	241.33							



Commercial Hinges



Description	Size	Finish	List	Box Qty.	Case Qty.
AB750 Steel - Full Mortise Heavy Weight Concealed Anti-Friction Bearing Three Knuckle	4-1/2" x 4" (114 mm x 102 mm)	LS	89.52	3	24
		USP	89.52		
		US3	106.25		
		US4	89.52		
		US10	89.52		
		US10A (US11)	106.25		
		US10B	106.25		
		US26	106.25		
		US26D	76.61		
		4-1/2" x 4-1/2" (114 mm x 114 mm)	4-1/2" x 4-1/2" (114 mm x 114 mm)		
USP	89.52				
US3	106.25				
US4	89.52				
US10	89.52				
US10A (US11)	106.25				
US10B	106.25				
US26	106.25				
US26D	76.61				
5" x 4" (127 mm x 102 mm)	5" x 4" (127 mm x 102 mm)			LS	115.14
		USP	115.14		
		US3	119.90		
		US4	115.14		
		US10	115.14		
		US10A (US11)	119.90		
		US10B	119.90		
		US26	119.90		
		US26D	98.69		
		5" x 4-1/2" (127 mm x 114 mm)	5" x 4-1/2" (127 mm x 114 mm)	LS	115.14
USP	115.14				
US3	119.90				
US4	115.14				
US10	115.14				
US10A (US11)	119.90				
US10B	119.90				
US26	119.90				
US26D	98.69				



AB750
Continued

Description	Size	Finish	List	Box Qty.	Case Qty.
Continued	5" x 5" (127 mm x 127 mm)	LS	115.14	3	24
		USP	115.14		
		US3	119.90		
		US4	115.14		
		US10	115.14		
		US10A (US11)	119.90		
		US10B	119.90		
		US26	119.90		
		US26D	98.69		



Commercial Hinges



Description	Size	Finish	List	Box Qty.	Case Qty.
WTAB750		LS	222.33	3	24
Wide Throw		USP	241.06		
Steel		US3	270.97		
Full Mortise		US10	222.33		
Heavy Weight	4-1/2" x 5"	US10A (US11)	270.97		
Concealed Anti-Friction Bearing	(114 x 127 mm)	US10B	270.97		
Three Knuckle		US26	270.97		
		US26D	223.73		
		LS	223.40	3	24
		USP	242.13		
		US3	272.37		
	4-1/2" x 6"	US10	223.40		
	(114 mm x 152 mm)	US10A (US11)	272.37		
		US10B	272.37		
		US26	272.37		
		US26D	233.77		
		LS	300.48	3	24
		USP	325.96		
		US3	366.78		
	4-1/2" x 7"	US10	300.48		
	(114 mm x 178 mm)	US10A (US11)	366.78		
		US10B	366.78		
		US26	366.78		
		US26D	314.66		
		LS	307.77	3	24
		USP	333.52		
		US3	375.21		
	4-1/2" x 8"	US10	307.77		
	(114 mm x 203 mm)	US10A (US11)	375.21		
		US10B	375.21		
		US26	375.21		
		US26D	322.09		
IHTAB750		LS	158.91	3	24
MADE IN USA	4-1/2" x 4-1/2"	USP	187.60		
Steel - Full Mortise	(114 mm x 114 mm)	US26D	166.39		
Concealed Anti-Friction Bearing		LS	173.82	3	24
Heavy Weight		USP	199.38		
Institutional or Prison;	5" x 4-1/2"	US26D	182.39		
Welded Hospital Tip	(127 x 114 mm)				
Three Knuckle					

TORX Screws - add \$12 to list







Description	Size	Finish	List	Box Qty.	Case Qty.
800 Brass or Stainless Full Mortise Standard Weight Plain Bearing Three Knuckle	3-1/2" x 3-1/2" (89 mm x 89 mm)	US3	119.23	2	100
		US10	93.40		
		US10B	119.23		
		US26	119.23		
		US26D	106.79		
		US32D	112.67		
	4" x 4" (102 mm x 102 mm)	US3	115.22	3	48
		US10	89.25		
		US10B	114.94		
		US26	114.94		
		US26D	105.98		
		US32D	122.17		
	4-1/2" x 4" (114 mm x 102 mm)	US3	103.10	3	48
		US10	88.05		
		US10B	103.10		
US26		103.10			
US26D		93.14			
US32D		105.38			
4-1/2" x 4-1/2" (114 mm x 114 mm)	US3	103.10	3	48	
	US10	88.05			
	US10B	103.10			
	US26	103.10			
	US26D	93.14			
	US32D	105.38			
5" x 4" (127 mm x 102 mm)	US3	162.72	3	24	
	US10	129.93			
	US10B	162.72			
	US26	162.72			
	US26D	144.59			
	US32D	164.65			
5" x 4-1/2" (127 x 114 mm)	US3	162.72	3	24	
	US10	129.93			
	US10B	162.72			
	US26	162.72			
	US26D	144.59			
	US32D	164.65			



Commercial Hinges




Description	Size	Finish	List	Box Qty.	Case Qty.
800 Continued	5" x 5" (127 mm x 127 mm)	US3	162.72	3	24
		US10	129.93		
		US10B	162.72		
		US26	162.72		
		US26D	144.59		
		US32D	164.65		
AB800 Standard Weight Friction Bearing	Brass or Full Mortise Concealed Anti- Three Knuckle 4-1/2" x 4" (114 mm x 102 mm)	US3	118.16	3	48
		US10	98.22		
		US10B	118.16		
		US26	118.16		
		US26D	100.36		
		US32D	101.90		
	4-1/2" x 4-1/2" (114 mm x 114 mm)	US3	118.16	3	24
		US10	98.22		
		US10B	118.16		
		US26	118.16		
		US26D	100.36		
		US32D	101.90		
	5" x 4" (127 mm x 102 mm)	US3	194.43	3	24
		US10	151.41		
		US10B	194.43		
		US26	194.43		
		US26D	154.96		
		US32D	159.37		
5" s 4-1/2" (127 mm x 114 mm)	US3	194.43	3	24	
	US10	151.41			
	US10B	194.43			
	US26	194.43			
	US26D	154.96			
	US32D	159.37			
5" x 5" (127 mm x 127)	US3	194.43	3	24	
	US10	151.41			
	US10B	194.43			
	US26	194.43			
	US26D	154.96			
	US32D	159.37			




Description	Size	Finish	List	Box Qty.	Case Qty.
WTAB800 Wide Throw Brass or Stainless Full Mortise Standard Weight Concealed Anti-Friction Bearing Three Knuckle	4-1/2" x 5" (114 mm x 127 mm)	LS	225.48	3	24
		US3	315.13		
		US10	225.48		
		US10B	297.73		
		US26	297.73		
		US26D	255.72		
		US32	315.13		
	US32D	315.13			
	4-1/2" x 6" (114 mm x 152 mm)	LS	247.01	3	24
		US3	321.75		
		US10	247.01		
		US10B	321.75		
		US26	321.75		
		US26D	255.11		
		US32	338.68		
	US32D	338.68			
	4-1/2" x 7" (114 mm x 178 mm)	LS	259.47	3	24
		US3	338.01		
		US10	259.47		
		US10B	338.01		
		US26	338.01		
US26D		306.10			
US32		355.68			
US32D	355.68				
4-1/2" x 8" (114 mm x 203 mm)	LS	262.67	3	24	
	US3	338.34			
	US10	262.67			
	US10B	338.34			
	US26	338.24			
	US26D	295.26			
	US32	355.34			
US32D	355.34				
5" x 6" (127 mm x 152 mm)	LS	479.05	3	24	
	US3	627.38			
	US10	479.05			
	US10B	627.38			
	US26	627.38			
	US26D	554.38			
	US32	665.85			
US32D	665.85				



Commercial Hinges




Description	Size	Finish	List	Box Qty.	Case Qty.
WTAB800 Continued	5" x 7" (127 mm x 178 mm)	LS	502.93	3	24
		US3	658.89		
		US10	502.93		
		US10B	658.89		
		US26	658.89		
		US26D	571.38		
		US32	698.17		
		US32D	698.17		
	5" x 8" (127 mm x 203 mm)	LS	555.41	3	24
		US3	685.79		
		US10	555.39		
		US10B	685.79		
		US26	685.79		
		US26D	599.14		
US32	715.89				
US32D	715.89				



Description	Size	Finish	List	Box Qty.	Case Qty.
AB850 Brass and Stainless Full Mortise Heavy Weight Concealed Anti-Friction Bearing Three knuckle	4-1/2" x 4" (114 mm x 102 mm)	US3	182.39	3	24
		US10	168.27		
		US10B	182.39		
		US26	182.39		
		US26D	144.45		
		US32D	147.40		
	4-1/2" x 4-1/2" (114 mm x 114 mm)	US3	182.39	3	24
		US10	168.27		
		US10B	182.39		
		US26	182.39		
		US26D	144.45		
		US32D	147.40		
	5" x 4" (127 mm x 102 mm)	US3	232.76	3	24
		US10	195.97		
		US10B	232.76		
		US26	232.76		
		US26D	196.04		
		US32D	199.51		
	5" x 4-1/2" (127 mm x 114 mm)	US3	232.76	3	24
		US10	195.97		
US10B		232.76			
US26		232.76			
US26D		196.04			
US32D		199.51			
5" x 5" (127 mm x 127 mm)	US3	232.76			
	US10	195.97			
	US10B	232.76			
	US26	232.76			
	US26D	196.04			
	US32D	199.51			




Commercial Hinges



AB850
Continued

Description	Size	Finish	List	Box Qty.	Case Qty.
	6" x 4-1/2" (152 mm x 114 mm)	US3	541.67	3	24
		US10	351.93		
		US10B	541.67		
		US26	541.67		
		US26D	381.97		
		US32D	516.65		
	6" x 5" (152 mm x 127 mm)	US3	541.67	3	24
		US10	351.93		
		US10B	541.67		
		US26	541.67		
		US26D	381.97		
		US32D	516.65		
6" x 6" (152 mm x 152 mm)	US26D	381.97	3	24	
	US32D	516.65			




Description	Size	Finish	List	Box Qty.	Case Qty.
WTAB850 Wide Throw Brass or Stainless Steel Full Mortise Heavy Weight Concealed Anti-Friction Bearing Three Knuckle	4-1/2" x 5" (114 mm x 127 mm)	LS	337.61	3	24
		US3	427.80		
		US10	337.61		
		US10B	427.80		
		US26	427.80		
		US26D	370.92		
		US32	458.78		
		US32D	458.78		
	4-1/2" x 6" (114 mm x 152 mm)	LS	349.31	3	24
		US3	440.31		
		US10	349.31		
		US10B	440.31		
		US26	440.31		
		US26D	395.82		
		US32	471.16		
		US32D	471.16		
	4-1/2" x 7" (114 mm x 178 mm)	LS	386.91	3	24
		US3	464.99		
		US10	386.91		
		US10B	464.99		
		US26	464.99		
		US26D	446.46		
		US32	502.19		
		US32D	502.19		
4-1/2" x 8" (114 mm x 203 mm)	LS	427.86	3	24	
	US3	502.19			
	US10	427.86			
	US10B	502.19			
	US26	502.19			
	US26D	464.99			
	US32	543.14			
	US32D	543.14			



Commercial Hinges



Description	Size	Finish	List	Box Qty.	Case Qty.
IHTAB850 MADE IN USA Stainless - Full Mortise Heavy Weight Concealed Anti-Friction Bearing Institutional or Prison Welded Hospital Tip Three Knuckle	4-1/2" x 4-1/2" (114 x 114 mm)	US32D	267.69	3	24
	5" x 4-1/2" (127 mm x 114 mm)	US32D	338.01	3	24
TORX Screws - add \$17.33 to list					
920 Steel Full Mortise Standard Weight Plain Bearing Two Knuckle Specify Handing		LH USP	17.93	3	48
		RH USP	17.93		
		LH US10	22.42		
		RH US10	22.42		
	4-1/2" x 4" (114 mm x 102 mm)	LH US10A (US11)	43.42		
		RH US10A (US11)	43.42		
		LHUS10B	43.42		
		RH US10B	43.42		
		LH US26D	31.11		
		RH US26D	31.11		
		LH USP	17.93	3	48
		RH USP	17.93		
		LH US10	22.42		
		RH US10	22.42		
	4-1/2" x 4-1/2" (114 mm x 114 mm)	LH US10A (US11)	43.42		
		RH US10A (US11)	43.42		
		LHUS10B	43.42		
		RH US10B	43.42		
		LH US26D	31.71		
		RH US26D	31.71		






Description	Size	Finish	List	Box Qty.	Case Qty.				
AB920 Steel Full Mortise Standard Weight Concealed Anti-Friction Bearing Two Knuckle Specify Handing Available with ETW	4-1/2" x 4" (114 mm x 102 mm)	LH USP	44.76	3	48				
		RH USP	44.76						
		LH US10	38.87						
		RH US10	38.87						
		LH US10A (US11)	60.82						
		RH US10A (US11)	60.82						
		LHUS10B	60.82						
		RH US10B	60.82						
	4-1/2" x 4-1/2" (114 mm x 114 mm)	LH US26D	50.85						
		RH US26D	50.85						
		<hr/>				LH USP	44.76	3	48
						RH USP	44.76		
						LH US10	38.87		
						RH US10	38.87		









Commercial Hinges



Description	Size	Finish	List	Box Qty.	Case Qty.				
AB923 Brass or Stainless Full Mortise Standard Weight Concealed Anti-Friction Bearing Two Knuckle Specify Handing Available with ETW	4-1/2" x 4" (114 mm x 102 mm)	LH US3	127.05	3	48				
		RH US3	127.05						
		LH US4	99.56						
		RH US4	99.56						
		LH US10	99.56						
		RH US10	99.56						
		LH US10B	127.05						
		RH US10B	127.05						
		LH US26	127.05						
		RH US26	127.05						
		LH US26D	112.94						
		RH US26D	112.94						
		LH US32	148.00						
		RH US32	148.00						
		LH US32D	148.00						
		RH US32D	148.00						
		<hr/>							
			4-1/2" x 4-1/2" (114 mm x 114 mm)			LH US3	127.05	3	48
RH US3	127.05								
LH US4	99.56								
RH US4	99.56								
LH US10	99.56								
RH US10	99.56								
LH US10B	127.05								
RH US10B	127.05								
LH US26	127.05								
RH US26	127.05								
LH US26D	112.94								
RH US26D	112.94								
LH US32	148.00								
RH US32	148.00								
LH US32D	148.00								
RH US32D	148.00								



IHTB953 Stainless Steel Full Mortise Heavy Weight Concealed Bearing Institutional or Prison Welded Hospital Tip Standard with RSS and Torx Screws	4-1/2" x 4-1/2" (114 mm x 114 mm)	US32D	177.10	3	24
---	--------------------------------------	-------	--------	---	----


Description	Size	Finish	List	Box Qty.	Case Qty.
 990 Steel Utility Hinge Full Surface Welded Tip	Detention 3" x 4" (76 mm x 102 mm)	USP	236.31	2	10
 992 Steel Food Pass Through Hinge Full Surface With Stop Welded Tip Set of 2 hinges with 2 stops	Detention 3" x 4" (76 mm x 102 mm)	USP	505.88	1	12
 BB1109 Brass or Stainless Half Mortise Standard Weight Ball Bearing	4-1/2" (114 mm)	US10	201.05	3	48
		US10B	247.62		
		US26D	215.30		
		US32D	286.56		
	5" (127 mm)	US10	258.86	3	24
		US10B	290.78		
		US26D	252.90		
		US32D	343.02		
		USP	37.54	3	48
		US10	43.29		
 1129 Steel Half Mortise Standard Weight Plain Bearing	4-1/2" (114 mm)	US10A (US11)	64.29		
		US10B	64.29		
		US26D	49.11		
		USP	96.88	3	48
		US10B	144.25		
 BB1129 Steel Half Mortise Standard Weight Ball Bearing	4-1/2" (114 mm)	US26D	113.95		
		USP	130.54	3	24
	5" (127 mm)	US10B	187.40		
		US26D	163.32		
		US32	206.87	3	48
		US32D	177.84		
 1150 Stainless Steel Full Mortise Standard Weight Spring Hinge	4-1/2" x 4" (114 mm x 102 mm)	US32	206.87	3	48
		US32D	177.84		
	4-1/2" x 4-1/2" (114 mm x 114 mm)	US32	206.87	3	48
US32D		171.54			



Commercial Hinges



Description	Size	Finish	List	Box Qty.	Case Qty.
BB1168 Steel Full Mortise Heavy Weight Ball Bearing	4-1/2" x 4" (114 mm x 102 mm)	LS	77.82	3	24
		USP	77.82		
		US3	92.40		
		US10	77.82		
		US10A (US11)	92.40		
		US10B	92.40		
		US15	92.40		
		US26	92.40		
		US26D	66.57		
		<hr/>			
	4-1/2" x 4-1/2" (114 mm x 114 mm)	LS	77.82	3	24
		USP	77.82		
		US3	92.40		
		US10	77.82		
		US10A (US11)	92.40		
		US10B	92.40		
		US15	92.40		
		US26	92.40		
		US26D	66.57		
		L1	77.82		
<hr/>					
	5" x 4" (127 mm x 102 mm)	LS	100.10	3	24
		USP	98.62		
		US3	104.24		
		US10	100.10		
		US10A (US11)	104.24		
		US10B	104.24		
		US15	104.24		
		US26	104.24		
		US26D	85.84		
		<hr/>			
	5" x 4-1/2" (127 mm x 114 mm)	LS	100.10	3	24
		USP	98.62		
		US3	104.24		
		US10	100.10		
		US10A (US11)	104.24		
		US10B	104.24		
		US15	104.24		
		US26	104.24		
		US26D	85.84		




BB1168
Continued

Description	Size	Finish	List	Box Qty.	Case Qty.
	5" x 5" (127 mm x 127 mm)	LS	100.10	3	24
		USP	98.62		
		US3	104.24		
		US10	100.10		
		US10A (US11)	104.24		
		US10B	104.24		
		US15	104.24		
		US26	104.24		
		US26D	85.84		
	6" x 4-1/2" (152 mm x 114 mm)	LS	277.05	3	12
		USP	268.10		
		US3	341.62		
		US10	277.05		
		US10A (US11)	341.62		
		US10B	341.62		
		US15	341.62		
		US26	341.62		
		US26D	257.72		
	6" x 5" (152 mm x 127 mm)	USP	268.10	3	12
		US10	277.05		
		US10A (US11)	341.62		
		US10B	341.62		
		US15	341.62		
		US26D	257.72		
	6" x 6" (152 mm x 152 mm)	USP	268.10	3	12
		US10	277.05		
		US10A (US11)	341.62		
		US10B	341.62		
		US15	341.62		
		US26D	257.72		
	8" x 6" (203 mm x 152 mm)	USP	619.08	3	12
		US10	639.89		
		US10A (US11)	789.02		
		US10B	789.02		
		US15	789.02		
		US26D	670.33		
	8" x 8" (203 mm x 203 mm)	USP	619.08	3	12
		US10	639.89		
		US10A (US11)	789.02		
		US10B	789.02		
		US15	789.02		
		US26D	670.33		




Commercial Hinges



WTBB1168
Wide Throw
Steel
Full Mortise
Heavy Weight
Ball Bearing

Description	Size	Finish	List	Box Qty.	Case Qty.
WTBB1168 Wide Throw Steel Full Mortise Heavy Weight Ball Bearing	4-1/2" x 5" (114 mm x 127 mm)	LS	181.25	3	24
		USP	196.51		
		US3	221.06		
		US10	181.25		
		US10A (US11)	221.06		
		US10B	221.06		
		US26	221.06		
	US26D	187.01			
	4-1/2" x 6" (114 mm x 152 mm)	LS	182.12	3	24
		USP	197.51		
		US3	222.19		
		US10	182.12		
		US10A (US11)	222.19		
		US10B	222.19		
US26		222.19			
US26D	190.62				
4-1/2" x 7" (114 mm x 178 mm)	LS	240.46	3	24	
	USP	260.86			
	US3	293.32			
	US10	240.46			
	US10A (US11)	293.32			
	US10B	293.32			
	US26	293.32			
US26D	251.77				
4-1/2" x 8" (114 mm x 203 mm)	LS	250.96	3	24	
	USP	272.17			
	US3	306.16			
	US10	250.96			
	US10A (US11)	306.16			
	US10B	306.16			
	US26	306.16			
US26D	262.74				
5" x 6" (127 mm x 152 mm)	LS	244.94	3	24	
	USP	265.35			
	US3	297.13			
	US10	244.94			
	US10A (US11)	297.13			
	US10B	297.13			
	US26	297.13			
US26D	253.91				



WTBB1168

Continued

Description	Size	Finish	List	Box Qty.	Case Qty.
	5" x 7" (127 mm x 203 mm)	LS	248.56	3	24
		USP	269.37		
		US3	301.28		
		US10	248.56		
		US10A (US11)	301.28		
		US10B	301.28		
		US26	301.28		
		US26D	257.66		
	5" x 8" (127 mm x 203 mm)	LS	259.19	3	24
		USP	280.94		
		US3	314.46		
		US10	259.19		
		US10A (US11)	314.45		
		US10B	314.45		
		US26	314.45		
		US26D	268.63		



1173

Steel
Half Surface
Standard Weight
Plain Bearing


	3-1/2" (89 mm)	USP	53.66	3	48
		US10	59.82		
		US10A (US11)	71.33		
		US10B	71.33		
	4" (102 mm)	US26D	62.76	3	48
		USP	82.09		
		US10	86.37		
		US10A (US11)	101.90		
	4-1/2" (114 mm)	US10B	101.90	3	48
		US26D	88.85		
		USP	55.26		
		US10	59.15		
	4-1/2" (114 mm)	US10A (US11)	81.23		
		US10B	81.23		
		US26D	62.42		



Commercial Hinges




BB1173
Steel
Half Surface
Standard Weight
Ball Bearing



1191
Brass or Stainless
Full Mortise
Standard Weight
Plain Bearing
Specify if all wood screws are required.


Description	Size	Finish	List	Box Qty.	Case Qty.
BB1173	4" (102 mm)	USP	104.71	3	48
		US10	125.58		
		US10A (US11)	157.63		
		US10B	157.63		
		US26D	137.62		
	4-1/2" (114 mm)	USP	84.37	3	48
		US10	94.34		
		US10A (US11)	131.47		
		US10B	131.47		
		US26D	98.89		
	5" (127 mm)	USP	119.23	3	36
		US10	145.79		
US10A (US11)		180.11			
US10B		180.11			
US26D		134.21			
1191	3-1/2" x 3-1/2" (89 mm x 89 mm)	US3	99.42	2	100
		US4	77.82		
		US10	77.82		
		US10B	99.42		
		US15	99.42		
		US26	99.42		
		US26D	88.99		
		US32	99.62		
		US32D	93.87		
		4" x 3-1/2" (102 mm x 89 mm)	US3		
	US4		94.94		
	US10		94.94		
	US10B		124.31		
	US15		124.31		
	4" x 4" (102 mm x 102 mm)	US26	124.31	3	48
US26D		108.39			
US32		122.37			
US32D		113.47			
US3		95.68			
US4		74.40			
US10		74.40			
US10B		95.68			
US15		95.68			
US26		95.68			
US26D	88.32				
US32	101.77				
US32D	91.53				




Description	Size	Finish	List	Box Qty.	Case Qty.
1191 Continued	4-1/2" x 4" (114 mm x 102 mm)	US3	97.22	3	48
		US4	76.55		
		US10	76.55		
		US10B	97.22		
		US15	97.22		
		US26	97.22		
		US26D	81.23		
		US32	97.88		
		US32D	90.99		
			4-1/2" x 4-1/2" (114 mm x 114 mm)		
US4	76.55				
US10	76.55				
US10B	97.22				
US15	97.22				
US26	97.22				
US26D	81.23				
US32	97.88				
US32D	90.99				
	5" x 4" (127 mm x 102 mm)			US3	135.68
		US4	108.32		
		US10	108.32		
		US10B	135.68		
		US15	135.68		
		US26	135.68		
		US26D	120.50		
		US32	150.87		
		US32D	137.29		
			5" x 4-1/2" (127 mm x 114 mm)	US3	135.68
US4	108.32				
US10	108.32				
US10B	135.68				
US15	135.68				
US26	135.68				
US26D	120.50				
US32	150.87				
US32D	137.29				
	5" x 5" (127 mm x 127 mm)			US3	135.68
		US4	108.32		
		US10	108.32		
		US10B	135.68		
		US15	135.68		
		US26	135.68		
		US26D	120.50		
		US32	150.87		
		US32D	137.29		



Commercial Hinges



Description	Size	Finish	List	Box Qty.	Case Qty.
BB1191 Brass or Stainless Full Mortise Standard Weight Ball Bearing Specify if all wood screws are required.	3-1/2" x 3-1/2" (89 mm x 89 mm)	US3	117.96	2	100
		US4	109.86		
		US10	109.86		
		US10B	117.96		
		US15	117.96		
		US26	117.96		
		US26D	115.48		
		US32	163.18		
		US32D	144.19		
			4" x 3-1/2" (102 mm x 89 mm)		
US4	136.95				
US10	136.95				
US10B	178.57				
US15	178.57				
US26	178.57				
US26D	172.22				
US32	215.90				
US32D	179.17				
	4" x 4" (102 mm x 102 mm)			US3	136.22
		US4	119.56		
		US10	119.56		
		US10B	136.22		
		US15	136.22		
		US26	136.22		
		US26D	127.86		
		US32	161.25		
		US32D	155.62		
			4-1/2" x 4" (114 mm x 102 mm)	US3	116.09
US4	89.32				
US10	89.32				
US10B	116.08				
US15	116.08				
US26	116.08				
US26D	90.52				
US32	108.45				
US32D	91.86				




BB1191
Continued

Description	Size	Finish	List	Box Qty.	Case Qty.
4-1/2" x 4-1/2" (114 mm x 114 mm)		US3	116.08	3	48
		US4	89.32		
		US10	89.32		
		US10B	116.08		
		US15	116.08		
		US26	116.08		
		US26D	90.52		
		US32	108.45		
		US32D	91.86		
		L1	89.32		
5" x 4" (127 mm x 102 mm)		US3	158.77	3	24
		US4	123.64		
		US10	123.64		
		US10B	158.77		
		US15	158.77		
		US26	158.77		
		US26D	129.19		
		US32	155.62		
		US32D	132.07		
5" x 4-1/2" (127 mm x 114 mm)		US3	158.77	3	24
		US4	123.64		
		US10	123.64		
		US10B	158.77		
		US15	158.77		
		US26	158.77		
		US26D	129.19		
		US32	155.62		
		US32D	132.07		
5" x 5" (127 mm x 127 mm)		US3	158.77	3	24
		US4	123.64		
		US10	123.64		
		US10B	158.77		
		US15	158.77		
		US26	158.77		
		US26D	129.19		
		US32	155.62		
		US32D	132.07		



Commercial Hinges



BB1191
Continued


Description	Size	Finish	List	Box Qty.	Case Qty.		
Continued	6" x 4-1/2" (152 mm x 114 mm)	US3	496.84	3	24		
		US4	390.40				
		US10	390.40				
		US10B	496.84				
		US15	496.84				
		US26	496.84				
		US26D	446.80				
		US32	543.08				
		US32D	543.08				
		<hr/>					
		US3	496.84			3	24
		US4	390.40				
		US10	390.40				
		US10B	496.84				
6" x 5" (152 mm x 127 mm)	US15	496.84					
	US26	496.84					
	US26D	446.80					
	US32	543.08					
	US32D	543.08					
	<hr/>						
6" x 6" (152 mm x 152 mm)	US3	496.84	3	24			
	US4	390.40					
	US10	390.40					
	US10B	496.84					
	US15	496.84					
	US26	496.84					
	US26D	446.80					
	US32	543.08					
	US32D	543.08					
	<hr/>						



CB1191
Stainless
Full Mortise
Standard Weight
Concealed Anti-Friction Bearing

Stainless Full Mortise Standard Weight Concealed Anti-Friction Bearing	4" x 4" (102 mm x 102 mm)	All finishes	Price same as BB
	4-1/2" x 4" (114 mm x 102 mm)	All finishes	Price same as BB
	4-1/2" x 4-1/2" (114 mm x 114 mm)	All finishes	Price same as BB
	5" x 4" (127 mm x 102 mm)	All finishes	Price same as BB
	5" x 4-1/2" (127 mm x 114 mm)	All finishes	Price same as BB
	5" x 5" (127 mm x 127 mm)	All finishes	Price same as BB






Description	Size	Finish	List	Box Qty.	Case Qty.
CB1199 Stainless Full Mortise Standard Weight Concealed Anti-Friction Bearing	4" x 4" (102 mm x 102 mm)	All finishes	Price same as BB		
	4-1/2" x 4" (114 mm x 102 mm)	All finishes	Price same as BB		
	4-1/2" x 4-1/2" (114 mm x 114 mm)	All finishes	Price same as BB		
	5" x 4" (127 mm x 102 mm)	All finishes	Price same as BB		
	5" x 4-1/2" (127 mm x 114 mm)	All finishes	Price same as BB		
	5" x 5" (127 mm x 127 mm)	All finishes	Price same as BB		



Commercial Hinges




Description	Size	Finish	List	Box Qty.	Case Qty.
WTBB1191 Wide Throw Brass or Stainless Full Mortise Standard Weight Ball Bearing	3-1/2" x 5" (89 mm x 127 mm)	US3	212.43	3	24
		US4	165.12		
		US10	165.12		
		US10B	212.43		
		US26	212.43		
		US26D	186.40		
		US32	255.32		
		US32D	255.32		
		US3	213.30		
	US4	171.08			
	US10	171.08			
	US10B	213.30			
	US26	213.30			
	US26D	192.22			
	US32	264.95			
	US32D	264.95			
	US3	266.69	3	24	
	US4	209.95			
	US10	209.95			
	US10B	266.69			
	US26	266.69			
	US26D	234.64			
	US32	286.49			
	US32D	286.49			
US3	277.19	3			24
US4	219.19				
US10	219.19				
US10B	277.19				
US26	277.19				
US26D	243.40				
US32	296.66				
US32D	296.66				
US3	289.31		3	24	
US4	230.62				
US10	230.62				
US10B	289.31				
US26	289.31				
US26D	253.51				
US32	308.91				
US32D	308.91				



Description	Size	Finish	List	Box Qty.	Case Qty.
WTBB1191 Continued	4-1/2" x 5" (114 mm x 127 mm)	US3	238.18	3	24
		US4	180.32		
		US10	180.32		
		US10B	238.18		
		US26	238.18		
		US26D	204.53		
		US32	251.83		
		US32D	250.78		
	4-1/2" x 6" (114 mm x 152 mm)	US3	262.41	3	24
		US4	201.45		
		US10	201.45		
		US10B	262.41		
		US26	262.41		
		US26D	237.85		
		US32	276.19		
		US32D	276.19		
	4-1/2" x 7" (114 mm x 178 mm)	US3	255.32	3	24
		US4	206.54		
		US10	206.54		
		US10B	255.32		
		US26	255.32		
		US26D	239.33		
		US32	283.82		
		US32D	283.82		
4-1/2" x 8" (114 mm x 203 mm)	US3	276.12	3	24	
	US4	214.10			
	US10	214.10			
	US10B	276.12			
	US26	276.12			
	US26D	240.69			
	US32	290.04			
	US32D	290.04			
5" x 6" (127 mm x 152 mm)	US3	511.56	3	24	
	US4	390.80			
	US10	390.80			
	US10B	511.56			
	US26	511.56			
	US26D	452.41			
	US32	543.34			
	US32D	543.34			



Commercial Hinges



WTBB1191

Continued

Description	Size	Finish	List	Box Qty.	Case Qty.
		US3	537.65	3	24
		US4	410.47		
		US10	410.47		
	5" x 7" (127 mm x 178 mm)	US10B	537.65		
		US26	537.65		
		US26D	466.20		
		US32	569.64		
		US32D	569.64		

		US3	559.81	3	24
		US4	453.22		
		US10	453.22		
	5" x 8" (127 mm x 203 mm)	US10B	559.81		
		US26	559.81		
		US26D	488.88		
		US32	584.02		
		US32D	584.02		



BB1195

Brass or Stainless
Full Mortise
Heavy Weight
Ball Bearing
Anchor Hinge
Specify Handing

		LH US10	509.02	1	10
		RH US10	509.02		
		LH US10B	608.51		
	5" x 4-1/2" (127 mm x 114 mm)	RH US10B	608.51		
		LH US26D	571.52		
		RH US26D	571.52		
		LH US32D	656.54		
		RH US32D	656.54		



BB1196

Brass or Stainless
Full Mortise
Heavy Weight
Ball Bearing
Anchor Hinge for Beveled Edge Doors
Specify Handing

		LH US10	509.02	1	10
		RH US10	509.02		
		LH US10B	608.51		
	5" x 4-1/2" (127 mm x 114 mm)	RH US10B	608.51		
		LH US26D	571.52		
		RH US26D	571.52		
		LH US32D	656.54		
		RH US32D	656.54		



BB1197

Brass or Stainless
Full Mortise
Heavy Weight
Ball Bearing
Anchor Hinge
Beveled Edge Doors
Specify Handing

		LH US10	509.02	1	10
		RH US10	509.02		
		LH US10B	608.51		
	5" x 4-1/2" (127 mm x 114 mm)	RH US10B	608.51		
		LH US26D	571.52		
		RH US26D	571.52		
		LH US32D	656.54		
		RH US32D	656.54		




Description	Size	Finish	List	Box Qty.	Case Qty.
BB1199 Brass or Stainless Full Mortise Heavy Weight Ball Bearing	4-1/2" x 4" (114 mm x 102 mm)	US3	173.69	3	24
		US4	160.24		
		US10	160.24		
		US10B	173.69		
		US15	173.69		
		US26	173.69		
		US26D	137.59		
		US32	140.44		
		US32D	139.23		
	4-1/2" x 4-1/2" (114 mm x 114 mm)	US3	173.69	3	24
		US4	160.24		
		US10	160.24		
		US10B	173.69		
		US15	173.69		
		US26	173.69		
		US26D	137.59		
		US32	140.44		
		US32D	139.23		
	5" x 4" (127 mm x 102 mm)	US3	221.73	3	24
		US4	186.61		
		US10	186.61		
US10B		221.73			
US15		221.73			
US26		221.73			
US26D		186.73			
US32		190.01			
US32D		190.01			
5" x 4-1/2" (127 mm x 114 mm)	US3	221.73	3	24	
	US4	186.61			
	US10	186.61			
	US10B	221.73			
	US15	221.73			
	US26	221.73			
	US26D	186.73			
	US32	190.01			
	US32D	190.01			
5" x 5" (127 mm x 127 mm)	US3	221.73	3	24	
	US4	186.61			
	US10	186.61			
	US10B	221.73			
	US15	221.73			
	US26	221.73			
	US26D	186.73			
	US32	190.01			
	US32D	190.01			



Commercial Hinges




Description	Size	Finish	List	Box Qty.	Case Qty.
BB1199 Continued	6" x 4-1/2" (152 mm x 114 mm)	US3	515.91	3	12
		US4	335.13		
		US10	335.13		
		US10B	515.91		
		US15	515.91		
		US26	515.91		
		US26D	363.77		
		US32	492.09		
		US32D	492.09		
			6" x 5" (152 mm x 127 mm)		
US4	335.13				
US10	335.13				
US10B	515.91				
US15	515.91				
US26	515.91				
US26D	363.77				
US32	492.09				
US32D	492.09				
	6" x 6" (152 mm x 152 mm)			US3	515.91
		US4	335.13		
		US10	335.13		
		US10B	515.91		
		US15	515.91		
		US26	515.91		
		US26D	363.77		
		US32	492.09		
		US32D	492.09		
			8" x 6" (203 mm x 152 mm)	USP	824.82
US3	1170.52				
US10	865.83				
US10B	1170.52				
US15	1170.52				
US26D	1018.04				
US32D	1357.05				
USP	824.82				
	8" x 8" (203 mm x 203 mm)	US3	1170.52	3	12
		US10	865.83		
		US10B	1170.52		
		US15	1170.52		
		US26D	1018.04		
		US32D	1357.05		
		USP	824.82		



Description	Size	Finish	List	Box Qty.	Case Qty.
WTBB1199 Wide Throw Brass or Stainless Full Mortise Heavy Weight Ball Bearing	4-1/2" x 5" (114 mm x 127 mm)	US3	407.39	3	24
		US4	321.69		
		US10	321.69		
		US10B	407.39		
		US26	407.39		
		US26D	353.26		
		US32	437.03		
		US32D	437.03		
		4-1/2" x 6" (114 mm x 152 mm)	US3		
	US4		332.66		
	US10		332.66		
	US10B		419.37		
	US26		419.37		
	US26D		377.09		
	US32		448.68		
	US32D		448.68		
	4-1/2" x 7" (114 mm x 178 mm)		US3	442.85	3
		US4	368.52		
		US10	368.52		
		US10B	442.85		
		US26	442.85		
		US26D	425.22		
		US32	478.38		
		US32D	478.38		
		4-1/2" x 8" (114 mm x 203 mm)	US3	478.38	
	US4		407.45		
	US10		407.45		
US10B	478.38				
US26	478.38				
US26D	442.85				
US32	517.31				
US32D	517.30				
5" x 6" (127 mm x 152 mm)	US3		496.04	3	24
	US4	425.19			
	US10	425.19			
	US10B	496.04			
	US26	496.04			
	US26D	457.03			
	US32	552.71			
	US32D	552.71			
	5" x 7" (127 mm x 178 mm)	US3	513.78		
US4		425.19			
US10		425.19			
US10B		513.78			
US26		513.78			
US26D		460.65			
US32		559.81			
US32D		559.81			
5" x 8" (127 mm x 203 mm)		US3	534.99	3	24
	US4	457.03			
	US10	457.03			
	US10B	534.99			
	US26	534.99			
	US26D	478.38			
	US32	584.63			
	US32D	584.63			




Commercial Hinges



Description	Size	Finish	List	Box Qty.	Case Qty.		
1250 Steel Full Mortise Standard Weight Spring Hinge Available with Raised Barrel Available with hospital tip (voids UL)	3-1/2" x 3-1/2" (89 mm x 89 mm)	USP	41.75	2	80		
		US3	55.26				
		US4	41.75				
		US10	41.75				
		US10A (US11)	55.26				
		US10B	55.26				
		US26D	56.41				
		USP	32.19			3	48
		US3	73.99				
		US4	53.19				
US10	53.19						
US10A (US11)	73.99						
US10B	73.99						
US26D	65.36						
L1	53.19						
USP	95.00	3	48				
US3	90.12						
US4	95.00						
US10	95.00						
US10A (US11)	90.12						
US10B	90.12						
US26D	85.84						
USP	95.00			3	48		
US3	90.12						
US4	95.00						
US10	95.00						
US10A (US11)	90.12						
US10B	90.12						
US26	90.12						
US26D	85.84						
L1	95.00						





Description	Size	Finish	List	Box Qty.	Case Qty.				
1251 Steel 1/4" Round Corner Radius, Full Mortise Standard Weight Spring Hinge	3-1/2" x 3-1/2" (89 mm x 89 mm)	USP	50.41	2	80				
		US3	63.43						
		US4	50.41						
		US10	50.41						
		US10A (US11)	63.43						
		US10B	63.43						
		US26D	58.21						
		<hr/>							
		USP	64.23			3	48		
		US3	85.03						
US4	64.23								
US10	64.23								
US10A (US11)	85.03								
US10B	85.03								
US26D	76.40								
L1	64.23								
<hr/>									
4" x 4" (102 mm x 102 mm)	4-1/2" x 4" (114 mm x 102 mm)	USP	103.44	3	48				
		US3	139.09						
		US4	124.91						
		US10	124.91						
		US10A (US11)	139.09						
		US10B	139.09						
		US26D	134.47						
		<hr/>							
		4-1/2" x 4-1/2" (114 mm x 114 mm)	4-1/2" x 4-1/2" (114 mm x 114 mm)			USP	103.44	3	48
						US3	139.09		
US4	124.91								
US10	124.91								
US10A (US11)	139.09								
US10B	139.09								
US26D	134.47								



Commercial Hinges



1252
Steel
5/8" Round Corner
Radius
Full Mortise
Standard Weight
Spring Hinge

Description	Size	Finish	List	Box Qty.	Case Qty.
1252	3-1/2" x 3-1/2" (89 mm x 89 mm)	USP	41.76	2	80
		US3	55.20		
		US4	41.76		
		US10	41.76		
		US10A (US11)	55.20		
		US10B	55.20		
		US26D	49.80		


1252	4" x 4" (102 mm x 102 mm)	USP	53.19	3	48
		US3	73.99		
		US4	53.19		
		US10	53.19		
		US10A (US11)	73.99		
		US10B	73.99		
		US26D	65.36		

1252	4-1/2" x 4" (114 mm x 102 mm)	USP	92.40	3	48
		US3	128.06		
		US4	113.87		
		US10	113.87		
		US10A (US11)	128.06		
		US10B	128.06		
		US26D	123.44		



1253
Steel
Half Surface
Standard Weight
Spring Hinge


1253	4-1/2" (114 mm)	USP	140.90	3	48
		US3	194.96		
		US4	169.47		
		US10	169.47		
		US10A (US11)	194.96		
		US10B	194.96		
		US26D	200.18		



1255
Steel, Full Mortise
Standard Weight
Spring Hinge Set
2 ea. 1250 and 1 ea. AB700

1255	4-1/2" x 4-1/2" (114 mm x 114 mm)	USP	240.52	1	16
		US3	252.37		
		US4	253.91		
		US10B	252.37		
		US26D	220.99		

Note: Hager does not recommend using spring hinges on doors over 7'0"



Description	Size	Finish	List	Box Qty.	Case Qty.
1256 Steel Full Mortise Standard Weight Spring Hinge Set 2 ea. 1250 and 1 ea. BB1279	4-1/2" x 4-1/2" (114 mm x 114 mm)	USP	235.38	1	16
		US3	243.34		
		US4	246.41		
		US10B	243.34		
		US26D	215.84		
Note: Hager does not recommend using spring hinges on doors over 7'0"					
1257 Steel Reverse Action (opens door) Spring Hinge Full Mortise Standard Weight	4-1/2" x 4-1/2" (114 mm x 114 mm)	US26D	145.52	3	48
		Note: Hager does not recommend using spring hinges on doors over 7'0"			
1260 Steel Full Mortise Standard Weight Swing Clear	3-1/2" (89 mm)	USP	99.03	3	48
		US3	148.13		
		US4	108.06		
		US10	122.64		
		US10A (US11)	148.13		
		US10B	148.13		
		US26	148.13		
		US26D	117.42		
	4" (102 mm)	USP	117.42	3	36
		US3	151.41		
		US4	120.76		
		US10	126.72		
		US10A (US11)	151.41		
		US10B	151.41		
US26	151.41				
US26D	120.76				



Commercial Hinges



Description	Size	Finish	List	Box Qty.	Case Qty.
BB1260 Steel Full Mortise Standard Weight Ball Bearing Swing Clear RH Standard (Reversible to LH)	4-1/2" (114 mm)	USP	209.61	3	36
		US10	218.18		
		US10A (US11)	257.72		
		US10B	257.72		
		US26D	223.46		
		USP	209.61		
5" (127 mm)	US10	218.18			
	US10A (US11)	257.72			
	US10B	257.72			
	US26D	223.46			



BB1261 Steel Full Mortise Standard Weight Ball Bearing Swing Clear Beveled Edge Doors RH Standard (Reversible to LH)	4-1/2" (114 mm)	USP	209.61	3	36
		US10	218.18		
		US10A (US11)	257.72		
		US10B	257.72		
		US26D	223.46		
		USP	209.61		
5" (127 mm)	US10	218.18			
	US10A (US11)	257.72			
	US10B	257.72			
	US26D	223.46			



BB1262 Steel Full Mortise Heavy Weight Ball Bearing Swing Clear RH Standard (Reversible to LH)	4-1/2" (114 mm)	USP	259.27	3	24
		US10	263.00		
		US10A (US11)	315.86		
		US10B	315.86		
		US26D	244.61		
		USP	259.27		
5" (127 mm)	US10	263.00			
	US10A (US11)	315.86			
	US10B	315.86			
	US26D	244.61			




BB1263 Steel Full Mortise Heavy Weight Ball Bearing Swing Clear Beveled Edge Doors RH Standard (Reversible to LH)	4-1/2" (114 mm)	USP	259.27	3	24
		US10	263.00		
		US10A (US11)	315.86		
		US10B	315.86		
		US26D	244.61		
		USP	259.27		
5" (127 mm)	US10	263.00			
	US10A (US11)	315.86			
	US10B	315.86			
	US26D	244.61			



Description	Size	Finish	List	Box Qty.	Case Qty.
BB1266		USP	507.75	3	12
Steel		US10	532.84		
Full Surface					
Heavy Weight	5" (127 mm)	US10A (US11)	800.39		
Ball Bearing		US10B	800.39		
Swing Clear		US26D	634.47		



1267		USP	261.87	3	36
Steel		US3	305.03		
Full Mortise					
Swing Clear Spring Hinge		US10	275.52		
Square Edge Doors	4-1/2" (114 mm)	US10A (US11)	305.03		
Use with BB1260/AB7001		US10B	305.03		
		US26	305.03		
		US26D	289.77		




BB1277					
Made to Order					
Steel					
Full Mortise		*	141.14	3	48
Standard Weight					
Ball Bearing					
Both Leaves Tapped					



BB1278			141.14	3	48
Steel					
Full Mortise					
Standard Weight					
Ball Bearing		*			
One Leaf Tapped					
Specify Handing					



Commercial Hinges



Description	Size	Finish	List	Box Qty.	Case Qty.				
1279 Steel Full Mortise Standard Weight Plain Bearing	3-1/2" x 3-1/2" (89 mm x 89 mm)	LS	12.98	2	100				
		H2H	26.29						
		USP	10.17						
		US3	20.40						
		US4	12.98						
		US10	12.98						
		US10A (US11)	20.40						
		US10B	20.40						
		US15	20.40						
		US26	20.40						
		US26D	17.06						
		L1	12.98						
		<hr/>							
		4" x 3-1/2" (102 x 89 mm)	LS			23.95	3	48	
			H2H			38.87			
			USP			18.47			
			US3			33.79			
			US4			21.68			
			US10			21.68			
US10A (US11)	33.79								
US10B	33.79								
US15	33.79								
US26	33.79								
US26D	29.37								
<hr/>									
4" x 4" (102 mm x 102 mm)	LS		15.99	3	48				
	H2H	28.71							
	USP	13.13							
	US3	22.95							
	US4	15.99							
	US10	15.99							
	US10A (US11)	22.95							
	US10B	22.95							
	US15	22.95							
	US26	22.95							
	US26D	20.94							
L1	13.10								
<hr/>									
4-1/2" x 4" (114 mm x 102 mm)	LS	15.39	3	48					
	H2H	33.05							
	USP	13.25							
	US3	26.49							
	US4	15.39							
	US10	15.39							
	US10A (US11)	26.49							
	US10B	26.49							
	US15	26.49							
	US26	26.49							
	US26D	16.59							



1279

Continued

Description	Size	Finish	List	Box Qty.	Case Qty.				
	4-1/2" x 4-1/2" (114 mm x 114 mm)	LS	15.39	3	48				
		H2H	33.05						
		USP	13.25						
		US3	26.49						
		US4	15.39						
		US10	15.39						
		US10A (US11)	26.49						
		US10B	26.49						
		US15	26.49						
		US26	26.49						
		US26D	16.59						
		L1	33.05						
			5" x 4" (127 mm x 102 mm)			LS	53.19	3	24
H2H	89.86								
USP	43.75								
US3	71.93								
US4	53.19								
US10	53.19								
US10A (US11)	71.93								
US10B	71.93								
US15	71.93								
US26	71.93								
US26D	49.25								
	5" x 4-1/2" (127 mm x 114 mm)			LS	53.19	3	24		
				H2H	89.86				
		USP	43.75						
		US3	71.93						
		US4	53.19						
		US10	53.19						
		US10A (US11)	71.93						
		US10B	71.93						
		US15	71.93						
		US26	71.93						
		US26D	49.25						
			5" x 5" (127 mm x 127 mm)	LS	53.19			3	24
				H2H	89.86				
USP	43.75								
US3	71.93								
US4	53.19								
US10	53.19								
US10A (US11)	71.93								
US10B	71.93								
US15	71.93								
US26	71.93								
US26D	49.25								



Commercial Hinges



Description	Size	Finish	List	Box Qty.	Case Qty.
BB1279 Steel Full Mortise Standard Weight Ball Bearing	3-1/2" x 3-1/2" (89 mm x 89 mm)	LS	49.05	2	100
		H2H	79.42		
		USP	49.05		
		US3	63.56		
		US4	49.05		
		US10	49.05		
		US10A (US11)	63.56		
		US10B	63.56		
		US15	63.56		
		US26	63.56		
	US26D	49.51			
	4" x 3-1/2" (102 mm x 89 mm)	LS	57.80	3	48
		H2H	85.97		
		USP	52.79		
		US3	76.34		
		US4	52.79		
		US10	57.80		
		US10A (US11)	76.34		
		US10B	76.34		
US15		76.34			
US26		76.34			
US26D	65.70				
4" x 4" (102 mm x 102 mm)	LS	40.88	3	48	
	H2H	61.75			
	USP	35.79			
	US3	49.44			
	US4	35.79			
	US10	40.88			
	US10A (US11)	49.44			
	US10B	49.44			
	US15	49.44			
	US26	49.44			
US26D	42.42				
L1	35.79				
4-1/2" x 4" (114 mm x 102 mm)	LS	34.05	3	48	
	H2H	51.45			
	USP	24.02			
	US3	41.15			
	US4	34.05			
	US10	34.05			
	US10A (US11)	41.15			
	US10B	41.15			
	US15	41.15			
	US26	41.15			
US26D	23.15				
L1	24.02				



BB1279
Continued

Description	Size	Finish	List	Box Qty.	Case Qty.
4-1/2" x 4-1/2" (114 mm x 114 mm)		LS	34.05	3	48
		H2H	51.45		
		USP	24.02		
		US3	41.15		
		US4	34.05		
		US10	34.05		
		US10A (US11)	41.15		
		US10B	41.15		
		US15	41.15		
		US26	41.15		
		US26D	22.42		
		L1	34.05		
		5" x 4" (127 mm x 102 mm)			
H2H	105.32				
USP	66.51				
US3	84.23				
US4	66.51				
US10	66.51				
US10A (US11)	84.23				
US10B	84.23				
US15	84.23				
US26	84.23				
US26D	65.16				
5" x 4-1/2" (127 mm x 114 mm)		LS	66.51	3	24
		H2H	105.32		
		USP	66.51		
		US3	84.23		
		US4	66.51		
		US10	66.51		
		US10A (US11)	84.23		
		US10B	84.23		
		US15	84.23		
		US26	84.23		
US26D	65.16				
5" x 5" (127 mm x 127 mm)		LS	66.51	3	24
		H2H	105.32		
		USP	66.51		
		US3	84.23		
		US4	66.51		
		US10	66.51		
		US10A (US11)	84.23		
		US10B	84.23		
		US15	84.23		
		US26	84.23		
US26D	65.16				
L1	66.51				




Commercial Hinges



BB1279
Continued

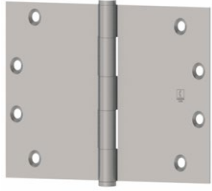
Description	Size	Finish	List	Box Qty.	Case Qty.
6" x 4-1/2" (152 mm x 114 mm)		LS	158.10	3	24
		H2H	240.93		
		USP	158.10		
		US3	212.63		
		US4	158.10		
		US10	158.10		
		US10A (US11)	212.63		
		US10B	212.63		
		US15	212.63		
		US26	212.63		
US26D	182.58				
6" x 5" (152 mm x 127 mm)		LS	158.10	3	24
		H2H	240.93		
		USP	158.10		
		US3	212.63		
		US4	158.10		
		US10	158.10		
		US10A (US11)	212.63		
		US10B	212.63		
		US15	212.63		
		US26	212.63		
US26D	182.58				
6" x 6" (152 mm x 152 mm)		LS	158.10	3	24
		H2H	240.93		
		USP	158.10		
		US3	212.63		
		US4	158.10		
		US10	158.10		
		US10A (US11)	212.63		
		US10B	212.63		
		US15	212.63		
		US26	212.63		
US26D	182.58				



Description	Size	Finish	List	Box Qty.	Case Qty.
WTBB1279 Wide Throw Steel Full Mortise Standard Weight Ball Bearing	3-1/2" x 5" (89 mm x 127 mm)	LS	93.93	3	24
		USP	90.18		
		US3	115.01		
		US10	93.93		
		US10A (US11)	115.01		
		US10B	115.01		
		US26	115.01		
		US26D	102.36		
	3-1/2" x 6" (89 mm x 152 mm)	LS	93.93	3	24
		USP	90.18		
		US3	115.01		
		US10	93.93		
		US10A (US11)	115.01		
		US10B	115.01		
		US26	115.01		
		US26D	102.36		
	4" x 5" (102 mm x 127 mm)	LS	131.13	3	24
		USP	126.65		
		US3	152.82		
		US10	131.13		
		US10A (US11)	152.82		
		US10B	152.82		
		US26	152.82		
		US26D	140.30		
4" x 6" (102 mm x 152 mm)	LS	131.13	3	24	
	USP	126.65			
	US3	152.82			
	US10	131.13			
	US10A (US11)	152.82			
	US10B	152.82			
	US26	152.82			
	US26D	140.30			
4" x 7" (102 mm x 178 mm)	LS	131.13	3	24	
	USP	126.65			
	US3	152.82			
	US10	131.13			
	US10A (US11)	152.82			
	US10B	152.82			
	US26	152.82			
	US26D	140.30			



Commercial Hinges



WTBB1279

Continued

Description	Size	Finish	List	Box Qty.	Case Qty.
	4-1/2" x 5" (114 mm x 127 mm)	LS	125.52	3	24
		USP	122.84		
		US3	140.50		
		US10	125.52		
		US10A (US11)	140.50		
		US10B	140.50		
		US26	140.50		
		US26D	131.41		
	4-1/2" x 6" (114 mm x 152 mm)	LS	125.52	3	24
		USP	122.84		
		US3	140.50		
		US10	125.52		
		US10A (US11)	140.50		
		US10B	140.50		
		US26	140.50		
		US26D	131.41		
	4-1/2" x 7" (114 mm x 178 mm)	USP	132.21	3	24
		US3	151.01		
		US10	135.08		
		US10A (US11)	151.01		
		US10B	151.01		
		US26D	141.44		
	4-1/2" x 8" (114 mm x 203 mm)	USP	132.21	3	24
		US3	151.01		
		US10	135.08		
		US10A (US11)	151.01		
		US10B	151.01		
		US26D	141.44		
	5" x 6" (127 mm x 152 mm)	USP	167.86	3	24
		US3	209.69		
		US10	176.16		
		US10A (US11)	209.69		
		US10B	209.69		
		US26D	192.96		
	5" x 7" (127 mm x 178 mm)	USP	167.86	3	24
		US3	209.69		
		US10	176.16		
		US10A (US11)	209.69		
		US10B	209.69		
		US26D	192.96		
	5" x 8" (127 mm x 203 mm)	USP	167.86	3	24
		US3	209.69		
		US10	176.16		
		US10A (US11)	209.69		
		US10B	209.69		
		US26D	192.96		



Description	Size	Finish	List	Box Qty.	Case Qty.
1303 Double Acting Spring Hinge	3" (76 mm)	USP	60.62	1	10
		US3	79.96		
		US4	73.33		
		US26D	99.03		
4" (102 mm)	USP	68.71	1	10	
	US3	90.39			
	US4	88.99			
	US26D	111.20			
5" (127 mm)	USP	98.35	1	10	
	US3	132.68			
	US4	145.92			
	US26D	162.58			
6" (152 mm)	USP	98.35	1	10	
	US3	132.68			
	US4	145.92			
	US26D	162.58			



BB1360 Stainless Steel Full Mortise Standard Weight Ball Bearing Swing Clear RH Standard (reversible to LH)	4-1/2" (114 mm)	US32D	305.76	3	36
	5" (127 mm)	US32D	305.76	3	36



BB1361 Stainless Steel Full Mortise Standard Weight Ball Bearing Swing Clear Beveled Edge Doors RH Standard (reversible to LH)	4-1/2" (114 mm)	US32D	305.76	3	36
	5" (127 mm)	US32D	305.76	3	36



BB1362 Stainless Steel Full Mortise Heavy Weight Ball Bearing Swing Clear RH Standard (reversible to LH)	4-1/2" (114 mm)	US32D	342.69	3	24
	5" (127 mm)	US32D	342.69	3	24



BB1363 Stainless Steel Full Mortise Heavy Weight Ball Bearing Swing Clear Beveled Edge Doors RH Standard (reversible to LH)	4-1/2" (114 mm)	US32D	342.69	3	24
	5" (127 mm)	US32D	342.69	3	24



Commercial Hinges



BB1577
 Brass or stainless
 Full Mortise
 Standard Weight
 Ball Bearing
 Both Leaves Tapped

*

145.26

3

48

*Add to price of
 BB1191



BB1578
 Brass or stainless
 Full Mortise
 Standard Weight
 Ball Bearing
 One Leaf Tapped
 Specify Handing









*

145.26

3





48

*Add to price of
 BB1191

	Description	Size	Finish	List	Box Qty.	Case Qty.
	1712 Ball Tip Hinge Kit Standard Weight	3-1/2" (89 mm)	ALL	79.88	10	100
		4" (102 mm)	ALL	79.88	10	100
		4-1/2" (114 mm)	ALL	80.49	10	100
		5" (127 mm)	ALL	80.49	10	100
		6" (152 mm)	ALL	80.49	10	100
	1713 Ball Tip Hinge Kit Heavy Weight	4-1/2" (114 mm)	ALL	87.92	10	100
		5" (127 mm)	ALL	87.92	10	100
		6" (152 mm)	ALL	87.92	10	100
	1716 Acorn Tip Hinge Kit Standard Weight	3-1/2" (89 mm)	ALL	80.49	10	100
		4" (102 mm)	ALL	80.49	10	100
		4-1/2" (114 mm)	ALL	80.49	10	100
		5" (127 mm)	ALL	80.49	10	100
	1717 Acorn Tip Hinge Kit Heavy Weight	4-1/2" (114 mm)	ALL	87.92	10	100
		5" (127 mm)	ALL	87.92	10	100
		6" (152 mm)	ALL	87.92	10	100
		6" (152 mm)	ALL	80.49	10	100
	1722 Steeple Tip Hinge Kit Standard Weight	3-1/2" (89 mm)	ALL	80.49	10	100
		4" (102 mm)	ALL	80.49	10	100
		4-1/2" (114 mm)	ALL	80.49	10	100
		5" (127 mm)	ALL	80.49	10	100
	1723 Steeple Tip Hinge Kit Heavy Weight	4-1/2" (114 mm)	ALL	87.92	10	100
		5" (127 mm)	ALL	87.92	10	100
		6" (152 mm)	ALL	87.92	10	100
		6" (152 mm)	ALL	80.49	10	100
	1728 Urn Tip Hinge Kit Standard Weight	3-1/2" (89 mm)	ALL	80.49	10	100
		4" (102 mm)	ALL	80.49	10	100
		4-1/2" (114 mm)	ALL	80.49	10	100
		5" (127 mm)	ALL	80.49	10	100
	1729 Urn Tip Hinge Kit Heavy Weight	4-1/2" (114 mm)	ALL	87.92	10	100
		5" (127 mm)	ALL	87.92	10	100
		6" (152 mm)	ALL	87.92	10	100
		6" (152 mm)	ALL	80.49	10	100



Commercial Hinges

	Description	Size	Finish	List	Box Qty.	Case Qty.		
	1850 Steel - Full Surface Heavy Weight Plain Bearing No Holes	4" x 4" (102 mm x 102 mm)	PS	77.08	10	40		
		4-1/2" x 4-1/2" (114 mm x 114 mm)	PS	100.96	10	40		
		5" x 5" (127 mm x 127 mm)	PS	129.73	1	10		
		6" x 6" (152 mm x 152 mm)	PS	193.69	1	10		
	1850 LP Loose Oval Pin	6" x 6" (152 mm x 152 mm)	PS	193.69	1	10		
	BB2112 Brass or Stainless Half Surface Standard Weight Ball Bearing	4" (102 mm)	US10	553.05	3	48		
			US10B	696.42				
			US26D	599.08				
			US32D	812.30				
		4-1/2" (114 mm)	US10	266.55	3	48		
			US10B	333.20				
			US26D	286.83				
			US32D	388.66				
		5" (127 mm)	US10	281.47	3	36		
			US10B	365.90				
			US26D	318.28				
			US32D	413.74				
	BB2168 Steel Full Surface Heavy Weight Ball Bearing	4-1/2" (114 mm)	USP	420.70	3	36		
			US10	438.30				
			US10A (US11)	513.17				
			US10B	513.17				
		5" (127 mm)	US26D	459.91				
			USP	507.89	3	24		
			US10	533.31				
			US10A (US11)	694.95				
			BB2169 Steel Full Surface Heavy Weight Ball Bearing	4-1/2" (114 mm)	US10B	694.95		
					US26D	604.36		
USP	294.15				3	36		
US10	438.36							
5" (127 mm)	US10A (US11)			513.17				
	US10B			459.91				
		US26D	453.48					
		USP	453.48	3	24			
		US10	476.10					
		US10A (US11)	635.27					
		US10B	635.27					
		US26D	552.37					



Description	Size	Finish	List	Box Qty.	Case Qty.
BB2171 Steel Full Surface Standard Weight Ball Bearing	4-1/2" (114 mm)	USP	115.01	3	48
		US10	135.82		
		US10A (US11)	173.16		
		US10B	173.16		
		US26D	152.34		
5" (127 mm)	USP	137.76	3	36	
	US10	181.25			
	US10A (US11)	224.94			
	US10B	224.94			
	US26D	195.56			



AB7001 Steel Full Mortise Standard Weight Concealed Anti-Friction Bearing Swing Clear	4-1/2" (114 mm)	LS	256.91	3	36			
		USP	256.91					
		US3	315.80					
		US10	267.36					
		US10A (US11)	315.80					
		US10B	315.80					
		US26	315.80					
		US26D	250.36					
		5" (127 mm)	LS			256.91	3	36
			USP			256.91		
US3	315.80							
US10	267.36							
US10A (US11)	315.80							
US10B	315.80							
US26	315.80							




AB7002 Steel Full Mortise Standard Weight Concealed Anti-Friction Bearing Swing Clear Beveled Edge Doors	4-1/2" (114 mm)	LS	256.91	3	36			
		USP	256.91					
		US3	315.80					
		US10	267.36					
		US10A (US11)	315.80					
		US10B	315.80					
		US26	315.80					
		US26D	250.36					
		5" (127 mm)	LS			256.91	3	36
			USP			256.91		
US3	315.80							
US10	267.36							
US10A (US11)	315.80							
US10B	315.80							
US26	315.80							



Commercial Hinges



Description	Size	Finish	List	Box Qty.	Case Qty.
AB7501 Steel Full Mortise Heavy Weight Concealed Anti-Friction Bearing Swing Clear	4-1/2" (114 mm)	USP	317.94	3	24
		US10	322.35		
		US10A (US11)	386.99		
		US10B	386.99		
		US26D	293.38		
		USP	317.94		
5" (127 mm)	US10	322.35			
	US10A (US11)	386.99			
	US10B	386.99			
	US26D	293.38			







AB7502 Steel Full Mortise Heavy Weight Concealed Anti-Friction Bearing Swing Clear Beveled Edge Doors	4-1/2" (114 mm)	USP	317.94	3	24
		US10	322.35		
		US10A (US11)	386.99		
		US10B	386.99		
		US26D	293.38		
		USP	317.94		
5" (127 mm)	US10	322.35			
	US10A (US11)	386.99			
	US10B	386.99			
	US26D	293.38			



AB7505 Steel Full Mortise Heavy Weight Concealed Anti-Friction Bearing Anchor Hinge Specify Handing	5" x 4-1/2" (127 mm x 114 mm)	LH USP	452.21	1	10
		RH USP	452.21		
		LH US10	460.85		
		RH US10	460.85		
		LH US10A (US11)	557.87		
		RH US10A (US11)	557.87		
		LH US10B	557.87		
		RH US10B	557.87		
		LH US26D	443.99		
		RH US26D	443.99		








AB7506 Steel Full Mortise Heavy Weight Concealed Anti-Friction Bearing Anchor Hinge Specify Handing	5" x 4-1/2" (127 mm x 114 mm)	LH USP	452.21	1	10
		RH USP	452.21		
		LH US10	460.85		
		RH US10	460.85		
		LH US10A (US11)	557.87		
		RH US10A (US11)	557.87		
		LH US10B	557.87		
		RH US10B	557.87		
		LH US26D	443.99		
		RH US26D	443.99		

	Description	Size	Finish	List	Box Qty.	Case Qty.
	AB7507		LH USP	452.21	1	10
	Steel		RH USP	452.21		
	Full Mortise		LH US10	460.85		
	Heavy Weight		RH US10	460.85		
	Concealed Anti-Friction Bearing		LH US10A (US11)	557.87		
	Anchor Hinge	5" x 4-1/2"	RH US10A (US11)	557.87		
	Specify Handing	(127 mm x 114 mm)	LH US10B	557.87		
			RH US10B	557.87		
			LH US26D	443.99		
			RH US26D	443.99		
	AB7508		LH USP	452.21	1	10
	Steel		RH USP	452.21		
	Full Mortise		LH US10	460.85		
	Heavy Weight		RH US10	460.85		
	Concealed Anti-Friction Bearing		LH US10A (US11)	557.87		
	Anchor Hinge	5" x 4-1/2"	RH US10A (US11)	557.87		
	Beveled Edge Doors	(127 mm x 114 mm)	LH US10B	557.87		
	Specify Handing		RH US10B	557.87		
			LH US26D	433.88		
			RH US26D	433.88		
	AB7509		LH USP	452.21	1	10
	Steel		RH USP	452.21		
	Full Mortise		LH US10	460.85		
	Heavy Weight		RH US10	460.85		
	Concealed Anti-Friction Bearing		LH US10A (US11)	557.87		
	Anchor Hinge	5" x 4-1/2"	RH US10A (US11)	557.87		
	Beveled Edge Doors	(127 mm x 114 mm)	LH US10B	557.87		
	Specify Handing		RH US10B	557.87		
			LH US26D	443.99		
			RH US26D	443.99		
	AB8505		LH US10	472.76	1	10
	Brass or Stainless		RH US10	472.76		
	Full Mortise		LH US10B	566.09		
	Heavy Weight		RH US10B	566.09		
	Concealed Anti-Friction Bearing	5" x 4-1/2"	LH US26D	448.74		
	Anchor Hinge	(127 mm x 114 mm)	RH US26D	448.74		
	Specify Handing		LH US32D	739.04		
			RH US32D	739.04		



Commercial Hinges

	Description	Size	Finish	List	Box Qty.	Case Qty.
	AB8506		LH US10	585.36	1	10
	Brass or Stainless		RH US10	585.36		
	Full Mortise		LH US10B	699.77		
	Heavy Weight		RH US10B	699.77		
	Concealed Anti-Friction Bearing	5" x 4-1/2"				
	Anchor Hinge	(127 mm x 114 mm)	LH US26D	658.09		
	Specify Handing		RH US26D	658.09		
			LH US32D	755.03		
		RH US32D	755.03			
	AB8507		LH US10	585.36	1	10
	Brass or Stainless		RH US10	585.36		
	Full Mortise		LH US10B	699.77		
	Heavy Weight		RH US10B	699.77		
	Concealed Anti-Friction Bearing	5" x 4-1/2"				
	Anchor Hinge	(127 mm x 114 mm)	LH US26D	658.09		
	Beveled Edge Doors		RH US26D	658.09		
	Specify Handing		LH US32D	755.03		
		RH US32D	755.03			
	AB8508		LH US10	585.36	1	10
	Brass or Stainless		RH US10	585.36		
	Full Mortise		LH US10B	699.77		
	Heavy Weight		RH US10B	699.77		
	Concealed Anti-Friction Bearing	5" x 4-1/2"				
	Anchor Hinge	(127 mm x 114 mm)	LH US26D	658.09		
	Beveled Edge Doors		RH US26D	658.09		
	Specify Handing		LH US32D	755.03		
		RH US32D	755.03			
	AB8509		LH US10	585.36	1	10
	Brass or Stainless		RH US10	585.36		
	Full Mortise		LH US10B	699.77		
	Heavy Weight		RH US10B	699.77		
	Concealed Anti-Friction Bearing	5" x 4-1/2"				
	Anchor Hinge	(127 mm x 114 mm)	LH US26D	658.09		
	Beveled Edge Doors		RH US26D	658.09		
	Specify Handing		LH US32D	755.03		
		RH US32D	755.03			



EC1100*
Steel
Full Mortise
Standard Weight
Plain Bearing

Description	Size	Finish	List	Box Qty.	Case Qty.
EC1100*	4-1/2" x 4" (114 mm x 102 mm)	US26D	15.32	3	48
		USP	16.80	3	48
		US3	19.19		
		US4	13.91		
EC1100*	4-1/2" x 4-1/2" (114 mm x 114 mm)	US10B	19.19		
		US15	19.19		
		US26	19.19		
		US26D	15.32		
		L1	16.00		



EC1100 NRP*
Steel
Full Mortise
Standard Weight
Plain Bearing

EC1100 NRP*	4-1/2" x 4" (114 mm x 102 mm)	US26D	18.53	3	48
		USP	13.72	3	48
		US10B	22.34		
		US15	22.34		
EC1100 NRP*	4-1/2" x 4-1/2" (114 mm x 114 mm)	US26	22.34		
		US26D	18.53		
		L1	19.70		


* ECCO hinges are sold in box quantities only

* Some ECCO hinges available in 316 Stainless Steel. Contact Hager Companies Sales and Service for information.



ECBB1100*
Steel
Full Mortise
Standard Weight
Ball Bearing

ECBB1100*	4-1/2" x 4" (114 mm x 102 mm)	US26D	18.20	3	48
		USP	17.72	3	48
		US3	33.65		
		US4	24.49		
ECBB1100*	4-1/2" x 4-1/2" (114 mm x 114 mm)	US10B	33.65		
		US15	33.65		
		US26	33.65		
		US26D	17.66		
		L1	17.72		









ECBB1100 NRP*
Steel
Full Mortise
Standard Weight
Ball Bearing


ECBB1100 NRP*	4-1/2" x 4" (114 mm x 102 mm)	US26D	21.41	3	48
		USP	20.87	3	48
		US3	36.87		
		US4	27.70		
ECBB1100 NRP*	4-1/2" x 4-1/2" (114 mm x 114 mm)	US10B	36.87		
		US26	36.87		
		US26D	20.74		
		L1	20.87		



Commercial Hinges

	Description	Size	Finish	List	Box Qty.	Case Qty.
	ECRC1100*		US15	18.40	3	48
	Round Corner		US26	18.40		
	Steel	4" x 4"	US26D	12.84		
	Full Mortise Standard Weight Plain Bearing	(102 mm x 102 mm)				
	ECRCBB1100*		US15	23.75	3	48
	Round Corner		US26	23.75		
	Steel	4" x 4"	US26D	17.40		
	Full Mortise Standard Weight Ball Bearing	(102 mm x 102 mm)				
	EC1101*		US15	66.17	3	48
	Brass or Stainless Steel		US26	66.17		
	Full Mortise	4-1/2" x 4-1/2"	US32D	63.63		
	Standard Weight Plain Bearing	(114 mm x 114 mm)				
	ECBB1101*		US15	66.97		
	Brass or Stainless Steel				3	48
	Full Mortise	4-1/2" x 4-1/2"				
	Standard Weight Ball Bearing	(114 mm x 114 mm)				
* ECCO hinges are sold in box quantities only						
* Other ECCO hinges available in 316 Stainless Steel. Contact Hager Companies Sales and Service for information.						
	ECBB1101 NRP*		US15	70.05	3	48
	Brass or Stainless Steel		US32D	60.42		
	Full Mortise	4-1/2" x 4-1/2"	US32D/316SS	96.15		
	Standard Weight Ball Bearing	(114 mm x 114 mm)				
	ECBB1102*		USP	38.27	3	24
	Steel		US15	79.62		
	Full Mortise	4-1/2" x 4-1/2"	US26	79.62		
	Heavy Weight	(114 mm x 114 mm)	US26D	47.44		
	Ball Bearing		US15	82.56	3	24
		5" x 4-1/2"	US26	82.56		
		(127 mm x 114 mm)	US26D	55.73		





ECBB1102 NRP*

Steel
Full Mortise
Heavy Weight
Ball Bearing

Description	Size	Finish	List	Box Qty.	Case Qty.
ECBB1102 NRP*	4-1/2" x 4-1/2" (114 mm x 114 mm)	USP	41.08	3	24
		US15	82.90		
		US26	82.90		
		US26D	50.65		

ECBB1102 NRP*	5" x 4-1/2" (127 mm x 114 mm)	US15	85.77	3	24
		US26	85.77		
		US26D	58.95		



ECBB1103*

Brass or Stainless Steel
Full Mortise
Heavy Weight
Ball Bearing

ECBB1103*	4-1/2" x 4-1/2" (114 mm x 114 mm)	US10B	148.46	3	24
		US15	148.46		
		US26	148.46		
		US32D	119.09		

ECBB1103*	5" x 4-1/2" (127 mm x 114 mm)	US15	180.85	3	24
		US26	180.85		
		US32D	174.96		




ECBB1103 NRP*

Brass or Stainless Steel
Full Mortise
Heavy Weight
Ball Bearing

ECBB1103 NRP*	4-1/2" x 4-1/2" (114 mm x 114 mm)	US10B	151.67	3	24
		US26	152.48		
		US32D	139.90		
		US32D/316SS	200.52		

ECBB1103 NRP*	5" x 4-1/2" (127 mm x 114 mm)	US15	183.99	3	24
		US26	183.99		
		US32D	178.17		



EC1105*

Steel
Full Mortise
Standard Weight
Spring Hinge

EC1105*	4-1/2" x 4-1/2" (114 mm x 114 mm)	USP	30.44	3	48
		US3	62.02		
		US4	54.13		
		US10B	62.02		
		US15	62.02		
		US26	62.02		
		US26D	45.63		
		L1	30.44		



* ECCO hinges are sold in box quantities only

* Other ECCO hinges available in 316 Stainless Steel. Contact Hager Companies Sales and Service for information.



TABLE OF CONTENTS

A		Extra Clearance, 5300 Series.....	18
Arms, 5100 Series		Extra Heavy Duty Parallel Arm, 5100 Series.....	7
Main Arm Assembly.....	6	Hold Open Parallel Arm, 5200 Series.....	12
Extra Heavy Duty Parallel.....	6	Hold Open Parallel Arm, 5300 Series.....	17
Extra Heavy Duty Hold Open	7	Parallel Arm, 5100 Series.....	7
Extra Heavy Duty Stop	7	Parallel Arm, 5200 Series.....	11
Extra Heavy Duty Hold Open Stop.....	8	Parallel Arm, 5300 Series.....	16
Extra Heavy Duty Hold Open Cushion Stop	8	Parallel Arm, 5400 Series.....	20
Extra Heavy Duty Cushion Stop	8		
Standard Hold Open	6	C	
Arms, 5200 Series		Closers	
Main Arm Assembly.....	11	5100 Series, Grade 1	5
Extra Heavy Duty Hold Open Cushion Stop	13	5200 Series, Grade 1	10
Extra Heavy Duty Cushion Stop	13	5300 Series, Grade 1	15
Extra Heavy Duty.....	12	5400 Series, Grade 2	19
Extra Heavy Duty Hold Open	12	Covers	
Extra Heavy Duty Hold Open Stop.....	12	5100 Series, Full Plastic.....	6
Extra Heavy Duty Stop	12	5100 Series, Metal	8
Standard Hold Open	11	5200 Series, Full Plastic.....	11
Arms, 5300 Series		5200 Series, Slim Line Plastic.....	13
Main Arm Assembly.....	16	5200 Series, Metal	13
Extra Heavy Duty.....	17	5300 Series, Full Plastic.....	16
Extra Heavy Duty Hold Open	17		
Extra Heavy Duty Hold Open Stop.....	17	D	
Extra Heavy Duty Stop	17	Drop Plates	
Extra Heavy Duty Hold Open Cushion Stop	18	5100 Series, Regular Arm	7
Extra Heavy Duty Cushion Stop	18	5100 Series, Low Clearance.....	7
Standard Hold Open	16	5100 Series, Parallel Arm.....	7
Arms, 5400 Series		5100 Series, Top Jamb.....	7
Main Arm Assembly.....	20	5200 Series, Top Jamb, Narrow Top Rail.....	12
		5200 Series, Narrow Top Rail	13
		5200 Series, Top Jamb, Parallel Arm	13
		5200 Series, Parallel Arm.....	13
		5300 Series, Narrow Rail, Parallel Arm.....	17
		5300 Series, Low Clearance.....	17
		5300 Series, OH Holder, Narrow.....	17
		E	
		Electromagnetic Door Holders & Accessories	
		Accessories	22-23
		Floor Mount (Double Door)	21
		Floor Mount (Single Door).....	21
		Flush Mount	21
		Recessed Mount.....	21
		Surface Mount.....	21
		H	
		High Security Package, 5100 Series.....	6
		How To Order	3-4



Door Controls

L		Q	
Lead Times	2	Quick Ship.....	2
Long Rod and Shoe, 5100 Series.....	7	S	
Long Rod and Shoe, 5200 Series.....	12	Screw Packs	
Long Rod and Shoe, 5300 Series.....	17	5100 Series	6-8
O		5200 Series	11-12
Overhead Door Holders and Stops		5300 Series	16-17
6000 Series	27	5400 Series	20
7000 Series	29	Spring Cushion Kit	8, 13, 18
P		T	
Pinion Cap		Track Arms	
5200 Series	12	5100 Series	6, 8-9
5300 Series	16	5200 Series	11, 13-14
5400 Series	20	5300 Series	16, 18

INTRODUCTION

Hager door controls offer architects, contractors, and building owners a superior product with proven reliability. In fact, our 5100, 5200, and 5300 Series Grade 1 models are the only closers in the industry that are both BHMA certified and backed by a lifetime warranty. That makes them a no-risk choice for virtually any building type.

With Hager, you get door controls that are packaged with everything needed for quick installation, regardless of the application. Hager door closers are tri-packed for mounting three ways: parallel arm, regular arm, and top jamb. They are non-handed, packaged with a parallel arm bracket and thru-bolts at no extra charge, and adjustable for various door sizes.

Cancellation Notification

Cancellation for made-to-order items must be communicated within 48 hours of order placement.

Note: Less popular finishes and/or arm configurations may result in extended lead times & minimum order requirements.

HOW TO ORDER

5100	TRK	1-6	ALM	HOTA	FC	SX1G	DLY
	Mount		Finish		Covers		Miscellaneous
	MLT- Multi-Mount PAR- Parallel/Arm Mount TRK-Track Arm Mount		ALM - Sprayed Aluminum BRZ - Sprayed Bronze DBZ - Sprayed Dark Bronze GOL - Sprayed Gold BLK - Sprayed Black		FC - Full Cover MC - Metal Cover		DLY -Delayed Action
Product Group		Size		Arm Options		Fastener Options	
5100-Cast Iron, Grade 1		1-6 Adjustable		HD- Extra Heavy Duty Arm HO- Hold Open Arm HDHO- Extra Heavy Duty Hold Open Arm LA- Long Arm HDHOS- Extra Heavy Duty Hold Open Stop Arm HDHOCS- Extra Heavy Duty Hold Open Cushion Stop Arm HDS- Extra Heavy Duty Stop Arm HDCS- Extra Heavy Duty Cushion Stop Arm HOTA - Hold Open/Stop Track Arm NHOTA - Non-Hold Open Stop Track Arm DEHOTA - Double Egress HO Stop Track Arm DENHOTA -Double Egress Non-HO Stop Track Arm PSS- Pull Side Stop Arm PSHOS- Pull Side Hold Open Stop Arm		SX1G - Sex Bolts for 1-3/8" Door SX1N - Sex Bolts for 1-3/4" Door SX2 - Sex Bolts for 2" Door SX2D - Sex Bolts for 2-1/4" Door	

HOW TO ORDER

5200	TRK	1-6	DBA	NHOTA	SLC	LH	SX2	DLY
	Mount		Finish		Covers		Fastener Options	
	MLT- Multi-Mount PAR- Parallel Arm Mount TRK- Track Arm Mount		ALM - Sprayed Aluminum BRZ - Sprayed Bronze DBZ - Sprayed Dark Bronze GOL - Sprayed Gold BLK - Sprayed Black		SLC - Slim Line Cover FC - Full Cover MC - Metal Cover PC - Pinion Cap		SX1G - Sex Bolts for 1-3/8" Door SX1N - Sex Bolts for 1-3/4" Door SX2 - Sex Bolts for 2" Door SX2D - Sex Bolts for 2-1/4" Door	
Product Group		Size		Arm Options		Handing Options		Miscellaneous
5200-Slim Body Aluminum, Grade 1		1-6 Adjustable		HD - Extra Heavy Duty Arm HO - Hold Open Arm HDHO - Extra Heavy Duty Hold Open Arm LA - Long Arm HDHOS - Extra Heavy Duty Hold Open Stop Arm HDHOCS - Extra Heavy Duty Hold Open Cushion Stop Arm HDS - Extra Heavy Duty Stop Arm HDCS - Extra Heavy Duty Cushion Stop Arm HOTA - Hold Open/Stop Track Arm NHOTA - Non Hold Open Stop Track Arm DEHOTA - Double Egress HO Stop Track Arm DENHOTA -Double Egress Non-HO Stop Track Arm PSS- Pull Side Stop Arm PSHOS- Pull Side Hold Open Stop Arm		RH - Right Hand LH - Left Hand (Specify when ordering 5912)		DLY -Delayed Action




Door Controls

HOW TO ORDER

5300	TRK	1-6	DBZ	HOTA	FC	RH	SX1G	DLY
	Mount MLT- Multi-Mount PAR- Parallel Arm Mount TRK- Track Arm Mount		Finish ALM - Sprayed Aluminum BRZ - Sprayed Bronze DBZ - Sprayed Dark Bronze GOL - Sprayed Gold BLK - Sprayed Black		Covers FC - Full Cover PC - Pinion Cap		Fastener Options SX1G - Sex Bolts for 1-3/8" Door SX1N - Sex Bolts for 1-3/4" Door SX2 - Sex Bolts for 2" Door SX2D - Sex Bolts for 2-1/4" Door	
Product Group 5300 - Aluminum, Grade 1		Size 1-6 Adjustable				Handing Options RH - Right Hand LH - Left Hand (Specify when ordering 5912)		Miscellaneous DLY -Delayed Action
			Arm Options HD - Extra Heavy Duty Arm HO - Hold Open Arm HDHO - Extra Heavy Duty Hold Open Arm LA - Long Arm HDHOS - Extra Heavy Duty Hold Open Stop Arm HDHOCS - Extra Heavy Duty Hold Open Cushion Stop Arm HDS - Extra Heavy Duty Stop Arm HDCS - Extra Heavy Duty Cushion Stop Arm HOTA - Hold Open/Stop Track Arm NHOTA - Non Hold Open Stop Track Arm PSS- Pull Side Stop Arm PSHOS- Pull Side Hold Open Stop Arm					





Description	Finish	List	Case Qty.	Box Qty.
5100 Series Grade 1 Adjustable sizes 1-6	ALM	423.76	4	1
	BRZ	423.76		
	DBZ	423.76		
	GOL	423.76		
	BLK	423.76		
	32D	694.49		

ADA (Barrier Free) Door Closers:

Any certified BHMA/ANSI A156.4 door closer, regardless of manufacturer, that is installed and adjusted based on ADA or other reduced opening force requirements may not provide sufficient power to reliably close and latch a door.

If arms are ordered separately, there will be a significant difference in price than if purchased with a closer as a complete assembly. Adders are listed below. Add the list price of the option to the list price of the closer and take standard discounts.

Delayed Action Valve	23.07
Check with factory for pricing and availability of plated products.	POA

Closers with non-standard arms









5100 Series 1-6 Closer, 5106 extra heavy duty arm, plastic cover	ALM	486.72
	BRZ	486.72
	DBZ	486.72
	GOL	486.72
	BLK	486.72
5100 Series 1-6 Closer, 5107 hold open arm, plastic cover	ALM	474.79
	BRZ	474.79
	DBZ	474.79
	GOL	474.79
	BLK	474.79
5100 Series 1-6 Closer, 5108 extra heavy duty hold open arm, plastic cover (left hand)	ALM	470.16
	BRZ	470.16
	DBZ	470.16
	GOL	470.16
	BLK	470.16
5100 Series 1-6 Closer, 5108 extra heavy duty hold open arm, plastic cover (right hand)	ALM	470.16
	BRZ	470.16
	DBZ	470.16
	GOL	470.16
	BLK	470.16
5100 Series 1-6 Closer, 5123 pull side stop arm, plastic cover	ALM	482.29
	DBZ	482.29



Door Controls - 5100 Series









Description	Finish	List	Case Qty.	Box Qty.
5100 Series 1-6 Closer, 5124 pull side hold open stop arm, plastic cover	ALM	508.35		
	DBZ	508.35		
5100 Series 1-6 Closer, 5125 extra heavy duty stop arm, plastic cover	ALM	486.72		
	BRZ	486.72		
	DBZ	486.72		
	GOL	486.72		
	BLK	486.72		
5100 Series 1-6 Closer, 5954 extra heavy duty hold open cushion stop arm, plastic cover	ALM	669.60		
	BRZ	669.60		
	DBZ	669.60		
	GOL	669.60		
	BLK	669.60		
5100 Series 1-6 Closer, 5955 extra heavy cushion stop arm, plastic cover	ALM	608.46		
	BRZ	608.46		
	DBZ	608.46		
	GOL	608.46		
	BLK	608.46		
5100 Series 1-6 Closer, 5961 extra heavy duty hold open stop arm, plastic cover	ALM	549.28		
	BRZ	549.28		
	DBZ	549.28		
	GOL	549.28		
	BLK	549.28		
5100M16ALMOMOX	ALM	492.84	4	1
5100 Series High Security Package				
Package contains:				



Description	Finish	List	Case Qty.	Box Qty.	
Closer, main arm assembly, parallel arm bracket, standard screw pack, SNB screw pack, torx screw pack and painted metal cover.					
5100 Series Door Closers with Track Arms must be ordered as a complete package.					
	5100 Closer w/ Non Hold Open Stop Track Arm	ALM	482.48	10	1
		BRZ	482.48		
		DBZ	482.48		
		GOL	482.48		
		BLK	482.48		
	5100 Closer w/ Hold Open Stop Track Arm	ALM	500.27	10	1
		BRZ	500.27		
		DBZ	500.27		
		GOL	500.27		
		BLK	500.27		
	5100 Closer w/ Double Egress Non Hold Open Stop Track Arm	ALM	520.99	10	1
		BRZ	520.99		
		DBZ	520.99		
		GOL	520.99		
		BLK	520.99		
	5100 Closer w/ Double Egress Hold Open Stop Track Arm	ALM	538.79	10	1
		BRZ	538.79		
		DBZ	538.79		
		GOL	538.79		
		BLK	538.79		
	5101 5100 Series Closer Body Only Adjustable sizes 1-6	ALM	320.26	4	1
		BRZ	320.26		
		DBZ	320.26		
		GOL	320.26		
		BLK	320.26		
	5102 Full Plastic Cover 5100 Series	ALM	22.35	25	1
		BRZ	22.35		
		DBZ	22.35		
		GOL	22.35		
		BLK	22.35		
	5103 Main Arm Assembly 5100 Series	ALM	44.32	8	1
		BRZ	44.32		
		DBZ	44.32		
		GOL	44.32		
		BLK	44.32		
	5104 Standard Screw Pack 5100 Series	ALM	12.51	80	1
		BRZ	12.51		
		DBZ	12.51		
		GOL	12.51		
		BLK	12.51		



Door Controls - 5100 Series



		Description	Finish	List	Case Qty.	Box Qty.
	5106 Extra Heavy Duty Parallel Arm 5100 Series	ALM		121.48	10	1
		BRZ		121.48		
		DBZ		121.48		
		GOL		121.48		
		BLK		121.48		
	5107 Standard Hold Open Arm 5100 Series	ALM		94.50	10	1
		BRZ		94.50		
		DBZ		94.50		
		GOL		94.50		
		BLK		94.50		
	5108 Extra Heavy Duty Hold Open Arm 5100 Series Specify handing when ordering.	ALM		121.48	10	1
		BRZ		121.48		
		DBZ		121.48		
		GOL		121.48		
		BLK		121.48		
	5109 Drop Plate - Regular Arm Mount w/ Screws 5100 Series	ALM		52.14	10	1
		BRZ		52.14		
		DBZ		52.14		
		GOL		52.14		
		BLK		52.14		
	5110 Drop Plate - Parallel Arm Mount w/ Screws 5100 Series	ALM		52.14	10	1
		BRZ		52.14		
		DBZ		52.14		
		GOL		52.14		
		BLK		52.14		
	5111 Heavy Duty Parallel Arm Bracket 5100 Series	ALM		22.35	10	1
		BRZ		22.35		
		DBZ		22.35		
		GOL		22.35		
		BLK		22.35		
	5112 Long Rod and Shoe 5100 Series For door reveals between 3" - 5".	ALM		22.35	10	1
		BRZ		22.35		
		DBZ		22.35		
		GOL		22.35		
		BLK		22.35		
	5113 Blade Stop Spacer	ALM		33.30	15	1
		BRZ		33.30		
		DBZ		33.30		
		GOL		33.30		
		BLK		33.30		



	Description	Finish	List	Case Qty.	Box Qty.
	5114 Drop Plate Low Clearance Top Jamb Mount w/ Screws 5100 Series	ALM	52.14	10	1
		BRZ	52.14		
		DBZ	52.14		
		GOL	52.14		
		BLK	52.14		
	5115 Drop Plate Top Jamb Mount w/ Screws 5100 Series	ALM	52.14	10	1
		BRZ	52.14		
		DBZ	52.14		
		GOL	52.14		
		BLK	52.14		
	5123 Pull Side Stop Arm 5100 Series	ALM	136.86	10	1
		DBZ	136.86		
	5124 Pull Side Hold Open Stop Arm 5100 Series	ALM	162.93	10	1
		DBZ	162.93		
	5125 Extra Heavy Duty Stop Arm 5100 Series Can be combined with 5950, spring cushion kit.	ALM	121.48	10	1
		BRZ	121.48		
		DBZ	121.48		
		GOL	121.48		
		BLK	121.48		
	5909 Parallel Arm Bracket 5100 Series	ALM	11.28	20	1
		BRZ	11.28		
		DBZ	11.28		
		GOL	11.28		
		BLK	11.28		
	5935 2" Extra Clearance Bracket 5100 Series	ALM	29.33	36	6
		BRZ	29.33		
		DBZ	29.33		
		GOL	29.33		
		BLK	29.33		
	5940 SNB Screw Pack, 1-3/4" Door 5100 Series	ALM	12.51	200	1
		BRZ	12.51		
		DBZ	12.51		
		GOL	12.51		
		BLK	12.51		
	5941 SNB Screw Pack, 1-3/8" Door 5100 Series	ALM	12.51	200	1
		BRZ	12.51		
		DBZ	12.51		
		GOL	12.51		
		BLK	12.51		



Door Controls - 5200 Series

	Description	Finish	List	Case Qty.	Box Qty.
	5942 SNB Screw Pack, 2" Door 5100 Series	ALM	12.51	200	1
		BRZ	12.51		
		DBZ	12.51		
		GOL	12.51		
		BLK	12.51		
	5943 SNB Screw Pack, 2-1/4" Door 5100 Series	ALM	12.51	200	1
		BRZ	12.51		
		DBZ	12.51		
		GOL	12.51		
		BLK	12.51		
	5946 Tamper Resistant Torx Screwpack Sex Nuts and Bolts for 1-3/4" (44mm) doors <i>5100 Series Only</i>	ALM	38.46	1000	1
	5950 Spring Cushion Kit 5100/5200/5300 Series	ALM	163.07	10	1
		BRZ	163.07		
		DBZ	163.07		
		GOL	163.07		
		BLK	163.07		
	5954 Extra Heavy Duty Hold-Open Cushion Stop Arm 5100 Series Includes 5961 and 5950.	ALM	340.79	10	1
		BRZ	340.79		
		DBZ	340.79		
		GOL	340.79		
		BLK	340.79		
	5955 Extra Heavy Duty Cushion Stop Arm 5100 Series Includes 5125 and 5950.	ALM	293.28	10	1
		BRZ	293.28		
		DBZ	293.28		
		GOL	293.28		
		BLK	293.28		
	5961 Extra Heavy Duty Hold Open Stop Arm Can be combined with 5950, spring cushion kit.	ALM	242.58	10	1
		BRZ	242.58		
		DBZ	242.58		
		GOL	242.58		
		BLK	242.58		
	5962 5100 Series Plated Metal Cover-Check with factory for availability Painted Metal Cover	US32D	270.73	25	1
		ALM / Painted	189.53		
		DBZ / Painted	189.53		
		BLK / Painted	189.53		




Door Controls - 5200 Series

	Description	Finish	List	Case Qty.	Box Qty.
	2-659-0145 Non Hold Open Stop Track Arm 5100 Series	ALM	117.58	10	1
	2-659-0144 Non Hold Open Stop Track Arm 5100 Series	BRZ	117.58		
	2-659-0143 Non Hold Open Stop Track Arm 5100 Series	DBZ	117.58		
	2-659-0142 Non Hold Open Stop Track Arm 5100 Series	GOL	117.58		
	2-659-0137 Hold Open Stop Track Arm 5100 Series	ALM	135.56	10	1
	2-659-0136 Hold Open Stop Track Arm 5100 Series	BRZ	135.56		
	2-659-0135 Hold Open Stop Track Arm 5100 Series	DBZ	135.56		
	2-659-0134 Hold Open Stop Track Arm 5100 Series	GOL	135.56		
	2-659-0203 Double Egress Non Hold Open Stop Track Arm 5100 Series	ALM	168.67	10	1
	2-659-02034 Double Egress Non Hold Open Stop Track Arm 5100 Series	BRZ	168.67		
	2-659-0205 Double Egress Non Hold Open Stop Track Arm 5100 Series	DBZ	168.67		
	2-659-0206 Double Egress Non Hold Open Stop Track Arm 5100 Series	GOL	168.67		
	2-659-0207 Double Egress Hold Open Stop Track Arm 5100 Series	ALM	193.63	10	1
	2-659-0208 Double Egress Hold Open Stop Track Arm 5100 Series	BRZ	193.63		
	2-659-0209 Double Egress Hold Open Stop Track Arm 5100 Series	DBZ	193.63		
	2-659-0210 Double Egress Hold Open Stop Track Arm 5100 Series	GOL	193.63		



Door Controls - 5200 Series



Description	Finish	List	Case Qty.	Box Qty.
5200 Series Grade 1 Adjustable sizes 1-6	ALM	317.91	6	1
	BRZ	317.91		
	DBZ	317.91		
	GOL	317.91		
	BLK	317.91		
ADA (Barrier Free) Door Closers:				
Any certified BHMA/ANSI A156.4 door closer, regardless of manufacturer, that is installed and adjusted based on ADA or other reduced opening force requirements may not provide sufficient power to reliably close and latch a door.				
For slim line cover, please order with suffix "SL."				
If arms are ordered separately, there will be a significant difference in price than if purchased with a closer as a complete assembly. Adders are listed below. Add the list price of the option to the list price of the closer and take standard discounts.				
Delayed Action Valve		23.07		
Check with factory for pricing and availability of plated products.		POA		
Closers with non-standard arms				
5200 Series 1-6 Closer, 5203 tri-pack arm, slim line plastic cover	ALM	317.91		
	BRZ	317.91		
	DBZ	317.91		
	GOL	317.91		
	BLK	317.91		
5200 Series 1-6 Closer, 5910 hold open arm, plastic cover	ALM	369.73		
	BRZ	369.73		
	DBZ	369.73		
	GOL	369.73		
	BLK	369.73		
5200 Series 1-6 Closer, 5906 extra heavy duty hold open stop arm, plastic cover	ALM	445.40		
	BRZ	445.40		
	DBZ	445.40		
	GOL	445.40		
	BLK	445.40		
5200 Series 1-6 Closer, 5907 extra heavy duty stop arm, plastic cover	ALM	381.85		
	BRZ	381.85		
	DBZ	381.85		
	GOL	381.85		
	BLK	381.85		
5200 Series 1-6 Closer, 5911 extra heavy duty arm, plastic cover	ALM	402.84		
	BRZ	402.84		
	DBZ	402.84		
	GOL	402.84		
	BLK	402.84		
5200 Series 1-6 Closer, 5912 extra heavy duty hold open arm, plastic cover (left hand)	ALM	365.04		
	BRZ	365.04		
	DBZ	365.04		
	GOL	365.04		
	BLK	365.04		



Door Controls - 5200 Series

Description	Finish	List	Case Qty.	Box Qty.
5200 Series 1-6 Closer, 5912 extra heavy duty hold open arm, plastic cover (right hand)	ALM	365.04		
	BRZ	365.04		
	DBZ	365.04		
	GOL	365.04		
	BLK	365.04		
5200 Series 1-6 Closer, 5926 pull side stop arm, plastic cover	ALM	378.01		
	DBZ	378.01		
5200 Series 1-6 Closer, 5927 pull side hold open stop arm, plastic cover	ALM	404.08		
	DBZ	404.08		
5200 Series 1-6 Closer, 5956 extra heavy duty hold open cushion stop arm, plastic cover	ALM	566.95		
	BRZ	566.95		
	DBZ	566.95		
	GOL	566.95		
	BLK	566.95		
5200 Series 1-6 Closer, 5957 extra heavy duty cushion stop arm, plastic cover	ALM	514.41		
	BRZ	514.41		
	DBZ	514.41		
	GOL	514.41		
	BLK	514.41		
5200 Closer w/ Non Hold Open Stop Track Arm	ALM	378.72	10	1
	BRZ	378.72		
	DBZ	378.72		
	GOL	378.72		
	BLK	378.72		
5200 Closer w/ Hold Open Stop Track Arm	ALM	396.78	10	1
	BRZ	396.78		
	DBZ	396.78		
	GOL	396.78		
	BLK	396.78		
5200 Closer w/ Double Egress Non Hold Open Stop Track Arm	ALM	435.82	10	1
	BRZ	435.82		
	DBZ	435.82		
	GOL	435.82		
5200 Closer w/ Double Egress Hold Open Stop Track Arm	ALM	417.76	10	1
	BRZ	417.76		
	DBZ	417.76		



Door Controls - 5200 Series

Description	Finish	List	Case Qty.	Box Qty.
5200 Series Door Closers with Track Arms must be ordered as a complete package.				
 5200 Closer w/ Non Hold Open Stop Track Arm	ALM	284.83	10	1
	BRZ	284.83		
	DBZ	284.83		
	GOL	284.83		
5200 Closer w/ Hold Open Stop Track Arm	ALM	298.38	10	1
	BRZ	298.38		
	DBZ	298.38		
	GOL	298.38		
 5200 Closer w/ Double Egress Non Hold Open Stop Track Arm	ALM	327.73	10	1
	BRZ	327.73		
	DBZ	327.73		
	GOL	327.73		
5200 Closer w/ Double Egress Hold Open Stop Track Arm	ALM	314.18	10	1
	BRZ	314.18		
	DBZ	314.18		
	GOL	314.18		
 5201 5200 Series Closer Body Only Adjustable sizes 1-6	ALM	224.32	6	1
	BRZ	224.32		
	DBZ	224.32		
	GOL	224.32		
	BLK	224.32		
 5202 Full Plastic Cover 5200 Series	ALM	22.35	25	1
	BRZ	22.35		
	DBZ	22.35		
	GOL	22.35		
	BLK	22.35		
 5203 Main Arm Assembly 5200 Series	ALM	44.32	8	1
	BRZ	44.32		
	DBZ	44.32		
	GOL	44.32		
	BLK	44.32		
 5204 Standard Screw Pack 5200 Series	ALM	12.90	80	1
	BRZ	12.90		
	DBZ	12.90		
	GOL	12.90		
	BLK	12.90		






	Description	Finish	List	Case Qty.	Box Qty.
	5900 Parallel Arm Bracket 5200/5300/5400 Series	ALM	11.28	120	1
		BRZ	11.28		
		DBZ	11.28		
		GOL	11.28		
		BLK	11.28		
	5902 SNB Screw Pack, 1-3/4" Door 5200/5300/5400 Series	ALM	12.90	200	1
		BRZ	12.90		
		DBZ	12.90		
		GOL	12.90		
		BLK	12.90		
	5903 SNB Screw Pack, 1-3/8" Door 5200/5300/5400 Series	ALM	12.90	200	1
		BRZ	12.90		
		DBZ	12.90		
		GOL	12.90		
		BLK	12.90		
	5904 SNB Screw Pack, 2" Door 5200/5300/5400 Series	ALM	12.90	200	1
		BRZ	12.90		
		DBZ	12.90		
		GOL	12.90		
		BLK	12.90		
	5905 SNB Screw Pack, 2-1/4" Door 5200/5300/5400 Series	ALM	12.90	200	1
		BRZ	12.90		
		DBZ	12.90		
		GOL	12.90		
		BLK	12.90		
	5906 Extra Heavy Duty Hold Open Stop Arm 5200/5300 Series Can be combined with 5950, spring cushion kit.	ALM	242.58	10	1
		BRZ	242.58		
		DBZ	242.58		
		GOL	242.58		
		BLK	242.58		
	5907 Extra Heavy Duty Stop Arm 5200/5300 Series Can be combined with 5950, spring cushion kit.	ALM	121.48	10	1
		BRZ	121.48		
		DBZ	121.48		
		GOL	121.48		
		BLK	121.48		
	5908 Long Rod and Shoe 5200/5300 Series	ALM	22.35	25	1
		BRZ	22.35		
		DBZ	22.35		
		GOL	22.35		
		BLK	22.35		



Door Controls - 5300 Series

	Description	Finish	List	Case Qty.	Box Qty.
	5910 Standard Hold Open Arm 5200/5300 Series If ordered separately 5914, Rev 1 needed for parallel mount	ALM	97.23	10	1
		BRZ	97.23		
		DBZ	97.23		
		GOL	97.23		
		BLK	97.23		
	5911 Extra Heavy Duty Arm 5200/5300 Series	ALM	121.48	10	1
		BRZ	121.48		
		DBZ	121.48		
		GOL	121.48		
		BLK	121.48		
	5912 Extra Heavy Duty Hold Open Arm 5200/5300 Series Specify handing when ordering.	ALM	121.48	10	1
		BRZ	121.48		
		DBZ	121.48		
		GOL	121.48		
		BLK	121.48		
	5913 Blade Stop Spacer 5200/5300/5400 Series	ALM	34.28	15	1
		BRZ	34.28		
		DBZ	34.28		
		GOL	34.28		
		BLK	34.28		
	5914 Hold Open Arm Bracket 5200/5300 Series For standard hold-open arm.	ALM	22.35	60	1
		BRZ	22.35		
		DBZ	22.35		
		GOL	22.35		
		BLK	22.35		
	5918 Drop Plate - Top Jamb Narrow Top Rail w/ Mounting Screws 5200 Series For use with slim line or no cover.	ALM	52.14	10	1
		BRZ	52.14		
		DBZ	52.14		
		GOL	52.14		
		BLK	52.14		
	5919 Pinion Cap 5200 Series	ALM	2.48	20	1
		BRZ	2.48		
		DBZ	2.48		
		GOL	2.48		
		BLK	2.48		
	5920 Slim Line Plastic Cover 5200 Series	ALM	22.35	18	1
		BRZ	22.35		
		DBZ	22.35		
		GOL	22.35		
		BLK	22.35		

Door Controls - 5300 Series

Description	Finish	List	Case Qty.	Box Qty.
 5921 Drop Plate Narrow Top Rail w/ Mounting Screws 5200 Series For use with full cover.	ALM	52.14	10	1
	BRZ	52.14		
	DBZ	52.14		
	GOL	52.14		
	BLK	52.14		
 5922 Drop Plate - Top Jamb Parallel Arm with Mounting Screws 5200 Series For use with slim line or no cover.	ALM	52.14	10	1
	BRZ	52.14		
	DBZ	52.14		
	GOL	52.14		
	BLK	52.14		
 5923 Drop Plate Parallel Arm with Mounting Screws 5200 Series For use with full cover.	ALM	52.14	10	1
	BRZ	52.14		
	DBZ	52.14		
	GOL	52.14		
	BLK	52.14		
 5926 Pull Side Stop Arm 5200/5300 Series	ALM	136.86	10	1
	DBZ	136.86		
	BLK	136.86		
 5927 Pull Side Hold Open Stop Arm 5200/5300 Series	ALM	162.93	10	1
	DBZ	162.93		
	BLK	162.93		
 5932 Plated Metal Cover- Check with factory for availability 5200 Series	US3	220.55	25	1
	ALM (Painted)	220.55		
	BLK (Painted)	220.55		
 5936 Extra Clearance Bracket 5200/5300 Series	ALM	29.33	48	8
	BRZ	29.33		
	DBZ	29.33		
	GOL	29.33		
	BLK	29.33		
 5950 Spring Cushion Kit 5100/5200/5300 Series	ALM	163.07	10	1
	BRZ	163.07		
	DBZ	163.07		
	GOL	163.07		
	BLK	163.07		
 5111 Extra Heavy Duty Parallel Arm Bracket 5200 Series	ALM	22.35	10	1
	BRZ	22.35		
	DBZ	22.35		
	GOL	22.35		
	BLK	22.35		



Door Controls - 5300 Series

	Description	Finish	List	Case Qty.	Box Qty.	
	5956 Extra Heavy Duty Hold Open Cushion Stop Arm 5200/5300 Series Includes 5906 and 5950.	ALM	340.79	10	1	
		BRZ	340.79			
		DBZ	340.79			
		GOL	340.79			
		BLK	340.79			
	5957 Extra Heavy Duty Cushion Stop Arm 5200/5300 Series Includes 5907 and 5950.	ALM	293.28	10	1	
		BRZ	293.28			
		DBZ	293.28			
		GOL	293.28			
		BLK	293.28			
	2-659-0141 Non Hold Open Stop Track Arm 5200/5300 Series	ALM	117.58	10	1	
		2-659-0140 Non Hold Open Stop Track Arm 5200/5300 Series	BRZ	117.58		
		2-659-0139 Non Hold Open Stop Track Arm 5200/5300 Series	DBZ	117.58		
		2-659-0138 Non Hold Open Stop Track Arm 5200/5300 Series	GOL	117.58		
			2-659-0350 Hold Open Stop Track Arm 5200/5300 Series	ALM	135.56	10
2-659-0351 Hold Open Stop Track Arm 5200/5300 Series	BRZ			135.56		
2-659-0352 Hold Open Stop Track Arm 5200/5300 Series	DBZ			135.56		
2-659-0353 Hold Open Stop Track Arm 5200/5300 Series	GOL			135.56		





Description	Finish	List	Case Qty.	Box Qty.
2-659-0211 Double Egress Non Hold Open Stop Track Arm 5200 Series	ALM	168.67	10	1
2-659-0212 Double Egress Non Hold Open Stop Track Arm 5200 Series	BRZ	168.67		
2-659-0213 Double Egress Non Hold Open Stop Track Arm 5200 Series	DBZ	168.67		
2-659-0214 Double Egress Non Hold Open Stop Track Arm 5200 Series	GOL	168.67		
<hr/>				
2-659-0215 Double Egress Hold Open Stop Track Arm 5200 Series	ALM	193.63	10	1
2-659-0216 Double Egress Hold Open Stop Track Arm 5200 Series	BRZ	193.63		
2-659-0217 Double Egress Hold Open Stop Track Arm 5200 Series	DBZ	193.63		
2-659-0218 Double Egress Hold Open Stop Track Arm 5200 Series	GOL	193.63		



Track arms only available in painted finishes shown



Door Controls - 5300 Series



Description	Finish	List	Case Qty.	Box Qty.
5300 Series Grade 1 Adjustable sizes 1-6	ALM	254.05	6	1
	BRZ	254.05		
	DBZ	254.05		
	GOL	254.05		
	BLK	254.05		

ADA (Barrier Free) Door Closers:

Any certified BHMA/ANSI A156.4 door closer, regardless of manufacturer, that is installed and adjusted based on ADA or other reduced opening force requirements may not provide sufficient power to reliably close and latch a door.

If arms are ordered separately, there will be a significant difference in price than if purchased with a closer as a complete assembly.

Adders are listed below. Add the list price of the option to the list price of the closer and take standard discounts.

Delayed Action Valve 23.07

Check with factory for pricing and availability of plated products. POA

Closers with non-standard arms

5300 Series 1-6 Closer, 5910 hold open arm, plastic cover	ALM	304.36		
	BRZ	304.36		
	DBZ	304.36		
	GOL	304.36		
	BLK	304.36		
5300 Series 1-6 Closer, 5906 extra heavy duty hold open stop arm, plastic cover	ALM	377.81		
	BRZ	377.81		
	DBZ	377.81		
	GOL	377.81		
	BLK	377.81		
5300 Series 1-6 Closer, 5907 extra heavy duty stop arm, plastic cove	ALM	316.03		
	BRZ	316.03		
	DBZ	316.03		
	GOL	316.03		
	BLK	316.03		
5300 Series 1-6 Closer, 5911 extra heavy duty arm, plastic cover	ALM	316.03		
	BRZ	316.03		
	DBZ	316.03		
	GOL	316.03		
	BLK	316.03		
5300 Series 1-6 Closer, 5912 extra heavy duty hold open arm, plastic cover (left hand)	ALM	298.76		
	BRZ	298.76		
	DBZ	298.76		
	GOL	298.76		
	BLK	298.76		




Door Controls - 5300 Series

Description	Finish	List	Case Qty.	Box Qty.
5300 Series 1-6 Closer, 5912 extra heavy duty hold open arm, plastic cover (right hand)	ALM	298.76		
	BRZ	298.76		
	DBZ	298.76		
	GOL	298.76		
	BLK	298.76		
5300 Series 1-6 Closer, 5926 pull side stop arm, plastic cover	ALM	312.83		
	DBZ	312.83		
5300 Series 1-6 Closer, 5927 pull side hold open stop arm, plastic cover	ALM	338.90		
	DBZ	338.90		
5300 Series 1-6 Closer, 5956 extra heavy duty hold open cushion stop arm, plastic cover	ALM	496.30		
	BRZ	496.30		
	DBZ	496.30		
	GOL	496.30		
	BLK	496.30		
5300 Series 1-6 Closer, 5957 extra heavy duty cushion stop arm, plastic cover	ALM	442.53		
	BRZ	442.53		
	DBZ	442.53		
	GOL	442.53		
	BLK	442.53		
5300 Closer w/ Non Hold Open Stop Track Arm	ALM	313.61	10	1
	BRZ	313.61		
	DBZ	313.61		
	GOL	313.61		
	BLK	313.61		
5300 Closer w/ Hold Open Stop Track Arm	ALM	329.65	10	1
	BRZ	329.65		
	DBZ	329.65		
	GOL	329.65		
	BLK	329.65		



Door Controls - 5300 Series

	Description	Finish	List	Case Qty.	Box Qty.
	5301 Closer Body Only Adjustable sizes 1-6	ALM	163.46	6	1
		BRZ	163.46		
		DBZ	163.46		
		GOL	163.46		
		BLK	163.46		
	5302 Full Plastic Cover 5300 Series	ALM	22.35	25	1
		BRZ	22.35		
		DBZ	22.35		
		GOL	22.35		
		BLK	22.35		
	5303 Main Arm Assembly 5300 Series	ALM	44.32	8	1
		BRZ	44.32		
		DBZ	44.32		
		GOL	44.32		
		BLK	44.32		
	5304 Standard Screw Pack 5300 Series	ALM	12.90	80	1
		BRZ	12.90		
		DBZ	12.90		
		GOL	12.90		
		BLK	12.90		
	5900 Parallel Arm Bracket 5200/5300/5400 Series	ALM	11.28	120	1
		BRZ	11.28		
		DBZ	11.28		
		GOL	11.28		
		BLK	11.28		
	5901 Pinion Cap 5300/5400 Series	ALM	2.55	200	1
		BRZ	2.55		
		DBZ	2.55		
		GOL	2.55		
		BLK	2.55		
	5902 SNB Screw Pack, 1-3/4" Door 5200/5300/5400 Series	ALM	12.90	200	1
		BRZ	12.90		
		DBZ	12.90		
		GOL	12.90		
		BLK	12.90		
	5903 SNB Screw Pack, 1-3/8" Door 5200/5300/5400 Series	ALM	12.90	200	1
		BRZ	12.90		
		DBZ	12.90		
		GOL	12.90		
		BLK	12.90		



Description	Finish	List	Case Qty.	Box Qty.
 <p>5904 SNB Screw Pack, 2" Door 5200/5300/5400 Series</p>	ALM	12.90	200	1
	BRZ	12.90		
	DBZ	12.90		
	GOL	12.90		
	BLK	12.90		
 <p>5905 SNB Screw Pack, 2-1/4" Door 5200/5300/5400 Series</p>	ALM	12.90	200	1
	BRZ	12.90		
	DBZ	12.90		
	GOL	12.90		
	BLK	12.90		
 <p>5906 Extra Heavy Duty Hold Open Stop Arm 5200/5300 Series Can be combined with 5950, spring cushion kit.</p>	ALM	242.58	10	1
	BRZ	242.58		
	DBZ	242.58		
	GOL	242.58		
	BLK	242.58		
 <p>5907 Extra Heavy Duty Stop Arm 5200/5300 Series Can be combined with 5950, spring cushion kit.</p>	ALM	121.48	10	1
	BRZ	121.48		
	DBZ	121.48		
	GOL	121.48		
	BLK	121.48		
 <p>5908 Long Rod and Shoe 5200/5300 Series</p>	ALM	22.35	25	1
	BRZ	22.35		
	DBZ	22.35		
	GOL	22.35		
	BLK	22.35		
 <p>5910 Standard Hold Open Arm 5200/5300 Series If ordered separately 5914, Rev 1 needed for parallel mount</p>	ALM	97.23	10	1
	BRZ	97.23		
	DBZ	97.23		
	GOL	97.23		
	BLK	97.23		
 <p>5911 Heavy Duty Arm 5200/5300 Series</p>	ALM	121.48	10	1
	BRZ	121.48		
	DBZ	121.48		
	GOL	121.48		
	BLK	121.48		
 <p>5912 Extra Heavy Duty Hold Open Arm 5200/5300 Series Specify handing when ordering.</p>	ALM	121.48	10	1
	BRZ	121.48		
	DBZ	121.48		
	GOL	121.48		
	BLK	121.48		



Door Controls - 5300 Series

	Description	Finish	List	Case Qty.	Box Qty.
	5913 Blade Stop Spacer 5200/5300/5400 Series	ALM	34.28	15	1
		BRZ	34.28		
		DBZ	34.28		
		GOL	34.28		
		BLK	34.28		
	5914 Hold Open Parallel Arm Bracket 5200/5300 Series For standard hold-open arm.	ALM	22.35	60	1
		BRZ	22.35		
		DBZ	22.35		
		GOL	22.35		
		BLK	22.35		
	5915 Drop Plate - OH Holder Narrow Rail w/ Mounting Screws 5300 Series For use with full cover.	ALM	52.14	10	1
		BRZ	52.14		
		DBZ	52.14		
		GOL	52.14		
		BLK	52.14		
	5916 Drop Plate - Narrow Rail Parallel Arm Cover w/ Mounting Screws 5300 Series For use with full cover.	ALM	42.30	10	1
		BRZ	42.30		
		DBZ	42.30		
		GOL	42.30		
		BLK	42.30		
	5917 Drop Plate - Low Clearance Overhead Holder w/ Mounting Screws 5300 Series For use with no cover.	ALM	42.30	10	1
		BRZ	42.30		
		DBZ	42.30		
		GOL	42.30		
		BLK	42.30		
	5926 Pull Side Stop Arm 5200/5300 Series	ALM	136.86	10	1
		DBZ	136.86		
		BLK	136.86		
	5927 Pull Side Hold Open Stop Arm 5200/5300 Series	ALM	162.93	10	1
		DBZ	162.93		
		BLK	162.93		
	5936 Extra Clearance Bracket 5200/5300 Series	ALM	29.33	48	1
		BRZ	29.33		
		DBZ	29.33		
		GOL	29.33		
		BLK	29.33		
	5950 Spring Cushion Kit (sold separately) 5100/5200/5300 Series	ALM	163.07	10	1
		BRZ	163.07		
		DBZ	163.07		
		GOL	163.07		













	Description	Finish	List	Stock No.	Case Qty.	Box Qty.
	5111 Extra Heavy Duty Parallel Arm Bracket 5300 Series	ALM		22.35	10	1
		BRZ		22.35		
		DBZ		22.35		
		GOL		22.35		
		BLK		22.35		
	5956 Extra Heavy Duty Hold Open Cushion Stop Arm 5200/5300 Series Includes 5906 and 5950.	ALM		340.79	10	1
		BRZ		340.79		
		DBZ		340.79		
		GOL		340.79		
		BLK		340.79		
	5957 Extra Heavy Duty Cushion Stop Arm 5200/5300 Series Includes 5907 and 5950.	ALM		293.28	10	1
		BRZ		293.28		
		DBZ		293.28		
		GOL		293.28		
		BLK		293.28		
	2-659-0141 Non Hold Open Stop Track Arm 5200/5300 Series	ALM		117.58	10	1
		BRZ		117.58		
		DBZ		117.58		
		GOL		117.58		
		BLK		117.58		
	2-659-0350 Hold Open Stop Track Arm 5200/5300 Series	ALM		135.56	10	1
		BRZ		135.56		
		DBZ		135.56		
		GOL		135.56		
		BLK		135.56		
	2-659-0351 Hold Open Stop Track Arm 5200/5300 Series	ALM		135.56	10	1
		BRZ		135.56		
		DBZ		135.56		
		GOL		135.56		
		BLK		135.56		
	2-659-0352 Hold Open Stop Track Arm 5200/5300 Series	ALM		135.56	10	1
		BRZ		135.56		
		DBZ		135.56		
		GOL		135.56		
		BLK		135.56		
	2-659-0353 Hold Open Stop Track Arm 5200/5300 Series	ALM		135.56	10	1
		BRZ		135.56		
		DBZ		135.56		
		GOL		135.56		
		BLK		135.56		





Track arms only available in painted finishes shown



Door Controls - 5400 Series

	Description	Finish	List	Case Qty.	Box Qty.
	5400 Series	ALM	165.79	6	1
	Grade 2	DBZ	165.79		
	Size 2 - 5	BLK	165.79		
5400 Series Adders:			22.74		
Optional backcheck available (add to list price)					
	5401	ALM	127.54	6	1
	5400 Series Closer Body Only	DBZ	127.54		
	Size 2 - 5	BLK	127.54		
	5402	ALM	23.63		
	Plastic Cover	DBZ	23.63		
	5400 Series	BLK	23.63		
	5403	ALM	41.83	8	1
	Main Arm Assembly	DBZ	41.83		
	5400 Series	BLK	41.83		
	5404	ALM	12.96	80	1
	Standard Screw Pack	DBZ	12.96		
	5400 Series	BLK	12.96		
	5900	ALM	11.28	120	1
	Parallel Arm Bracket	DBZ	11.28		
	5200/5300/5400 Series	BLK	11.28		
	5924	ALM	2.55	200	1
	Pinion Cap	DBZ	2.55		
	5400 Series	BLK	2.55		
	5902	ALM	12.80	200	1
	SNB Screw Pack, 1-3/4" Door	DBZ	12.80		
	5200/5300/5400 Series	BLK	12.80		
	5903	ALM	12.80	200	1
	SNB Screw Pack, 1-3/8" Door	DBZ	12.80		
	5200/5300/5400 Series	BLK	12.80		
	5904	ALM	12.80	200	1
	SNB Screw Pack, 2" Door	DBZ	12.80		
	5200/5300/5400 Series	BLK	12.80		
	5905	ALM	12.80	200	1
	SNB Screw Pack, 2-1/4" Door	DBZ	12.80		
	5200/5300/5400 Series	BLK	12.80		
	5913	ALM	34.28	15	1
	Blade Stop Spacer	DBZ	34.28		
	5200/5300/5400 Series	BLK	34.28		

Door Controls - Electromagnetic Holders

	Description	Voltage	Finish	List	Case Qty.	Box Qty.
	380F Electromagnetic Door Holder Flush Mount	12 & 24	US3	321.67	25	1
			L2	321.67		
			LS	321.67		
		24 & 120	US3	321.67		
			L2	321.67		
			LS	321.67		
		24 & 220	US3	321.67		
			L2	321.67		
			LS	321.67		
	380G Electromagnetic Door Holder Floor Mount (Single Door)	12 & 24	US3	486.54	18	1
			L2	486.54		
			LS	486.54		
		24 & 120	US3	486.54		
			L2	486.54		
			LS	486.54		
		24 & 220	US3	486.54		
			L2	486.54		
			LS	486.54		
	380H Electromagnetic Door Holder Floor Mount (Double Door)	12 & 24	US3	569.02	6	1
			L2	569.02		
			LS	569.02		
		24 & 120	US3	569.02		
			L2	569.02		
			LS	569.02		
		24 & 220	US3	569.02		
			L2	569.02		
			LS	569.02		
	380R Electromagnetic Door Holder Recessed Mount	12 & 24	US3	321.67	25	1
			L2	321.67		
			LS	321.67		
		24 & 120	US3	321.67		
			L2	321.67		
			LS	321.67		
		24 & 220	US3	321.67		
			L2	321.67		
			LS	321.67		



Door Controls - Electromagnetic Holders

	Description	Voltage	Finish	List	Case Qty.	Box Qty..
	380S Electromagnetic Door Holder Surface Mount	12 & 24	US3	354.60	25	1
			L2	354.60		
			LS	354.60		
		24 & 120	US3	354.60		
			L2	354.60		
			LS	354.60		
		24 & 220	US3	354.60		
			L2	354.60		
			LS	354.60		
	381A Adjustable Extension Rods	1-1/2"	US3	26.56	25	1
			L2	26.56		
			LS	26.56		
		2"	US3	28.11		
			L2	28.11		
			LS	28.11		
		4"	US3	31.32		
			L2	31.32		
			LS	31.32		
	381B Surface Back Box	4"	US3	49.48	50	1
			L2	49.48		
			LS	49.48		
	381C Catch Disc	2"	US3	33.11	25	1
			L2	33.11		
			LS	33.11		
	381E Extension Rods	1/2"	US3	21.56	25	1
			L2	21.56		
			LS	21.56		
		1"	US3	23.22		
			L2	23.22		
			LS	23.22		
		1-1/2"	US3	24.84		
			L2	24.84		
			LS	24.84		
		2"	US3	26.56		
			L2	26.56		
			LS	26.56		
		3"	US3	28.11		
			L2	28.11		
			LS	28.11		
4"	US3	29.71				
	L2	29.71				
	LS	29.71				
	381H Hardware Package	-	-	28.11	25	1



Door Controls - Electromagnetic Holders



	Finish	List	Case Qty.	Box Qty..
381S	US3	82.47	50	1
Catch Plate Assembly	L2	82.47		
	LS	82.47		



381W	-	6.61	25	1
Extension Wrenches (2 pcs.)				



Door Controls - Overhead Door Holders and Stops



Description	Material	Finish	List	Stock No.	Case Qty.	Box Qty.
6015 Series						
Medium Duty Surface Mount						
Grade 2						
Friction	Stainless steel	US32D/630	210.23	140725	6	1
Size 1		US10B/640	210.23	140826		
18" - 33" Frame Opening		ALM/powder coated	154.25	140886		
Friction	Stainless steel	US32D/630	210.23	140726	6	1
Size 2		US10B/640	210.23	140827		
33" - 51" Frame Opening		ALM/powder coated	154.25	140887		

6015 Series
Medium Duty Concealed Mount
Grade 2

Friction	Stainless steel	US32D/630	210.23	140731	6	1
Size 1		US10B/640	210.23	140832		
18" - 33" Frame Opening		ALM/powder coated	154.25	140892		
Friction	Stainless steel	US32D/630	210.23	140732	6	1
Size 2		US10B/640	210.23	140833		
33" - 51" Frame Opening		ALM/powder coated	154.25	140893		



6016 Series
Medium Duty Surface Mount
Grade 2

Stop ONLY	Stainless steel	US32D/630	210.23	140720	6	1
Size 1		US10B/640	210.23	140822		
18" - 33" Frame Opening		ALM/powder coated	154.25	140882		
Stop ONLY	Stainless steel	US32D/630	210.23	140721	6	1
Size 2		US10B/640	210.23	140823		
33" - 51" Frame Opening		ALM/powder coated	154.25	140883		



6016 Series
Medium Duty Concealed Mount
Grade 2



Stop ONLY	Stainless steel	US32D/630	210.23	140727	6	1
Size 1		US10B/640	210.23	140828		
18" - 33" Frame Opening		ALM/powder coated	154.25	140888		
Stop ONLY	Stainless steel	US32D/630	210.23	140728	6	1
Size 2		US10B/640	210.23	140829		
33" - 51" Frame Opening		ALM/powder coated	154.25	140889		







Door Controls - Overhead Door Holders and Stops



Description	Material	Finish	List	Stock No.	Case Qty.	Box Qty.
6017 Series						
Medium Duty Surface Mount						
Grade 2						
Hold Open	Stainless steel	US32D/630	210.23	140722	6	1
Size 1		US10B/640	210.23	140824		
18" - 33" Frame Opening		ALM/powder coated	154.25	140884		
Hold Open	Stainless steel	US32D/630	210.23	140723	6	1
Size 2	Steel	US10B/640	210.23	140825		
33" - 51" Frame Opening		ALM/powder coated	154.25	140885		
6017 Series						
Medium Duty Concealed Mount						
Grade 2						
Hold Open	Stainless steel	US32D/630	210.23	140729	6	1
Size 1		US10B/640	210.23	140830		
18" - 33" Frame Opening		ALM/powder coated	154.25	140890		
Hold Open	Stainless steel	US32D/630	210.23	140730	6	1
Size 2		US10B/640	210.23	140831		
33" - 51" Frame Opening		ALM/powder coated	154.25	140891		
6000 Series Accessories						
Surface Mounted End Cap and Spring	2-659-0101	US26D	16.93	141691		
Replacement Kit	2-659-0102	US10B	16.93	141692		
	2-659-0103	US3	16.93	141697		
6000 Series Accessories						
Concealed Mounted End Cap and Spring	2-659-0104	-	16.93	141695		
Replacement Kit						
6000 Series Accessories						
Hold Open Replacement Kit	2-659-0105	-	25.32	141696		
6000 Series Accessories						
Friction Replacement Kit	2-659-0106	-	25.32	141697		



Door Controls - Overhead Door Holders and Stops

	Description	Material	Finish	List	Stock No.	Case Qty.	Box Qty.
	6000 Series Screwpacks Standard screwpack includes machine screws, wood screws, sex nuts & bolts for 1-3/4" doors, arm set screws, Allen wrench, for both concealed and surface mounted	2-659-0098	US26D	12.73	141688		
		2-659-0099	US10B	12.73	141689		
	6000 Series Screwpacks SNB screwpack includes sex nuts and bolts for 1-3/8" doors	2-659-0107	US26D	9.94	141698		
		2-659-0108	US10B	9.94	141699		
	6000 Series Screwpacks SNB screwpack includes sex nuts and bolts for 2" doors	2-659-0110	US26D	9.94	141701		
		2-659-0111	US10B	9.94	141702		
	6000 Series Screwpacks SNB screwpack includes sex nuts and bolts for 2-1/4" doors	2-659-0113	US26D	9.94	141704		
		2-659-0114	US10B	9.94	141705		



Door Controls - Overhead Door Holders and Stops



Description	Material	Finish	List	Stock No.	Case Qty.	Box Qty.
7015 Series						
Heavy Duty Surface Mount						
Grade 1						
Friction	Stainless steel	US32D/630	399.44	140712	6	1
Size 1		US10B/640	399.44	140814		
23" - 39" Frame Opening						
Friction	Stainless steel	US32D/630	399.44	140713	6	1
Size 2		US10B/640	399.44	140815		
39" - 54" Frame Opening						
7015 Series						
Heavy Duty Concealed Mount						
Grade 1						
Friction	Stainless steel	US32D/630	324.16	010510	10	1
Size 3		US10B/640	305.29	010532		
27" < 30" Frame Opening						
Friction	Stainless steel	US32D/630	337.75	010412	10	1
Size 4		US10B/640	287.98	010511		
30" < 36" Frame Opening						
Friction	Stainless steel	US32D/630	365.42	010513	10	1
Size 5		US10B/640	313.07	010512		
36" < 40" Frame Opening						
Friction	Stainless steel	US32D/630	396.09	010507	10	1
Size 6		US10B/640	328.38	010514		
40" < 44" Frame Opening						
Friction	Stainless steel	US32D/630	411.83	010503	10	1
Size 7		US10B/640	340.32	010508		
44" < 52" Frame Opening						



Door Controls - Overhead Door Holders and Stops



Description	Material	Finish	List	Stock No.	Case Qty.	Box Qty.
7016 Series Heavy Duty Surface Mount Grade 1						
Stop ONLY Size 1 24" - 40" Frame Opening	Stainless steel	US32D/630	399.44	140680	6	1
		US10B/640	399.44	140805		
Stop ONLY Size 2 40" - 55" Frame Opening	Stainless steel	US32D/630	399.44	140701	6	1
		US10B/640	399.44	140807		
7016 Series Heavy Duty Concealed Mount Grade 1						
Stop ONLY Size 3 27" < 30" Frame Opening	Stainless steel	US32D/630	300.71	010488	10	1
		US10B/640	252.65	010491		
Stop ONLY Size 4 30" < 36" Frame Opening	Stainless steel	US32D/630	314.36	010481	10	1
		US10B/640	264.51	010483		
Stop ONLY Size 5 36" < 40" Frame Opening	Stainless steel	US32D/630	342.04	010476	10	1
		US10B/640	289.69	010475		
Stop ONLY Size 6 40" < 44" Frame Opening	Stainless steel	US32D/630	372.64	010469	10	1
		US10B/640	304.99	010472		
Stop ONLY Size 7 44" < 52" Frame Opening	Stainless steel	US32D/630	388.45	010465	10	1
		US10B/640	316.94	010470		

Door Controls - Overhead Door Holders and Stops



Description	Material	Finish	Year List	Stock No.	Case Qty.	Box Qty.
7017 Series						
Heavy Duty Surface Mount						
Grade 1						
Hold Open	Stainless steel	US32D/630	399.44	140710	6	1
Size 1		US10B/640	399.44	140810		
24" - 40" Frame Opening						
Hold Open	Stainless steel	US32D/630	399.44	140711	6	1
Size 2		Steel				
41" - 55" Frame Opening						
<hr/>						
7017 Series						
Heavy Duty Concealed Mount						
Grade 1						
Hold Open	Stainless steel	US32D/630	341.61	010448	10	1
Size 3		US10B/640	293.90	010460		
27" < 30" Frame Opening						
Hold Open	Stainless steel	US32D/630	355.63	010443	10	1
Size 4		US10B/640	305.43	010442		
30" < 36" Frame Opening						
Hold Open	Stainless steel	US32D/630	382.87	010432	10	1
Size 5		US10B/640	330.52	010439		
36" < 40" Frame Opening						
Hold Open	Stainless steel	US32D/630	413.97	010428	10	1
Size 6		US10B/640	345.82	010427		
40" < 44" Frame Opening						
Hold Open	Stainless steel	US32D/630	429.71	010421	10	1
Size 7		US10B/640	358.20	010420		
44" < 52" Frame Opening						



Door Controls - Overhead Door Holders and Stops

	Description	Material	Finish	Year List	Stock No.	Case Qty.	Box Qty.
	7000 Series Accessories	2-659-0119	US26D	23.17	141711		
	Surface Mounted End Cap and Spring Replacement Kit	2-659-0120	US10B	23.17	141712		
	7000 Series Accessories	2-659-0122	-	23.17	141714		
	Concealed Mounted End Cap and Spring Replacement Kit						
	7000 Series Accessories	2-659-0123	-	28.05	141715		
	Hold Open Replacement Kit						
	7000 Series Accessories	2-659-0124	-	28.05	141716		
	Friction Replacement Kit						
	7000 Series Screwpacks	2-659-0116	US26D	19.33	141707		
	Standard screwpack includes machine screws, wood screws, sex nuts & bolts for 1-3/4" doors, arm set screws, Allen wrench, for both concealed and surface mounted	2-659-0117	US10B	19.33	141708		
	7000 Series Screwpacks	2-659-0125	US26D	14.02	141717		
	SNB screwpack includes sex nuts and bolts for 1-3/8" doors	2-659-0126	US10B	14.02	141718		
	7000 Series Screwpacks	2-659-0128	US26D	14.02	141720		
	SNB screwpack includes sex nuts and bolts for 2" doors	2-659-0129	US10B	14.02	141721		
	7000 Series Screwpacks	2-659-0131	US26D	14.02	141723		
	SNB screwpack includes sex nuts and bolts for 2-1/4" doors	2-659-0132	US10B	14.02	141724		



TABLE OF CONTENTS

A

8200 Series Activation Switches21-24

Angle Brackets (2950 Series) 10

Armature Mounting Plates (2950 Series).....8

Arm Assemblies (8300 Series) 17

Arm Assemblies (8400 Series) 19

C

Concealed Magnetic Contact 13

Coordinator Mounting Bracket (2950 Series)8

Covers (8400 Series)..... 20

D

Delayed Egress Magnetic Lock.....10-11

Door Prop Alarms.....3

DropPlates(8400Series)..... 19

E

Egress Sensors.....13

Electric Strikes 5-7

Emergency Door Release.....14

Emergency Kit14

Exit Switches..... 12

F

Filler Bars (2950 Series)9

G

Gang Boxes 13

Glass Door Kits (2950 Series).....8

K

Key Swtich.....3

Keypads 4-5

L

8300 Series Low Energy Power Operator15-17

8400 Series Low Energy Power Operator18-20

M

Magnetic Locks (2941/2942 Series).....7

Magnetic Locks (2950 Series)..... 7-8

Magnetic Shear Locks (2961/2965) 10

Magnetic Switches 13

O

On-Board Power Supply (8400 Series)..... 20

Outdoor Shrouds 5,13

P

Power Supply..... 3-4

Power Transfers 13

Pressure Sense Bars..... 13

Proximity Cards & Keys...4

Pedestrian Presence Sensors 13

Programming Device (8300 Series) 17

R

Reinforcement Boxes (2961/2965) 10

Relay & Door Sequencer 20

Relay Board (8400 Series) 20

Restroom Kit..... 14

S

Spacer Brackets (2950 Series)8

Spindles (8300 Series) 17

Spindles (8400 Series) 19

T

Top Jamb Kits (2950 Series)8

U

Universal Brackets (2950 Series).....8

Universal Rim Strike (2945).....7

Underdesk Switch 13

W

Wireless Receiver..... 20

Wireless Transmitters 20



Electrified Products

CANCELLATION NOTIFICATION

Cancellation for made-to-order items must be communicated within 48 hours of order placement.

WHAT'S NEW

2945 Electric Strike

- universal design for most rim exit series

8200 Activation Switches

- for use with low energy power door operators

8300 Series

- acquired by Hager Companies and now being assembled in St. Louis, MO.






Description	Finish	List	Case Qty.
29KS ASD Key switch - Alternate, SPDT	US32D	137.29	12
29KS MSD Key switch - Momentary, SPDT	US32D	137.29	12
29KS ADD Key switch - Alternate, DPDT	US32D	159.02	12
29KS MDD Key switch - Momentary, DPDT	US32D	151.82	12
Options:		30.66	list price adder
Red LED			adder
Green LED		30.66	list price adder
2 LED's		38.29	list price adder
29EA NS Door Prop Alarm, Single Gang Mount, No Key Switch		393.66	
29EA KS Door Prop Alarm, Double Gang Mount, Key Switch		554.75	
29EA MKNC Door Prop Alarm, Double Gang Mount, Mortise Cylinder Switch		500.99	
2903 Provides 24 volt DC power for Fail Safe or Fail Secure locking devices and interface with building alarm controls, card readers, keypads, and other door controls.		686.73	
2904 Provides 24 volt DC power and control for opening with an electrified locking device and automatic door operator		727.97	
2908 Provides up to 1 amp of 12 or 24 volt DC power for all Hager Electrified Products except (ELR)	-	474.79	
2909 Provides up to 2 amps of 12 or 24 volt DC power for all Hager Electrified Products		723.88	
2910 Provides up to 4 amps of 12 or 24 volt DC power for all Hager Electrified Products		1,222.25	
2911 Provides up to 6 amps of 12 or 24 volt DC power for all Hager Electrified Products	-	1,426.91	



Electrified Products

Description	Finish	List	Case Qty.
2-679-0661 5 Amp hour battery backup for use with 2908 & 2909		63.62	
2-679-0662 12 VDC output regulator module for use with 2908 & 2909		81.59	
2-679-0664 Universal Relay Module for use with 2908 & 2909		156.58	
2-679-0703 Electric Retraction Sequencer for use with 2908 & 2909		236.78	
2-679-0704 Access Control Module for use with 2908 & 2909		258.77	
2-679-0706 Power Supply Remote Monitoring Module for use with 2908 & 2909		344.04	
2-679-0708 Underdesk Push Switch		149.16	
2915 Heavy Duty Keypad - Indoor 500 users, 4-6 digit PIN codes 12/24V AC/DC	US3 US4 US10B US26 US32D	324.83 324.83 324.83 324.83 336.86	12
2916 Heavy Duty Keypad - Outdoor 500 users, 4-6 digit PIN Codes 12/24V AC/DC	32D	330.30	8
2916P Heavy Duty Keypad / Prox-Outdoor 500 users, 4-6 digit PIN codes 12/24V AC/DC	32D	908.13	8





Description	Finish	List	Case Qty.
-------------	--------	------	-----------

2-679-0669 Shroud Cover	-	212.40	
-----------------------------------	---	--------	--

2-679-0700 Surface Mount Box	-	42.70	
--	---	-------	--



2-679-0021 HID ProxCard II, 25 Cards	-	252.93	
--	---	--------	--

2-679-0022 HID ProxCard II, 100 Cards	-	1,011.45	
---	---	----------	--



2-679-0023 HID ProxKey, 10 Key fobs	-	202.34	
---	---	--------	--

2-679-0024 HID ProxKey, 100 Key fobs	-	2,022.83	
--	---	----------	--

Note: Prox card and Prox keys cannot be broken into smaller quantities



2925 Electric Strike - 5/8" Latch Field Reversible Failsafe/Failsecure 12/24VDC 4-7/8" Sq Corner Stainless Steel Faceplate	US32D	181.30	8
---	-------	--------	---

2928 SC Electric Strike - 1/2" to 3/4" latch Failsafe/Failsecure 12/24V AC/DC 4-7/8" Sq Corner Stainless Steel Faceplate	US32D	281.79	8
---	-------	--------	---



2928 RC Electric Strike - 1/2" to 3/4" latch Failsafe/Failsecure 12/24V AC/DC 4-7/8" Radius Corner Faceplate	ALM	245.73	8
---	-----	--------	---



Electrified Products

Description	Finish	List	Case Qty.
2928 6R Electric Strike - 1/2" to 3/4" latch Failsafe/Failsecure 12/24V AC/DC 6-7/8" Radius Corner Faceplate	ALM	252.93	8
2928 7R Electric Strike - 1/2" to 3/4" latch Failsafe/Failsecure 12/24V AC/DC 7-15/16" Radius Corner Faceplate	ALM	260.13	8
Options: Keeper open/closed status		68.95	list price adder
Note: Additional finishes available for 2928. Inquire with Hager Customer Service for pricing.			
2930 CYL Electric Strike - Cylindrical lock Dual Voltage 12/24VDC ANSI/BHMA A156.31 Grade 1 UL Listed 3-hour fire rated Non-handed	US4 US10 US10B US26 US26D US32D	729.72 729.72 729.72 729.72 729.72 756.75	12
2930 MOR Electric Strike - Mortise lock Dual Voltage 12/24VDC ANSI/BHMA A156.31 Grade 1 UL Listed 3-hour fire rated Non-handed	US4 US10 US10B US26 US26D US32D	758.68 758.68 758.68 758.68 758.68 768.68	12
2930 MDB Electric Strike - Mortise lock w/ Deadbolt Dual Voltage 12/24VDC ANSI/BHMA A156.31 Grade 1 UL Listed 3-hour fire rated Non-handed	US4 US10 US10B US26 US26D US32D	794.71 794.71 794.71 794.71 794.71 824.14	12
Options:			
Latchbolt Monitor (LBM)		100.36	list price adder
Door secure monitor (DSM)		206.85	list price adder
Deadbolt monitor - (DBM) LH		107.24	list price adder
Deadbolt monitor - (DBM) RH		107.24	list price adder



Description	Finish	List	Case Qty.
2-679-0028 Buzzer 12/24V AC/DC operation for 2925/2928/2930	-	57.27	12
2-679-0029 Rectifier for AC operation for 2925/2928/2930	-	31.85	12
2945 Rim Strike strike includes filler to be used with Hager 4501 rim exit device	US32D BLK	729.88 754.26	
2945 Rim Strike Spacer Filler bar to be used with Hager 4501 and 4601 rim exit device	ALM	\$34.76	
2941 Magnetic Lock 600 lb. holding force 12/24VDC, field selectable	ALM	325.17	4
2942 Magnetic Lock 1200 lb. holding force 12/24VDC, field selectable	ALM	390.22	4
2951 Magnetic Lock 1,650 lb. holding force Surface mount - single 12/24VDC	ALM DBZ	694.89 792.17	2
2952 Magnetic Lock 1,650 lb. holding force Surface mount - double 12/24VDC	ALM DBZ	1,351.02 1,540.16	2
2953 Magnetic Lock 1,200 lb. holding force Surface mount - single 12/24VDC	ALM DBZ	628.62 716.62	2
2954 Magnetic Lock 1,200 lb. holding force Surface mount - double 12/24VDC	ALM DBZ	1,271.58 1,449.59	2
Options:			
Adjustable timer input (TIME) - (2-679-0109)		104.15	
Door Position Sensor (DPS) - (2-679-0110)*		65.45	
Magnetic Bond Sensor (MBS) - (2-679-0111)*		98.16	
Anti-Tamper Switch (ATS) - (2-679-0112)		79.80	

Note: Additional finishes available for 2951, 2952, 2953, 2954.

Inquire with Hager Customer Service for pricing.

* Must order two for use with the 2952 or 2954



Electrified Products

	Description	Finish	List	Case Qty.
	2-679-0120 Top jamb kit 2951/2953	ALM	154.68	4
	2-679-0121 Top jamb kit 2951/2953	DBZ	281.79	4
	2-679-0130 Top jamb kit 2952/2954	ALM	310.71	4
	2-679-0131 Top jamb kit 2952/2954	DBZ	565.00	4
	2-679-0160 Glass door kit 2951/2953 * Order 2 ea. for double door	ALM	286.13	8
	2-679-0161 Glass door kit 2951/2953 * Order 2 ea. for double door	DBZ	413.13	8
	2-679-0180 Universal Bracket for 2951/2953	ALM	101.24	12
	2-679-0190 Universal Bracket for 2952/2954	ALM	202.34	9
	2-679-0191 Universal Bracket for 2952/2954	DBZ	297.67	9
	2-679-0200 Spacer Bracket for 2951/2953	ALM	143.13	12
	2-679-0201 Spacer Bracket for 2952/2954	ALM	177.76	9
	2-679-0204 Armature mounting plate	-	95.40	3
	2-679-0205 Armature mounting plate w/ sensor Note: Additional finishes available on many of the 2950 magnetic lock series accessories. Inquire with Hager Customer Service for pricing.	ALM	159.02	3
	2-679-0210 Coordinator mounting bracket for 2951/2953	ALM	190.80	12
	2-679-0220 Coordinator mounting bracket for 2952/2954	ALM	349.75	6





Description	Finish	List	Case Qty.
2-679-0281 Filler bar - 1/8" x 1/-1/4" for 2951/2953	ALM	52.08	12
2-679-0283 Filler bar - 1/8" x 1/-1/4" for 2951/2953	DBZ	99.75	12
2-679-0291 Filler bar - 1/4" x 1/-1/4" for 2951/2953	ALM	53.57	12
2-679-0293 Filler bar - 1/4" x 1/-1/4" for 2951/2953	DBZ	101.24	12
2-679-0311 Filler bar - 1/2" x 1/-1/4" for 2951/2953	ALM	59.28	12
2-679-0313 Filler bar - 1/2" x 1/-1/4" for 2951/2953	DBZ	107.01	12
2-679-0321 Filler bar - 5/8" x 1/-1/4" for 2951/2953	ALM	63.62	12
2-679-0323 Filler bar - 5/8" x 1/-1/4" for 2951/2953	DBZ	111.29	12
2-679-0381 Filler bar - 1/8" x 1/-1/4" for 2952/2954	ALM	59.28	12
2-679-0383 Filler bar - 1/8" x 1/-1/4" for 2952/2954	DBZ	107.01	12
2-679-0391 Filler bar - 1/4" x 1/-1/4" for 2952/2954	ALM	63.62	12
2-679-0393 Filler bar - 1/4" x 1/-1/4" for 2952/2954	DBZ	111.29	12
2-679-0411 Filler bar - 1/2" x 1/-1/4" for 2952/2954	ALM	69.45	12
2-679-0413 Filler bar - 1/2" x 1/-1/4" for 2952/2954	DBZ	117.12	12
2-679-0421 Filler bar - 5/8" x 1/-1/4" for 2952/2954	ALM	72.31	12
2-679-0423 Filler bar - 5/8" x 1/-1/4" for 2952/2954	DBZ	119.77	12
2-679-0491 Angle Bracket - 1-1/2" x 1-1/2" for 2951/2953	ALM	69.45	12
2-679-0493 Angle Bracket - 1-1/2" x 1-1/2" for 2951/2953	DBZ	117.12	12
2-679-0501 Angle Bracket - 2" x 1-1/2" for 2951/2953	ALM	72.31	12
2-679-0503 Angle Bracket - 2" x 1-1/2" for 2951/2953	DBZ	119.97	12
2-679-0571 Angle Bracket - 1-1/2" x 1-1/2" for 2952/2954	ALM	92.55	12
2-679-0573 Angle Bracket - 1-1/2" x 1-1/2" for 2952/2954	DBZ	140.21	12



Electrified Products



Description	Finish	List	Case Qty.
2-679-0581 Angle Bracket - 2" x 1-1/2" for 2952/2954	ALM	98.31	12
2-679-0583 Angle Bracket - 2" x 1-1/2" for 2952/2954	DBZ	145.98	12
Note: Additional finishes available on many of the 2950 magnetic lock series accessories. Inquire with Hager Customer Service for pricing.			
2961 Magnetic Shear Lock 2,000 lb. holding force 1-5/8" depth, integrated electronics	US32D	1,141.48	6
2965 Magnetic Shear Lock 2,700 lb. holding force 1-5/8" depth, integrated electronics ITC, FTC, HTC Same Price	US32D	1,152.98	6
Options:			
ITC for standard mounting armature kit for aluminum and hollow metal doors with 7/8" to 1-1/8" deep top channels, wood doors, and factory prepared hollow metal flush edge doors.			
FTC for mounting for field prepared horizontal mounting in hollow metal doors with flush edge.			
HTC for mounting 1-15/16" deep Herculite channels.			
Herculite top rail armature adjustment bracket for leading edge adjustments (HTR)		442.78	list price adder
Magnetic bond sensor (MBS)		142.86	list price adder
Door Position sensor (DPS)		64.96	list price adder
2-679-0600 Wood Door reinforcement box for 2961	-	63.62	6
2-679-0601 Wood Door reinforcement box for 2965	-	63.62	6
2958 Delayed Egress Magnetic Lock 1,650 lb. holding force Surface mount - single 12/24 VDC	ALM DBZ	1,748.37 1,993.14	6



Description	Finish	List	Case Qty.
2958 T Tandem Delayed Egress Magnetic Lock	ALM	2,940.36	6
1,650 lb. holding force	DBZ	3,352.02	6
Surface mount - double			
12/24 VDC			
Operation (Must Specify):			
NA - IBC, IFC, NFPA101, NFPA1-UFC, UBC, SBC Compliant			
ND - IBC, IFC, California Building Code OSHPD, NFPA 101, NFPA1-UFC, UBC, SBC Compliant			
BD - BOCA National Building Code			
CH - City of Chicago Building Code			
Reset Control:			
Built in key switch - 1-30 second timed bypass, sustained bypass and alarm reset (std) (Not available with BOCA and Chicago operation)			
Built in reset push switch. Available with NFPA (NA) only			
Less key or push switch (No price reduction)			

Options:

Door Position Status (DPS)	61.33	list price adder
Magnetic Bond Sensor (MBS)	100.36	list price adder
Anti-Tamper Switch (ATS)	84.28	list price adder



4501/4601 DE	Delayed Egress (DE)	See Exits Pricebook
Delayed Egress Modification		
Includes electrification of exit device.		

Note: Must be ordered in addition to 4500 or 4600 Series Exit Device and Delayed Egress Wall Mount Controller. Available on 4500 Rim, SVR, LBR, CVR as well as 4600 Rim. Must order wall mount controller in addition to delayed egress modified device.



2-679-0630	Delayed Egress (DE) Controller	1,011.20
Delayed Egress Wall Mount Controller		






Note: Requires 3902 Mortise Cylinder, sold separately.

Note: Modification can be made to 4501 or 4601 exit devices.

Note: For pair of doors, must order 2 Delayed Egress Devices and 1 Wall Mount Controller.



Electrified Products

	Description	Finish	List	Case Qty.
	2972 Exit Switch MSD 2" Square button Momentary, SPDT 10 AMP contact Note: For disabled access egress button, specify BLU - No additional charge	US32D	105.80	12
	2972T Exit Switch With Integrated Adjustable Timer 2" Square Button Adjustable 1-60 second timer Note: Not Code Compliant 2972T Options:	US32D	204.01	6
	Red LED		30.66	list price adder
	Green LED		30.66	list price adder
	2 LED's		38.29	list price adder
	2973 Code Compliant Exit Switch 2" Square Button Integrated fixed 30- second timer CSFM Listed, NFPA, IBC, IFC code compliance for Access Controlled Egress Doors LED illumination 2973 Options:	US32D	211.53	6
	Red LED		30.66	list price adder
	Green LED		30.66	list price adder
	2 LED's		38.29	list price adder
	2977 Exit Switch Piezoelectric Button Green & Red Illumination Adj. 1-35 sec. 12/24VDC Timer	US32D	202.34	12
	2978 Touchless Exit Switch Infrared sensor Illuminated status indication	US32D	119.26	12

	Description	Finish	List	Case Qty.
	4801 Pressure Sense Bar	ALM	524.53	6
	Pressure sense technology; Tri-failsafe 12/24 VDC voltage sense input includes 10 ft. cable and connector; armored power transfer loop 36" Standard, Optional 42" & 48" available	BLK	524.53	
	2-679-0611 PIR Egress Sensor	White	346.83	12
	2-679-0612 PIR Egress Sensor	Black	346.83	
	2-679-0708 Under Desk Push Switch	White	149.16	1
	2-679-0620 Concealed Mortise Power Transfer Loop	-	95.40	12
	2-679-0621 Heavy Duty Power Transfer 2-Wire	ALM	570.77	6
	2-679-0622 Heavy Duty Power Transfer 2-Wire	DBZ	570.77	6
	2-679-0623 Heavy Duty Power Transfer 10-Wire	ALM	570.77	6
	2-679-0624 Heavy Duty Power Transfer 10-Wire	DBZ	570.77	6
	2-679-0625 Concealed Magnetic Contact	ALM	157.85	12
	2-679-0626 Magnetic Switch		93.09	1
	2-679-0640 Single gang back box	-	19.20	1
	2-679-0641 3-gang interior mount box	-	143.13	1
	2-679-0642 Shroud for surface mount box outdoor use	-	90.86	1



Electrified Products



Description	Finish	List	Case Qty.
2-679-0650 Emergency Door Release Blue break glass station	-	265.42	6
2-659-0368 Restroom Kit - includes relay, DPS, push to lock and indicator		654.42	
2-659-0369 DPS		60.01	
2-659-0370 Push to Lock button		155.96	
2-659-0371 LED Occupancy Indicator		228.33	
2-659-0372 Emergency Kit - Includes light, button, and sign		257.64	



8300 Series - Low Energy Power Operator



Description	Mount	Finish	List
8318 Single Operator			
1 unit, single cover, non handed			
Push arms include 35mm spindle			
Pull (track) arms include 20mm spindle			
	Push	ALM	2,875.00
		BLK	2,875.00
36" Opening	Pull	ALM	2,875.00
		BLK	2,875.00
	Push	ALM	3,449.54
		BLK	3,449.54
	Pull	ALM	3,449.54
		BLK	3,449.54
42" Opening	Push	ALM	3,479.24
		BLK	3,479.24
	Pull	ALM	3,479.24
		BLK	3,479.24
44" Opening	Push	ALM	3,479.24
		BLK	3,479.24
	Pull	ALM	3,479.24
		BLK	3,479.24
48" Opening	Push	ALM	3,675.05
		BLK	3,675.05
	Pull	ALM	3,675.05
		BLK	3,675.05

72" Opening (with inactive leaf)

For custom lengths, add \$150 to nearest standard size.

Additional discounting for volume purchases of 12, 24, and 36 units.

must be shipped on a single order to a single location.



8300 Series - Low Energy Power Operator

Description	Mount	Finish	List.
8319 Simultaneous Pair			
2 units, double cover, non-handed			
Push arms include 35mm spindle			
Pull (track) arms include 20mm spindle			
	Push	ALM	5,487.36
		BLK	5,487.36
	Pull	ALM	5,487.36
		BLK	5,487.36
72" Opening			
	Push	ALM	5,597.03
		BLK	5,597.03
	Pull	ALM	5,597.03
		BLK	5,597.03
84" Opening			
	Push	ALM	5,633.59
		BLK	5,633.59
	Pull	ALM	5,633.59
		BLK	5,633.59
88" Opening			
	Push	ALM	5,706.70
		BLK	5,706.70
	Pull	ALM	5,706.70
		BLK	5,706.70
96" Opening			
		BLK	5,706.70
For custom lengths, add \$250 to nearest standard size.			
8321 Double Egress Simultaneous Pair			
2 units, double cover, non-handed			
Push arms include 35mm spindle			
Pull (track) arms include 20mm spindle			
72" Opening	Push/Pull	ALM	5,860.65
		BLK	5,860.65
84" Opening	Push/Pull	ALM	6,005.58
		BLK	6,005.58
88" Opening	Push/Pull	ALM	6,045.79
		BLK	6,045.79
96" Opening	Push/Pull	ALM	6,126.22
		BLK	6,126.22

*Note: Arms are ALM for all 8421 units.

For custom lengths, add \$250 to nearest standard size.

8300 Series - Low Energy Power Operator

Description	Finish	List
-------------	--------	------

Stocking Inventory Ordering Options

The below items do not include arms.

Arms need to be ordered separately.

Since all 8300 units are non-handed, this option is ideal for customers who stock power door operators.

8318 Single Openings

36" Opening less arm

ALM 2,701.24

48" Opening less arm

ALM 3,307.34

8319 Double Openings

60" Opening less arm

ALM 5,318.05

72" Opening less arm

ALM 5,318.05

Arms & Spindles

Push Side Standard Arm w/ 35mm Spindle

ALM 199.46

Pull Side Track Arm w/ 20mm Spindle

ALM 177.83

Additional discounting for volume purchases of 12, 24, and 36 units.

must be shipped on a single order to a single location.

Description	Finish	List
-------------	--------	------

Parts & Accessories

Arms & Spindles

8300 - Standard Arm w/ 35mm Spindle (push)	2-679-0896	ALM	199.46
8300 - Standard Arm w/ 35mm Spindle (push)	2-679-0897	BLK	199.46
8300 - Track Arm w/ 20mm Spindle (pull)	2-679-0898	ALM	177.83
8300 - Track Arm w/ 20mm Spindle (pull)	2-679-0899	BLK	177.83
8300 - Double Egress Arm w/ 20mm Spindle (pull)	2-679-0900	ALM	242.79

Spindles

8300 - 20mm Replacement Spindle	2-679-0901		84.18
8300 - 35mm Replacement Spindle	2-679-0902		88.91
8300 - 50mm Replacement Spindle	2-679-0903		96.00
8300 - 80mm Replacement Spindle	2-679-0904		100.73

Arm Extensions

8300 - Standard Arm Extension	2-679-0905	ALM	154.50
8300 - Standard Arm Extension	2-679-0906	BLK	216.32

Handheld Programmer

8300 - KP EVO Programming Device	2-679-0907	N/A	645.83
----------------------------------	------------	-----	--------



8400 Series Low Energy Automatic Door Opener



Description	Mount	Finish	List
8418 Single Operator	Push	ALM	5,594.73
1 unit, 1 controller, single cover, handed		DBZ	5,594.73
Standard Sizes - 36"	Pull	ALM	5,632.51
42", 44" and 48" - add \$298.98 to list price		DBZ	5,632.51
Specify Push or Pull side of door			
8419 Simultaneous Pair	Push	ALM	10,044.33
2 units, 1 controller, double cover, non-handed		DBZ	10,044.33
Standard Sizes - 60" and 72"	Pull	ALM	10,165.08
84", 88", 92" and 96" - add \$298.98 to list price		DBZ	10,165.08
Specify Push or Pull side of door			
8420 Independent Pair	Push	ALM	10,974.43
2 units, 2 controllers, double cover, non-handed		DBZ	10,974.43
Standard Sizes - 60" and 72"	Pull	ALM	11,102.10
84", 88", 92" and 96" - add \$298.98 to list price		DBZ	11,102.10
Specify Push or Pull side of door			
8421 Double Egress Simultaneous Pair	Push/Pull	ALM	10,666.55
2 units, 1 controller, double cover, non-handed		DBZ	10,666.55
Standard Sizes - 60" and 72"			
84", 88", 92" and 96" - add \$298.98 to list price			
8422 Double Egress Independent Pair	Push/Pull	ALM	11,657.24
2 units, 2 controllers, double cover, non-handed		DBZ	11,657.24
Standard Sizes - 60" and 72"			
84", 88", 92" and 96" - add \$298.98 to list price			
8423 Single Operator with Mechanical Closer	Push	ALM	7,558.65
1 unit, 1 controller, 1-5100 Series Door Closer,		DBZ	7,558.65
double cover, handed	Pull	ALM	7,558.65
Standard Sizes - 60" and 72"		DBZ	7,558.65
84", 88", 92" and 96" - add \$298.98 to list price			
Specify Push or Pull side of door			

*Note: Non-standard door widths in quantities under 50 units: please contact Technical Support for list adder.

*Note: Curtain wall operators are available. Please contact Technical Support


8400 Series Low Energy Automatic Door Opener





Description	Finish	List	Box Qty.
2-659-0151 Pull Side Track Arm with 20mm Spindle	ALM	540.86	1
2-659-0152 Pull Side Track Arm with 20mm Spindle	DBZ	658.18	1
2-659-0153 Push Side Standard Arm with 35mm Spindle	ALM	540.86	1
2-659-0154 Push Side Standard Arm with 35mm Spindle	DBZ	658.18	1
2-659-0220 Push Side Standard Arm with 50mm Spindle For use with double egress assemblies	ALM	540.86	1
2-659-0221 Push Side Standard Arm with 50mm Spindle For use with double egress assemblies	DBZ	658.18	1
2-659-0222 Double Egress Arm Assembly Track arm with 20mm Spindle	ALM	977.44	1
2-659-0223 Double Egress Arm Assembly Track arm with 20mm Spindle	DBZ	1,107.76	1
2-659-0224 20mm Replacement Spindle For use with double egress and track arm assembly	ALM	187.07	1
2-659-0225 20mm Replacement Spindle For use with double egress and track arm assembly	DBZ	228.11	1
2-659-0226 35mm Replacement Spindle For use with standard single and standard pair applications	ALM	187.07	1
2-659-0227 35mm Replacement Spindle For use with standard single and standard pair applications	DBZ	228.11	1
2-659-0228 50mm Replacement Spindle	ALM	187.07	1
2-659-0229 50mm Replacement Spindle For use with push side standard arm - double egress only	DBZ	232.17	1
2-659-0230 Narrow Top Rail Drop Plate	ALM	165.57	1
2-659-0231 Narrow Top Rail Drop Plate	DBZ	165.57	1



8400 Series Low Energy Automatic Door Opener



Description	Finish	List	Box Qty.
2-659-0232 Cover for Single Operator - 36"	ALM	312.82	1
2-659-0233 Cover for Single Operator - 36"	DBZ	312.82	1
2-659-0234 Cover for Dual Operators - 72"	ALM	547.38	1
2-659-0235 Cover for Dual Operators - 72" Note: Additional sizes available. Inquire with Hager customer service for pricing.	DBZ	547.38	1
2-659-0236 Power Supply On-Board 115 VAC 60Hz 24 VDC 500mA		1,023.05	1
2-659-0237 Relay Board 24VDC 40mA 5 amp/ 220 VAC or 28VDC DPDT contacts		39.83	1



	Finish	List	Box Qty.
82TX RF Transmitter Can be used with any push activated wired actuator switch. Cannot be used with touchless actuator switches.	N/A	135.31	1
82RX RF Receiver Can be used with any push activated wired actuator switch. Cannot be used with touchless actuator switches.	N/A	169.13	1
82RL Advanced Logic Relay Sequencer	N/A	169.13	1



Electrified Products - Low Energy Power Operator Controls



Description	Finish	List	Box Qty.
8228-00H/00 6" Round, hardwired, wheelchair with "Push to Open"	US32D/Blue	114.16	1
8228-00H/01 6" Round, hardwired, wheelchair symbol	US32D/Blue	114.16	1
8228-00H/06 6" Round, hardwired, accessibility with "Push to Open"	US32D/Blue	114.16	1
8228-00H/07 6" Round, hardwired, accessibility	US32D/Blue	114.16	1
Mounting Options			
Surface (black)	8225-00P	70.32	
Surface (32D)	8225-00M	214.29	
42" Bollard (aluminum)	8226-06M	835.14	
42" Bollard (dark bronze)	8226-06M	857.08	
Surface Mount, Extra Deep	8225-00P/XD	105.50	
8228-00K/00 6" Round, kinetic, wheelchair with "Push to Open"	US32D/Blue	289.22	1
8228-00K/01 6" Round, kinetic, wheelchair symbol	US32D/Blue	289.22	1
8228-00K/06 6" Round, kinetic, accessibility with "Push to Open"	US32D/Blue	289.22	1
8228-00K/07 6" Round, kinetic, accessibility	US32D/Blue	289.22	1
Mounting Options			
Surface (black)	8225-00P	70.32	
Surface (32D)	8225-00M	214.29	
42" Bollard (aluminum)	8226-06M	835.14	
42" Bollard (dark bronze)	8226-06M	857.08	
Surface Mount, Extra Deep	8225-00P/XD	105.50	
8229-00H/03LR 6" Round, hardwired, wheelchair, wave symbol, "Wave to Open"	US32D/Black	448.50	1
8229-00H/04LR 6" Round, hardwired, wheelchair and wave symbol	US32D/Black	448.50	1
8229-00H/05LR 6" Round, hardwired, wave symbol with "Wave to Open"	US32D/Black	448.50	1
Mounting Options			
Surface Mount, Extra Deep	8225-00P/XD	105.50	






Electrified Products - Low Energy Power Operator Controls



Description	Finish	List	Box Qty.
8228-01H/00 4.5" Round, hardwired, wheelchair with "Push to Open"	US32D/Blue	114.16	1
8228-01H/01 4.5" Round, hardwired, wheelchair symbol	US32D/Blue	114.16	1
8228-01H/06 4.5" Round, hardwired, accessibility with "Push to Open"	US32D/Blue	114.16	1
8228-01H/07 4.5" Round, hardwired, accessibility	US32D/Blue	114.16	1
Mounting Options			
Surface (black)	8225-01P	61.52	
Surface (32D)	8225-01M	206.05	
8228-01K/00 4.5" Round, kinetic, wheelchair with "Push to Open"	US32D/Blue	289.22	1
8228-01K/01 4.5" Round, kinetic, wheelchair symbol	US32D/Blue	289.22	1
8228-01K/06 4.5" Round, kinetic, accessibility with "Push to Open"	US32D/Blue	289.22	1
8228-01K/07 4.5" Round, kinetic, accessibility	US32D/Blue	289.22	1
Mounting Options			
Surface (black)	8225-01P	61.52	
Surface (32D)	8225-01M	206.05	
8228-02H/00 4.5" Square, hardwired, wheelchair with "Push to Open"	US32D/Blue	114.16	1
8228-02H/01 4.5" Square, hardwired, wheelchair symbol	US32D/Blue	114.16	1
8228-02H/06 4.5" Square, hardwired, accessibility with "Push to Open"	US32D/Blue	114.16	1
8228-02H/07 4.5" Square, hardwired, accessibility	US32D/Blue	114.16	1
Mounting Options			
Surface (black)	8225-02P	70.32	
82TX Surface Spacer	8225-02PSP	12.00	
42" Bollard (aluminum)	8226-06M	835.14	
42" Bollard (dark bronze)	8226-06M	857.08	

Electrified Products - Low Energy Power Operator Controls

	Description	Finish	List	Box Qty.
	8228-02K/00	US32D/Blue	297.67	1
	4.5" Square, kinetic, wheelchair with "Push to Open"			
	8228-02K/01	US32D/Blue	297.67	1
	4.5" Square, kinetic, wheelchair symbol			
	8228-02K/06	US32D/Blue	297.67	1
	4.5" Square, kinetic, accessibility with "Push to Open"			
	8228-02K/07	US32D/Blue	297.67	1
	4.5" Square, kinetic, accessibility			
	Mounting Options			
	Surface (black)	8225-02P	70.32	
42" Bollard (aluminum)	8226-06M	835.14		
42" Bollard (dark bronze)	8226-06M	857.08		
	8229-02H/03LR	US32D/Black	448.50	1
	4.5" Square, hardwired, wheelchair, wave symbol, "Wave to Open"			
	8229-02H/04LR	US32D/Black	448.50	1
	4.5" Square, hardwired, wheelchair and wave symbol			
	8229-02H/05LR	US32D/Black	448.50	1
	4.5" Square, hardwired, wave symbol with "Wave to Open"			
	Mounting Options			
	Surface (black)	8225-02P	70.32	
	8229-02H/03EXT	US32D/Black	422.83	1
	4.5" Square, hardwired, wheelchair, wave symbol, "Wave to Open"			
8229-02H/04EXT	US32D/Black	422.83	1	
4.5" Square, hardwired, wheelchair and wave symbol				
8229-02H/05EXT	US32D/Black	422.83	1	
4.5" Square, hardwired, wave symbol with "Wave to Open"				
Mounting Options				
Surface (black)	8225-02P	70.32		
	8228-03H/01	US32D/Blue	97.25	1
	Narrow, hardwired, wheelchair symbol			
	8228-03H/02	US32D/Blue	97.25	1
	Narrow, hardwired, "Push To Open"			
	Mounting Options			
Surface, Narrow	8225-03P	35.18		
Surface, Offset	8225-03P/DP	140.13		



Electrified Products - Low Energy Power Operator Controls

Description	Finish	List	Box Qty.
8228-03K/01 Narrow, kinetic, wheelchair symbol	US32D/Blue	272.30	1
8228-03K/02 Narrow, kinetic, "Push to Open"	US32D/Blue	272.30	1
Mounting Options			
Surface, Narrow	8225-03P	35.18	
Surface Mount, Extra Deep	8225-03P/DP	42.25	
8228-04H/00 Narrow, hardwired, wheelchair with "Push to Open"	US32D/Blue	772.26	1
Mounting Options			
Surface (grey powder coat)	8225-05P/SH	247.23	
Surface (black)	8225-05P/SH	247.23	
8228-04W/00 Narrow, hardwired, wheelchair with "Push to Open"	US32D/Blue	854.65	1
Mounting Options			
Surface (grey powder coat)	8225-05P/SH	247.23	
Surface (black)	8225-05P/SH	247.23	
8228-04K/00 Narrow, kinetic, wheelchair with "Push to Open"	US32D/Blue	1,222.54	1
Mounting Options			
Surface (grey powder coat)	8225-05P/SH	247.23	
Surface (black)	8225-04M/ LP	247.23	
8228-05H/00 Vestibule, hardwired, wheelchair with "Push to Open"	US32D/Blue	272.30	1
Mounting Options			
Surface, Vestibule	8225-05P/SH	57.12	



TABLE OF CONTENTS

	Top or Bottom Rod Replacement Kit.....	47
	Trim Hanging Pin.....	47
A		
Accessories, 4500 Series Grade 1		
Alarm Kit.....		26
Alarm Kit Latchbolt Monitor Switch.....		29
Alarm Kit Tamper Switch.....		29
Concealed Vertical Rod Bottom Latch Assembly.....		29
Concealed Vertical Rod Top Latch Assembly.....		29
Cylinder Cup Spacer 45PN/47PN.....		28
Cylinder Dogging Conversion Kit.....		24
End Cap Replacement Packs (4500/4600 standard & flush)	26-27	
Extension Rod Kit - 24".....		25
Extension Rod Kit - 36".....		25
Hex Key for Dogging.....		29
Less Bottom Rod Fire Bolt Kit.....		28
Less Bottom Rod Replacement Head Cover Plug.....		28
Photoluminescent Push Bar.....		29
Replacement Head Covers.....		25
Rod to Rod Connector.....		28
Rod Guide Replacement Pack.....		26
Spring Cage/Hanging Pin Replacement Pack.....		27
Surface Vertical Rod Top Latch Assembly.....		24
Surface Vertical Rod Bottom Latch Assembly.....		24
Screwpacks.....	27-28	
Top or Bottom Latch Cover Replacement Pack.....		27
Top or Bottom Rod Replacement Kits.....		24
Accessories, 4600 Series Grade 1 Narrow Stile		
Alarm Kit.....		37
Alarm Kit Latchbolt Monitor Switch.....		37
Alarm Kit Tamper Switch.....		37
Cylinder Dogging Conversion Kit.....		37
End Cap Replacement Packs (standard and flush).....		39
Hex Key for Dogging.....		39
Rim Replacement Head Cover.....		36
Accessories, 4700 Series Standard Duty		
Bottom Latch Assembly.....		47
Bottom Latch Cover.....		49
Cylinder Cup Spacer 45PN/47PN.....		28
End Cap Replacement Pack.....		50
Extension Rod Kit - 24".....		48
Extension Rod Kit - 36".....		48
Hex Key for Dogging.....		50
Replacement Dogging Plates.....		48
Replacement Head Covers.....		48
Rod to Rod Connector.....		50
Rod Guide Replacement.....		50
Screwpacks.....	49-50	
Top Latch Assembly.....		47
Top Latch Cover.....		47
	Top or Bottom Rod Replacement Kit.....	47
	Trim Hanging Pin.....	47
C		
Cylinders		
Cylinder Collar, 4500 Trim.....		53
Cylinder Collar, 4700 Trim.....		53
Mortise.....		52
Retaining Cup.....		53
Rim.....		52
E		
Exit Devices, Grade 1		
How to Order.....		6
4500 Rim Device.....		9
4500 Mortise Lock Exit Device.....		13
4500 Concealed Vertical Rod Device.....		11
4500 Concealed Vertical Rod Device Less Bottom Rod.....		12
4500 Dummy Push Pad Device.....		13
4500 Surface Vertical Rod Device.....		10
4500 Surface Vertical Rod Device Less Bottom Rod.....		9
4500 Electric Modifications, Power Supplies, and Alarmed Devices.....		4-5
Exit Devices, Grade 1 Narrow Stile		
How to Order.....		7
4600 Narrow Stile Rim Device.....		30
4600 Concealed Vertical Rod Device.....		30
4600 Concealed Vertical Rod Device Less Bottom Rod.....		32
4600 Electric Modifications, Power Supplies, and Alarmed Devices.....		4-5
4500/4600 Dummy Push Pad Device.....		13
Exit Devices, Standard Duty		
How to Order.....		8
4700 Rim Device.....		41
4700 Surface Vertical Rod Device.....		41
M		
Mullions		
Mullion Set - Keyed Removable.....		51
Mullion Set - Non-Keyed Removable.....		50
Mullion Tube - Keyed Removable.....		48
Mullion Tube - Non-Keyed Removable.....		51
Stabilizer - Non-Keyed & Keyed Removable.....		51
Stabilizer - Non-Keyed & Keyed Removable.....		51
Top/Bottom Bracket Set - Keyed Removable.....		51
Top/Bottom Bracket Set - Non-Keyed Removable.....		50



Exit Devices

S

Shim Kit, 4500 Series Grade 1

Shim Kit, Rim Device.....	24
Shim Kit, Surface Vertical Rod.....	25

Shim Kit, 4600 Series Grade 1 Narrow Stile

Shim Kit, Narrow Stile Rim Device.....	38
--	----

Shim Kit, 4700 Series Standard Duty

Shim Kit, Rim Device.....	47
Shim Kit, Surface Vertical Rod.....	47

Strikes, 4500 Series Grade 1

Concealed Vertical Rod, Top Strike, Fire Rated.....	26
Concealed Vertical Rod, Top Strike, Standard.....	26
Double Door Strike, Standard.....	23
Mortise Device, Fire Rated.....	29
Mortise Device, Standard.....	29
Mullion, Strikes.....	51
Rim Device, Fire Rated.....	23
Rim Device, Standard.....	23
Surface Vertical Rod, Bottom Strike, Fire Rated.....	23
Surface Vertical Rod, Bottom Strike, Standard.....	23
Surface Vertical Rod, Top Strike, Fire Rated.....	23
Surface Vertical Rod, Top Strike, Standard.....	23
Threshold Strike, Standard.....	23

Strikes, 4600 Series Grade 1 Narrow Stile

Blade Stop.....	38
Rim, Fire Rated.....	38
Rim, Standard.....	38
Semi-Flush Mount.....	38
Single Rabbet.....	38

Strikes, 4700 Series Standard Duty

Double Door Strike, Standard.....	47
Mullion, Strikes.....	51
Rim Device, Standard.....	47
Surface Vertical Rod, Bottom Strike, Standard.....	47
Surface Vertical Rod, Top Strike, Standard.....	47
Threshold Strike, Standard.....	47

T

Trim, 4500 Series Grade 1

Anti-Vandal Pull.....	23
Blank Escutcheon.....	14-15
Blank Escutcheon, Mortise (MB).....	15
Cylinder Escutcheon.....	16-17
Cylinder Escutcheon, Mortise (MC).....	17
Dummy Trim.....	18
Dummy Trim, Mortise (MD).....	19
Night Latch.....	20-21
Night Latch, Mortise (MN).....	21
Pull Plate Trim.....	22

Trim, 4600 Series Grade 1 Narrow Stile

Blank Escutcheon.....	33
Cylinder Escutcheon.....	34
Dummy Trim.....	35
Night Latch.....	36

Trim, 4700 Series Standard Duty

Blank Escutcheon.....	42
Cylinder Escutcheon.....	42
Dummy Trim.....	43
Key-In-Lever Trim.....	44
Night Latch.....	43
Pull Plate Trim.....	46
Raised Lip - Dummy.....	46
Raised Lip - Night Latch.....	46

INTRODUCTION

Every model in Hager's line of exit devices is designed and engineered to assure you and your customers years of superior performance. Hager exit devices use fewer moving parts and are constructed with high-quality features.

Hager exit devices were designed with ease of installation in mind. We package our exit devices for convenience and versatility, with thru-bolts included for every model, slotted strikes, and non-handed designs. Hager offers escutcheon trim available in four functions, along with many other trim options.

Cancellation Notification

Cancellation for made-to-order items must be communicated within 48 hours of order placement.



Exit Devices

ELECTRIC MODIFICATIONS - For use with 4500 Series and 4600 Series exit devices

FUNCTION	FUNCTION #	DESCRIPTION	ADD TO LIST PRICE
Request to Exit	RX	Used to shunt an alarm, activate an alarm, provide release of magnetic locks, or signal a console.	\$383.12
Dual Request to Exit	RX2	Features two SPDT switches	\$460.00
Latchbolt Monitoring	LM	An internal SPDT switch that monitors the latchbolt to signal both egress and access of an opening	\$383.12
Latchbolt Monitoring/Request to Exit	RXLM	Two internal SPDT switches that monitor the latchbolt and the pushbar simultaneously	\$475.36
Electric Trim*	ET*	Provides the means of locking or unlocking outside lever trim controls remotely. Trim works with both 12V or 24V and is field selectable between Fail Safe and Fail Secure.	\$706.04
Authorized Ingress/Key Monitoring*	AI*	An internal SPDT switch that monitors the operation of the outside trim. Must be ordered with the device.	\$398.48
Request to Exit/Authorized Ingress*	RXAI*	Two internal SPDT switches that monitors the pushbar and outside trim simultaneously. Must be ordered with the device.	\$475.36
Delayed Egress	DE	Delays egress for 15 or 30 seconds when unauthorized egress is initiated. Wall mount controller (2-679-0630) provides digital countdown display with verbal instructions or alarm tone only and must be ordered separately, list price \$1,781.12. Requires 3902 Mortise Cylinder, 1-1/8" long. Longer cylinders can be used with a collar.	\$1,678.27
Onboard Delayed Egress	OBDE	Delays egress for 15 or 30 seconds when unauthorized egress is initiated. Wall mount controller (2-679-0630) provides digital countdown display with verbal instructions or alarm tone only and must be ordered separately, list price \$1,852.40. Required 3902 Mortise Cylinder, 1-1/8" long. Longer cylinders can be used with a collar.	\$3,767.65
Motor Driven Electric Latch Retraction	MLR	Provides the means of locking or unlocking exit devices remotely using an electric motor. Recommend Hager 2903 or 2904 Power Supply.	\$1,437.95
Motor Driven Electric Latch Retraction with Request to Exit	MLRX	Provides the means of locking or unlocking exit devices remotely using an electric motor, along with an SPDT switch. Recommend Hager 2903 or 2904 Power Supply.	\$1,952.50
Motor Driven Electric Latch Retraction with Request to Exit and Latchbolt Monitoring	MLRXLM	Provides the means of locking or unlocking exit devices remotely using an electric motor, along with two internal SPDT switches that monitor the pushbar and latchbolt simultaneously. Recommend Hager 2903 or 2904 Power Supply.	\$1,952.50
Motor Driven Electric Latch Retraction with Latchbolt Monitoring	MLRLM	Provides the means of locking or unlocking exit devices remotely using an electric motor along with an internal SPDT switch that monitors the latchbolt. Recommend Hager 2903 or 2904 Power Supply.	\$1,550.81
Electrified Mortise Exit Device	ELEU	Provides the means of locking or unlocking outside lever trim controls remotely. . Field selectable between Fail Safe (EL) or Fail Secure (EU). Works with both 12V and 24V.	\$706.04

*Available on 4500 Series only.



POWER SUPPLIES

PRODUCT #	DESCRIPTION	LIST PRICE
2903	Provides 24 Volt DC power for Fail Safe or Fail Secure locking devices and interface with building alarm controls, card readers, keypads, and other door controls	Reference Electrified Products for Pricing
2904	Provides 24 Volt DC power and control for openings with an electrified locking device and automatic door operator	Reference Electrified Products for Pricing
2908	Provides up to 1 amp of 12 or 24 Volt DC power.	Reference Electrified Products for Pricing
2909	Provides up to 2 amps of 12 or 24 Volt DC power.	Reference Electrified Products for Pricing

QUICK CONNECT

Available for use with 4500 and 4600 Series Electrifications ED, LM, MLR, RX and AI (4500 only). Compatible with Hager Quick Connect Harness Cables which can plug into Hager hinges with quick connect for quick and accurate wiring of the door. No additional charge.

ALARMED DEVICES**4501/4601 ALK - Alarm Kit**

Add \$444.63 to the list price of the device

**4501/4601 ALM - ALK with Latch Monitor Switch
(recommended for use with SVR devices)**

Add \$597.01 to the list price of the device

4501/4601 ALT - ALK with Tamper Switch

Add \$597.01 to the list price of the device

**4501/4601 ALL - ALK with Latch Monitor and
Tamper Switch**

Add \$749.38 to the list price of the device

Note: Alarm kit components may be purchased separately.



Exit Devices

4500 SERIES HOW TO ORDER

4501	RIM	FR	36"	US3	1-3/4"	ALK
Product Group 4500 Series, Grade 1	Type RIM - Rim Device SVR - Surface Vertical Rod LBR - Surface Vertical Rod Less Bottom Rod ¹ CVR - Concealed Vertical Rod CLB - Concealed Vertical Rod Less Bottom Rod ¹ DMY - Dummy Push Pad MRT - Mortise Device (MC, MB, MD) MRTN - Mortise Night Latch Device (MN)	Rating FR - Fire-Rated 0 - Non-Fire Rated CD - Cylinder Dogging CDW - Cylinder Dogging and Windstorm Rated LD - Less Dogging WR - Windstorm Rated FW - Windstorm and Fire-Rated	Door Size² 36" 48" 36" x 84" 36" x 96" 48" x 84" 48" x 96"	Finish US3 US4 US10B US26 US26D US32D BLK	Door Thickness 1-5/8" 1-3/4" 2" 2-1/2" 3"	Electric Modifications AI - Authorized Ingress ³ ALK - Alarm Kit ALL - Alarm Kit w/ Tamper Switch and Latch Monitor ALM - Alarm Kit w/ Latch Monitor ALT - Alarm Kit w/ Tamper Switch DE - Delayed Egress OBDE - Onboarded Delayed Egress LM - Latchbolt Monitor ³ RX - Request to Exit RX2 - Dual Request to Exit RXAI - Request to Exit w/ Authorized Ingress ³ RXLM - Request to Exit w/ Latchbolt Monitor ³ MLR - Motor Driven Electric Latch Retraction MLRX - Motor Driven Electric Latch Retraction w/ Request to Exit MLRLM - Motor Driven Electric Latch Retraction w/Latchbolt Monitoring ³ MLRMLM - Motor Driven Electric Latch Retraction w/Request to Exit & Latchbolt Monitoring ³ ELEU - Fail Secure/Fail Safe, 12/24 Volt ⁶

4500 SERIES TRIM

45	CE	ARC	US3	1-3/4"	TW
Product Group 45 - 4500 Series, Grade 1	Trim/Function BE - Blank Escutcheon Function 14, always operable CE - Cylinder Escutcheon Function 08, key locks/unlocks DT - Dummy Trim Function 02, pull when dogged down ET - Electric Escutcheon Trim (E05/E06) NL - Night Latch (1-3/4" to 2-1/2" doors) Function 03, key retracts latchbolt PD - Pull Plate Dummy Trim (Not available for CVR device) Function 02, pull when dogged down PN - Pull Plate Night Latch (Not available for CVR device) Function 03, key retracts latchbolt PT - Thumbpiece Entrance (Not available for CVR device) Function 05, key locks or unlocks thumbpiece MB - Mortise Blank Escutcheon ⁴ Function 14, always operable MC - Mortise Cylinder Escutcheon ⁴ Function 08, key locks/unlocks MD - Mortise Dummy Trim ⁴ Function 02, pull when dogged down MN - Mortise Night Latch ⁴ Function 03, key retracts latchbolt	Lever Style ARC - Archer AUG - August WLM - William WTN - Withnell CHA - Charles JHN - Johnston ⁵ JOS - Joshua LOU - Louis WRN - Warren ⁵	Finish US3 US4 US10B US26 US26D US32D (pull plate trim only) BLK	Door Thickness 1-5/8" 1-3/4" 2" 2-1/2" 3"	Options TW - Tactile Warning A- Antimicrobial Coating (US26D and US32D only)

¹Fire-rated LBR and CLB devices must be ordered in pairs of vertical rod devices or can be used in conjunction with an approved automatic or constant latching flush bolt. When ordering pairs, specify one device LBR and second device LBR with fire bolt, for example: 4501 LBR Fire 36" x 84" plus 4501 LBR Fire 36" x 84" EO with bolt OR 4501 LBR Fire 36" x 84" plus an approved automatic constant latching flush bolt.

²24" door size available with extended lead times. Add **\$506.16** to 36" list price. For additional information contact Hager customer service.

³Not available on Mortise Exit Devices.

⁴Mortise trim does not match centerline of other 4500 Series trim. Cannot be used with 4500 Series Rim or Vertical Rod devices.

⁵Johnston and Warren lever designs are handed. Specify LHR/RH or RHR/LH when ordering.

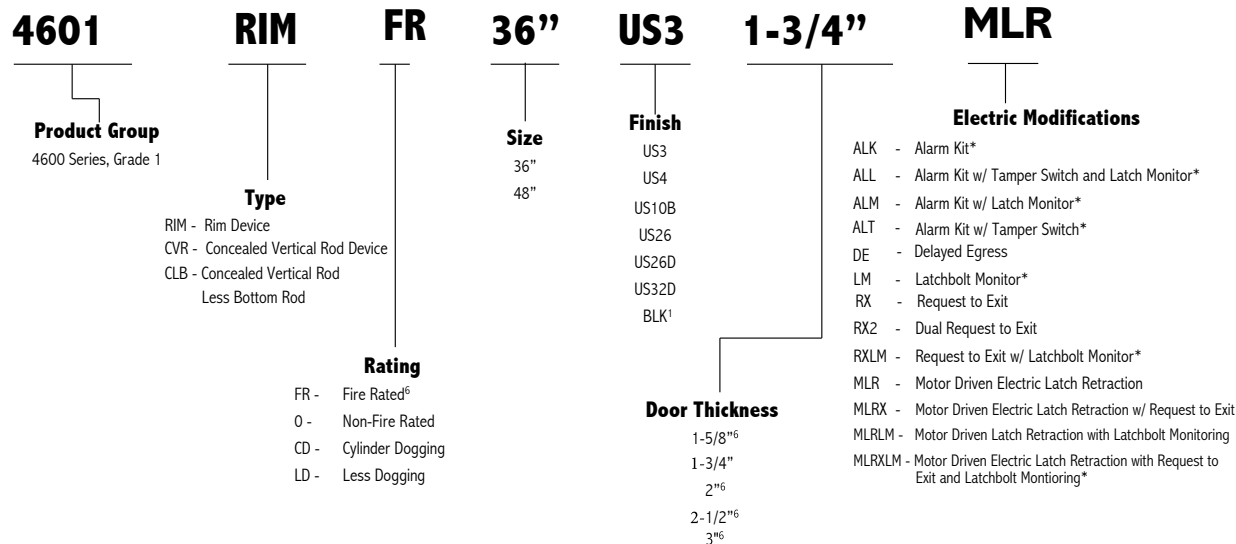
⁶Only applicable to 4501 MRTN devices.

Notes:

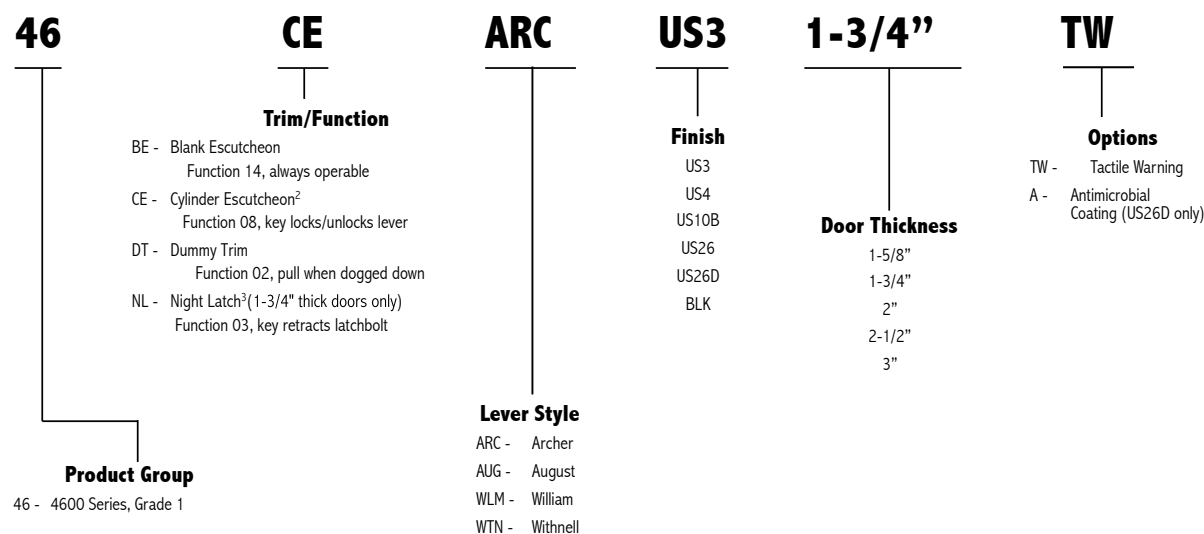
- Mortise cylinder 3902 is required for use with cylinder escutcheon trim and pull plate with thumbpiece trim and is sold separately.
- Rim cylinder with long tailpiece 3901 is required for use with night latch trim and is sold separately.
- For more cylinder information, please refer to Cylinder, Core & Keying in the Locks section of the catalog.
- If using shim kit, specify total door thickness including shims.
- ET Trim and EU/EL work with both 12V or 24V and are field-selectable between Fail Safe (EL) or Fail Secure (EU).



4600 SERIES HOW TO ORDER



4600 SERIES TRIM



Notes:

1. Mortise cylinder 3902 with 3976 L cam is required for use with cylinder escutcheon trim is sold separately.
2. Rim cylinder 3901 with long tailpiece is required for use with night latch trim and is sold separately.
3. For more cylinder information, please refer to Cylinder, Core & Keying in the Locks section of the catalog.
4. If using shim kit, specify total door thickness including shims.
5. Not available on 4600 CVR or CLB*



Exit Devices

4700 SERIES HOW TO ORDER

4701	RIM	FR	36"	US3	2"
Product Group	Type	Rating	Size	Finish	Door Thickness
4700 Series, Standard Duty	RIM - Rim Device SVR - Surface Vertical Rod	FR - Fire Rated 0 - Non-Fire Rated	36" 48" 36" x 84" 36" x 96" 48" x 84" 48" x 96"	US3 US32D ALM DBZ	1-5/8" 1-3/4" 2" 2-1/4"

4700 SERIES TRIM


47	CE	RH	ARC	US3	2"	TW
Product Group	Trim/Function	Handing	Lever Style	Finish	Door Thickness	Options
47 - 4700 Series, Standard Duty	CE - Cylinder Escutcheon Function 08, key locks/unlocks BE - Blank Escutcheon Function 14, always operable NL - Night Latch Function 03, key retracts latchbolt DT - Dummy Trim Function 02, pull when dogged down KD- Key in Lever - Dummy Trim Function 02, entrance by trim when actuating bar is locked down KE- Key in Lever - Entrance Function 08, entrance by trim (key locks or unlocks trim) KN- Key in Lever - Night Latch Function 03, entrance by trim when latch bolt is released by key; removable when locked KP- Key in Lever - Passage Function 14, entrance by trim when latch bolt is released by lever; always active; no cylinder PD- Pull Plate Dummy Trim Function 02, pull when dogged down PN- Pull Plate Night Latch Function 03, key retracts latchbolt RD- Raised Lip Pull - Dummy Trim Function 02, pull when dogged down RN- Raised Lip Pull - Night Latch Function 03, key retracts latches BT- Thumbpiece Pull Plate, Passage Function 15, entrance by trim when latch is released by thumbpiece. Thumbpiece is always active, no cylinder PT- Thumbpiece Pull Plate, Entrance Function 05, entrance by thumbpiece. Key locks or unlocks thumb piece	RH - Right Handed / LHR LH - Left Handed / RHR	ARC - Archer AUG - August WTN - Withnell APL - Apollo knob	US3 US32D ALM DBZ	1-5/8" 1-3/4" 2" 2-1/4"	TW - Tactile Warning A - Antimicrobial Coating

Notes:

1. Handing is required for the 4700 Series trim.
2. Cylinders sold separately.
3. For more cylinder information, please refer to Cylinder, Core & Keying in the Locks section of the catalog.
4. Maximum door thickness compatibility for key-in-lever (Entrance, Night Latch, and Passage) trim is 1-3/4" (44 mm)



Description	Length	Finish	List	List Fire Rated	Case Qty.
4501 RIM Grade 1 Non-Handed Cylinder Dogging (specify CD), add \$55.18 to list price. 3902 mortise cylinder with standard cam must be ordered separately. Severe Windstorm Rated device, add \$69.02 to list price and specify WR. Refer to page 4 & 5 for electric modification pricing.	36" Exit Only	US3	1,314.12	1,500.81	3
		US4	1,314.12	1,500.81	
		US10B	1,314.12	1,500.81	
		US26	1,314.12	1,500.81	
		US26D	1,268.74	1,500.81	
		US32D	1,314.12	1,500.81	
		BLK	1,314.12	1,500.81	
		US3	1,361.05	1,558.82	3
		US4	1,361.05	1,558.82	
		US10B	1,361.05	1,558.82	
Anti-microbial coating - add \$59.72 to list price. Less dogging (specify LD-NON FIRE RATED ONLY), add \$50.54 list price.	48" Exit Only	US26	1,361.05	1,558.82	
		US26D	1,328.05	1,509.84	
		US32D	1,361.05	1,558.82	
		BLK	1,361.05	1,558.82	
		US3	1,936.23	2,098.46	3
		US4	1,936.23	2,098.46	
		US10B	1,936.23	2,098.46	
		US26	1,936.23	2,098.46	
		US26D	1,719.31	1,962.17	
		US32D	1,936.23	2,098.46	
4501 SVR LBR Grade 1 Non-Handed Cylinder Dogging (specify CD), add \$55.18 to list price. 3902 mortise cylinder with standard cam must be ordered separately. Fire rated LBR devices must be ordered in pairs of less bottom rod vertical rod devices and with a spring loaded fire latch (Part # 2-649-0166 - add \$64.47 to list price) to ensure the device's fire rating. Refer to page 4 for electric modification. Refer to page 29 for extension rod kits for doors over 8 feet in height. Note that these are not fire rated for the LBR. Anti-microbial coating - add \$59.72 to list price.	36" x 84" Exit Only	BLK		2,098.46	
		US3	2,008.25	2,192.83	3
		US4	2,008.25	2,192.83	
		US10B	2,008.25	2,192.83	
		US26	2,008.25	2,192.83	
		US26D	1,903.39	2,075.41	
		US32D	2,008.25	2,192.83	
		US3	2,075.41	2,251.55	3
		US4	2,075.41	2,251.55	
		US10B	2,075.41	2,251.55	
Anti-microbial coating - add \$59.72 to list price.	48" x 84" Exit Only	US26	2,075.41	2,251.55	
		US26D	1,962.16	2,251.55	
		US32D	2,075.41	2,251.55	
		US3	2,112.42	2,285.72	3
		US4	2,112.42	2,285.72	
		US10B	2,112.42	2,285.72	
		US26	2,112.42	2,285.72	
		US26D	2,112.42	2,285.72	
		US32D	2,112.42	2,285.72	



Exit Devices - 4500



Description	Length	Finish	List	List Fire Rated	Case Qty.
4501 SVR Grade 1 Non-Handed Cylinder Dogging (specify CD), add \$55.18 to list price. 3902 mortise cylinder with standard cam must be ordered separately. Cylinder length of 1-1/8" (29mm) - 1-3/8" (35mm) is required. Severe Windstorm Rated device, add \$69.02 to list price and specify WR. Refer to page 4 for electric modification. Refer to page 29 for extension rod kits for doors over 8 feet in height. Anti-microbial coating - add \$59.75 to list price. Less dogging (specify LD-NON FIRE RATED ONLY), add \$50.54 list price	36" x 84" Exit Only	US3	1,936.23	2,098.46	3
		US4	1,936.23	2,098.46	
		US10B	1,936.23	2,098.46	
		US26	1,936.23	2,098.46	
		US26D	1,862.96	1,962.17	
	36" x 96" Exit Only	US32D	1,936.23	2,098.46	3
		BLK	1,936.23	2,098.46	
		US3	2,008.25	2,192.83	
		US4	2,008.25	2,192.83	
		US10B	2,008.25	2,192.83	
	36" x 120" Exit Only	US26	2,008.25	2,192.83	3
		US26D	1,903.39	2,075.41	
		US32D	2,008.25	2,192.83	
		US3		2,301.16	
		US4		2,301.16	
48" x 84" Exit Only	US26		2,301.16	3	
	US26D		2,143.16		
	US32D		2,301.16		
	US3	2,075.41	2,251.55		
	US4	2,075.41	2,251.55		
48" x 96" Exit Only	US10B	2,075.41	2,251.55	3	
	US26	2,075.41	2,251.55		
	US26D	1,962.16	2,192.83		
	US32D	2,075.41	2,251.55		
	US3	2,112.42	2,285.72		
48" x 120" Exit Only	US4	2,112.42	2,285.72	3	
	US10B	2,112.42	2,285.72		
	US26	2,112.42	2,285.72		
	US26D	2,075.41	2,232.83		
	US32D	2,112.42	2,285.72		
48" x 120" Exit Only	US3		2,398.34	3	
	US4		2,398.34		
	US10B		2,398.34		
	US26		2,398.34		
	US26D		2,251.55		
	US32D		2,398.34		



Description	Length	Finish	List	List Fire Rated	Case Qty.	
4501 CVR Grade 1 - for wood or metal doors Non-Handed Cylinder Dogging (specify CD), add \$55.18 to list price. 3902 mortise cylinder with standard cam must be ordered separately. Refer to page 4 for electric modification pricing. Refer to page 29 for extension rod kits for doors over 8 feet in height. Anti-microbial coating - add \$59.72 to list price.	36" x 84" Exit Only	US3	2,434.01	2,727.55	3	
		US4	2,434.01	2,727.55		
		US10B	2,434.01	2,727.55		
		US26	2,434.01	2,727.55		
		US26D	2,434.01	2,727.55		
			US32D	2,434.01	2,727.55	
			US3	2,485.67	2,779.28	3
			US4	2,485.67	2,779.28	
		36" x 96" Exit Only	US10B	2,485.67	2,779.28	
			US26	2,485.67	2,779.28	
		US26D	2,485.67	2,779.28		
		US32D	2,485.67	2,779.28		
		US3	2,533.24	2,826.78	3	
		US4	2,533.24	2,826.78	-	
	48" x 84" Exit Only	US10B	2,533.24	2,826.78	-	
		US26	2,533.24	2,826.78	-	
		US26D	2,533.24	2,826.78		
		US32D	2,533.24	2,826.78		
		US3	2,584.91	2,878.51	3	
		US4	2,584.91	2,878.51		
	48" x 96" Exit Only	US10B	2,584.91	2,878.51		
		US26	2,584.91	2,878.51		
		US26D	2,584.91	2,878.51		
		US32D	2,584.91	2,878.51		




Exit Devices - 4500



Description	Length	Finish	List	List Fire Rated	Case Qty.
4501CLB Grade 1 - for wood or metal doors Non-Handed Cylinder Dogging (specify CD), add \$55.18 to list price. 3902 mortise cylinder with standard cam must be ordered separately. Fire rated LBR devices must be ordered in pairs of less bottom rod vertical rod devices and with a spring loaded fire bolt (Part # 2-649-0166, add \$70.68 to list price) to ensure the device's fire rating. Refer to page 4 for electric modification pricing. Refer to page 29 for extension rod kits for doors over 8 feet in height Anti-microbial coating - add \$59.72 to list price.	36" x 84"	US3	2,434.01	2,727.55	3
		US4	2,434.01	2,727.55	
		US10B	2,434.01	2,727.55	
		US26	2,434.01	2,727.55	
		US26D	2,434.01	2,727.55	
	36" x 96"	US32D	2,434.01	2,727.55	
		US3	2,485.67	2,779.28	3
		US4	2,485.67	2,779.28	
		US10B	2,485.67	2,779.28	
		US26	2,485.67	2,779.28	
48" x 84"	US26D	2,485.67	2,779.28		
	US32D	2,485.67	2,779.28		
	US3	2,533.24	2826.78	3	
	US4	2,533.24	2826.78		
	US10B	2,533.24	2826.78		
48" x 96"	US26	2,533.24	2826.78		
	US26D	2,533.24	2826.78		
	US32D	2,533.24	2826.78		
	US3	2,584.91	2,878.51	3	
	US4	2,584.91	2,878.51		
48" x 96"	US10B	2,584.91	2,878.51		
	US26	2,584.91	2,878.51		
	US26D	2,584.91	2,878.51		
	US32D	2,584.91	2,878.51		
	US32D	2,584.91	2,878.51		





Description	Length	Finish	List	List Fire Rated	Case Qty.	
Mortise Lock Exit Devices 4501 M (Pair with MB, MC, MD trim) Grade 1 Non-Handed Cylinder Dogging (specify CD), add \$55.13 to list price. 3902 mortise cylinder with standard cam must be ordered separately. Cylinder length of 1-1/8" (29mm) - 1-3/8" (35mm) is required. Refer to page 4 for electric modification pricing. Anti-microbial coating - add \$59.72 to list price. Less dogging (specify LD-NON FIRE RATED ONLY), add \$50.54 list price.	36"	US3	2,442.39	2,684.91	3	
		US4	2,442.39	2,684.91		
		US10B	2,442.39	2,684.91		
		Exit Only	US26	2,442.39	2,684.91	
		US26D	2,357.75	2,594.06		
		US32D	2,442.39	2,684.91		
	48"	US3	2,474.46	2,717.11	3	
		US4	2,474.46	2,717.11		
		US10B	2,474.46	2,717.11		
		Exit Only	US26	2,474.46	2,717.11	
		US26D	2,389.95	2,623.38		
		US32D	2,474.46	2,717.11		
	36"	US3	2,442.39	2,684.91	3	
		US4	2,442.39	2,684.91		
		US10B	2,442.39	2,684.91		
		Exit Only	US26	2,357.75	2,623.38	
		US26D	2,442.39	2,684.91		
		US32D	2,442.39	2,581.64		
48"	US3	2,474.46	2,717.11	3		
	US4	2,474.46	2,717.11			
	US10B	2,474.46	2,717.11			
	Exit Only	US26	2,474.46	2,717.11		
	US26D	2,389.95	2,623.38			
	US32D	2,474.46	2,717.11			
4501 N (Pair with MN trim)	36"	US3	2,442.39	2,684.91		
		US4	2,442.39	2,684.91		
		US10B	2,442.39	2,684.91		
		Exit Only	US26	2,442.39	2,684.91	
		US26D	2,357.75	2,623.38		
		US32D	2,442.39	2,684.91		
	48"	US3	2,474.46	2,684.91		
		US4	2,474.46	2,684.91		
		US10B	2,474.46	2,684.91		
		Exit Only	US26	2,474.46	2,684.91	
		US26D	2,388.91	2,623.38		
		US32D	2,474.46	2,684.91		
4501D Dummy Push Pad Non-handed For use with 4500 and 4600 Series Exit Devices Anti-microbial coating - add \$59.72 to list price.	36"	US3	828.32		3	
		US10B	828.32			
		US26D	726.97			
		US32D	828.32			
	48"	US3	860.53		3	
		US10B	860.53			
		US26D	759.18			
		US32D	860.53			



Exit Devices - 4500



Description	Function	Finish	LHR List	RHR List	Case Qty.
45BE Blank Escutcheon Tactile Warning - add \$54.29 to list price. Anti-microbial coating - add \$59.72 to list price.					
Archer Lever	14 Always Operable	US3	645.27		6
		US4	645.27		
		US10B	645.27		
		US26	645.27		
		US26D	621.08		
		BLK	645.27		
August Lever		US3	645.27		6
		US4	645.27		
		US10B	645.27		
		US26	645.27		
		US26D	621.08		
		BLK	645.27		
Charles Lever		US3	645.27		6
		US4	645.27		
		US10B	645.27		
		US26	645.27		
		US26D	621.08		
Johnston Lever Must specify handing		US3	645.27		6
		US4	645.27		
		US10B	645.27		
		US26	645.27		
		US26D	621.08		
Joshua Lever		US3	645.27		6
		US4	645.27		
		US10B	645.27		
		US26	645.27		
		US26D	621.08		
Warren Lever Must specify handing		US3	645.27	645.27	6
		US4	645.27	645.27	
		US10B	645.27	645.27	
		US26	645.27	645.27	
		US26D	621.08	621.08	
William Lever		US3	645.27		6
		US4	645.27		
		US10	645.27		
		US26	645.27		
		US26D	621.08		

Description	Function	Finish	LHR List	RHR List	Case Qty.
Withnell Lever		US3	645.27		6
		US4	645.27		
		US10B	645.27		
		US26	645.27		
		US26D	621.08		
		BLK	645.27		
<hr/>					
45MB					
Blank Escutcheon for use with 4501M Mortise Lock Exit Device					
Mortise trim does not match centerline of other 4500 Series trim					
Tactile Warning - add \$54.29 to list price.					
Anti-microbial coating - add \$59.73 to list price.					
Archer Lever	14 Always Operable	US3	645.27		6
		US4	645.27		
		US10B	645.27		
		US26	645.27		
		US26D	621.08		
August Lever		US3	645.27		6
		US4	645.27		
		US10B	645.27		
		US26	645.27		
		US26D	621.08		
William Lever		US3	645.27		6
		US4	645.27		
		US10B	645.27		
		US26	645.27		
		US26D	621.08		
Withnell Lever		US3	645.27	-	6
		US4	645.27	163599	
		US10B	645.27	163558	
		US26	645.27	163702	
		US26D	621.08	163561	



Exit Devices - 4500



Description	Function	Finish	LHR List	RHR List	Case Qty.
45CE Cylinder Escutcheon Requires a 3902 mortise cylinder (with standard cam) sold separately Tactile Warning - add \$54.29 to list price. Anti-microbial coating - add \$59.73 to list price. Refer to page 4 for electric modification pricing.					
Archer Lever		US3	645.27		6
		US4	645.27		
		US10B	645.27		
		US26	645.27		
		US26D	621.08		
	08	BLK	645.27		
August Lever	Key locks or unlocks lever	US3	645.27		6
		US4	645.27		
		US10B	645.27		
		US26	645.27		
		US26D	621.08		
		BLK	645.27		
Charles Lever		US3	645.27		
		US4	645.27		
		US10B	645.27		
		US26	645.27		
		US26D	621.08		
Johnston Lever		US3	645.27	645.27	6
Must specify handing		US4	645.27	645.27	
		US10B	645.27	645.27	
		US26	645.27	645.27	
		US26D	621.08	621.08	
Joshua Lever		US3	645.27		6
		US4	645.27		
		US10B	645.27		
		US26	645.27		
		US26D	621.08		
Warren Lever		US3	645.27	645.27	6
Must specify handing		US4	645.27	645.27	
		US10B	645.27	645.27	
		US26	645.27	645.27	
		US26D	621.08	621.08	
William Lever		US3	645.27		6
		US4	645.27		
		US10B	645.27		
		US26	645.27		
		US26D	621.08		

Description	Function	Finish	LHR List	RHR List	Case Qty.
Withnell Lever		US3	645.27		6
		US4	645.27		
		US10B	645.27		
		US26	645.27		
		US26D	621.08		
		BLK	645.27		

45MC

Cylinder Escutcheon for use with 4501M Mortise Lock Exit Device
 Mortise trim does not match centerline of other 4500 Series trim
 Requires a 3902 mortise cylinder (1-5/8" with standard cam) sold separately.
 Tactile Warning - add \$54.29 to list price.
 Anti-microbial coating - add \$59.73 to list price.



Archer Lever		US3	645.27	
		US4	645.27	
		US10B	645.27	
		US26	645.27	
		US26D	621.08	

August Lever		US3	645.27	
		US4	645.27	
		US10B	645.27	
		US26	645.27	
		US26D	621.08	

William Lever	08 Key locks or unlocks lever	US3	645.27	
		US4	645.27	
		US10B	645.27	
		US26	645.27	
		US26D	621.08	

Withnell Lever		US3	645.27	
		US4	645.27	
		US10B	645.27	
		US26	645.27	
		US26D	621.08	



Exit Devices - 4500



Description	Function	Finish	LHR List	RHR List	Case Qty.
45DT Dummy Trim Tactile Warning - add \$54.29 to list price. Anti-microbial coating - add \$59.73 to list price.					
Archer Lever		US3	645.27		6
		US4	645.27		
	02	US10B	645.27		
	Pull when device is dogged down	US26	645.27		
		US26D	621.08		
August Lever		US3	645.27		6
		US4	645.27		
		US10B	645.27		
		US26	645.27		
		US26D	621.08		
Charles Lever		US3	645.27		6
		US4	645.27		
		US10B	645.27		
		US26	645.27		
		US26D	621.08		
Johnston Lever Must specify handing		US3	645.27	645.27	6
		US4	645.27	645.27	
		US10B	645.27	645.27	
		US26	645.27	645.27	
		US26D	621.08	621.08	
Joshua Lever		US3	645.27		6
		US4	645.27		
		US10B	645.27		
		US26	645.27		
		US26D	621.08		
Warren Lever Must specify handing		US3	645.27	645.27	6
		US4	645.27	645.27	
		US10B	645.27	645.27	
		US26	645.27	645.27	
		US26D	621.08	621.08	
William Lever		US3	645.27		6
		US4	645.27		
		US10B	645.27		
		US26	645.27		
		US26D	621.08		
Withnell Lever		US3	645.27		6
		US4	645.27		
		US10B	645.27		
		US26	645.27		
		US26D	621.08		





Description	Function	Finish	LHR List	RHR List	Case Qty.
<p>45MD Dummy Trim for use with 4501M Mortise Lock Exit Device Mortise trim does not match centerline of other 4500 Series trim Tactile Warning - add \$54.29 to list price. Anti-microbial coating - add \$59.73 to list price.</p>					
Archer Lever		US3	645.27		
		US4	645.27		
		US10B	645.27		
		US26	645.27		
		US26D	621.08		
August Lever		US3	645.27		
		US4	645.27		
		US10B	645.27		
		US26	645.27		
	02 Pull when device is dogged down	US26D	621.08		
William Lever		US3	645.27		
		US4	645.27		
		US10B	645.27		
		US26	645.27		
		US26D	621.08		
Withnell Lever		US3	645.27		
		US4	645.27		
		US10B	645.27		
		US26	645.27		
		US26D	621.08		



Exit Devices - 4500



Description	Function	Finish	LHR List	RHR List	Case Qty.
45NL Night Latch Requires a 3901 rim cylinder (with long tailpiece) sold separately. Tactile Warning - add \$54.29 to list price. Anti-microbial coating - add \$59.73 to list price. Maximum door thickness compatibility is 2-1/2" (38 mm)					
Archer Lever	03 Key retracts latchbolt	US3	645.27		6
		US4	645.27		
		US10B	645.27		
		US26	645.27		
		US26D	621.08		
		BLK	645.27		
August Lever		US3	645.27		6
	US4	645.27			
	US10B	645.27			
	US26	645.27			
	US26D	621.08			
	BLK	645.27			
Charles Lever		US3	645.27		6
	US4	645.27			
	US10B	645.27			
	US26	645.27			
	US26D	621.08			
Johnston Lever Must specify handing		US3	645.27	645.27	6
	US4	645.27	645.27		
	US10B	645.27	645.27		
	US26	645.27	645.27		
	US26D	621.08	621.08		
Joshua Lever		US3	645.27		6
	US4	645.27			
	US10B	645.27			
	US26	645.27			
	US26D	621.08			
Warren Lever Must specify handing		US3	645.27	645.27	6
	US4	645.27	645.27		
	US10B	645.27	645.27		
	US26	645.27	645.27		
	US26D	621.08	621.08		
William Lever		US3	645.27		6
	US4	645.27			
	US10B	645.27			
	US26	645.27			
	US26D	621.08			

Description	Function	Finish	LHR List	RHR List	Case Qty.
Withnell Lever		US3	645.27		6
		US4	645.27		
		US10B	645.27		
		US26	645.27		
		US26D	621.08		
		BLK	645.27		

Description	Function	Finish	List	Case Qty.
-------------	----------	--------	------	-----------

45MN
 Night Latch for use with 4501N Moritse Lock Exit Device
 Mortise trim does not match centerline of other 4500 Series trim
 Requires a 3902 mortise cylinder (1-5/8" with standard cam) sold separately.
 Tactile Warning - add \$54.29 to list price.
 Anti-microbial coating - add \$59.73 to list price.
 Maximum door thickness compatibility is 2-1/2" (38 mm)

Archer Lever		US3	645.27	6
		US4	645.27	
		US10B	645.27	
		US26	645.27	
		US26D	621.08	

August Lever		US3	645.27	6
		US4	645.27	
		US10B	645.27	
		US26	645.27	
		US26D	621.08	

William Lever	03 Key retracts latchbolt	US3	645.27	6
		US4	645.27	
		US10B	645.27	
		US26	645.27	
		US26D	621.08	

Withnell Lever		US3	645.27	6
		US4	645.27	
		US10B	645.27	
		US26	645.27	
		US26D	621.08	



Exit Devices - 4500



Description	Function	Finish	List	Case Qty.
45PD Pull Plate - Dummy Trim		US3	175.45	12
		US4	175.45	
For use with 4500 RIM, SVR, LBR, ad CLB devices. Not for CVR.	02	US10B	175.45	
Tactile Warning - add \$54.29 to list price.	Pull when device is dogged down	US26	175.45	
Anti-microbial coating - add \$59.73 to list price.		US26D	175.45	
		US32D	175.45	



45PN Pull Plate - Night Latch		US3	196.31	12
		US4	196.31	
For use with 4500 RIM, SVR, LBR, ad CLB devices. Not for CVR.	03	US10B	196.31	
Requires a 3901 rim cylinder (sold separately)	Key retracts latchbolt	US26	196.31	
Includes retaining cup for 161 door prep.		US26D	196.31	
Tactile Warning - add \$54.29 to list price.		US32D	196.31	
Anti-microbial coating - add \$59.73 to list price.				



45PT Pull Plate - Thumbpiece				
For use with 4501 Rim device.Requires a 3902 mortise cylinder (sold separately)	05			
Tactile Warning - add \$54.29 to list price.	Key locks or unlocks thumb piece	US32D	426.18	6
Anti-microbial coating - add \$59.73 to list price.				



313SE	Dummy	US32D	389.80	
Anti-Vandal Pull for 4500 Rim device Material: 11 GA stainless steel Max Projection: 1-7/8" Size: 6-11/32 x 11" Door Thickness: 1-3/4" - 2" Fasteners: 1/4" FPHMS with finish washers Rim cylinder 3901 sold separately Retaining cup 2-649-0137 for 161 prep sold separately	NL. cy. cutout LHR	US32D	389.80	
	NL. cy. cutout LHR	US32D	389.80	





Description	Function	Finish	List	Case Qty.
313LE Anti-Vandal Pull w/Latchguard for 4500 Rim Device Material: 11 GA stainless steel Max Projection: 1-7/8" Size: 6-11/32 x 1 1/2" Door Thickness: 1-3/4" - 2" Fasteners: 1/4" FPHMS with finish washers Rim cylinder 3901 sold separately Retaining cup 2-649-0137 for 161 prep sold separately	Dummy	US32D	389.80	
	NL. cy. cutout LHR	US32D	389.80	
	NL. cy. cutout LHR	US32D	389.80	
4915 Threshold strike for use with 4500 or 4700 Series. Optional - order separately. Not for fire-rated doors.		US32D	32.91	48
4920 Strike for use with 4500 Series or 4600 Series Rim exit device. Included with device. Not for fire-rated doors.		US32D	92.32	24
4920F Fire rated strike for use with 4500 Series or 4600 Series fire rated Rim exit device. Included with fire rated device.		US32D	127.98	24
4921 Double door strike for 4500 Surface Vertical Rod and Rim exit device. Optional - order separately Not for fire-rated doors.		US3 US4 US10B US26 US32D	92.32 92.32 92.32 92.32 92.32	24
4923 Top strike for use with 4500 Series Surface Vertical Rod device. Included with device.		US32D	58.77	24
4923F Fire rated top strike for use with 4500 Series Surface Vertical Rod device. Included with fire rated device.		US32D	72.03	24
4924 Bottom strike for use with 4500 Series Vertical Rod devices. Included with panic rated device.		US32D	72.03	12
4924F Fire rated bottom strike for use with 4500 Series Vertical Rod device. Included with fire rated device.		US32D	83.13	12

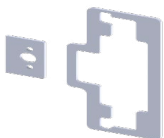



Exit Devices - 4500



Description	Function	Finish	List	Case Qty.
4926 Cylinder Dogging Conversion Kit for panic rated 4500 device Requires a 3902 mortise cylinder (with standard cam) sold separately. Cylinder length of 1-1/8" (29mm) - 1-3/8" (35mm) is required.	36"	US3	60.18	48
		US4	60.18	
		US10B	60.18	
		US26	60.18	
		US26D	60.18	
		US32D	60.18	
48"	61.93	43.16	36	
	61.93	43.16		
	61.93	43.16		
	61.93	43.16		
	61.93	43.16		
	61.93	43.16		

Description	Finish	List	Case Qty.
4927 Bottom Latch Assembly for use with 4500 Series SVR Includes latch, cover and screws. Included with device.	US3	127.98	24
	US4	127.98	
	US10B	127.98	
	US26	127.98	
	US32D	127.98	
4928 Top Latch Assembly for use with 4500 Series SVR and LBR Devices Includes latch, cover and screws. Included with device.	US3	127.98	24
	US4	127.98	
	US10B	127.98	
	US26	127.98	
	US32D	127.98	
4929 SVR/LBR Rod Replacement Kit (top or bottom) Includes: One (1) each 45-1/4" 1149 mm rod, rod connector, and appropriate fasteners.	US3	60.18	24
	US4	60.18	
	US10B	60.18	
	US26	60.18	
	US32D	60.18	
4929C CVR/CLB Rod Replacement Kit (top or bottom) Includes One (1) each 46-5/8" (1184 mm) rod, rod connector, and appropriate fasteners.	US26D	60.18	24
4930R Shim Kit for 4500 Rim Device Packaged 2 ea. 1/8" shims	US3	109.10	24
	US4	109.10	
	US10B	109.10	
	US26	109.10	
	US32D	127.98	





Description	Function	Finish	List	Case Qty.
4930S Shim Kit for 4500 Surface Vertical Rod Device Packaged 2 ea. 1/8" shims		US3	109.10	24
		US4	109.10	
		US10B	109.10	
		US26	109.10	
		US26D	109.10	
		US32D	127.98	



4932C Replacement Head Cover for 4500 CVR Device		US3	109.10	20
		US4	109.10	
		US10B	109.10	
		US26	109.10	
		US26D	109.10	
		US32D	127.98	



4932R Replacement Head Cover for 4500 Rim Device		US3	109.10	20
		US4	109.10	
		US10B	109.10	
		US26	109.10	
		US26D	109.10	
		US32D	127.98	



4932S Replacement Head Cover for 4500 SVR Device		US3	109.10	20
		US4	109.10	
		US10B	109.10	
		US26	109.10	
		US26D	109.10	
		US32D	127.98	



4936 24" Extension Rod Kit Includes 24" extension rod, rod connector, rod guide, and wood and machine screws		US3	38.48	24
		US4	38.48	
		US10B	38.48	
		US26	38.48	
		US26D	38.48	
		US32D	38.48	



4937 36" Extension Rod Kit Includes 36" extension rod, rod connector, rod guide, and wood and machine screws		US3	43.41	24
		US4	43.41	
		US10B	43.41	
		US26	43.41	
		US26D	43.41	
		US32D	43.41	



Exit Devices - 4500



Description	Function	Finish	List	Case Qty.
4940 Alarm Kit for 4500 Series Latchbolt monitor switch and tamper switch available. See page 29	36"	US3	513.78	24
		US4	513.78	
		US10B	513.78	
		US26	513.78	
		US26D	513.78	
		US32D	513.78	
	48"	US3	513.78	24
		US4	513.78	
		US10B	513.78	
		US26	513.78	
		US26D	513.78	
		US32D	513.78	
4945 Top Strike Standard for 4501 CVR		US32D	59.48	
4945F Fire Rated Top Strike for 4501 CVR		US32D	73.43	
2-649-0031 Rod Guide Replacement Pack		US3	11.97	
2-649-0032 Rod Guide Replacement Pack		US4	11.97	
2-649-0034 Rod Guide Replacement Pack		US10B	11.97	
2-649-0035 Rod Guide Replacement Pack		US26	11.97	
2-649-0036 Rod Guide Replacement Pack		US26D	11.97	
2-649-0037 Rod Guide Replacement Pack		US32D	11.97	
2-649-0038 End Cap Replacement Pack		US3	38.48	
2-649-0041 End Cap Replacement Pack		US4	38.48	
2-649-0042 End Cap Replacement Pack		US10B	38.48	
2-649-0044 End Cap Replacement Pack		US26	38.48	
2-649-0534 End Cap Replacement Pack		US26D	38.48	
2-649-0534 End Cap Replacement Pack		US32D	38.48	
2-649-0534 End Cap Replacement Pack		BLK	38.48	

Note: All end caps come with bracket and fasteners



Description	Function	Finish	List	Case Qty.
2-649-0218 Flush End Cap		US3	44.81	
2-649-0220 Flush End Cap		US4	44.81	
2-649-0215 Flush End Cap		US10B	44.81	
2-649-0216 Flush End Cap		US26	44.81	
2-649-0217 Flush End Cap		US26D	44.81	
100206801 Flush End Cap		BLK	44.81	
Flush End Cap 2-649-0219 Flush End Cap		US32D	44.81	
Note: All end caps come with bracket and fasteners				
2-649-0049 Spring Cage and Handing Pin for 4500 Series Escutcheon Trim		-	18.24	
2-649-0060 Top or Bottom Latch Cover Replacement Pack		US3	68.57	
2-649-0061 Top or Bottom Latch Cover Replacement Pack		US4	68.57	
2-649-0063 Top or Bottom Latch Cover Replacement Pack		US10B	68.57	
2-649-0064 Top or Bottom Latch Cover Replacement Pack		US26	68.57	
2-649-0065 Top or Bottom Latch Cover Replacement Pack		US26D	68.57	
2-649-0066 Top or Bottom Latch Cover Replacement Pack		US32D	68.57	
2-649-0074 SVR Screwpack - Latch, rod, rod connector, rod guide		US3	10.50	
2-649-0075 SVR Screwpack - Latch, rod, rod connector, rod guide		US4	10.50	
2-649-0077 SVR Screwpack - Latch, rod, rod connector, rod guide		US10B	10.50	
2-649-0078 SVR Screwpack - Latch, rod, rod connector, rod guide		US26	10.50	
2-649-0079 SVR Screwpack - Latch, rod, rod connector, rod guide		US26D	10.50	
2-649-0080 SVR Screwpack - Latch, rod, rod connector, rod guide		US32D	10.50	



Exit Devices - 4500

Description	Function	Finish	List	Case Qty.
2-649-0081 SVR Screwpack - Top and bottom strike		-	6.33	
2-649-0082 Screwpack - Chassis, end cap, head cover, rim strike (4500 & 4600 Series)		US3	18.95	
2-649-0083 Screwpack - Chassis, end cap, head cover, rim strike (4500 & 4600 Series)		US4	18.95	
2-649-0085 Screwpack - Chassis, end cap, head cover, rim strike 4500 & 4600 Series)		US10B	18.95	
2-649-0086 Screwpack - Chassis, end cap, head cover, rim strike (4500 & 4600 Series)		US26	18.95	
2-649-0087 Screwpack - Chassis, end cap, head cover, rim strike (4500 & 4600 Series)		US26D	18.95	
2-649-0088 Screwpack - Chassis, end cap, head cover, rim strike (4500 & 4600 Series)		US32D	18.95	
2-649-0166 Firebolt Kit for Fire Rated 4500 Series LBR and CLB devices. Includes fire bolt, plastic plug, head cover plug, screws, and instructions		-	70.68	
Must use firebolt with fire rated pairs of less bottom rod vertical rod devices to ensure the device's fire rating.				
2-649-0167 LBR Replacement Head Cover Plug Shipped standard if device ordered as LBR		-	10.50	
2-649-0168 Latchbolt Monitor Switch for 4940 and 4941 Alarm Kits		-	176.25	
2-649-0177 Rod to Rod Connector		US3	10.50	
2-649-0178 Rod to Rod Connector		US4	10.50	
2-649-0180 Rod to Rod Connector		US10B	10.50	
2-649-0181 Rod to Rod Connector		US26	10.50	
2-649-0182 Rod to Rod Connector		US26D	10.50	
2-649-0183 Rod to Rod Connector		US32D	10.50	
2-649-0406 45PN/47PN Cylinder Cup Spacer			11.26	






Description	Function	Finish	List	Case Qty.
2-649-1074 Hex Key for Dogging 5/32" 10 pack		-	7.75	
2-649-1090 Tamper Switch for 4940 and 4941 alarm kits		-	176.25	
2-649-1108 4501 CVR Top Latch Assembly Replacement Kit		-	106.13	
2-649-1109 4501 CVR Bottom Latch Assembly Replacement Kit		-	106.13	
2-649-0440 4500 Series Mortise Exit Strike		US10B	32.20	
2-649-0441 4500 Series Mortise Exit Strike		US26D	32.20	
2-649-0442 4500 Series Mortise Exit Strike		US32D	32.20	
2-649-0443 4500 Series Fire Rated Mortise Exit Strike		US10B	32.20	
2-649-0444 4500 Series Fire Rated Mortise Exit Strike		US26D	32.20	
2-649-0445 4500 Series Fire Rated Mortise Exit Strike		US32D	32.20	
2-649-0250 4500/4600 Series 36" Photoluminescent Push Bar			320.11	
2-649-0257 4500/4600 Series 48" Photoluminescent Push Bar		-	384.13	



Exit Devices - 4600



Description	Function	Finish	List	List Fire Rated	Case Qty.
4601 RIM	36"	US3	1,828.61	2,044.62	3
Narrow Stile Rim	Exit Only	US4	1,828.61	2,044.62	
Grade 1		US10B	1,828.61	2,044.62	
Non-Handed		US26	1,828.61	2,044.62	
		US26D	1,674.83	1,875.47	
Cylinder Dogging (specify CD), add		US32D	1,828.61	2,044.62	
<hr/>					
\$54.29 to list price. 3902 mortise cylinder with standard	48"	US3	1,883.16	2,103.26	3
cam must be ordered separately. Cylinder length	Exit Only	US4	1,883.16	2,103.26	
ordered separately. Cylinder length of 1-1/8" (29mm) -		US10B	1,883.16	2,103.26	
1-3/8" (35mm) is required.		US26	1,883.16	2,103.26	
Refer to page 4 for electric modification pricing.		US26D	1,723.80	1,933.47	
Anti-microbial coating, add \$59.73		US32D	1,883.16	2,103.26	
Less dogging (specify LD-NON FIRE RATED ONLY), add \$71.34 list price.					



Description	Function	Finish	List	Case Qty.
4601 CVR (Non-Fire Rated)	36" x 84"	US3	2,586.50	3
Grade 1	Exit Only	US4	2,548.09	
Non-Handed		US10B	2,548.09	
		US26	2,586.50	
Cylinder Dogging (specify CD), add \$54.29 to list price. 3902 mortise cylinder with standard cam must be ordered separately. Cylinder length of 1-1/8" (29mm) - 1-3/8" (35mm) is required.		US26D	2,522.48	
		US32D	2,548.09	
		BLK	2,548.09	
	36" x 96"	US3	2,637.72	3
	Exit Only	US4	2,599.31	
Refer to page 4 for electric modification pricing.		US10B	2,599.31	
		US26	2,637.72	
		US26D	2,573.70	
Refer to page 25 for extension rod kits for doors over 8 feet in height. to list price.		US32D	2,599.31	
		BLK	2,599.31	
	48" x 84"	US3	2,663.34	3
	Exit Only	US4	2,637.72	
Anti-microbial add \$59.73 to list price		US10B	2,663.34	
		US26	2,663.34	
		US26D	2,599.31	
Less dogging (specify LD-NON FIRE RATED ONLY), add \$50.54 list price.		US32D	2,637.72	
		BLK	2,637.72	
	48" x 96"	US3	2,714.55	3
	Exit Only	US4	2,688.94	
		US10B	2,714.55	
		US26	2,714.55	
		US26D	2,650.52	
		US32D	2,688.94	
		BLK	2,688.94	



Exit Devices - 4600



Description	Function	Finish	List	Case Qty.
4601 CLB (Non-Fire Rated)	36" x 84"	US3	2,586.50	3
Grade 1	Exit Only	US4	2,548.09	
Non-Handed		US10B	2,548.09	
		US26	2,586.50	
Cylinder Dogging (specify CD), add \$54.29 to list price. 3902 mortise cylinder with standard cam must be ordered separately. Cylinder length of 1-1/8" (29mm) - 1-3/8" (35mm) is required.		US26D	2,522.48	
		US32D	2,548.09	
		BLK	2,548.09	
	36" x 96"	US3	2,637.72	3
	Exit Only	US4	2,599.31	
Refer to page 4 for electric modification pricing.		US10B	2,599.31	
		US26	2,637.72	
		US26D	2,573.70	
Refer to page 25 for extension rod kits for doors over 8 feet in height. to list price.		US32D	2,599.31	
		BLK	2,599.31	
	48" x 84"	US3	2,663.34	3
	Exit Only	US4	2,637.72	
Anti-microbial add \$59.73 to list price		US10B	2,663.34	
		US26	2,663.34	
		US26D	2,599.31	
Less dogging (specify LD-NON FIRE RATED ONLY), add \$50.54 list price.		US32D	2,637.72	
		BLK	2,637.72	
	48" x 96"	US3	2,714.55	3
	Exit Only	US4	2,688.94	
		US10B	2,714.55	
		US26	2,714.55	
		US26D	2,650.52	
		US32D	2,688.94	
		BLK	2,688.94	





Description	Function	Finish	List	Case Qty.
45BE Blank Escutcheon				
Tactile Warning - add \$54.29 to list price. Anti-microbial coating - add \$59.73 to list price.				
Archer Lever		US3	645.27	6
		US4	645.27	
		US10B	645.27	
		US26	645.27	
		US26D	619.79	
August Lever		US3	645.27	6
		US4	645.27	
		US10B	645.27	
		US26	645.27	
		US26D	619.79	
William Lever	14	US3	645.27	6
	Always operable	US4	645.27	
		US10B	645.27	
		US26	645.27	
		US26D	619.79	
Withnell Lever		US3	645.27	6
		US4	645.27	
		US10B	645.27	
		US26	645.27	
		US26D	619.79	



Exit Devices - 4600



Description	Function	Finish	List	Case Qty.
46CE Cylinder Escutcheon Requires a 3902 mortise cylinder (with 3976 L cam) sold separately. Tactile Warning - add \$54.29 to list price. Anti-microbial coating - add \$59.73 to list price.				
Archer Lever		US3	645.27	6
		US4	645.27	
		US10B	645.27	
		US26	645.27	
		US26D	619.79	
August Lever		US3	645.27	6
		US4	645.27	
		US10B	645.27	
		US26	645.27	
		US26D	619.79	
William Lever	08 Key locks or unlocks lever	US3	645.27	6
		US4	645.27	
		US10B	645.27	
		US26	645.27	
		US26D	619.79	
Withnell Lever		US3	645.27	6
		US4	645.27	
		US10B	645.27	
		US26	645.27	
		US26D	619.79	



Description	Function	Finish	List	Case Qty.
46DT Dummy Trim Tactile Warning - add \$54.29 to list price. Anti-microbial coating - add \$59.73 to list price.				
Archer Lever		US3	645.27	6
		US4	645.27	
		US10B	645.27	
		US26	645.27	
		US26D	619.79	
August Lever		US3	645.27	6
		US4	645.27	
		US10B	645.27	
		US26	645.27	
		US26D	619.79	
William Lever	02 Pull when device is dogged down	US3	645.27	6
		US4	645.27	
		US10B	645.27	
		US26	645.27	
		US26D	619.79	
Withnell Lever		US3	645.27	6
		US4	645.27	
		US10B	645.27	
		US26	645.27	
		US26D	619.79	






Exit Devices - 4600



Description	Function	Finish	List	Case Qty.
46NL Night Latch Requires a 3901 rim cylinder (with long tailpiece) sold separately. Maximum door thickness compatibility is 2-1/2" (38mm). Tactile Warning - add \$54.29 to list price. Anti-microbial coating - add \$59.73 to list price.				
Archer Lever		US3	645.27	6
		US4	645.27	
		US10B	645.27	
		US26	645.27	
		US26D	619.79	
August Lever		US3	645.27	6
		US4	645.27	
		US10B	645.27	
		US26	645.27	
		US26D	619.79	
William Lever	03 Key Retracts Latchbolt	US3	645.27	6
		US4	645.27	
		US10B	645.27	
		US26	645.27	
		US26D	619.79	
Withnell Lever		US3	645.27	6
		US4	645.27	
		US10B	645.27	
		US26	645.27	
		US26D	619.79	
4920 Strike for use with 4500 or 4600 Series Rim Exit Device. Optional - order separately		US32D	92.32	24
4920F Fire rated strike for use with 4500 or 4600 Series Fire Rated Rim Exit Device. Included standard with fire rated device.		US32D	127.98	24



	Description	Function	Finish	List	Case Qty.	
	4925C Cylinder Dogging Conversion Kit for Panic Rated 4600 Series CVR and CLB Device.	36"	US10B	49.09	48	
			US26	49.09		
			US26D	49.09		
			US32D	49.09		
	Requires a 3902 mortise cylinder (with standard cam) sold separately. Cylinder length of 1-1/8" (29mm) - 1-3/8" (35mm) is required.	48"	US10B	51.55	36	
			US26	51.55		
			US26D	51.55		
			US32D	51.55		
	4925R Cylinder Dogging Conversion Kit for Panic Rated 4600 Series Rim Device.	36"	US3	55.95	48	
			US4	55.95		
	Requires a 3902 mortise cylinder (with standard cam) sold separately. Cylinder length of 1-1/8" (29mm) - 1-3/8" (35mm) is required.		US10B	55.95		
			US26	55.95		
			US26D	55.95		
			US32D	55.95		
			48"	US3	58.77	36
				US4	58.77	
	US10B			58.77		
	US26			58.77		
	US26D			58.77		
	US32D			58.77		
			4941 R Alarm Kit for 4600 Series Rim Device	36"	US3	466.98
					US4	466.98
Latchbolt monitor switch and tamper switch available.		US10B	466.98			
		US26	466.98			
		US26D	466.98			
		US32D	466.98			
		48"	US3		466.98	
			US4		466.98	
US10B			466.98			
US26			466.98			
US26D			466.98			
US32D			466.98			



Exit Devices - 4600



Description	Function	Finish	List	Case Qty.
4950 Blade stop strike for use with 4600 Series Rim Exit Device. Included standard with panic rated device.		US32D	92.32	24



4951 Single rabbet strike for use with 4600 Series Rim Exit Device Optional - order separately		US32D	92.32	24
---	--	-------	-------	----



4952 Semi-flush mount strike for use with 4600 Series Rim Exit Device Optional - order separately		US32D	92.32	24
--	--	-------	-------	----



4960R Shim Kit for 4600 Series Rim Exit Device		US3	99.36	24
Packaged 2 each 1/8" shims		US4	99.36	
		US10B	99.36	
		US26	99.36	
		US26D	99.36	
		US32D	116.84	



4965R Replacement Head Cover for 4600 Series Rim Exit Device		US3	99.36	20
		US4	99.36	
		US10B	99.36	
		US26	99.36	
		US26D	99.36	
		US32D	116.84	



4965C Replacement Head Cover for 4600 CVR/CLB Device		US10B	99.36	20
		US26S	99.36	
		US32D	116.84	




















Description	Function	Finish	List	Case Qty.
2-649-0038 End Cap Replacement Pack		US3	38.48	
2-649-0039 End Cap Replacement Pack		US4	38.48	
2-649-0041 End Cap Replacement Pack		US10B	38.48	
2-649-0042 End Cap Replacement Pack		US26	38.48	
2-649-0043 End Cap Replacement Pack		US26D	38.48	
2-649-0044 End Cap Replacement Pack		US32D	38.48	
2-649-0554 End Cap Replacement Pack		BLK	38.48	
2-649-0218 Flush End Cap		US3	44.81	
2-649-0220 Flush End Cap		US4	44.81	
2-649-0215 Flush End Cap		US10B	44.81	
2-649-0216 Flush End Cap		US26	44.81	
2-649-0217 Flush End Cap		US26D	44.81	
2-649-0218 Flush End Cap		US32D	44.81	
100206801 Flush End Cap		BLK	44.81	
Note: All end caps come with bracket and fasteners				
2-649-0168 Latchbolt Monitor Switch for 4940 and 4941 Alarm Kits		-	176.25	
2-649-1074 Hex Key for Dogging 5/32" 10 pack		-	7.04	
2-649-1090 Tamper Switch for 4940 and 4941 Alarm Kits		-	176.25	



Exit Devices - 4600

	Description	Function	Finish	List	Case Qty.
	4929C 4929 CVR/CLB Rod Replacement PK 46-5/8\" data-bbox="218 133 454 171"/>			72.54	
	2-649-0596 4600 CVR Bottom Strike Packaged Assembly			36.61	
	2-649-0598 4600 CVR Top Strike Packed Assembly			36.61	
	2-649-0581 4600 CVR Top Latch Assembly (no screws)			122.66	
	2-649-0582 4600 CVR Bottom Latch Assembly (no screws)			126.50	
	2-649-0580 4600 CVR Rod Connector Pack			19.78	
	2-649-0597 4600 Exit Device Chassis Screw Pack			7.91	
	2-649-0598 4600 CVR Latch Screw Pack, 26D		26D	6.59	
	2-649-0589 4600 CVR Latch Screw Pack, 32D		32D	6.59	
	2-649-0583 4600 CVR Latch Screw Pack, US3		US3	6.59	
	2-649-0584 4600 CVR Latch Screw Pack, US4		US4	6.59	
	2-649-0586 4600 CVR Latch Screw Pack, US10B		US10B	6.59	
	2-649-0587 4600 CVR Latch Screw Pack, US26		US26	6.59	
	2-649-0590 4600 CVR Latch Screw Pack, BLK		BLK	6.59	







Description	Length	Finish	List	Stock No.	List Fire Rated	Stock No.	Case Qty.	
4701 Rim Standard Duty Non-Handed	36" Exit Only	ALM			399.88	549.44	3	
		DBZ			399.88	549.44		
		US3			673.90	827.68		
		US32D			673.90	827.68		
		BLK			399.88	549.44		
	48" Exit Only	ALM				450.21	601.88	3
		DBZ				450.21	601.88	
		US3				724.22	875.89	
		US32D				724.22	875.89	
		BLK				450.21	601.88	
4701 SVR Standard Duty Non-Handed SVR panic devices available on 10' openings. Order extension rod kits separately. Less dogging (specify L-NON FIRE RATED ONLY) add \$50.54 list price	36" x 84" Exit Only	ALM			650.08	898.30	3	
		DBZ			650.08	898.30		
		US3			925.57	1,174.37		
		US32D			925.57	1,174.37		
	36" x 96" Exit Only	BLK				650.08	898.30	
		ALM				701.88	950.03	3
		DBZ				701.88	950.03	
		US3				973.72	1,224.73	
	48" x 84" Exit Only	US32D				973.72	1,224.73	
		ALM				724.22	973.72	3
		DBZ				724.22	973.72	
		US3				980.05	1,247.73	
	48" x 96" Exit Only	US32D				980.05	1,247.73	
		ALM				749.38	999.59	3
		DBZ				749.38	999.59	
		US3				1,025.51	1,275.71	
	US32D				1,025.51	1,275.71		



Exit Devices - 4700




Description	Function	Finish	LHR List	RHR List	Case Qty.
47BE					
Blank Escutcheon					
Must specify handing					
Steel body, zinc lever (US32D has stainless steel cover).					
For doors thicker than 1-3/4" or when used with a shim kit, specify total door thickness.					
Tactile Warning - add \$54.29 to list price of item.					
Archer Lever		ALM	305.83	305.83	6
		DBZ	305.83	305.83	
		US3	334.15	334.15	
		US32D	334.15	334.15	
August Lever		ALM	305.83	305.83	6
		DBZ	305.83	305.83	
	14 Always operable	US3	334.15	334.15	
		US32D	334.15	334.15	
Withnell Lever		ALM	305.83	305.83	6
		DBZ	305.83	305.83	
		US3	334.15	334.15	
		US32D	334.15	334.15	
		BLK		305.83	




47CE					
Cylinder Escutcheon					
Must specify handing					
Requires a 3902 mortise cylinder (with standard cam) sold separately.					
Steel body, zinc lever (US32D has stainless steel cover).					
For doors thicker than 1-3/4" or when used with a shim kit, specify total door thickness.					
Tactile Warning - add \$54.29 to list price of item.					
Archer Lever		ALM	305.83	305.83	6
		DBZ	305.83	305.83	
		US3	334.15	334.15	
		US32D	334.15	334.15	
August Lever		ALM	305.83	305.83	6
		DBZ	305.83	305.83	
	08 Key locks or unlocks lever	US3	334.15	334.15	
		US32D	334.15	334.15	
Withnell Lever		ALM	305.83	305.83	6
		DBZ	305.83	305.83	
		US3	334.15	334.15	
		US32D	334.15	334.15	
		BLK		305.83	





Description	Function	Finish	LHR List	RHR List	Case Qty.
47DT					
Dummy Trim					
Must specify handing					
Steel body, zinc lever (US32D has stainless steel cover).					
For doors thicker than 1-3/4" or when used with a shim kit, specify total door thickness.					
Tactile Warning - add \$54.29 to list price of item.					
Archer Lever		ALM	305.73	305.73	6
		DBZ	305.83	305.83	
		US3	334.15	334.15	
		US32D	334.15	334.15	
August Lever	02 Pull when device is dogged down	ALM	305.73	305.73	6
		DBZ	305.83	305.83	
		US3	334.15	334.15	
		US32D	334.15	334.15	
Withnell Lever		ALM	305.73	305.73	6
		DBZ	305.83	305.83	
		US3	334.15	334.15	
		US32D	334.15	334.15	



47NL					
Night Latch					
Must specify handing					
Requires a 3902 mortise cylinder (sold separately) with standard cam.					
Steel body, zinc lever (US32D has stainless steel cover).					
For doors thicker than 1-3/4" or when used with a shim kit, specify total door thickness.					
Tactile Warning - add \$54.29 to list price of item.					
Archer Lever		ALM	305.83	305.83	6
		DBZ	305.83	305.83	
		US3	334.15	334.15	
		US32D	334.15	334.15	
August Lever	03 Key retracts latchbolt	ALM	305.83	305.83	6
		DBZ	305.83	305.83	
		US3	334.15	334.15	
		US32D	334.15	334.15	
Withnell Lever		ALM	305.83	305.83	6
		DBZ	305.83	305.83	
		US3	334.15	334.15	
		US32D	334.15	334.15	
		BLK		305.83	

1. U/M is each unless otherwise noted.



Exit Devices - 4700



Description	Function	Finish	Fixed Cylinder List	RHR List	Case Qty.
47KD					
Dummy Trim					
Steel body and zinc lever (US32D stainless steel rose).					
Tactile Warning - add \$54.24 to list price of item.					
.					
Archer Lever		ALM	277.02	-	12
		DBZ	277.02	-	
		US3	305.83	-	
		US32D	305.83	-	
August Lever	02 Entrance by trim when device is dogged down	ALM	277.02	-	12
		DBZ	277.02	-	
		US3	305.83	-	
		US32D	305.83	-	
Withnell Lever		ALM	277.02	-	12
		DBZ	277.02	-	
		US3	305.83	-	
		US32D	305.83	-	



47KE					
Entrance					
Fixed cylinder standard or SFIC housing option for levers (SFIC cores sold separately, refer to locks section).					
Steel body and zinc lever or knob (US32D stainless steel rose).					
Tactile Warning - add \$54.29 to list price of item.					
.					
Archer Lever		ALM	305.83	305.83	12
		DBZ	305.83	305.83	
		US3	334.15	334.15	
		US32D	334.15	334.15	
August Lever	08 Entrance by trim key locks or unlocks trim	ALM	305.83	305.83	12
		DBZ	305.83	305.83	
		US3	334.15	334.15	
		US32D	334.15	334.15	
Withnell Lever		ALM	305.83	305.83	12
		DBZ	305.83	305.83	
		US3	334.15	334.15	
		US32D	334.15	334.15	
Apollo Knob (not ADA compliant)		US32D	334.15	334.15	12





Description	Function	Finish	Fixed Cylinder List	RHR List	Case Qty.
47KN					
Night Latch					
Fixed cylinder standard or SFIC housing option for levers (SFIC cores sold separately, refer to locks section).					
Steel body, zinc lever or knob (US32D stainless steel rose).					
Tactile Warning - add \$54.29 to list price of item.					
Archer Lever	ALM	305.83	127486	109767	12
	DBZ	305.83	127489	109768	
	US3	334.15	127480	109769	
	US32D	334.15	127483	109770	
August Lever	ALM	305.83	127487	109775	12
	DBZ	305.83	127490	109776	
	US3	334.15	127481	109777	
	US32D	334.15	127484	109778	
Withnell Lever	ALM	305.83	127488	109783	12
	DBZ	305.83	127491	109784	
	US3	334.15	127482	109785	
	US32D	334.15	127485	109786	
Apollo Knob (not ADA compliant)	US32D	334.15	149373	-	12

03
Key retracts
latchbolt









47KP					
Passage					
Steel body, zinc lever (US32D stainless steel rose).					
Tactile Warning - add \$54.29 to list price of item.					
Archer Lever	ALM	ALM	277.02	109788	12
	DBZ	DBZ	277.02	109789	
	US3	US3	305.83	109790	
	US32D	US32D	305.83	109791	
August Lever	ALM	ALM	277.02	109792	12
	DBZ	DBZ	277.02	109793	
	US3	US3	305.83	109794	
	US32D	US32D	305.83	109795	
Withnell Lever	ALM	ALM	277.02	109796	12
	DBZ	DBZ	277.02	109797	
	US3	US3	305.83	109798	
	US32D	US32D	305.83	109799	










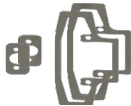

14
Always
operable



Exit Devices - 4700







	Description	Function	Finish	LHR List	RHR List	Case Qty.
	47BT Pull Plate Thumb Piece Passage Tactile Warning - add \$54.29 to list price of item.	14 Always operable	US32D	337.47	337.47	6
	47PT Pull Plate Thumb Piece Entrance Tactile Warning - add \$54.29 to list price of item.	05 Key locks or unlocks thumb piece	US32D	337.47	337.47	6
	47PD Pull Plate - Dummy Trim Plated steel for ALM, DBZ, and US3. Stainless steel for US32D. Tactile Warning - add \$54.29 to list price of item.	02 Pull when device is dogged down	ALM DBZ US3 US32D	137.83 137.83 137.83 137.83		12
	47PN Pull Plate - Night Latch Requires a 3901 rim cylinder (sold separately). Includes retaining cup for 161 door prep. Plated steel for ALM, DBZ, and US3. Stainless steel for US32D. Tactile Warning - add \$54.29 to list price of item	03 Key retracts latchbolt	ALM DBZ US3 US32D	157.63 158.70 158.70 158.71		12
	47RD Raised Lip Pull - Dummy Trim Plated steel for ALM, DBZ, and US3. Stainless steel for US32D. Tactile Warning - add \$54.29 to list price of item.	02 Pull when device is dogged down	ALM DBZ US3 US32D	76.70 76.70 76.70 76.70		12
	47RN Raised Lip Pull - Night Latch Requires a 3901 rim cylinder (sold separately). Tactile Warning - add \$54.29 to list price of item.	03 Key retracts latchbolt	ALM DBZ US3 US32D	85.45 85.45 85.45 85.45		12




	Description	Finish	List	Case Qty.
	4910 Strike for use with 4700 Rim Exit Device Included standard with device.	US32D	88.87	24
	4911 Double door strike for 4700 Surface Vertical Rod and Rim Exit Device. Not for fire-rated door. Optional - order separately.	DBZ US3 US32D	79.77 79.77 79.77	24
	4913 Top strike for 4700 Surface Vertical Rod Exit Device Included standard with device.	US32D	56.66	24
	4914 Bottom strike for 4700 Surface Vertical Rod Exit Device Included standard with device.	US32D	56.66	24
	4915 Threshold strike for use with 4500 Series or 4700 Series. Not for fire-rated doors. Optional order separately.	US32D	32.91	48
	4917 Bottom Latch Assembly Includes latch, cover and screws. Included standard with panic rated devices.	ALM DBZ US3 US32D	82.23 82.23 82.23 82.23	50
	4917F Bottom Latch Assembly Includes latch, cover and screws. Included standard with fire-rated devices.	ALM DBZ US3 US32D	82.23 82.23 82.23 82.23	50
	4918 Top Latch Assembly Includes latch, cover and screws. Included standard with device.	ALM DBZ US3 US32D	82.23 82.23 82.23 82.23	50
	4919 Rod Replacement Kit (top or bottom) Includes rod (47-1/4"), rod guide, rod connector assembly and all appropriate screws.	ALM DBZ US3 US32D	42.00 42.00 42.00 42.00	24
	4931R Shim Kit for 4700 Series Rim Device Packaged 2 ea. 1/8" shims. If using with 47BE, 47CE, 47NL trim, please specify thickness (door plus shim).	ALM DBZ US3 US32D	72.79 72.79 82.23 82.23	24
	4931S Shim Kit for 4700 Series Surface Vertical Rod Device Packaged 2 ea. 1/8" shims. If using with 47BE, 47CE, 47NL trim, please specify thickness (door plus shim).	ALM DBZ US3 US32D	72.79 72.79 82.23 82.23	24




Exit Devices - 4700

	Description		Finish	List	Case Qty.	
	4933R Replacement Head Cover for 4700 Series Rim Device		ALM	52.44	20	
			DBZ	52.44		
			US3	60.88		
			US32D	60.88		
	4933S Replacement Head Cover for 4700 Series SVR Device		ALM	52.44	20	
			DBZ	52.44		
			US3	60.88		
			US32D	60.88		
	4934 Replacement Dogging Plate for 4700 Series Panic Rated Device	36"	ALM	42.00	20	
			DBZ	42.00		
			US3	42.00		
			US32D	42.00		
			48"	ALM	47.57	20
			DBZ	47.57		
			US3	47.57		
			US32D	47.57		
	4934F Replacement Dogging Plate for 4700 Series Fire Rated Device	36"	ALM	42.00	20	
			DBZ	42.00		
			US3	42.00		
			US32D	42.00		
			48"	ALM	47.57	20
			DBZ	47.57		
			US3	47.57		
			US32D	47.57		
	4936 24" Extension Rod Kit Includes 24" extension rod, rod connector, rod guide, and wood and machine screws. Fire rated up to 8' on Surface Vertical Rod device.		ALM	38.48	24	
			DBZ	38.48		
			US3	38.48		
			US32D	38.48		
	4937 36" Extension Rod Kit Includes 36" extension rod, rod connector, rod guide, and wood and machine screws. Fire rated up to 8' on Surface Vertical Rod device.		ALM	43.41	24	
			DBZ	43.41		
			US3	43.41		
			US32D	43.41		





Description	Finish	List	Case Qty.
2-649-0010 Rod Guide Replacement	US3	10.50	
2-649-0011 Rod Guide Replacement	US32D	10.50	
2-649-0012 Rod Guide Replacement	DBZ	10.50	
2-649-0013 Rod Guide Replacement	ALM	10.50	
2-649-0014 Trim Handing Pin - 5 pack	-	10.50	
2-649-0021 Top Latch Cover	ALM	45.56	
2-649-0022 Top Latch Cover	DBZ	45.56	
2-649-0023 Top Latch Cover	US3	45.56	
2-649-0024 Top Latch Cover	US32D	45.56	
2-649-0025 Bottom Latch Cover	ALM	45.56	
2-649-0026 Bottom Latch Cover	DBZ	45.56	
2-649-0027 Bottom Latch Cover	US3	45.56	
2-649-0028 Bottom Latch Cover	US32D	45.56	
2-649-0095 SVR Screwpack - Latch, rod, rod connector, rod guide	ALM	10.50	
2-649-0096 SVR Screwpack - Latch, rod, rod connector, rod guide	DBZ	10.50	
2-649-0097 SVR Screwpack - Latch, rod, rod connector, rod guide	US3	10.50	
2-649-0098 SVR Screwpack - Latch, rod, rod connector, rod guide	US32D	10.50	
2-649-0099 SVR Screwpack - Top and bottom strike	-	8.41	
2-649-0100 Screwpack - Chassis, end cap, head cover, rim strike	ALM	18.24	
2-649-0101 Screwpack - Chassis, end cap, head cover, rim strike	DBZ	18.24	
2-649-0102 Screwpack - Chassis, end cap, head cover, rim strike	US3	18.24	
2-649-0103 Screwpack - Chassis, end cap, head cover, rim strike	US32D	18.24	




Exit Devices - 4700



Description	Finish	List	Case Qty.
2-649-0141 Screwpack - 2" thick door, trim	-	3.53	
2-649-0142 Screwpack - 2-1/4" thick door, trim	-	3.53	
2-649-0144 End Cap Replacement Pack	ALM	22.47	
2-649-0145 End Cap Replacement Pack	DBZ	22.47	
2-649-0146 End Cap Replacement Pack	US3	22.47	
2-649-0147 End Cap Replacement Pack	US32D	22.47	
Note: All end caps come with bracket and fasteners			
2-649-0164 Pack of 8 Screws, trim (4700), 1/4 - 20 x 3/4" PHMS	-	10.50	
2-649-0177 Rod to Rod Connector	US3	10.50	
2-649-0183 Rod to Rod Connector	US32D	10.50	
2-649-0184 Rod to Rod Connector	ALM	10.50	
2-649-0185 Rod to Rod Connector	DBZ	10.50	
2-649-4703 Hex Key for Dogging 3/16" 10 pack	-	7.75	



Description	Length	Finish	List	List Fire Rated	Case Qty.
4900U Non-Keyed Removable Mullion Set 11 Gauge Steel Tube, top bracket/ bottom bracket set Fire rated mullion requires a fire rated strike (sold separately).	7'	USP	661.28	989.08	1
	8'	USP	661.28	989.08	1
	10'	USP	793.14		1
4904 Top/Bottom Bracket Set Removable (Non-Keyed)		-	290.09	356.54	5
2-649-0600 NKR/KR Removable Mullion Bottom Bracket			72.83		



	Description	Length	Finish	List	List Fire Rated	Case Qty.
	4905 Mullion Tube (Non-Keyed) 11 Gauge Steel	7'	USP	424.40		1
		8'	USP	424.40		1
		10'	USP	525.75		1
	4912 Fire rated strike for use with 4500 Series and 4600 Series Fire Rated Exit Device and Mullion		US32D		207.20	24
	4916 Fire rated strike for use with 4700 Series Fire Rated Exit Device and Mullion		US32D		181.76	24
	4953 Mullion Stabilizer for use with 4900 Series Non-Keyed and Keyed Removable Mullion		US32D		71.39	12
	4900X Keyed Removable Mullion Set 11 gauge steel tube, top bracket/bottom bracket set. Requires a 3901 rim cylinder (sold separately). Fire rated mullion requires a fire rated strike (sold separately).	7'	USP	1,363.80	1,614.07	1
		8'	USP	1,363.80	1,614.07	1
		10'	USP	1,572.14		1
	4903 Top/Bottom Bracket Set Key Removable Requires a 3901 rim cylinder (sold separately).		-	838.18	1,027.66	5
	4912 Fire rated strike for use with 4500 Series and 4600 Series Fire Rated Device and Mullion		US32D		207.20	24
	4916 Fire rated strike for use with 4700 Series Fire Rated Exit Device and Mullion		US32D		181.76	24
	4953 Mullion Stabilizer for use with 4900 Series Non-Keyed and Keyed Removable Mullion		US32D		71.39	12



Exit Devices - 4700

	Description	Length	Finish	List	Case Qty.
	3901 Rim Cylinder		US3	62.10	1
	Fixed cylinder and Small Format Interchangeable Core housing available (SFIC cores sold separately). SFIC not available in US26. Dummy rim cylinders also available. Shipped standard with long break-off tailpiece. Specify 6-pin or 7-pin for SFIC housing. For additional cylinder information, please refer to the Locks - Cylinders/Keying sections.		US4	65.95	
			US10B	62.10	
			US26	62.10	
			US26D	62.10	
	3902 Mortise Cylinder		US3	62.10	1
	Fixed cylinder and Small Format Interchangeable Core housing available (SFIC cores sold separately). Dummy mortise cylinders also available. Shipped with Schlage C keyway, standard cam attached, and Adams Rite cam loose in box. Specify length 1-1/8" or 1-1/4" for fixed cylinder or 1-1/4" (6-pin) or 1-3/8" (7-pin) for SFIC housing. For mortise exit device trim specify 1-5/8" with standard cam for fixed cylinder (Schlage C Keyway) or SFIC housing. For mortise exit device x cylinder/optional pull, use 1-3/8" cylinder with 11/16" cylinder collar. For additional cylinder information, please refer to the Locks - Cylinders/Keying sections.		US4	65.95	
			US10B	62.10	
			US26	62.10	
			US26D	62.10	
		BLK	62.10		



2-649-0137
Retaining Cup
 For use with Rim cylinder and 161 prep

NF 12.62



2-649-0045
 7/16" Cylinder Collar (4500 Pull Plate Trim)

US3 23.52

2-649-0046
 7/16" Cylinder Collar (4500 Pull Plate Trim)

US4 23.52

2-649-0048
 7/16" Cylinder Collar (4500 Pull Plate Trim)

US10B 23.52

2-649-0050
 7/16" Cylinder Collar (4500 Pull Plate Trim)

US26 23.52

2-649-0051
 7/16" Cylinder Collar (4500 Pull Plate Trim)

US26D 23.52

2-649-0052
 7/16" Cylinder Collar (4500 Pull Plate Trim)

US32D 23.52

2-649-0105
 7/16" Cylinder Collar (4500 Pull Plate Trim)

BLK 47.04

Note: For use with 1-1/8" mortise cylinders
 Note: All cylinder collars come with wave washer and spacer



2-649-0053
 11/16" Cylinder Collar (4500 Escutcheon Trim)

US3 23.52

2-649-0054
 11/16" Cylinder Collar (4500 Escutcheon Trim)

US4 23.52

2-649-0056
 11/16" Cylinder Collar (4500 Escutcheon Trim)

US10B 23.52

2-649-0057
 11/16" Cylinder Collar (4500 Escutcheon Trim)

US26 23.52

2-649-0058
 11/16" Cylinder Collar (4500 Escutcheon Trim)

US26D 23.52

2-649-0059
 11/16" Cylinder Collar (4500 Escutcheon Trim)

US32D 23.52

2-649-0106
 11/16" Cylinder Collar (4500 Escutcheon Trim)

BLK 47.04

Note: For use with 1-1/4" or 1-3/8" mortise cylinders
 Note: All cylinder collars come with wave washer and spacer



Exit Devices - 4700



Description	Length	Finish	List	Case Qty.
2-647-0012 7/8" Cylinder Collar - 5, 6, 7 pin (4700 Escutcheon Trim)		US3	23.52	
2-647-0013 7/8" Cylinder Collar - 5, 6, 7 pin (4700 Escutcheon Trim)		ALM	23.52	
2-647-0014 7/8" Cylinder Collar - 5, 6, 7 pin (4700 Escutcheon Trim)		DBZ	23.52	
2-647-0015 7/8" Cylinder Collar - 5, 6, 7 pin (4700 Escutcheon Trim)		US32D	23.52	
2-647-0021 7/8" Cylinder Collar - 5, 6, 7 pin (4700 Escutcheon Trim)		BLK	47.04	

Note: For use with 1-1/8" mortise cylinders

Note: All cylinder collars come with wave washer and spacer



TABLE OF CONTENTS

A

Armor Fronts (Mortise) 45

B

Backset Extension Links

 2500..... 9

 3400..... 22

 3500..... 26

Blocking Rings 57

C

Cams (Fixed Cylinder)..... 51-52

Cams (LFIC) 57

Cams (SFIC) 54-55

Cash Box Nut..... 57

Cores

 Small Format Interchangeable..... 52

 Large Format Interchangeable 55

Cylinders

 Key-In-Lever 49

 Mortise (Fixed Cylinder) 51

 Mortise (LFIC)..... 56

 Mortise (SFIC)..... 54

 Mortise Dummy..... 51

 Mortise ADA Turn Knob..... 51

 Rim (Fixed Cylinder) 50

 Rim (LFIC)..... 56

 Rim (SFIC)..... 54

 Rim Dummy..... 50

Cylinder Aligning Sleeves..... 10, 23, 28, 31

Cylinder Collars 44, 58

Cylindrical Locks

 2500, Grade 2.....8-11

 3400, Grade 1..... 20-23

 3500, Grade 2..... 24-28

D

Deadbolts

 3100, Grade 1..... 13

 3200, Grade 2..... 16

 3700, Interconnected..... 33

Deadlocks

 3100, Grade 1..... 12-14

 3200, Grade 2..... 15-18

Dustbox (ASA) 11, 23, 28, 31, 45

Dustbox (Deadbolt) 13, 16

Decorative Locks

 2300..... 5-7

E

Electromechanical Options

 Cylindrical Locks 21

 Mortise Locks 40

F

Faceplate Adapter 6, 9, 16, 26, 31, 33

I

Interchangeable Cores (Small Format) 52

Interchangeable Cores (Large Format)..... 55

Interconnected Locks

 3700, Grade 2 32-34

K

Key Blanks (Fixed Cylinder)..... 48-49

Key Blanks (SFIC) 53

Key Blanks (LFIC) 55-56

Keying Charges (Fixed Cylinder) 48

Keying Charges (SFIC)..... 53

Keying Charges (LFIC)..... 55

Keying, Tools and Accessories..... 59

Keys, Cut (Fixed Cylinder) 48-49

Keys, Cut (SFIC)..... 53

Keys, Cut (LFIC)..... 55-56

L

Latchbolts

 2300, Tubular 6

 2500, Grade 2 Cylindrical..... 9-10

 3400, Grade 1 Cylindrical..... 21-22

 3500, Grade 2 Cylindrical..... 25-26

 3600, Grade 2 Tubular 30

 3700, Grade 2 Interconnected..... 33

Lead Lining 20, 24, 36, 38



Locks

M

Mortise Cam Screws 57

Mortise Locks

3800 (Deadlocks) 41
3800 (Small Case Deadlocks)..... 42
3800 (Sectional) 36-37
3800 (Escutcheon) 38-39
3800 (Sliding Door) 43
Accessories..... 45-47

P

Pins..... 60-62

Power Supplies

Cylindrical Lock..... 21
Mortise Lock..... 40

S

Screw Packs

2300, Tubular 7
2500, Grade 1 Deadlock..... 10
3100, Grade 2 Cylindrical..... 14
3200, Grade 2 Deadlock 17
3400, Grade 1 Cylindrical..... 23
3500, Grade 2 Cylindrical..... 28
3600, Grade 2 Tubular 31
3700, Grade 2 Interconnected..... 34
3800, Grade 1 Mortise..... 46-47

Strikes

2300, Tubular 6
2500, Grade 1 Deadlock..... 10
3100, Grade 1 Deadlock..... 13
3200, Grade 2 Deadlock..... 16
3300, Grade 3 Tubular..... 19
3400, Grade 1 Cylindrical..... 23
3500, Grade 2 Cylindrical..... 27
3600, Grade 2 Tubular 31
3700, Grade 2 Interconnected..... 33
3800, Grade 1 Mortise..... 44

T

Tactile Warning 20, 24, 36, 38

Tailpieces (Fixed Cylinder) 49-50

Tailpieces (Rim-LFIC)..... 56

Tailpieces (LFIC Locksets)..... 56

Tailpieces (Rim-SFIC)..... 51

Tailpieces (SFIC Locksets)..... 54

Tailpieces (Rim Fixed) 51

Thumbturns (Mortise Lock)..... 45

Thru-bolt Jigs..... 11, 23, 28

Tubular Locks

2300 8-11

3300, Grade 3..... 19

3600, Grade 2..... 29-31

INTRODUCTION

Hager Companies offers a variety of locks to meet a wide range of applications and solutions. Heavy Duty Grade 1 deadlocks, cylindrical locks, and mortise locks are ideal for schools, hospitals, and other high-use environments. Grade 2 deadlocks and cylindrical locks are ideal for less abusive environments, while Grade 2 tubular locks are suitable for heavy duty residential or medium duty commercial environments.

All Hager locks have been rigorously tested and certified to the highest standards. Most lock series are BHMA certified per the ANSI A156.2 standards. They are also UL/cUL Listed for all functions up to and including 3 hours for “A” labeled doors. In addition to the certifications, all Hager Grade 1 and Grade 2 leversets are ADA compliant and most come with a lifetime warranty.

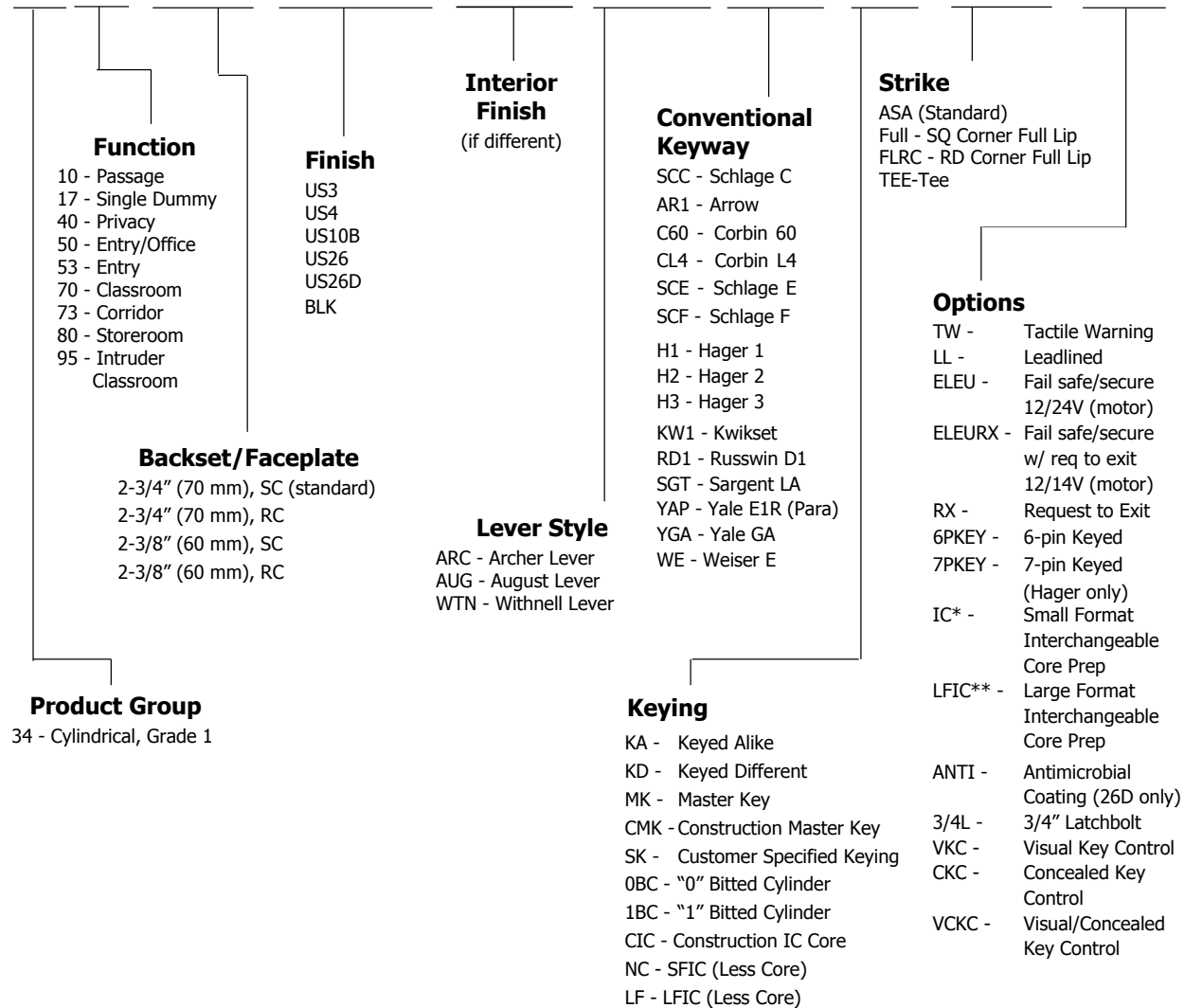
Most Hager locksets are either non-handed or field reversible in the case of the 3800 Series mortise lock. Conventional cylinder and small format interchangeable core are available on keyed functions. Most lock series offer three lever style options along with one knob style. Please check appropriate section for series specific options.

CANCELLATION NOTIFICATION

Cancellation for made-to-order items must be communicated within 48 hours of order placement.



3453 2³/₄" US26D US26 WTN SCC KD ASA —



Notes:

- If master-keyed, include master key instruction sheet with order (available online).
- For additional keying information, please refer to cylinder, core, and keying section of catalog.
- Quick Connect option available on 3400 series electrified models (EL, EU, RX). **Ordering example: 3480 2-3/4" US26D WTN SCC KD ASA ELEUQC.**
- Interchangeable construction core will be included with the lockset if "CIC" is specified in keying section. Customer must specify BLUE or RED color for SFIC. Black is the standard color for LFIC.

* Small format interchangeable core sold separately. Available in Best Keyways (A Standard) or Hager Keyways (optional).

** Large format interchangeable core sold separately. Available in Schlage C Keyway only.

**Ordering example (Lock Less Core) : 3453 2-3/4" US 26D WTN NC ASA IC
: 3453 2-3/4" US 26D WTN LF ASA LFIC**


**Ordering example (Const Core Included) : 3453 2-3/4" US 26D WTN CIC ASA IC7 BLU
: 3453 2-3/4" US 26D WTN CIC ASA LFIC BLK**

Please refer to our Catalog or website (www.hagerco.com) for more detailed and series specific ordering information along with additional information including functions available, additional options, and keying information. Ordering forms such as Master Keying Instruction Sheet and Cylinder Instructions and Ordering Guide are also available on our website (www.hagerco.com).

Description

2300 Series
 Decorative Tubular Locks
 2-3/8" (60 mm) backset (optional)
 2-3/4" (70 mm) backset (standard)
 2-1/4" x 1" (57 mm x 25 mm) SC and RC Faceplate (standard)
 Round and square corner full lip strikes (standard)
 Optional strikes available. For ASA strike, add \$8.70 to list price of the lock.

Refer to catalog or website for more detailed information on functions.
 Some finish/lever combinations will be subject to extended lead times. Consult customer service for availability.
 Split finish available at extended lead time. Handing information required when ordering split finish.
 When ordering handed locks, LH=LHR and RH=RHR
 *US26 finish only available with Charles and Joshua levers




Charles 



Johnston 



Joshua 




Warren 

Function	Finish	List	Case Qty.
2310 Passage	US15	143.29	24
	US26*	149.10	
	US26D	143.29	
	BLK	150.46	
2317 Single Dummy (Specify handing on Johnston and Warren Levers)	US15	64.49	24
	US26*	67.02	
	US26D	64.49	
	BLK	67.72	

Function	Finish	List	Case Qty.
2327 Double Dummy	US15	128.83	24
	US26*	133.97	
	US26D	128.83	
	BLK	135.28	
2340 Privacy	US15	152.52	24
	US26*	158.69	
	US26D	152.52	
	BLK	160.16	




Locks - 2300 Series



Latchbolts		Finish	List	Box Qty.
Description				
2-639-7607 Passage Spring Latch 2-3/4" (70 mm) backset		n/a	24.96	
2-639-7609 Passage Spring Latch 2-3/8" (60 mm) backset		n/a	24.96	
2-639-7608 Privacy Latch 2-3/4" (70 mm) backset		n/a	24.96	
2-639-7610 Privacy Latch 2-3/8" (60 mm) backset		n/a	24.96	
Strikes		Finish	List	Box Qty.
Description				
3933 T-Strike with Plastic Dust Box 1-1/8" x 2-3/4" (29 mm x 70 mm), square corner		US15	10.06	
		US26	10.06	
		US26D	10.06	
		BLK	10.06	
2-639-7620 Full lip replacement strikes (2300) (Includes square and round corner)		US15	15.03	
2-639-7621 Full lip replacement strikes (2300) (Includes square and round corner)		US26	15.03	
2-639-7622 Full lip replacement strikes (2300) (Includes square and round corner)		US26D	15.03	
3935 ASA Strike 1-1/4" x 4-7/8" (32 mm x 124 mm), square corner		US15	15.21	
		US26	15.21	
		US26D	15.21	
		BLK	15.21	
3959 Faceplate Adapter Converts 1" (25 mm) to 1/8" (29 mm) width		NF	2.65	





Components and Screwpacks				
Description	Finish	List		
2-639-7600 Privacy Accessory Kit	BLK	10.56		
2-639-7604 Privacy Accessory Kit	US15	10.56		
2-639-7605 Privacy Accessory Kit	US26	10.56		
2-639-7606 Privacy Accessory Kit	US26D	10.56		
2-300-0093 Replacement Screw Packs	US15/26/26D	13.04	10	



Locks - 2500 Series

Description

2500 Series

Grade 2 Cylindrical - Economy
 Fixed Cylinder, Standard
 6 Pin Cylinders, 5-pin Keyed
 Schlage C Keyway - KD Standard
 2-3/4" (70 mm) Backset
 2-1/4" x 1-1/8" (57 mm x 29 mm) SC Faceplate
 ASA Strike

Small Format Interchangeable Core option Available (cores sold separately - refer to Keying/Core section).

If construction SFIC core is included with the lockset, \$63.59 will be added to the list price of the lock.

Refer to keying/cores section for construction core options.

Optional backsets, faceplates and strikes available.

Optional keying/keyways available.

Refer to catalog or website for more detailed information on functions.



Archer  





Withnell  

Function	Finish	List	Case Qty.
2510 (F75) Passage	US10B	129.23	6
	US26D	129.23	
	BLK	147.95	
2517 Single Dummy	US10B	77.56	12
	US26D	77.56	
	BLK	89.20	
2525 (F111) Exit	US10B	116.38	6
	US26D	116.38	
	BLK	133.83	
2527 BTB Dummy	US3	152.16	6
	US26D	152.16	
	BLK	174.99	

Function	Finish	List	Case Qty.
2540 (F76A) Privacy	US3	132.01	6
	US26D	132.01	
	BLK	151.81	
2550 (F82A) Office	US3	147.25	6
	US26D	147.25	
2553 (F109) Entry	BLK	169.34	
2570 (F84) Classroom			
2580 (F86) Storeroom			





Latchbolts		Finish	List
Description			
3947	Spring Latch - Passage Only (2510) 2-3/4" (70 mm) Backset 2-1/4" x 1-1/8" (57 mm x 29 mm) Faceplate Must specify square or round corner.	US10B	39.99
		US26D	39.99
		BLK	39.99
3949	Spring Latch - Passage Only (2510) 2-3/8" (60 mm) Backset 2-1/4" x 1" (57 mm x 25 mm) Faceplate Must specify square or round corner.	US10B	39.99
		US26D	39.99
		BLK	39.99
3965	Spring Latch - Privacy Only (2540) 2-3/4" (70 mm) Backset 2-1/4" x 1-1/8" (57 mm x 29 mm) Faceplate Must specify square or round corner.	US10B	39.99
		US26D	39.99
		BLK	39.99
3967	Spring Latch - Privacy Only (2540) 2-3/8" (60 mm) Backset 2-1/4" x 1" (57 mm x 25 mm) Faceplate Must specify square or round corner.	US10B	39.99
		US26D	39.99
		BLK	39.99
3948	Dead Latch - 2525 and all keyed functions (2500 Series) 2-3/4" (70 mm) Backset 2-1/4" x 1-1/8" (57 mm x 29 mm) Faceplate Must specify square or round corner.	US10B	39.99
		US26D	39.99
		BLK	39.99
3950	Dead Latch - 2525 and all keyed functions (2500 Series) 2-3/8" (60 mm) Backset 2-1/4" x 1" (57 mm x 25 mm) Faceplate Must specify square or round corner.	US10B	39.99
		US26D	39.99
		BLK	39.99
3959	Faceplate Adapter Can be used with 2500 2-3/8" (60 mm) backset latchbolt. Converts 1" (25 mm) to 1-1/8" (29 mm) width.	NF	3.29
3917	3-3/4" (95 mm) Backset Extension Link Must be used with 2-3/8" (60 mm) backset latchbolt to achieve 3-3/4" total backset.	NF	26.45
3937	5" (127) Backset Extension Link Must be used with 2-3/4" (70 mm) backset latchbolt to achieve 5" total backset.	NF	28.57
Drive-In Latchbolts		Finish	List
Description			
3922	2-3/4" (70 mm) Drive-In Spring Latch - Passage only (2510)	NF	39.99
3923	2-3/4" (70 mm) Drive-In Spring Latch - Privacy only (2540)	NF	39.99
3925	2-3/8" (60 mm) Drive-In Spring Latch - Passage only (2510)	NF	39.99



Locks - 2500 Series



Drive-In Latchbolts		
Description	Finish	List
3926 2-3/8" (60 mm) Drive-In Spring Latch - Privacy only (2540)	NF	39.99
3924 2-3/4" (70 mm) Drive-In Dead Latch - All keyed functions (2500 Series)	NF	39.99
3927 2-3/8" (60 mm) Drive-In Dead Latch - All keyed functions (2500 Series)	NF	39.99

Strikes		
Description	Finish	List
3933 T-Strike with Plastic Dust Box 1-1/8" x 2-3/4" (29 mm x 70 mm), square corner	US10B US26D BLK	10.06 10.06 10.06

3934 Full Lip Strike 1-5/8" x 2-1/4" (41 mm x 57 mm), square corner	US10B US26D BLK	10.06 10.06 10.06
--	-----------------------	-------------------------

3935 ASA Strike Plate Shipped standard with 2500 Series 1-1/4" x 4-7/8" (32 mm x 124 mm), square corner 1-5/16" lip Order dust box separately	US10B US26D BLK	15.21 15.21 15.21
--	-----------------------	-------------------------

3958 Round Corner Full Lip Strike 1-5/8" x 2-1/4" (41 mm x 57 mm), round corner (1/4" radius)	US10B US26D BLK	10.06 10.06 10.06
--	-----------------------	-------------------------



Components and Screwpacks		
Description	Finish	List
2-639-3577 Cylinder Aligning Sleeve (10 pack)	NF	3.79

2-300-0050 Screwpack - 2500 Series Lever Locksets	US10B	15.09
---	-------	-------

2-300-0052 Screwpack - 2500 Series Lever Locksets	US26D	15.09
---	-------	-------

2-300-0058 Screwpack - 2517/2527 Lever Locksets only	NF	15.09
--	----	-------

2-639-3523 2500 Series Thru Bolt Posts	NF	4.97
--	----	------





Components and Screwpacks		
Description	Finish	List
2-669-0389 ASA Metal Dust Box	NF	8.20
3911 2500 Series Leverset Thru-Post Drill Jig	NF	23.29



Locks - 3100 Series



Description

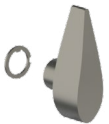
3100 Series

Grade 1
 Fixed Cylinder Standard
 6 Pin Cylinders, 5-pin Keyed
 Schlage C Keyway - KD Standard
 2-3/4" (70 mm) Backset
 2-1/4" x 1-1/8" (57 mm x 29 mm) Square Corner Faceplate
 Square Corner Strike
 Small Format Interchangeable Core option available (cores sold separately - refer to Keying/Core section).

If construction SFIC core is included with the lockset, \$63.59 will be added to list price of the lock.
 Refer to keying/cores section for construction core options.
 Optional backsets, faceplates, and strikes available (see below).
 ASA Strike Available. Add \$8.70 to list price of deadlock.
 Optional keying/keyways available.
 Refer to catalog or website for more detailed information on functions.

Function	Finish	List	Case Qty.
3114 (E2141) Double Cylinder	US10B	247.61	12
	US26D	238.12	
	BLK	259.99	
3115 (E2151) Cylinder x Thumbturn	US10B	218.36	12
	US26D	209.97	
	BLK	229.28	



Function	Finish	List	Case Qty.
3118 (E2171) Classroom	US10B	225.92	12
	US26D	217.19	
	BLK	237.21	




Deadbolts		
Description	Finish	List
3940 2-3/4" (70 mm) Backset - Standard 2-1/4" x 1-1/8" (57 mm x 29 mm) Faceplate Must Specify Square or Round Corner	US10B	39.99
	US26D	39.99
	BLK	39.99
3941 2-3/8" (60 mm) Backset 2-1/4"x 1" (57 mm x 25 mm) Faceplate Must specify square or round corner	US10B	39.99
	US26D	39.99
	BLK	39.99
Strikes		
Description	Finish	List
3929 ASA Deadlock Strike 1-1/4" x 4-7/8" (32 mm x 124 mm), Square Corner 1 5/16" lip Order dust box separately.	US10B	24.47
	US26D	24.47
	BLK	24.47
3930 Strike with plastic dust box 1-1/8" x 2-3/4" (29 mm x 70 mm), Square corner	US10B	9.94
	US26D	9.94
	BLK	9.94
2-639-3109 Deadlock Dust Box	NF	4.78
Components and Screwpacks		
Description	Finish	List
2-639-3151 Collar Handing Keys - 3118 - (RH and LH w/ set screw)	NF	7.95
2-639-7149 Thumbturn Repair Kit - 3100 Series	US10B	14.41
2-639-3168 Thumbturn Repair Kit - 3100 Series	US26D	14.41



Locks - 3100 Series



Components and Screwpacks		
Description	Finish	List
2-300-0003 Screwpack 3115/3118	US10B	13.85
2-300-0005 Screwpack 3115/3118	US26D	13.85
2-300-0009 Screwpack 3114	US10B	13.85
2-300-0011 Screwpack 3114	US26D	13.85
2-639-3167 Tailpiece Kit for 2" - 2-1/4" Thick Door (3114/3118 Fixed Cylinder Only)		10.68
2-639-3238 Tailpiece Kit for 2" - 2-1/4" Thick Door (3114 Fixed Cylinder Only)	US10B	10.68
2-639-3239 Tailpiece Kit for 2" - 2-1/4" Thick Door (3114 Fixed Cylinder Only)	US26D	10.68
2-639-7161 SFIC Deadlock Cylinder Assembly - 3115/3118	US10B	24.84
2-639-7163 SFIC Deadlock Cylinder Assembly - 3115/3118	US26D	24.84



Description

3200 Series

Grade 2
 Fixed Cylinder, Standard
 6 Pin Cylinders, 5-pin Keyed
 Schlage C Keyway - KD Standard
 2-3/4" (70 mm) Backset
 2-1/4" x 1-1/8" SC Faceplate
 (57 mm x 29 mm)
 Square Corner Strike

Small Format Interchangeable Core option available (cores sold separately - refer to Keying/Core section).

If construction SFIC core is included with the lockset, \$63.59 will be added to list price of the lock.

Refer to keying/cores section for construction core options.

Optional backsets, faceplates, and strikes available (see next page).

ASA Strike Available. Add \$8.70 to list price of deadlock.

Optional keying/keyways available.

Refer to Catalog or website for more detailed information on functions.

Function	Finish	List	Case Qty.
3214 (E2142) Double Cylinder	US3	144.54	12
	US4	144.54	
	US10B	144.54	
	US26D	137.70	
	US32D	126.27	
	BLK	151.77	
3215 (E2152) Cylinder x Thumbturn	US3	117.74	12
	US4	117.74	
	US10B	117.74	
	US26D	112.12	
	US32D	102.89	
	BLK	123.62	
3216 Thumbturn x Occupancy Indicator	US3	93.65	12
	US4	93.65	
	US10B	93.65	
	US26D	89.19	
	US32D	81.76	

Function	Finish	List	Case Qty.
3220 (E21112) Thumbturn only w/ Blank Plate	US3	87.52	12
	US4	87.52	
	US10B	87.52	
	US26D	83.31	
	US32D	76.47	
3221 (E2192) Thumbturn only	US3	71.95	12
	US4	71.95	
	US10B	71.95	
	US26D	68.53	
	US32D	62.91	
3222 Retrofit Kit for use w/ 3220 or 3221	US3	46.82	12
	US4	46.82	
	US10B	46.82	
	US26D	44.63	
	US32D	40.94	



Locks - 3200 Series



Deadbolts Description	Finish	List
3940 2-3/4" (70 mm) Backset - Standard 2-1/4" x 1-1/8" (57 mm x 29 mm) Faceplate Must Specify Square or Round Corner US32D available in square corner only	US3	39.99
	US4	42.60
	US10B	39.99
	US26D/US32D	39.99
	BLK	39.99
3941 2-3/8" (60 mm) Backset 2-1/4" x 1" (57 mm x 25 mm) Faceplate Must specify square or round corner US32D available in square corner only	US3	39.99
	US4	42.60
	US10B	39.99
	US26D/US32D	39.99
	BLK	39.99
3942 2-3/8" - 2-3/4" (60 mm - 70 mm) Adjustable 2-1/4" x 1-1/8" (57 mm x 29 mm) Square Corner Faceplate For use with 3220, 3221 deadlocks only Round corner optional 1" Wide faceplate available in square corner or round corner US32D available in square corner only	US3	39.99
	US4	42.60
	US10B	39.99
	US26D/US32D	39.99
	BLK	39.99
3959 Faceplate Adapter Can be used with 3220 and 3221 deadlock Converts 1" (25 mm) to 1-1/8" (29 mm) width	NF	3.29



Strikes Description	Finish	List
3929 ASA Deadlock Strike 1-1/4" x 4-7/8" (32 mm x 124 mm), Square Corner 1-5/16" lip Optional Strike can be used with 3100/3200 Series. Order dust box separately. For use with 3200 Series US32D, order US26D.	US3	24.27
	US4	26.02
	US10B	24.27
	US26D	24.27
3930 Strike with plastic dust box 1-1/8" x 2-3/4" (29 mm x 70 mm), Square corner	US3	9.94
	US4	10.49
	US10B	9.94
	US26D	9.94
	US32D	9.94
2-639-3109 Deadlock Dust Box For use with standard strike, 3930.	NF	4.78



Components and Screwpacks		Finish	List
	2-300-0018 Screwpack for 3214	US3	13.85
	2-300-0019 Screwpack for 3214	US4	13.85
	2-300-0021 Screwpack for 3214	US10B	13.85
	2-300-0023 Screwpack for 3214	US26D/US32D	13.85
	2-300-0024 Screwpack for 3215	US3	13.85
	2-300-0025 Screwpack for 3215	US4	13.85
	2-300-0027 Screwpack for 3215	US10B	13.85
	2-300-0029 Screwpack for 3215	US26D/US32D	13.85
	2-300-0105 Screwpack 3216/3220/3222	US3	13.85
	2-300-0106 Screwpack 3216/3220/3222	US4	13.85
	2-300-0108 Screwpack 3216/3220/3222	US10B	13.85
	2-300-0110 Screwpack 3216/3220/3222	US26D/US32D	13.85
	2-300-0111 Screwpack 3221	US3/US10	13.85
	2-300-0112 Screwpack 3221	US4	13.85
	2-300-0114 Screwpack 3221	US10B	13.85
	2-300-0116 Screwpack 3221	US26D/US32D	13.85
	2-639-3218 Thumbturn Assembly - 3215	US3	14.16
	2-639-3219 Thumbturn Assembly - 3215	US4	14.16
	2-639-3221 Thumbturn Assembly - 3215	US10B	14.16
	2-639-7153 Thumbturn Assembly - 3215	US26D	14.16
	2-639-3223 Thumbturn Assembly - 3215	US32D	14.16
	2-639-3230 Tailpiece Kit for 2" - 2-1/4" Door (3215 Fixed Cylinder Only)	US3	10.68
	2-639-3231 Tailpiece Kit for 2" - 2-1/4" Door (3215 Fixed Cylinder Only)	US4	10.68
	2-639-3233 Tailpiece Kit for 2" - 2-1/4" Door (3215 Fixed Cylinder Only)	US10B	10.68
	2-639-3235 Tailpiece Kit for 2" - 2-1/4" Door (3215 Fixed Cylinder Only)	US26D	10.68
	2-639-7151 Tailpiece Kit for 2" - 2-1/4" Door (3215 Fixed Cylinder Only)	US32D	10.68



Locks - 3200 Series



Components and Screwpacks

Description	Finish	List
2-639-3236 Tailpiece Kit for 2" - 2-1/4" Door (3214 Fixed Cylinder Only)	US3/US4	10.68
2-639-3238 Tailpiece Kit for 2" - 2-1/4" Door (3214 Fixed Cylinder Only)	US10B	10.68
2-639-3239 Tailpiece Kit for 2" - 2-1/4" Door (3214 Fixed Cylinder Only)	US26D/US32D	10.68
2-639-7157 3215 SFIC Deadlock Spacer	US3	8.51
2-639-7158 3215 SFIC Deadlock Spacer	US4	8.51
2-639-7155 3215 SFIC Deadlock Spacer	US10B	8.51
2-639-7156 3215 SFIC Deadlock Spacer	US26D	8.51
2-639-7144 3215 SFIC Deadlock Spacer	US32D	8.51
2-639-7641 3216 Emergency Key (10Pk)	NF	10.81



Description

3300 Series

Grade 3 Tubular - Residential
 Fixed Cylinder, Standard
 5 Pin Keyed Different Cylinder only - no keying services available
 Schlage C Keyway only
 2-3/8" - 2-3/4" (60mm - 70mm) adjustable backset
 2-1/4" - 1" (57mm x 25mm) RC Faceplate (Square corner faceplate loose in the box)
 1-3/4" x 2-1/4" Full lip round corner strike, no box (standard)

Refer to catalog or website for more detailed information on functions.

When ordering handed lever designs, LH=LHR and RH=RHR.

Optional strikes must be purchased separately.



Archer



August



Johnston



Withnell

Function	Finish	List	Case Qty.
3310	US15	60.58	18
Passage	US26D	65.23	
	BLK	65.23	

Function	Finish	List	Case Qty.
3340	US15	65.23	18
Privacy	US26D	68.53	
	BLK	68.53	

3317	US15	29.64	27
Single Dummy	US26D	31.97	
(Specify Handing for Johnston lever)	BLK	31.97	

Strikes

Description

Finish

List

2-639-7793

Full Lip Strike
 1-3/4" x 2-1/4" (45mm x 57mm), Sq Corner

US15/US26D

2.61

2-639-7794

Full Lip Strike

BLK

2.61

2-639-7798

T-Strike
 1-1/8" x 2-3/4" (29mm x 70mm), square corner

US15/US26D

2.61

2-639-7799

T-Strike

BLK

2.61



Locks - 3400 Series



Description

3400 Series

Grade 1 Cylindrical
 Fixed Cylinder, Standard
 6 Pin Cylinders, 5-pin Keyed
 Schlage C Keyway - KD Standard
 2-3/4" (70 mm) Backset
 2-1/4" x 1-1/8" SC Faceplate (57 mm x 29 mm)
 ASA Strike

Small and Large Format Interchangeable Core option available (cores sold separately - refer to Keying/Core section).

If construction core is included with the lockset, \$63.59 (SFIC) or \$80.42 (LFIC) will be added to the list price of the lock. Refer to keying/cores section for construction core options.

Extended Lip ASA strike available. Add \$14.90 to list price of the lock.

Lead Lined available. Add \$186.30 to the list price of the lock.

Tactile Warning available on levers only. Add \$62.10 to the list price of lock.

3/4" latchbolt available. Add \$103.00 to the list price of lock.

Anti-microbial available on 26D finish only. Add \$49.68 to the list price of the lock.

Split finish available. Priced at higher finish.

Optional backsets, faceplates, and strikes available (see next page).

Optional keying/keyways available.

Security Torx screws available. Add \$17.39 to list price of the lock.

*3495 Intruder Classroom includes locking indicator rose.

Refer to catalog or website for more detailed information on functions.



Archer  



August  



Withnell  

Function	Finish	List	Case Qty.
3410 (F75)	US3	384.28	6
Passage	US4	384.28	
	US10B	384.28	
	US26	384.28	
	US26D	369.48	
	BLK	406.42	
3417	US3	180.77	12
Single Dummy	US4	180.77	
	US10B	180.77	
	US26	180.77	
	US26D	173.79	
	BLK	191.17	
3440 (F76A)	US3	442.53	6
Privacy	US4	442.53	
	US10B	442.53	
	US26	442.53	
	US26D	425.47	
	BLK	468.02	

Function	Finish	Lever List	Case Qty.
3450 (F82A)	US3	515.32	6
Office	US4	515.32	
3453 (F109)	US10B	515.32	
Entry	US26	515.32	
3470 (F84)	US26D	495.55	
Classroom	BLK	545.11	
3473 (F90)			
Corridor*/Dormitory			
3480 (F86)			
Storeroom			
3482 (F87)	US3	669.67	6
Institution	US4	669.67	
	US10B	669.67	
	US26	669.67	
	US26D	569.57	
3495 (F110)	US3	627.95	6
Intruder Classroom*	US4	627.95	
	US10	627.95	
	US10B	627.95	
	US26	627.95	
	US26D	603.87	



3400 Series Electrified Cylindrical Lockset Description	Add electrified charges to the list price of the lock Function	List
Outside lever continuously locked (EL) or unlocked (EU) by 12 or 24V. Latchbolt retracted by key outside or lever inside. Auxiliary latch deadlocks latchbolt when door is closed. Inside always free for immediate egress.	ELEU 12V/24V Storeroom - Fail Safe/Fail Secure	273.86
Single switch (SPDT) mounted inside the spring cage monitors inside lever rotation to send a signal for a variety of applications: Shunt an alarm, sound an alarm, release an electromagnetic lock or signal a console.	RX Request to Exit	222.32

QUICK CONNECT OPTION: Locks will come with molex connector attached at no extra charge. Quick connect option allows rapid installation of locks when used with the Hager Quick Connect harness cable. See Commercial Hinges section for available harness sizes.

QUICK CONNECT ORDERING EXAMPLE: 3480 2-3/4" US26D WTN SCC KD ASA ELEUQC



Power Supplies Description	Function	List
Provides power for Fail Safe or Fail Secure locking devices and interface with building alarm controls, card readers, keypads, and other door controls.	2903 24 Volt Power Supply	Reference Electrified products section
Provides power and control for openings with an electrified locking device and automatic door operator.	2904 24 Volt Power Supply	Reference Electrified products section
Provides up to 1 amp of 12 or 24 Volt DC Power for all Hager Electrified Products.	2908 24 Volt Power Supply	Reference Electrified products section
Provides up to 2 amps of 12 or 24 Volt DC Power for all Hager Electrified Products.	2909 24 Volt Power Supply	Reference Electrified products section



Latchbolts Description	Finish	List
3943 Spring Latch - Passage Only (3410) - Standard 2-3/4" (70 mm) Backset 2-1/4" x 1-1/8" (57 mm x 29 mm) Faceplate *Must specify square or round corner.	US3	42.04
	US4	44.71
	US10B	42.04
	US26	42.04
	US26D	42.04
	BLK	42.04
3945 Spring Latch - Passage Only (3410) 2-3/8" (60 mm) Backset 2-1/4" x 1-1/8" (57 mm x 29 mm) Faceplate *Must specify square or round corner.	US3	42.04
	US4	44.71
	US10B	42.04
	US26	42.04
	US26D	42.04
	BLK	42.04
3964 Spring Latch - Privacy Only (3440) 2-3/4" (70 mm) Backset 2-1/4" x 1-1/8" (57 mm x 29 mm) Faceplate *Must specify square or round corner.	US3	42.04
	US4	44.71
	US10B	42.04
	US26	42.04
	US26D	42.04
	BLK	42.04



Locks - 3400 Series



Latchbolts Description

3966

Spring Latch - Privacy Only (3440)
2-3/8" (60 mm) Backset
2-1/4" x 1-1/8" (57 mm x 29 mm) Faceplate
*Must specify square or round corner.

Finish	List
US3	42.04
US4	44.71
US10B	42.04
US26	42.04
US26D	42.04
BLK	42.04



3944

Dead Latch - All keyed functions except Corridor
2-3/4" (70 mm) Backset
2-1/4" x 1-1/8" (57 mm x 29 mm) Faceplate
*Must specify square or round corner.

US3	42.04
US4	44.71
US10B	42.04
US26	42.04
US26D	42.04
BLK	42.04



3946

Dead Latch - All keyed functions except Corridor
2-3/8" (60 mm) Backset
2-1/4" x 1-1/8" (57 mm x 29 mm) Faceplate
*Must specify square or round corner.

US3	42.04
US4	44.71
US10B	42.04
US26	42.04
US26D	42.04
BLK	42.04



3992

Dead Latch - Corridor (3473)
2-3/8" (60 mm) Backset
2-1/4" x 1-1/8" (57 mm x 29 mm) Faceplate
*Must specify square or round corner.

US3	42.04
US4	44.71
US10B	42.04
US26	42.04
US26D	42.04
BLK	42.04



3993

Dead Latch - Corridor (3473)
2-3/4" (70 mm) Backset
2-1/4" x 1-1/8" (57 mm x 29 mm) Faceplate
*Must specify square or round corner.

US3	42.04
US4	44.71
US10B	42.04
US26	42.04
US26D	42.04
BLK	42.04



3932

3/4" Dead Latch (3450, 3453, 3470, 3480, 3495)
2-3/4" (70 mm) Backset
2-1/4" x 1-1/8" (57 mm x 29 mm) square corner faceplate

US3	146.99	10
US4	146.99	
US10B	146.99	
US26	146.99	
US26D	146.99	
US26D	146.99	



3916

3-3/4" (95 mm) Backset Extension Link
Must be used with 2-3/8" backset latchbolt to achieve 3-3/4" total backset.

NF	26.45
----	-------




3936

5" (127 mm) Backset Extension Link
Must be used with 2-3/4" backset latchbolt to achieve 5" total backset.

NF	28.57
----	-------





Strikes			
Description	Finish	List	
3933 T-Strike with Plastic Dust Box 1-1/8" x 2-3/4" (29 x 70 mm), square corner	US3	10.06	
	US4	10.56	
	US10B	10.06	
	US26	10.06	
	US26D	10.06	
	BLK	10.06	
3934 Full Lip Strike 1-5/8" x 2-1/4" (41 mm x 57 mm), square corner	US3	10.06	
	US4	10.56	
	US10B	10.06	
	US26	10.06	
	US26D	10.06	
	BLK	10.06	
3935 ASA Strike Shipped standard with 3400 Series 1-1/4" x 4-7/8" (32 mm x 124 mm), square corner 1-5/16" lip Order dust box separately	US3	15.21	
	US4	15.21	
	US10B	15.21	
	US26	15.21	
	US26D	15.21	
	BLK	15.21	
3958 Round Corner Full Lip Strike 1-5/8" x 2-1/4" (41 mm x 57 mm), round corner (1/4" radius)	US3	10.06	
	US4	10.56	
	US10B	10.06	
	US26	10.06	
	US26D	10.06	
	BLK	10.06	
2-669-0389 ASA Metal Dust Box	NF	8.20	
Components and Screwpacks			
Description	Finish	List	
2-639-3490 Cylinder Aligning Sleeve (10 pack)	NF	4.04	
2-300-0036 Screwpack - 3400 Series Lever Lockset	US3/US4	15.09	
2-300-0039 Screwpack - 3400 Series Lever Lockset	US10B	15.09	
2-300-0041 Screwpack - 3400 Series Lever Lockset	US26/US26D	15.09	
2-300-0042 Screwpack - 3417 Dummy Lever Only	NF	6.40	
3911 3400 Series Leverset Thru-Post Drill Jig	NF	23.29	ea



Locks - 3500 Series



Description

3500 Series

Grade 2 Cylindrical
Fixed Cylinder, Standard
6 Pin Cylinders, 5-pin Keyed
Schlage C Keyway - KD Standard
2-3/4" (70 mm) Backset
2-1/4" x 1-1/8" (57 mm x 29 mm) SC Faceplate
ASA Strike

Small Format Interchangeable Core option available (cores sold separately - refer to Keying/Core section).

If construction SFIC core is included with the lockset, \$63.59 will be added to list price of the lock. Refer to keying/cores section for construction core options.

Lead Lined available. Add \$186.30 to the list price of the lock.

Extended Lip ASA strike available. Add \$14.90 to list price of the lock.

Tactile Warning available. Add \$62.10 to the list price of the lock.

3/4" latchbolt available. Add \$146.99 to the list price of the lock.

Anti-microbial available on 26D finish only. Add \$49.68 to list price of lock.

Split finish available. Priced at higher finish.

Optional backsets, faceplates and strikes available (see next page).

Optional keying/keyways available.

Apollo knob with SFIC will be subject to extended lead times, consult factory for availability. SFIC not available on the Apollo knob in US3 finish.

*3525 Exit, 3527 BTB Dummy, 3573, and 3579 functions are not available on Apollo knob.

Refer to catalog or website for more detailed information on functions.

Function	Finish	Lever List	Case Qty.	Knob List
3510 (F75) Passage	US3	227.72	6	76.72
	US4	227.72		
	US10B	227.72		
	US26	227.72		
	US26D	211.90		
	US32D			76.72
3517 Single Dummy	US3	90.16	12	43.92
	US4	90.16		
	US10B	90.16		
	US26	90.16		
	US26D	83.83		
	US32D			43.92
3525 (F111) Exit*	US3	227.72	6	
	US4	227.72		
	US10B	227.72		
	US26	227.72		
	US26D	211.90		
3527 BTB Dummy*	US3	180.25	6	
	US4	180.25		
	US10B	180.25		
	US26	180.25		
	US26D	167.66		
	BLK	191.13		

Function	Finish	Lever List	Case Qty.	Knob List
3540 (F76A) Privacy	US3	258.66	6	80.92
	US4	258.66		
	US10B	258.66		
	US26	258.66		
	US26D	240.64		
	US32D			80.92
3550 (F82A) Office	US3	287.01	6	116.90
	US4	287.01		
3553 (F109) Entry	US10B	287.01		
	US26	287.01		
3570 (F84) Classroom	US26D	266.99		
	US32D			116.90
3573 (F90) Corridor*/ Dormitory	BLK	304.36		
3579 (F113) Keyed Communicating*				
3580 (F86) Storeroom				



Latchbolts Description	Finish	List
3947 Spring Latch - Passage only (3510) - Standard 2-3/4" (70 mm) Backset 2-1/4" x 1-1/8" (57 mm x 29 mm) Faceplate Must specify square or round corner.	US3	39.99
	US4	42.60
	US10B	39.99
	US26	39.99
	US26D	39.99
	BLK	39.99
3949 Spring Latch - Passage only (3510) 2-3/8" (60 mm) Backset 2-1/4" x 1" (57 mm x 25 mm) Faceplate Must specify square or round corner.	US3	39.99
	US4	42.60
	US10B	39.99
	US26	39.99
	US26D	39.99
	BLK	39.99
3965 Spring Latch - Privacy only (3540) - Standard 2-3/4" (70 mm) Backset 2-1/4" x 1-1/8" (57 mm x 29 mm) Faceplate Must specify square or round corner.	US3	39.99
	US4	42.60
	US10B	39.99
	US26	39.99
	US26D	39.99
	BLK	39.99
3967 Spring Latch - Privacy only (3540) 2-3/8" (60 mm) Backset 2-1/4" x 1" (57 mm x 25 mm) Faceplate Must specify square or round corner.	US3	39.99
	US4	42.60
	US10B	39.99
	US26	39.99
	US26D	39.99
	BLK	39.99
3948 Dead Latch - 3525 and all keyed functions except Corridor 2-3/4" (70 mm) Backset 2-1/4" x 1-1/8" (57 mm x 29 mm) Faceplate Must specify square or round corner.	US3	39.99
	US4	42.60
	US10B	39.99
	US26	39.99
	US26D	39.99
	BLK	39.99
3950 Dead Latch - 3525 and all keyed functions except Corridor 2-3/8" (60 mm) Backset 2-1/4" x 1" (57 mm x 25 mm) Faceplate Must specify square or round corner.	US3	39.99
	US4	42.60
	US10B	39.99
	US26	39.99
	US26D	39.99
	BLK	39.99
3994 Dead Latch - Corridor (3573) 2-3/8" (60 mm) Backset 2-1/4" x 1" (57 mm x 25 mm) Faceplate Must specify square or round corner.	US3	39.99
	US4	42.60
	US10B	39.99
	US26	39.99
	US26D	39.99
	BLK	39.99
3995 Dead Latch - Corridor (3573) 2-3/4" (70 mm) Backset 2-1/4" x 1-1/8" (57 mm x 29 mm) Faceplate Must specify square or round corner.	US3	39.99
	US4	42.60
	US10B	39.99
	US26	39.99
	US26D	39.99
	BLK	39.99



Locks - 3500 Series



Latchbolts Description	Finish	List
3932	US3	146.99
3/4" Dead Latch (3550, 3553, 3570, 3580)	US4	146.99
2-3/4" (70 mm) Backset	US10B	146.99
2-1/4" x 1-1/8" (57 mm x 29 mm) square corner faceplate	US26	146.99
	US26D	146.99
	BLK	146.99
	NF	3.29



3959		
Faceplate Adapter		
Can be used with 3500 2-3/8" backset latchbolt.		
Converts to 1" (25 mm) to 1-1/8" (29 mm) width.		



3917	NF	26.45
3-3/4" (95 mm) Backset extension link		
Must be used with 2-3/8" backset latchbolt to achieve 3-3/4" total backset.		



3937	NF	28.57
5" (127 mm) Backset extension link		
Must be used with 2-3/4" backset latchbolt to achieve 5" total backset.		





Drive-in Latchbolts		
Description	Finish	List
3922 2-3/4" (70 mm) Drive-In Spring Latch - Passage only (3510)	NF	39.99
3923 2-3/4" (70 mm) Drive-In Spring Latch - Privacy only (3540)	NF	39.99
3925 2-3/8" (60 mm) Drive-In Spring Latch - Passage only (3510)	NF	39.99
3926 2-3/8" (60 mm) Drive-In Spring Latch - Privacy only (3540)	NF	39.99
3924 2-3/4" (70 mm) Drive-In Dead Latch - All keyed functions except corridor	NF	39.99
3927 2-3/8" (60 mm) Drive-In Dead Latch - All keyed functions except corridor	NF	39.99
3996 2-3/8" (60 mm) Drive-In Dead Latch - Corridor (3573)	NF	39.99
3997 2-3/4" (70 mm) Drive-In Dead Latch - Corridor (3573)	NF	39.99




Strikes		
Description	Finish	List
3933 T-Strike with Plastic Dust Box 1-1/8" x 2-3/4" (29 mm x 70 mm), square corner For use with US32D knobs, order US26D.	US3	10.06
	US4	10.56
	US10B	10.06
	US26	10.06
	US26D	10.06
3934 Full Lip Strike 1-5/8" x 2-1/4" (41 mm x 57 mm), square corner For use with US32D knobs, order US26D.	US3	10.06
	US4	10.56
	US10B	10.06
	US26	10.06
	US26D	10.06
3935 ASA Strike Shipped Standard with 3500 Series 1-1/4" x 4-7/8" (32 mm x 124 mm), square corner 1-5/16" lip Order dust box separately.	US3	15.21
	US4	15.21
	US10B	15.21
	US26	15.21
	US26D	15.21
3958 Round Corner Full Lip Strike 1-5/8" x 2-1/4" (41 mm x 57 mm), round corner (1/4" radius) For use with US32D knobs, order US26D.	US3	10.06
	US4	10.56
	US10B	10.06
	US26	10.06
	US26D	10.06




Locks - 3500 Series




Strikes		
Description	Finish	List
2-669-0389 ASA Metal Dust Box	NF	8.20



Components and Screwpacks		
Description	Finish	List
2-300-0048 Screwpack - 3500 Series Lever Locksets	US3/US4	15.09
2-300-0050 Screwpack - 3500 Series Lever Locksets	US10B	15.09
2-300-0052 Screwpack - 3500 Series Lever Locksets	US26/US26D	15.09



2-300-0059 Screwpack - 3500 Series Knob Locksets	US3	15.09
2-300-0060 Screwpack - 3500 Series Knob Locksets	US32D	15.09



2-300-0058 Screwpack - 3517/3527 Lever Locksets only	NF	15.09
--	----	-------



2-300-0045 Screwpack - 3517 Knob Lockset only	NF	6.40
---	----	------



2-639-3523 3500 Series thru bolt posts	NF	4.97
--	----	------



2-639-3577 Cylinder Aligning Sleeve (10 pack)	NF	3.79
---	----	------



3912 3500 Series Leverset Thru-Post Drill Jig	NF	23.29
---	----	-------



Description

3600 Series

Grade 2 Tubular Locks
 Fixed Cylinder, Standard
 6 Pin Cylinders, 5-Pin Keyed
 Schlage C Keyway - KD Standard
 2-3/8" - 2-3/4" (60 mm - 70 mm) adjustable backset
 2-1/4" x 1" (57 mm x 25 mm) SC Faceplate
 ASA Strike
 Levers only

Small Format Interchangeable Core option available (cores sold separately - refer to Keying/Core section).

If construction core is included with the lockset, \$63.59 will be added to the list price of the lock. Refer to keying/cores section for construction core options.

Extended Lip ASA strike available. Add \$14.90 to list price of the lock.

Split finish available, priced at higher finish.

Optional backsets, faceplates and strikes available (see next page).

SFIC leversets only available in US26D finish.

US4 finish available at extended lead time. Consult factory for availability.

Refer to catalog or website for more detailed information on functions



Archer



August



Withnell



Function	Finish	List	Case Qty.
3610 (F75) Passage	US4	156.49	12
	US10B	156.49	
	US26D	145.57	
3617 Single Dummy	US4	77.76	20
	US10B	77.76	
	US26D	72.27	

Function	Finish	List	Case Qty.
3640 (F76B) Privacy	US4	167.40	12
	US10B	167.40	
	US26D	155.71	
3653 (F82A) Entry/Office	US4	212.61	12
	US10B	212.61	
3670 (F84) Classroom	US26D	197.88	
	3680 (F86) Storeroom		



Locks - 3600 Series

		Latchbolts	
		Description	Finish List
	3951	Spring Latch - Non-keyed Functions (3600) - Standard 2-3/8" - 2-3/4" (60 mm - 70 mm) adjustable backset 2-1/4" x 1" (57 mm x 25 mm) square corner faceplate	US4 35.71 US10B 33.60 US26D 33.60
	3952	Dead Latch - All keyed functions (3600) - Standard 2-3/8" - 2-3/4" (60 mm - 70 mm) adjustable backset 2-1/4" x 1" (57 mm x 25 mm) square corner faceplate	US4 35.71 US10B 33.60 US26D 33.60
	3953	Spring Latch - Non-keyed Functions (3600) 2-3/8" - 2-3/4" (60 mm - 70 mm) adjustable backset 2-1/4" x 1" (57 mm x 25 mm) round corner faceplate	US4 35.71 US10B 33.60 US26D 33.60
	3954	Dead Latch - All keyed functions (3600) 2-3/8" - 2-3/4" (60 mm - 70 mm) adjustable backset 2-1/4" x 1" (57 mm x 25 mm) round corner faceplate	US4 35.71 US10B 33.60 US26D 33.60
		3938	Dead Latch - All keyed functions (3600) 5" (127 mm) Backset 2-1/4" x 1" (57 mm x 25 mm) Faceplate Must specify square or round corner.
		3939	Spring Latch - Non-keyed functions (3600) 5" (127 mm) Backset 2-1/4" x 1" (57 mm x 25 mm) Faceplate Must specify square or round corner.
			Drive-in Latchbolts
		Description	Finish List
	3914	2-3/8" - 2-3/4" (60 mm - 70 mm) Adjustable Drive-In Spring Latch - All non-keyed functions	NF 33.60
	3915	2-3/8" - 2-3/4" (60 mm - 70 mm) Adjustable Drive-In Dead Latch - All keyed functions	NF 33.60






Strikes		
Description	Finish	List
3933 T-Strike with Plastic Dust Box 1-1/8" x 2-3/4" (29 mm x 70 mm), square corner	US4 US10B US26D	10.56 10.06 10.06
3934 Full Lip Strike 1-5/8" x 2-1/4" (41 mm x 57 mm), square corner	US4 US10B US26D	10.56 10.06 10.06
3935 ASA Strike Shipped standard w/ 3600 Series 1-1/4" x 4-7/8" (32 mm x 124 mm), square corner 1-5/16" lip Order dust box separately	US4 US10B US26D	15.21 15.21 15.21
3958 Round Corner Full Lip Strike 1-5/8" x 2-1/4" (41 mm x 57 mm) round corner (1/4" radius)	US4 US10B US26D	10.56 10.06 10.06
2-669-0389 ASA Metal Dust Box	NF	8.20
3959 Faceplate Adapter 3600 Series Standard Converts 1" (25 mm) to 1-1/8" (29 mm) width	NF	3.29
Components and Screwpacks		
Description	Finish	List
2-300-0064 Screwpack - 3600 Series Lever Locksets	US4	13.72
2-300-0066 Screwpack - 3600 Series Lever Locksets	US10B	13.72
2-300-0068 Screwpack - 3600 Series Lever Locksets	US26D	13.72
2-300-0074 Screwpack - 3617 Lever Locksets only	NF	13.72
2-639-7159 Cylinder Aligning Sleeve (10 pack)	NF	3.48



Locks - 3700 Series



Description

3700 Series

Grade 2 Interconnected
 Fixed Cylinder, Standard
 6 Pin Cylinders, 5-Pin Keyed
 Schlage C Keyway - KD Standard
 2-3/4" (70 mm) Backset
 2-1/4" x 1-1/8" (57 mm x 29 mm) SC Faceplate
 T-Strike
 Levers only

Small Format Interchangeable Core option available (cores sold separately - refer to Keying/Core section).

If construction SFIC core is included with the lockset, \$63.59 will be added to list price of the lock. Refer to keying/cores section for construction core options.

Optional backsets, faceplates and strikes available (see next page).

US4 finish available at an extended lead time. Consult factory for availability.

Optional keying / keyways available.

Refer to catalog or website for more detailed information on functions.



Archer  

Function	Finish	List	Case Qty.
3710 (F95)	US4	423.68	6
Entry Single Locking	US10B	423.68	
	US26D	411.27	

Function	Finish	List	Case Qty.
3796	US4	472.11	6
Privacy Single Locking	US10B	472.11	
w/ Indicator	US26D	458.35	



August  



Withnell  



Latchbolts Description	Finish	List	Box Qty.
3920 2-3/4" (70 mm) Backset - Standard	US4	42.60	
2-1/4" x 1-1/8" (57 mm x 29 mm) Faceplate	US10B	39.99	
Must specify square or round corner.	US26D	39.99	



3921 2-3/8" (60 mm) Backset	US4	42.60	
2-1/4" x 1" (57 mm x 25 mm) Faceplate	US10B	39.99	
Must specify square or round corner.	US26D	39.99	

3947 Spring Latch - Entry Single Locking (3710) - Standard	US4	42.60	
2-3/4" (70 mm) Backset	US10B	39.99	
2-1/4" x 1-1/8" (57 mm x 29 mm) Faceplate	US26D	39.99	
Must specify square or round corner.			

3949 Spring Latch - Entry Single Locking (3710)	US4	42.60	
2-3/8" (60 mm) Backset	US10B	39.99	
2-1/4" x 1" (57 mm x 25 mm) Faceplate	US26D	39.99	
Must specify square or round corner.			



3959 Faceplate Adapter	NF	3.29	
Can be used with 3700 2-3/8" backset latchbolt.			
Converts 1" (25 mm) to 1-1/8" (29 mm) width.			



Strikes Description	Finish	List	Box Qty.
3930 3700 Series Deadlock, Standard	US4	10.49	
Strike with Plastic Dust Box	US10B	9.94	
1-1/8" x 2-3/4" (29 mm x 70 mm), square corner	US26D	9.94	



3933 T-Strike with Plastic Dust Box	US4	10.56	
3700 Series Latchbolt, Standard	US10B	10.06	
1-1/8" x 2-3/4" (29 mm x 70 mm), square corner	US26D	10.06	



3934 Full Lip Strike	US4	10.56	
1-5/8" x 2-1/4" (41 mm x 57 mm), square corner	US10B	10.06	
	US26D	10.06	




3958 Round Corner Full Lip Strike	US4	10.56	
1-5/8" x 2-1/4" (41 mm x 57 mm), round corner (1/4" radius)	US10B	10.06	
	US26D	10.06	



2-639-3109 Deadlock Dust Box, Plastic	NF	4.78	
---	----	------	--



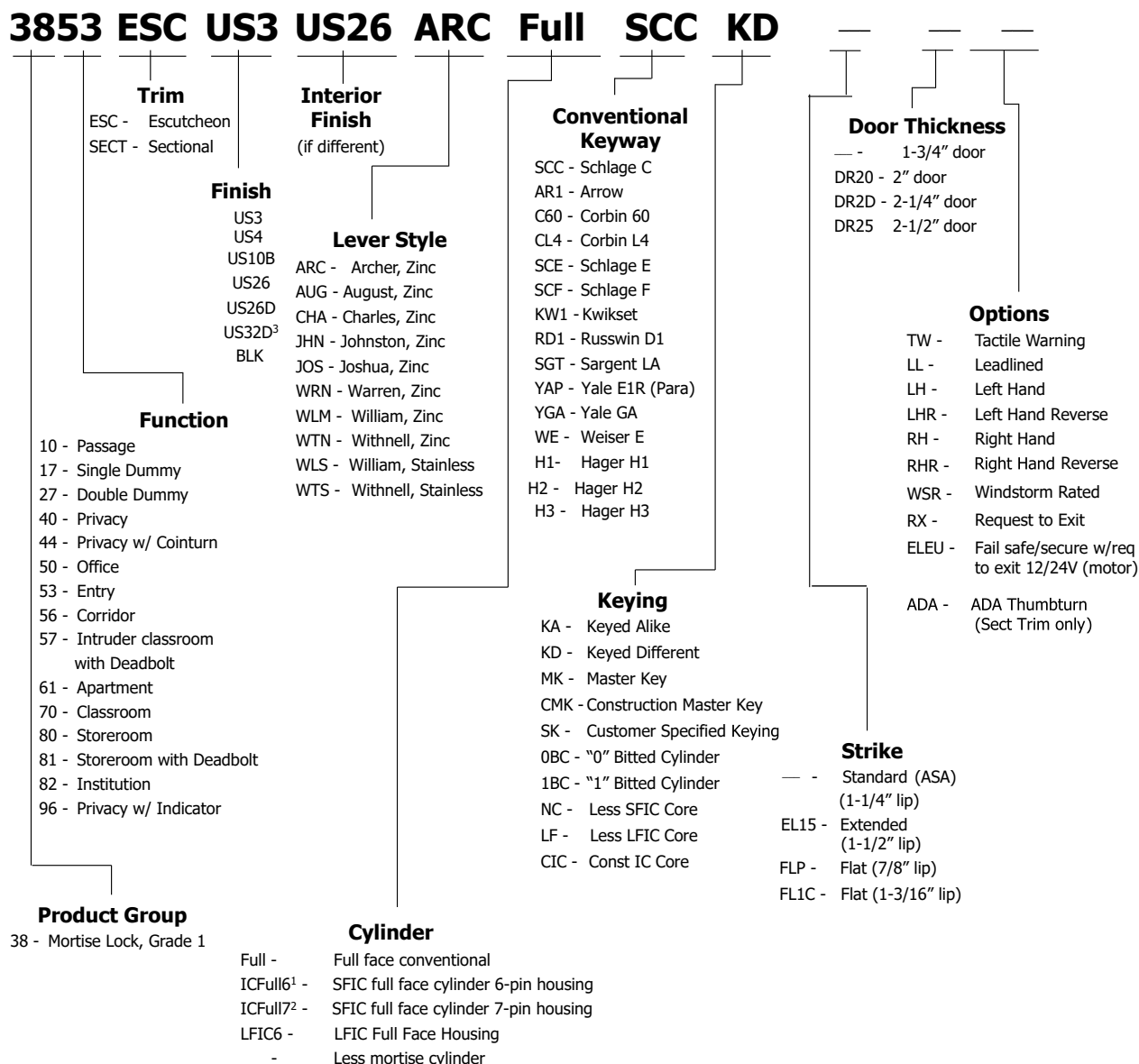
Locks - 3700 Series



Components and Screwpacks		
Description	Finish	List
2-300-0138 Screwpack - 3700 Series Lever Lockset	US4/	14.41
2-300-0141 Screwpack - 3700 Series Lever Lockset	US26D	14.41
2-639-0641 3976 Emergency Key (10Pk)	NF	10.81



HOW TO ORDER EXAMPLE



¹ Small format interchangeable core sold separately. Available in Best Keyways (A Standard), Hager Keyways (optional).

² Large format interchangeable core sold separately. Available in Schlage C. Keyway only.

Ordering example (Less IC Core):

- 3850 ESC 26D WTN ICFULL6 NC
- 3850 ESC 26D WTN LFCIC6 LF

Ordering example (const. core included):

- 3850 ESC 26D WTN ICFULL7 CIC BLU
- 3850 ESC 26D WTN LFCIC6 CIC BLK

³ 32D look on a cast zinc lever; for a true 32D, specify stainless steel levers WLS, or WTS.

Notes:

- Finishes other than US10B, US26D and US32D are subject to extended lead times. Consult factory for availability.
- If master-keyed, include master key instruction sheet with order (available online).
- For additional keying information, refer to cylinder, core, and keying section of catalog.
- Quick Connect option available on 3800Series Electrified Sectional and Escutcheon models (EL, EU, RX, DPM, and LM).

Ordering example: 3880 SECT US26D WTN ELEUQC

- Door width greater than 2-1/2", or doors with offset prep are POA with extended lead time. Consult factory before ordering.

Please refer to our Catalog or website (www.hagerco.com) for more detailed and series specific ordering information along with additional information including functions available, additional options, and keying information.



Locks - 3800 Series

Description

3800 Series Sectional

Grade 1 Mortise
 Fixed Cylinder, Supplied Standard
 1-1/8" Mortise Cylinder w/ Schlage L Cam - Standard
 6 Pin Cylinders, 5-pin Keyed
 Schlage C Keyway - KD Standard
 2-3/4" (70 mm) Backset
 ASA Strike, 3985

Price includes mortise cylinder(s) where applicable. Optional keying/ keyways available.

If keyed functions ordered less cylinder, subtract 62.10 for each cylinder from list price.

Small and Large Format Interchangeable Core option available (cores sold separately - refer to Keying/Core section).

If construction core is included with the lockset, \$63.59 (SFIC) or \$80.42 (LFIC) will be added to list price of the lock. Refer to keying/ cores section for construction core options.

*3857, 3861, and 3882 requires two cylinders (must specify "FULL" for fixed cylinder, "ICFULL6" for SFIC 6-Pin, "ICFULL7" for SFIC 7-Pin, and "LFIC6" for LFIC 6-Pin housing).

Options

- Lead Lined available. Add \$229.77 to the list price of lock.
- Tactile Warning available. Add \$62.10 to the list price of lock.
- For Severe Windstorm Rating, add \$49.68 to the list price of lock (3853 and 3881 only).
- Extended Lip ASA strike available, add \$18.63 to list price of the lock.
- Lock Handing available, add \$14.90 to list price of the lock.
- ADA thumbturn available, add \$19.87 to list price of the lock.
- Security Torx screws available, add \$22.36 to the list price of the lock.
- For special 3880S (less outside trim), add \$185.00 to list price of standard 3880S lockset.

Finishes

Finishes other than 10B, 26D and 32D will be subject to an extended lead time. Consult factory for availability.

**32D look on cast zinc lever; for a true 32D, specify stainless steel levers (William = WLS, Withnell = WTS).

Special door thicknesses are POA and will be subject to long lead time.

Handing required when ordering Johnston and Warren lever design.



Archer 



August 



William 



Withnell 




Charles 



Johnston 



Joshua 



Warren 

Function	Finish	Zinc List	Case Qty.	S.S. List
3810S (F01) Passage	US3	521.46	6	
	US4	521.46		
	US10B	521.46		
	US26	521.46		
	US26D	501.36		
	US32D** BLK	501.36 576.56		651.72
3817S Single Dummy	US3	177.35	6	
	US4	177.35		
	US10B	177.35		
	US26	177.35		
	US26D	170.50		
	US32D** BLK	170.50 196.08		221.66
3827S Double Dummy	US3	353.46	6	
	US4	353.46		
	US10B	353.46		
	US26	353.46		
	US26D	339.84		
	US32D** BLK	339.84 390.82		441.82



Description

3800 Series Sectional (Continued)

Continued

Function	Finish	Zinc List	Case Qty.	S.S. List
3840S (F02) Privacy	US3	598.96	6	
	US4	598.96		
	US10B	598.96		
	US26	598.96		
	US26D	575.96		
	US32D**	575.96		748.79
	BLK	662.35		
3844S (F22) Privacy w/ Cointurn	US3	652.24	6	
	US4	652.24		
	US10B	652.24		
	US26	652.24		
	US26D	627.24		
	US32D**	627.24		815.43
	BLK	721.33		
3850S (F04) Office	US3	668.77	6	
	US4	668.77		
3870S (F05) Classroom	US10B	668.77		
	US26	668.77		
3880S (F07) Storeroom	US26D	643.06		
	US32D**	643.06		835.97
	BLK	739.52		
3853S (F20) Entry	US3	692.86	6	
	US4	692.86		
3856S (F13) Corridor	US10B	692.86		
	US26	692.86		
	US26D	666.24		
	US32D**	666.24		866.07
	BLK	766.18		

Function	Finish	Zinc List	Case Qty.	S.S. List
3857S* (F33) Intruder Classroom w/ Deadbolt	US3	744.20	6	
	US4	744.20		
3861S* (F09) Apartment Entrance	US10B	744.20		
	US26	744.20		
3882S* (F30) Institution	US26D	715.59		
	US32D**	715.59		930.21
	BLK	822.93		
3881S Storeroom w/ Deadbolt	US3	727.67	6	
	US4	727.67		
	US10B	727.67		
	US26	727.67		
	US26D	699.64		
	US32D**	699.64		909.60
	BLK	804.59		
3896S Privacy w/ Indicator	US3	680.14	6	
	US4	680.14		
	US10B	680.14		
	US26	680.14		
	US26D	653.97		
	US32D**	653.97		850.18
	BLK	752.07		



Locks - 3800 Series

Description

3800 Series Escutcheon

Grade 1 Mortise
 Fixed Cylinder, Supplied Standard
 1-1/8" Mortise Cylinder w/ Schlage L Cam - Standard
 6 Pin Cylinders, 5-pin Keyed
 Schlage C Keyway - KD Standard
 2-3/4" (70 mm) Backset
 ASA Strike, 3985

Price includes mortise cylinder(s) where applicable.

Optional keying/keyways available.

If keyed functions ordered less cylinder, subtract \$62.10 for each cylinder from list price.

Small and Large Format Interchangeable Core option available (cores sold separately - refer to Keying/Core section).

If construction core is included with the lockset, \$63.59 (SFIC) or \$80.42 (LFIC) will be added to list price of the lock. Refer to keying/cores section for construction core options.

*3857, 3861, and 3882 requires two cylinders (must specify "FULL" for fixed cylinder, "ICFULL6" for SFIC 6-Pin, "ICFULL7" for SFIC 7-Pin, and "LFIC6" for LFIC 6-Pin housing).

Options

- Lead Lined available. Add \$229.77 to the list price of lock.
- Tactile Warning available. Add \$62.10 to the list price of lock.
- For Severe Windstorm Rating, add \$49.68 to the list price of lock (3853 and 3881 only).
- Extended Lip ASA strike available. Add \$18.63 to list price of the lock.
- Lock Handing Available. Add \$14.90 to list price of the lock.
- Security Torx screws available, add \$22.36 to the list price of the lock.

Finishes

Finishes other than 10B, 26D and 32D will be subject to an extended lead time. Consult factory for availability.

**32D look on cast zinc lever; for a true 32D, specify stainless steel levers (William - WLS, Withnell = WTS).

Special door thicknesses are POA and will be subject to long lead time.

Handing required when ordering Johnston and Warren lever design.



Archer 



August 



William 



Withnell 




Charles 



Johnston 



Joshua 



Warren 

Function	Finish	Zinc List	Case Qty.	S.S. List
3810E (F10) Passage	US3	565.76	6	
	US4	565.76		
	US10B	565.76		
	US26	565.76		
	US26D	543.99		
	US32D**	543.99		707.13
3817E Single Dummy	US3	192.40	6	
	US4	192.40		
	US10B	192.40		
	US26	192.40		
	US26D	185.04		
	US32D**	185.04		240.57
3827E Double Dummy	US3	383.44	6	
	US4	383.44		
	US10B	383.44		
	US26	383.44		
	US26D	368.71		
	US32D**	368.71		479.35
	BLK	424.02		

Description

3800 Series Escutcheon (Continued)

Continued




Function	Finish	Zinc List	Case Qty.	S.S. List
3840E (F02) Privacy	US3	649.91	6	
	US4	649.91		
	US10B	649.91		
	US26	649.91		
	US26D	624.92		
	US32D**	624.92		812.33
	BLK	718.66		
3844E (F22) Privacy w/ Cointurn	US3	707.77	6	
	US4	707.77		
	US10B	707.77		
	US26	707.77		
	US26D	680.52		
	US32D**	680.52		884.74
	BLK	782.60		
3850E (F04) Office	US3	725.60	6	
	US4	725.60		
3870E (F05) Classroom	US10B	725.60		
	US26	725.60		
3880E (F07) Storeroom	US26D	697.70		
	US32D**	697.70		907.02
	BLK	802.36		
3853E (F20) Entry	US3	751.75	6	
	US4	751.75		
3856E (F13) Corridor	US10B	751.75		
	US26	751.75		
	US26D	722.82		
	US32D**	722.82		939.63
	BLK	831.24		

Function	Finish	Zinc List	Case Qty.	S.S. List
3857E* (F33) Intruder Classroom w/ Deadbolt	US3	807.42	6	
	US4	807.42		
3861E* (F09) Apartment Entrance	US10B	807.42		
	US26	807.42		
3882E* (F30) Institution	US26D	776.36		
	US32D**	776.36		1,009.26
	BLK	892.81		
3881E Storeroom w/ Deadbolt	US3	789.54	6	
	US4	789.54		
	US10B	789.54		
	US26	789.54		
	US26D	759.12		
	US32D**	759.12		986.85
	BLK	872.99		
3896E Privacy w/ Indicator	US3	738.00	6	
	US4	738.00		
	US10B	738.00		
	US26	738.00		
	US26D	709.58		
	US32D**	709.58		922.45
	BLK	816.02		




Locks - 3800 Series



3800 Series Electrified Options - Sectional or Escutcheon Models Description	Add electrified charges to the list price of the lock Function	List
Outside lever continuously locked (EL) or unlocked (EU) by 12 or 24V. Latchbolt retracted by key outside or lever inside. Auxiliary latch deadlocks latchbolt when door is closed. Inside always free for immediate egress.	3880ELEU 12V/24V Storeroom - Fail Safe/Fail Secure	482.52
Both levers continuously locked (EL) or unlocked (EU) by 12 or 24V. Latchbolt retracted by key inside or outside. Auxiliary latch deadlocks latchbolt when door is closed.	3882ELEU 12V/24V Institution - Fail Safe/Fail Secure	482.52
Single switch (SPDT) mounted inside the lock body monitors inside lever rotation to send a signal for a variety of applications: Shunt an alarm, sound an alarm, release an electromagnetic lock or signal a console. Available on 3810, 3850, 3870, 3880, 3881 or in conjunction with 3880ELEU.	RX Request to Exit	245.92
Single switch (SPDT) mounted inside lockset monitors the full extension of the latchbolt. Available on 3880, 3882, or in conjunction with 3880ELEU or 3882ELEU.	LM Latchbolt Monitoring	245.92
Single switch (SPDT Reed Magnetic Switch) mounted inside the lock monitors whether the door is fully closed. Available on 3880, 3882, or in conjunction with 3880ELEU or 3882ELEU.	DPM Door Position Monitoring	270.76

Quick Connect Option: Locks will come with molex connector attached at no extra charge. Quick connect option allows rapid installation of locks when used with the Hager Quick Connect harness cable. See Commercial Hinge section for available harness sizes.

Quick Connect Ordering Example: 3880 SECT US26D WTN FULL SCC KD ELEUQC



Power Supplies Description	Function	List
Provides power for locking devices and interfaces with building alarm controls, card readers, keypads, and other door controls.	2903 24 Volt Power Supply	Reference Electrified products section
Provides power and control for openings with an electrified locking device and automatic door operator.	2904 24 Volt Power Supply	Reference Electrified products section
Provides up to 1 amp of 12 or 24 Volt DC Power for all Hager Electrified Products	2908 24 Volt Power Supply	Reference Electrified products section
Provides up to 2 amp of 12 or 24 Volt DC Power for all Hager Electrified Products	2909 24 Volt Power Supply	Reference Electrified products section





Description

3800 Series Deadlock

Grade 1 Mortise - Deadlock
 Fixed Cylinder, Standard
 1-1/8" Mortise Cylinder w/ Schlage `L' Cam Standard
 6 Pin Cylinders, 5-pin Keyed
 Schlage C Keyway - KD Standard
 2-3/4" (70 mm) Backset
 No Lip Strike, 3991
 Price includes keyed different mortise cylinder(s) where applicable.
 If keyed functions ordered less cylinder, subtract \$62.10 for each cylinder from list price.
 Small and Large Format Interchangeable Core option available (cores sold separately - refer to Keying/Core section).

If construction core is included with the lockset, \$63.59 (SFIC) or \$80.42 (LFIC) will be added to the list price of the lock. Refer to keying/cores section for construction core options.
 *3862 requires two cylinders (must specify "FULL" for fixed cylinder, "ICFULL6" for SFIC 6-Pin, "ICFULL7" for SFIC 7-Pin, and "LFIC6" for LFIC 6-Pin housing.
 Optional keying/keyways available.
 ADA thumbturn available, add \$19.87 to list price of the lock.
 Finishes other than 26D will be subject to an extended lead time. Consult factory for availability.
 Refer to catalog or website for more detailed information on functions.

Function	Finish	List	Case Qty.
3860S (F17) Cylinder x Thumbturn	US3	363.86	6
	US4	363.86	
	US10B	363.86	
	US26	363.86	
	US26D	346.50	
	BLK	398.48	
3862S* (F16) Double Cylinder	US3	441.82	6
	US4	441.82	
	US10B	441.82	
	US26	441.82	
	US26D	420.76	
	BLK	483.87	

Function	Finish	List	Case Qty.
3863S (F29) Classroom (Specify Handing)	US3	441.82	6
	US4	441.82	
	US10B	441.82	
	US26	441.82	
	US26D	420.76	
	BLK	483.87	
3864S (F18) Cylinder	US3	304.39	6
	US4	304.39	
	US10B	304.39	
	US26	304.39	
	US26D	289.92	
	BLK	333.41	



Locks - 3800 Series



Description

3800 Series Small Case Deadlock

Grade 1 Mortise - Deadlock
 Fixed Cylinder, Standard
 1-1/8" Mortise Cylinder w/ Schlage `L' Cam Standard
 6 Pin Cylinders, 5-pin Keyed
 Schlage C Keyway - KD Standard
 2-3/4" (70 mm) Backset
 No Lip Strike, 3999

Price includes keyed different mortise cylinder(s) where applicable.

If keyed functions ordered less cylinder, subtract \$62.10 for each cylinder from list price.

Small and Large Format Interchangeable Core option available (cores sold separately - refer to Keying/Core section).

If construction core is included with the lockset, \$63.59 (SFIC) or \$80.42 (LFIC) will be added to the list price of the lock. Refer to keying/cores section for construction core options.

*3832 requires two cylinders (must specify "FULL" for fixed cylinder, "ICFULL6" for SFIC 6-Pin, "ICFULL7" for SFIC 7-Pin, and "LFIC6" for LFIC 6-Pin housing).

Optional keying/keyways available.

ADA thumbturn available, add \$19.87 to list price of the lock.

Finishes other than 26D will be subject to an extended lead time. Consult factory for availability.

Refer to catalog or website for more detailed information on functions.

Function	Finish	List	Case Qty.
3830S (E06071) Cylinder x Thumbturn	US3	317.89	6
	US4	317.89	
	US10B	317.89	
	US26	317.89	
	US26D	302.76	
	BLK	348.17	
3831S (E06181) Door Bolt Thumbturn only	US3	271.77	6
	US4	271.77	
	US10B	271.77	
	US26	271.77	
	US26D	258.78	
	BLK	297.60	
3832S* (E06061) Double Cylinder	US3	385.83	6
	US4	385.83	
	US10B	385.83	
	US26	385.83	
	US26D	367.42	
	BLK	422.53	

Function	Finish	List	Case Qty.
3833S (E06091) Classroom (Specify Handing)	US3	385.83	6
	US4	385.83	
	US10B	385.83	
	US26	385.83	
	US26D	367.42	
	BLK	422.53	
3834S (E06081) Cylinder	US3	265.82	6
	US4	265.82	
	US10B	265.82	
	US10B	265.82	
	US26D	253.23	
	BLK	291.21	



Description

3800 Series Sliding Door Deadlock

Fixed Cylinder, supplied Standard
 1-1/8" Mortise Cylinder w/ Schlage L Cam - Standard
 6 Pin Cylinders, 5-pin Keyed
 Schlage C Keyway - KD Standard
 2-3/4" (70 mm) Backset
 No Lip Strike

Price includes keyed different mortise cylinder(s), where applicable.

Optional keying/keyways available.

If keyed functions ordered less cylinder, subtract \$62.10, per

cylinder, from list price.

Small and Large Format Interchangeable Core option available (cores sold separately - refer to Keying/Core section).

*3837 requires two cylinders (must specify "FULL" for fixed cylinder, "ICFULL6" for SFIC 6-Pin and "ICFULL7" for SFIC 7-Pin, and "LFIC6" for LFIC 6-Pin housing).

Finishes other than 26D will be subject to an extended lead time. Consult factory for availability.

Refer to catalog or website for more detailed information on functions.

Function	Finish	List	Case Qty.
3835S	US26D	240.57	6
Cylinder x Thumbturn	BLK	276.66	
3836S	US26D	240.57	6
Single Cylinder	BLK	276.66	
3837S	US26D	283.26	6
Double Cylinder	BLK	325.75	

Function	Finish	List	Case Qty.
3838S	US26D	213.65	6
Thumbturn Only	BLK	245.70	
3839S	US26D	230.76	6
Thumbturn w/ Emergency Key (Privacy)	BLK	265.37	



Locks - 3800 Series



Components, Strikes, and Screwpacks Description

Zinc Mortise Lock Levers (each)

Consult factory for part numbers and other finishes. (May be subject to extended lead times)

Finish	List
US26D/US32D	70.11

Stainless Mortise Lock Levers (each)

Consult factory for part numbers and other finishes. (May be subject to extended lead times)

US32D	106.00
-------	--------

3918

Tapered Cylinder Collar

For use with sectional mortise lock, standard with 1-1/8" cylinder, 1-3/4" door.

Includes wave washer and shim.

US26D	14.47
US10B	16.95
US32D	14.47
BLK	20.34

3928

Flat Cylinder Collar

1-3/8" diameter, 11/32" thick

For use with double cylinder sectional mortise locks and other special cylinders and door thicknesses.

Consult factory. Includes wave washer and shim.

US26D	14.47
US10B	16.95
US32D	14.47
BLK	20.34

3985

Standard Lip Strike

Square corner

1-1/4" x 4-7/8" x 1-3/16" (32 mm x 124 mm x 30 mm)

US10B	26.08
US32D*	24.41
BLK	31.30

3986

Extended Lip Strike

Square corner

1-1/4" x 4-7/8" x 1-1/2" (32 mm x 124 mm x 38 mm)

US10B	26.08
US32D*	24.41
BLK	31.30

3989

Flat Lip Strike

Square corner

1-1/4" x 4-7/8" x 7/8" (32 mm x 124 mm x 22 mm)

US10B	26.08
US32D*	24.41

3990

Extended Flat Lip Strike

Square corner

1-1/4" x 4-7/8" x 1-3/16" (32 mm x 124 mm x 30 mm)

US10B	26.08
US26D	24.41

3991

Square corner

Full Case Deadlock Strike (3860, 3862, 3863, 3864)

1-1/4" x 4-7/8" (32 mm x 124 mm)

US10B	22.67
US26D	21.18

3999

For Small Case

No Lip Strike

Square corner

1-1/8" x 3- 1/2" (29 mm x 89 mm)

US10B	22.67
US32D*	21.18

* For use with 26D mortise locks, order 32D strikes.






Components, Strikes, and Screwpacks		
Description	Finish	List
2-669-0389 ASA Metal Dust Box	NF	8.20
2-669-0224 Armor Front 1-1/4" Square corner (Latch x Aux Latch x Deadbolt) - 3853, 3881	US10B	26.02
2-669-0226 Armor Front 1-1/4" Square corner (Latch x Aux Latch x Deadbolt) - 3853, 3881	US32D*	24.28
2-669-0230 Armor Front 1-1/4" Square corner (Latch x Aux Latch) - 3850, 3861, 3870, 3880, 3882	US10B	26.02
2-669-0232 Armor Front 1-1/4" Square corner (Latch x Aux Latch) - 3850, 3861, 3870, 3880, 3882	US32D*	24.28
2-669-0236 Armor Front 1-1/4" Square corner (Latch x Deadbolt) - 3856, 3857	US10B	26.02
2-669-0238 Armor Front 1-1/4" Square corner (Latch x Deadbolt) - 3856, 3857	US32D*	24.28
2-669-0242 Armor Front 1-1/4" Square corner (Latch) - 3810, 3840, 3844, 3896	US10B	26.02
2-669-0244 Armor Front 1-1/4" Square corner (Latch) - 3810, 3840, 3844, 3896	US32D*	24.28
2-669-0248 Armor Front 1-1/4" Square corner (Blank)	US10B	26.02
2-669-0250 Armor Front 1-1/4" Square corner (Blank)	US32D*	24.28
2-669-0254 Armor Front 1-1/4" Square corner (Deadbolt) - 3860, 3862, 3863, 3864	US10B	26.02
2-669-0256 Armor Front 1-1/4" Square corner (Deadbolt) - 3860, 3862, 3863, 3864	US32D*	24.28
2-669-0408 Thumbturn (3850, 3853, 3856, 3860, 3881)	US10B	42.41
2-669-0410 Thumbturn (3850, 3853, 3856, 3860, 3881)	US26D	39.62
2-669-0411 Thumbturn (3850, 3853, 3856, 3860, 3881)	US32D	39.62
*For use with US15 and US26D mortise locks, order US32D finish.		
2-669-0415 Thumbturn (3840, 3844, 3896)	US10B	42.41
2-669-0417 Thumbturn (3840, 3844, 3896)	US26D	39.62
2-669-0418 Thumbturn (3840, 3844, 3896)	US15/US32D	39.62
2-669-0422 Emergency Release (3840, 3896)	US10B	9.25





Locks - 3800 Series



Components, Strikes, and Screwpacks		
Description	Finish	List
2-669-0424 Emergency Release (3840, 3896)	US26D	8.63
2-669-0425 Emergency Release (3840, 3896)	US32D	8.63
2-669-0111 Screwpack (3850S, 3853S, 3856S, 3840S, 3844S, 3896S)	US10B	33.78
2-669-0112 Screwpack (3850S, 3853S, 3856S, 3840S, 3844S, 3896S)	US32D	31.55
2-669-0115 Screwpack (3870S, 3861S, 3857S, 3865S, 3810S)	US10B	33.78
2-669-0116 Screwpack (3870S, 3861S, 3857S, 3865S, 3810S)	US32D	31.55
2-669-0119 Screwpack (3850E, 3853E, 3870E, 3861E, 3857E, 3856E, 3840E, 3844E, 3810E, 3896E)	US10B	33.78
2-669-0120 Screwpack (3850E, 3853E, 3870E, 3861E, 3857E, 3856E, 3840E, 3844E, 3810E, 3896E)	US32D	31.55
2-669-0123 Screwpack (3881S)	US10B	33.78
2-669-0124 Screwpack (3881S)	US32D	31.55
2-669-0127 Screwpack (3880S)	US10B	33.78
2-669-0128 Screwpack (3880S)	US32D	31.55
2-669-0131 Screwpack (3880E, 3881E)	US10B	33.78
2-669-0132 Screwpack (3880E, 3881E)	US32D	31.55
2-669-0135 Screwpack (3862S, 3863S, 3864S)	US10B	16.89
2-669-0136 Screwpack (3862S, 3863S, 3864S)	US32D	15.77
2-669-0147 Screwpack (3860S)	US10B	16.89
2-669-0148 Screwpack (3860S)	US32D	15.77
2-669-0139 Screwpack (3882S)	US10B	21.98
2-669-0140 Screwpack (3882S)	US32D	20.56
2-669-0143 Screwpack (3882E)	US10B	21.98
2-669-0144 Screwpack (3882E)	US32D	20.56



Components, Strikes, and Screwpacks		Finish	List
Description			
2-669-0157 Screwpack (3827S)		NF	12.67
2-669-0158 Screwpack (3827E)		NF	12.67
2-669-0167 Screwpack (3817S)		NF	8.82
2-669-0168 Screwpack (3817E)		NF	8.82
2-669-0365 Thru-Bolt Bag (2 each) 1-3/8" to 2" door		NF	10.81
2-669-0366 Thru-Bolt Bag (2 each) Over 2" to 2-1/2" door		NF	11.99
2-669-0613 Square Spindles - 5-pk		NF	32.91
2-669-0597 Armor Front Screws - 10-pk		26D	13.79
2-669-0615 Lock Case (3853)		NF	226.04
2-669-0616 Lock Case (3881)		NF	226.04
2-669-0600 Lock Case (3856, 3857)		NF	268.27
2-669-0603 Lock Case (3850, 3870, 3861, 3876)		NF	222.01
2-669-0604 Lock Case (3880)		NF	222.01
2-669-0605 Lock Case (3810)		NF	158.79
2-669-0641 Lock Case (3840, 3844, 3896)		NF	222.01
2-669-0635 Lock Case (3853 Windstorm Rated)		NF	268.27
2-669-0636 Lock Case (3881 Windstorm Rated)		NF	268.27
2-669-0643 Lever Adapters (Keepers) for Stainless Levers		NF	7.95



Locks - Cylinders/Keying



Fixed Cylinders/Key-in-Lever - Keying Charges		
Description	Finish	List
Keyed Different (KD) 5-pin (Standard), 6-pin, 7-pin (Hager Keyway only) available		N/C
Keyed Alike (KA) 5-pin (Standard), 6-pin, 7-pin (Hager Keyway Only). 0-Bitted and 1-Bitted available*		N/C
Master Keyed (MK)		26.21
Construction Master Keyed (CMK) - Add to the standard master key charge and the list price of lock (Schlage C / Hager H1 only)**		17.57
Keyed to specific or existing number - Add to list price of lock (SK)		9.32
Extra Cut Keys		7.89
Key Markings - Standard key symbols (AA1) - Visual Key Control (VKC)		N/C
Key Markings - Non-standard code - (CM)		7.51
Custom Cylinder Markings / Concealed Key Control (CKC) - Limited to 6 characters		7.51
Key Markings (Std symbols (AA1)) plus Concealed Key Control (VKCC)		7.51
3998 - Bitting List (No charge if ordered with master keying) - Factory Keyed		217.35
Bitting List - Hager designed system - Keyed by others		217.35
Other keyways available (refer to Catalog or website)		19.44

Notes:

1. Lock prices do not include keying charges.
2. Locks furnished with 6-pin cylinder, 5-pin keyed, Schlage C keyway keyed different unless otherwise specified.
3. Please include Master Key form when ordering to prevent shipping delays.

Fixed Cylinder Key Description	Finish	List	Box Qty.
3955 Key Blank 5-Pin C Keyway Other keyways available*	NF	2.30	50
3956 Key Blank 6-Pin C Keyway Other keyways available*	NF	2.73	50
3961 Cut 5-Pin Key 5-Pin C Keyway Other keyways available*	NF	7.89	
3962 Cut 6-Pin Key 6-Pin C Keyway Other keyways available*	NF	7.89	





Fixed Cylinder Key Description	Finish	List	Box Qty.
-----------------------------------	--------	------	----------

3907 Key Blank 7-Pin H Keyways	NF	3.17	50
--	----	------	----

3908 Cut 7-Pin Key 7-Pin H Keyways	NF	7.89	
--	----	------	--


*Refer to catalog or website for more information on available keyways.

Fixed Cylinder/Tailpieces Description	Finish	List
--	--------	------


3960 (Schlage C Keyway Std)	US4	65.64
3906 (Hager H Keyways)	US26D	65.64
Fixed Cylinder Kit - Includes two keys 3960 - 6-pin cylinder, 5-pin keyed - Standard 3906 - 7-pin cylinder - Standard Additional options and keyways available at additional cost (refer to catalog or website). Tailpiece optional when ordering (No Charge) Please include cylinder instructions and ordering guide sheet with order (available online).		



2-639-7000 Tailpiece 1 Pack of 10 tailpieces for use with 3453L, 3450L, 3480L, 3482L, 2580L	NF	16.83
--	----	-------



2-639-7001 Tailpiece 2 Pack of 10 tailpieces for use with 3470L.	NF	16.83
---	----	-------



2-639-7002 Tailpiece 3 Pack of 10 tailpieces for use with 3550L, 3553L, 3553K, 3579L, 3580L, 3580K, 2550L, 2553L	NF	16.83
---	----	-------



2-639-7003 Tailpiece 4 Pack of 10 tailpieces for use with 3570K	NF	16.83
--	----	-------




2-639-7005 Tailpiece 6 Pack of 10 tailpieces for use with 3114 (Exterior Cyl.), 3214 (Exterior Cyl)	NF	16.83
--	----	-------



2-639-7006 Tailpiece 7 Pack of 10 tailpieces for use with 3114 (Interior Cyl.), 3214 (Interior Cyl)	NF	16.83
--	----	-------



Locks - Cylinders/Keying




Fixed Cylinder/Tailpieces

Description	Finish	List
2-639-7007 Tailpiece 8 Pack of 10 tailpieces for use with 3115, 3118, 3215	NF	16.83



2-639-7008 Tailpiece 9 Pack of 10 tailpieces for use with 3653L, 3670L, 3680L	NF	16.83
--	----	-------



2-639-7018 Tailpiece W Pack of 10 tailpieces for use with 3473L	NF	16.83
--	----	-------



2-639-7192 Tailpiece K Pack of 10 tailpieces for use with 47KE, 47KN	NF	16.83
---	----	-------



2-639-7087 Tailpiece Z Pack of 10 tailpieces for use with 3570L and 3573L	NF	16.83
--	----	-------



2-639-7094 Tailpiece X Pack of 10 tailpieces for use with 3495L	NF	16.83
--	----	-------




2-639-7322 Tailpiece V Pack of 10 tailpieces for use with 2570L	NF	16.83
--	----	-------

Fixed Cylinder - Rim Cylinder

Description	Finish	List
3901 Fixed Rim Cylinder 6-Pin Cylinder, 5-Pin Keyed; 7-Pin Cylinder (Hager Keyway Only) Schlage C Keyway or Hager Keyway - Keyed Different Standard Shipped with breakoff tailpiece attached. Shipped with collar, mounting plate, and breakoff screws.	US3	62.10
	US4	65.95
	US10B	62.10
	US26	62.10
	US26D	62.10
	BLK	62.10

3903 Rim Dummy Cylinder Shipped with mounting plate, and breakoff screws.	US3	41.48
	US4	41.48
	US10B	41.48
	US26	41.48
	US26D	41.48
BLK	41.48	





Fixed Cylinder - Rim Cylinder Accessories

Description	Finish	List
2-639-7058 Long breakoff tailpiece - 2-3/8" (60 mm) 10 PK of 862A style and 10 PK of 862B style included	NF	70.00
2-300-0118 Extra long breakoff screws - 2-3/8" (60 mm) (2 each)	NF	2.11
2-649-0137 Retaining cup Can be used with 45PN, 47PN, and 47RN	NF	11.12

Fixed Cylinder - Mortise Cylinder

Description	Finish	List
3902 Mortise Cylinder 6-Pin Cylinder, 5-Pin Keyed, 7-Pin Cylinder (Hager Keyway Only) Schlage C Keyway or Hager Keyways - Keyed Different Standard Specify 1-1/8" (29 mm), 1-1/4" (32 mm) or 1-5/8" (41 mm) Shipped with standard cam attached and Adams Rite cam loose in box; specify if different. Specify Schlage L cam when ordering cylinders for use in Hager mortise locks.	US3	62.10
	US4	65.95
	US10B	62.10
	US26	62.10
	US26D	62.10
3904 Dummy Mortise Cylinder Specify 1-1/8" (29 mm) or 1-1/4" (32 mm)	BLK	62.10
	US3	51.17
	US4	54.40
	US10B	51.17
	US26	51.17
3905 Mortise ADA Turn Knob Specify 1-1/8" (29 mm) or 1-1/4" (32 mm) Shipped with Schlage L cam attached, specify if different.	US26D	51.17
	BLK	51.17
	US3	89.49
	US10B	89.49
	US26D	89.49
	BLK	89.49

Fixed Cylinder - Mortise Cylinder Cams

Description	Finish	List
3971 Yale Cam .722" (18 mm)	US2C	5.34
3972 Adams Rite Cam .560" (14 mm) Shipped Loose in box w/ standard 3902	US2C	5.34
3973 Standard Cloverleaf .741" (19 mm)	US2C	5.34.
3974 Marks Cam R.755" (19 mm)	US2C	5.34



Locks - Cylinders/Keying



Fixed Cylinder - Mortise Cylinder Cams		
Description	Finish	List
3975 Standard Cam R.723" (18 mm) Shipped standard w/ 3902	US2C	5.34
3976 Schlage L Cam .637" (16 mm) For use w/ all keyed function 3800 Series Mortise Locks.	US2C	5.34
3977 Sargent/Yale Cam .733" (18.6 mm)	US2C	5.34.
3978 Corbin Russwin/Best Cloverleaf Cam .725" (18.5 mm)	US2C	5.34
Small Format Interchangeable Core - Keying Charges/Cores		
Description	Finish	List
3981-UNC (Best Keyways) Uncombined Core 6-Pin (includes two key blanks), specify US4 or US26D		52.04
3982-UNC (Best Keyways) 3909-UNC (Hager Keyways) Uncombined Core 7-Pin (includes two key blanks), specify US4 or US26D		52.04
3981-Combined (Best Keyways) Combined Core 6-Pin (includes two operating keys), specify US4, US26D. Specify KA, KD, or MK. Specify number of control keys needed.		63.59
3982-Combined (Best Keyways) 3969-Combined (Hager Keyways) Combined Core 7-Pin (includes two operating keys), specify US4, US26D. Specify KA, KD, or MK. Specify number of control keys needed.		63.59
3981-BLU (Best A Keyway) 3981-RED (Best A Keyway) Construction Core 6-Pin (Includes two operating keys). Specify number of control keys.		63.59
3982-BLU (Best A Keyway) 3982-RED (Best A Keyway) Construction Core 7-Pin (Includes two operating keys). Specify number of control keys.		63.59



Small Format Interchangeable Core - Keying Charges/Cores		
Description	Finish	List
Key Markings: Standard key symbols (AA1) - Visual Key Control (VKC)		N/C
Key Markings: Non-standard code - (CM)		7.51
Custom Cylinder Markings / Concealed Key Control (CKC) - Limited to 6 characters		7.51
Key Markings (Std symbols (AA1)) plus Concealed Key Control (VCKC)		7.51
Extra Cut Keys (3984)		7.89
Extra Cut Keys (3908 - Hager Keyways)		7.89
3998		217.35
Bitting list (no charge if ordered with master key) - Factory keyed		
Bitting list - Hager designed system - Keyed by others		217.35


Notes:

1. Cores are supplied with Best A keyway unless otherwise stated
2. Please include Master Key form with order, available online or in catalog. Failure to provide will delay the order.
3. Construction Cores - Receive full credit, less shipping, of original cost upon return of cores and keys.

Small Format Interchangeable Core - Keys			
Description	Finish	List	Box Qty.
3983 Small Format Interchangeable Core Key Blanks Best Keyways Used with 6-pin and 7-pin cores	NF	3.17	50
3984 Small Format Interchangeable Core Cut Key Best Keyways Used with 6-pin and 7-pin cores	NF	7.89	50
2-639-7168 SFIC 6-Pin "BLUE" Construction Control Key Best A Keyway	NF	7.89	
2-639-7169 SFIC 7-Pin "BLUE" Construction Control Key Best A Keyway	NF	7.89	
2-639-7113 SFIC 6-Pin "RED" Construction Control Key Best A Keyway	NF	7.89	
2-639-7170 SFIC 7-Pin "RED" Construction Control Key Best A Keyway	NF	7.89	
3907 Small Format Interchangeable Core Key Blanks Hager Keyways (7-pin cores only)	NF	3.17	50
3908 Small Format Interchangeable Core Cut Key Hager Keyways (7-pin cores only)	NF	7.89	



Locks - Cylinders/Keying



Small Format Interchangeable Core - Tailpieces

Description	Finish	List
2-639-7060 Pack of 10 tailpieces and compression springs for use with 2500/3500 Series SFIC lever locksets. 6-pin/7-pin cores	NF	19.38
2-639-7061 Pack of 10 tailpieces and compression springs for use with 3500 Series SFIC knob locksets. 6-pin/7-pin cores	NF	19.38
2-639-7091 Pack of 10 tailpieces for use with 3114/3214 SFIC housing deadlock. 6-pin/7-pin cores	NF	19.38
2-639-7095 Pack of 10 tailpieces for use with 3115/3118/3215/3710DL SFIC housing deadlock. 6-pin/7-pin cores	NF	19.38

Small Format Interchangeable Core - Rim Cylinder Housing

Description	Finish	List
3901 Rim Cylinder - Small Format Interchangeable Core Housing Specify 6-pin or 7-pin Supplied with long tailpiece standard, collar, mounting plate, and breakoff screws. Cores sold separately.	US3	62.10
	US4	65.95
	US10B	62.10
	US26	62.10
	US26D	62.10
	BLK	62.10


Small Format Interchangeable Core - Mortise Cylinder Housing

Description	Finish	List
3902 Mortise Cylinder - Small Format Interchangeable Core Housing Specify length 1-1/4" (6-pin) or 1-3/8" (7-pin) or 1-5/8" for mortise exit devices. Shipped with standard cam attached and Adams Rite cam loose in box (specify if different). Cores sold separately. 1/4" blocking ring included. Specify Schlage "L" cam (SCAM) when ordering cylinders to be used with Hager Mortise locks * 1-5/8" cylinder length not available in US3 finish	US3	62.10
	US4	65.95
	US10B	62.10
	US26	62.10
	US26D	62.10
	BLK	62.10

Small Format Interchangeable Core - Mortise Cylinder Cams

Description	Finish	List
2-639-7082 Yale Standard Cam Shipped standard w/ 3902 Small Format Interchangeable Core (SFIC) Housing.	US2C	4.78
2-639-7083 Adams Rite Cam Shipped loose in box w/ standard 3902 Small Format Interchangeable Core (SFIC) Housing.	US2C	4.78
2-639-7084 Corbin/Best Cloverleaf Cam	US2C	4.78





Small Format Interchangeable Core - Mortise Cylinder Cams		
Description	Finish	List

2-639-7085 Schlage 'L' Cam For use w/ all keyed functions on 3800 Series Mortise Locks and 46CE.	US2C	4.78
---	------	------

2-639-7086 Sargent Yale Cam	US2C	4.78
---------------------------------------	------	------

Large Format Interchangeable Core - Keying Charges/Cores		
Description	Finish	List

3919-OBC (Schlage C Keyway) Zero Bitted Core 6-Pin (includes two key blanks), specify US4 or US26D		65.83
--	--	-------

3919-Combined (Schlage C Keyway) Combined Core 6-Pin (includes two change keys), specify US4 or US26D. Specify KA*, KD*, MK**. Specify number of control keys needed.		80.42
--	--	-------

3919-BLA (Schlage C) Construction Core 6-Pin (includes two operating keys). Specify number of control keys.		80.42
---	--	-------

Key Markings: Standard key symbols (AA1) - Visual Key Control (VKC)		N/C
--	--	-----

Key Markings: Non-standard code - (CM)		7.51
---	--	------

Custom Core Markings/Concealed Key Control (CKC) - Limited to 6 characters		7.51
---	--	------

Key Markings (Std symbols (AA1) plus concealed key control (VCKC)		7.51
--	--	------

Extra Cut Keys		7.89
----------------	--	------

3998 Bitting list (no charge if ordered with master key) - Factory keyed		217.35
--	--	--------

Bitting list - Hager designed system - Keyed by others		217.35
--	--	--------

Notes:

1. Cores are available in Schlage C keyway only
2. Please include Master Key form with order, available online or in catalog. Failure to provide will delay the order.
3. Construction Cores - Receive full credit, less shipping, of original cost upon return of cores and keys.

Large Format Interchangeable Core - Keys		
Description	Finish	List

3956 LFIC Key Blanks Schlage C Keyway 6-Pin		2.73
---	--	------

3962 LFIC Cut Keys Schlage C Keyway 6-Pin		7.89
---	--	------

2-639-7649 LFIC Control Key Blanks Schlage C Keyway 6-Pin 6-Pin		2.73
--	--	------



Locks - Cylinders/Keying


Large Format Interchangeable Core - Keys

Description	Finish	List
3963 LFIC Control Cut Keys Schlage C Keyway		7.89
2-639-7132 LFIC 6-Pin "Black" Construction Control Key Schlage C Keyway 6-Pin		7.89



Large Format Interchangeable Core - Tailpieces

Description	Finish	List
2-639-7645 For use with 3450, 3453, 3480 and 3482 LFIC lever locksets		3.04
2-639-7646 For use with 3470 LFIC lever locksets		3.04
2-639-7647 For use with 3473 and 3495 LFIC lever locksets		3.04



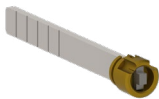
Large Format Interchangeable Core - Rim Cylinder Housing

Description	Finish	List
3901 Rim Cylinder - Large Format Interchangeable Core Housing Supplied with tailpiece, collar, mounting plate, and breakoff screws. 6-Pin Only Cores sold separately.	US3	62.10
	US4	65.95
	US10B	62.10
	US26	62.10
	US26D	62.10
	BLK	62.10



LFIC - Rim Cylinder Accessories










Description	Finish	List
2-639-7578 Breakoff Tailpiece Assembly	NF	3.73
2-300-0175 Breakoff Screws - 2-1/8" (54mm) Pack of 2	NF	2.11



Large Format Interchangeable Core - Mortise Cylinder Housing

Description	Finish	List
3902 Mortise Cylinder 1-1/2" Length Shipped with standard cam attached and Adams Rite cam loose in box (specify if different). Cores sold separately. Specify Schlage "L" cam (SCAM) when ordering cylinders for use in Hager mortise locks.	US3	62.10
	US4	65.95
	US10B	62.10
	US26	62.10
	US26D	62.10
	BLK	62.10



Large Format Interchangeable Core - Mortise Cylinder Cams		
Description	Finish	List
 <p>2-639-7570 Yale Standard Cam Shipped standard w/ 3902 Large Format Interchangeable Core (LFIC) Housing.</p>	US2C	5.59
 <p>2-639-7571 Adams Rite Cam Shipped loose in box w/ standard 3902 Large Format Interchangeable Core (LFIC) Housing.</p>	US2C	5.59
 <p>2-639-7572 Schlage 'L' Cam For use w/ all keyed functions on 3800 Series Mortise Locks and 46CE.</p>	US2C	5.59
 <p>2-639-7573 Corbin/Best Cloverleaf Cam</p>	US2C	5.59
 <p>2-639-7574 Sargent/Yale Cam</p>	US2C	5.59
Miscellaneous		
Description	Finish	List
 <p>3968 Aluminum Blocking Rings Sizes available 1/8" (3.2 mm), 3/16" (4.8 mm), 1/4" (6.4 mm), 5/16" (7.9 mm), 3/8" (9.5 mm), 1/2" (12.5 mm)</p>	BGA CLR DBA	7.27 7.27 7.27
<p>3968 Aluminum Blocking Rings Sizes available 1/8" (3.2 mm), 1/4" (6.4 mm),</p>	US3 US4 US10B US26 US26D BLK	7.27 7.27 7.27 7.27 7.27 18.17
 <p>3979 Mortise Cam Screws - Fixed Cylinder Mortise Cylinder Only</p>	NF	0.43
 <p>2-639-7680 Mortise Cam Screws - SFIC Mortise Cylinder Only</p>	NF	0.43
 <p>3980 Cash Box Nut</p>	NF	10.43



Locks - Cylinders/Keying



Cylinder Collars Description	Finish	List
2-647-0012 Cylinder Collar - 7/8" projection	US3	23.52
2-647-0013 Cylinder Collar - 7/8" projection	ALM	23.52
2-647-0014 Cylinder Collar - 7/8" projection	DBZ	23.52
2-647-0015 Cylinder Collar - 7/8" projection	US32D	23.52
2-647-0016 Cylinder Collar - 7/8" projection	US4	23.52
2-647-0018 Cylinder Collar - 7/8" projection	US10B	23.52
2-647-0019 Cylinder Collar - 7/8" projection	US26	23.52
2-647-0020 Cylinder Collar - 7/8" projection	US26D	23.52
2-647-0021 Cylinder Collar - 7/8" projection	BLK	47.04

Above cylinder collars can be used with 4700 Series exit device trim and 1-1/8" - 1-3/8" long mortise cylinders.



2-649-0045 Cylinder Collar - 7/16" projection	US3	23.52
2-649-0046 Cylinder Collar - 7/16" projection	US4	23.52
2-649-0048 Cylinder Collar - 7/16" projection	US10B	23.52
2-649-0050 Cylinder Collar - 7/16" projection	US26	23.52
2-649-0051 Cylinder Collar - 7/16" projection	US26D	23.52
2-649-0052 Cylinder Collar - 7/16" projection	US32D	23.52
2-649-0105 Cylinder Collar - 7/16" projection	BLK	47.04

Above cylinder collars can be used with 4500 Series exit device trim and 1-1/8" long mortise cylinders.



2-649-0053 Cylinder Collar - 11/16" projection	US3	23.52
2-649-0054 Cylinder Collar - 11/16" projection	US4	23.52
2-649-0056 Cylinder Collar - 11/16" projection	US10B	23.52
2-649-0057 Cylinder Collar - 11/16" projection	US26	23.52
2-649-0058 Cylinder Collar - 11/16" projection	US26D	23.52
2-649-0059 Cylinder Collar - 11/16" projection	US32D	23.52
2-649-0106 Cylinder Collar - 11/16" projection	BLK	47.04

Above cylinder collars can be used with 4500 Series exit device trim and 1-1/4" or 1-3/8" long mortise cylinders.



Fixed Cylinder and SFIC Core Parts		Finish	List
2-650-3998	SFIC Capping Strip (Bag of 50)		73.28
2-650-3999	Cylinder Springs (Bag of 500) Pin tumbler springs for use in all cylinders		37.95
2-639-7511	Pin Kit 100 ea. of all pins and springs, additional top pins. NOTE: Pin kit does NOT include SFIC caps.		428.49
2-639-7512	Cylinder Lubricant		62.10
2-639-7513	Shims (Bag of 100) Opening a locked conventional cylinder (at the workbench).		61.28
2-639-7517	Construction Ball (Bag of 1,000) Used for lost ball construction keying. The ball is #6 increment.		68.31
2-639-7519	Cap Pin Spring (Bag of 100) Key-in-Knob/Lever cylinders including Retrofit, and Full Size (Schlage Retrofit) Interchangeable Core.		17.25
2-639-7520	Individual SFIC Cap (Bag of 500) For use with the individual capping block tool #6.		55.89
2-639-7523	Hager Screw Cap - (.280") height (Bag of 10)		18.63
2-639-7526	Screw Cap Pin (KIK) (Bag of 100)		18.63
2-639-7527	Follower Holds top pins in place during plug removal		23.60
2-639-7528	Tweezers		47.20
2-639-7530	Capping Punch		70.79
2-639-7531	Decombinating Block (punch included)		217.35
2-639-7532	Manual Capping Block (punch included) (140 Spacing)		271.87
2-639-7535	Key Punch		4,396.68
2-639-7536	HPC 1200 Series Code Card (140 Spacing)		47.82



Locks - Top Pins

Top Pins (Hager H Keyways)		
Description		List
2-639-8188 #2 (0.025") (Bag of 100)		8.26
2-639-8189 #3 (0.037") (Bag of 100)		8.26
2-639-8190 #4 (0.050") (Bag of 100)		8.26
2-639-8191 #5 (0.062") (Bag of 100)		8.26
2-639-8192 #6 (0.075") (Bag of 100)		8.26
2-639-8193 #7 (0.087") (Bag of 100)		8.26
2-639-8194 #8 (0.100") (Bag of 100)		8.26
2-639-8195 #9 (0.112") (Bag of 100)		8.26
2-639-8196 #10 (0.125") (Bag of 100)		8.26
2-639-8197 #11 (0.137") (Bag of 100)		8.26
2-639-8198 #12 (0.150") (Bag of 100)		8.26
2-639-8199 #13 (0.162") (Bag of 100)		8.26
2-639-8200 #14 (0.175") (Bag of 100)		8.26
2-639-8201 #15 (0.187") (Bag of 100)		8.26
2-639-8202 #16 (0.200") (Bag of 100)		8.26
2-639-8203 #17 (0.212") (Bag of 100)		8.26
2-639-8204 #18 (0.225") (Bag of 100)		8.26
2-639-8205 #19 (0.237") (Bag of 100)		8.26



Full Bottom Pins (Hager H Keyways) Description	List
2-639-8210 #0 (0.185") (Bag of 100)	8.26
2-639-8211 #1 (0.1975") (Bag of 100)	8.26
2-639-8212 #2 (0.210") (Bag of 100)	8.26
2-639-8213 #3 (0.2225") (Bag of 100)	8.26
2-639-8214 #4 (0.2350") (Bag of 100)	8.26
2-639-8215 #5 (0.2475") (Bag of 100)	8.26
2-639-8216 #6 (0.2600") (Bag of 100)	8.26
2-639-8217 #7 (0.2725") (Bag of 100)	8.26
2-639-8218 #8 (0.2850") (Bag of 100)	8.26
2-639-8219 #9 (0.2975") (Bag of 100)	8.26



Locks - Bottom Pins

SFIC Bottom Pins (Hager H Keyways)	
Description	List
2-639-8220 #0 (0.110") (Bag of 100)	8.26
2-639-8221 #1 (0.122") (Bag of 100)	8.26
2-639-8222 #2 (0.135") (Bag of 100)	8.26
2-639-8223 #3 (0.147") (Bag of 100)	8.26
2-639-8224 #4 (0.160") (Bag of 100)	8.26
2-639-8225 #5 (0.172") (Bag of 100)	8.26
2-639-8226 #6 (0.185") (Bag of 100)	8.26
2-639-8227 #7 (0.197") (Bag of 100)	8.26
2-639-8228 #8 (0.210") (Bag of 100)	8.26
2-639-8229 #9 (0.222") (Bag of 100)	8.26



TABLE OF CONTENTS

B

Barn Door Hardware

eConestoga Series Barn Door Hardware20

Barn Door Privacy Lock.....21

D

Discount Groups 3

F

Fast Riveted Pin..... 16

Finish 2

M

Machine Screws 4

N

Non-Removable Pin (Set Screw in Barrel)..... 2

P

Pins - Residential and Decorative Tips..... 19

R

Residential Finish Symbols 2

S

Safety Stud 13, 15, 18

Solid Brass or Stainless Steel..... 4-6, 11-12

Spring 6, 9-12

T

Template Hinges.....6, 9

W

Wood Screws..... 17



Residential Hinges

RESIDENTIAL FINISH SYMBOLS

Not all products are available in all finishes. Contact Hager Sales and Service at 1-800-325-9995 for more specific information.

Non-Removable Pins (Medium Security)

Symbol	Description	List
NRP	Set screw in barrel	\$2.65 each

BHMA Symbol Base Material

US & HAGER	DESCRIPTION	STEEL	BRASS	STAINLESS STEEL
1D	Black	N/A	N/A	N/A
2D	Brass Tone Dichromate	N/A	N/A	N/A
3	Bright Brass	632	605	N/A
3LB	Light Brass	N/A	N/A	N/A
4	Satin Brass	633	606	N/A
10A	Antique Bronze - Lacquered	641	614	N/A
10R	Dark Antique Bronze - Matte Lacquer	N/A	N/A	N/A
15	Satin Nickel	646	619	N/A
26	Bright Chromium Plated	651	625	N/A
26D	Satin Chromium Plated	652	626	N/A
32	Stainless Steel Metal, Bright	N/A	N/A	629
32D	Stainless Steel Metal, Satin	N/A	N/A	630
P	Prime Coat - Beige	600	600	N/A
ABA/US5	Antique Brass	638	609	N/A
AN/15A	Antique Nickel	647	620	N/A

Note: For any finish not listed in this Price Book, price and availability on request.

RESIDENTIAL DISCOUNT GROUPS






GROUP	DESCRIPTION	DISC %
BB1541 - RCBB1541 - RCBB1542 (3.5)		
80M	3.5 - SS BB (32-32D)	_____
1741 - RC1741 - RC1842 (3.0, 3.5)		
81A	3.0, 3.5 - PB BOX (10A-ABA-AN-1D-26-26D-3)	_____
81C	3.0, 3.5 - PB BOX (10R-15)	_____
81G	3.0, 3.5 - PB BOX (2D-4-P-3LB)	_____
BB1741 - RCBB1741 - RCBB1842 (3.5)		
82A	3.5 - BB BOX (ABA-AN-10R-1D-15-26-26D-3)	_____
82G	3.5 - BB BOX (2D-4-3LB)	_____
RC1841 - 7741 - 8741 (3.5)		
83A	3.5 - BULK (10A-ABA-AN-1D-26-26D-3)	_____
83C	3.5 - BULK (10R-15)	_____
83G	3.5 - BULK (2D-4-P-3LB)	_____
1541 - RC1541 - RC1542 (3.0, 3.5)		
86A	3.0, 3.5 - BRASS (ABA-AN-10R-15-26-26D-3)	_____
86G	3.0, 3.5 - BRASS (4)	_____
86M	3.0, 3.5 - SS (32-32D)	_____
1750 - 1751 - 1752 (3.5)		
87A	3.5 - SPRING (ABA-AN-1D-10R-15-26-26D-3)	_____
87G	3.5 - SPRING (2D-4-P-3LB)	_____
RC1748 (3.5)		
88A	3.5 - RC1748 (10A-15-26-26D-3)	_____
88G	3.5 - RC1748 (2D-4-P-3LB)	_____
RCBB1841 (3.5)		
8CA	3.5 - BB BULK (AN-15-3-10R-26-26D-5-1D)	_____
8CG	3.5 - BB BULK (2D-4)	_____
BB1543 (4.0)		
90A	4.0 - BRASS BB (10R-3-ABA-AN)	_____
90G	4.0 - BRASS BB (4)	_____
90M	4.0 - SS BB (32-32D)	_____

RCBB1841 (4.0)		
9CA	4.0 - BB BULK (10R-15)	_____

GROUP	DESCRIPTION	DISC %
1741 - RC1741 - 1842 (4.0)		
91A	4.0 - PB BOX (10A-ABA-AN-10R-1D-15-26-26D)	_____
91C	4.0 - PB BOX (10R-15)	_____
91G	4.0 - PB BOX (2D-4-P-3LB)	_____
RCBB1741 - RCBB1842 (4.0)		
92A	4.0 - BB BOX (10A-ABA-AN-10R-1D-26-26D-3)	_____
92G	4.0 - BB BOX (2D-4-P-3LB)	_____
RC1841 - RC8741 - RC8744 (4.0)		
93A	4.0 - BULK (10A-ABA-AN-1D-26-26D-3)	_____
93C	4.0 - BULK (10R - 15)	_____
93G	4.0 - BULK (2D-4-P-3LB)	_____
RC1542 - 1541 - RC1541 - RC1543 (4.0)		
96A	4.0 - BRASS (ABA-AN-10R-15-26-26D-3)	_____
96M	4.0 - SS (32-32D)	_____
1744 - 1750 - 1751 - 1752 - 1754 - 1760 - 1761 - 1762 - 1764 (4.0)		
97A	4.0 SPRING (10A-ABA-AN-10R-1D-15-26-26D-3)	_____
97G	4.0 SPRING (2D-4-P-3LB)	_____
97M	4.0 SPRING (32-32D)	_____
RC1749 (4.0)		
99A	4.0 - RC1749 (10A-ABA-15-26-26D-3-4-L2)	_____
99G	4.0 - RC1749 (2D-4-P-3LB)	_____
RC1846 - RC1847 (4.0)		
9AA	4.0 - FRP BOX (3)	_____
9AG	4.0 - FRP BOX (2D-P)	_____
RC1846 - RC1847 (4.0)		
9BA	4.0 - FRP BULK (10R-ABA-AN-1D-3-15-26D)	_____
9BG	4.0 - FRP BULK (2D-P)	_____
RC1843 (4.0)		
9DA	4.0 - SECURITY BOX (AN-15-26D-3-10R-26)	_____
9DG	4.0 - SECURITY BOX (2D-4)	_____
RC1843 (4.0)		
9EA	4.0 - SECURITY BULK (10R-15-26-26D-3)	_____
9EG	4.0 - SECURITY BULK (2D-P)	_____
OTHER GROUP CODES		
701	RESIDENTIAL BULK SCREWS	_____
780	RESIDENTIAL AUXILIARY	_____



Residential Hinges

	Description	Size	Finish	List	Box Qty.	Case Qty.	Disc. Code			
	1340 Machine Screws U/M - Pack of 400	10-24 x 1/2" FPHM with #9 Head	USP	34.64	1 pack	10 packs	701			
			2D	34.64						
			US3	34.64						
			3LB	34.64						
			US4	34.64						
			ABA/US5	34.64						
			10R	34.64						
			US15	34.64						
			US26	34.64						
					US26D	34.64				
	1541 Solid Brass or Stainless Square Corner Full Mortise Residential Wt.	3-1/2" x 3-1/2" (89 mm x 89 mm)	US3	15.70	2 each	100 each	86A			
			10R	15.70			86A			
			US15	15.70			86A			
			US32	16.01			86M			
			US32D	16.01			86M			
			4" x 4" (102 mm x 102 mm)	US3	18.25	2 each	50 each	96A		
				10R	18.25			96A		
				US15	18.25			96A		
				US32	18.56			96M		
				US32D	18.56			96M		
	BB1541 Stainless Square Corner Full Mortise Residential Wt. Ball Bearing with Screws U/M - 1 each	3-1/2" x 3-1/2" (89 mm x 89 mm)	US32D	20.87	2 each	100 each	80M			
			4" x 4" (102 mm x 102 mm)	US32D	23.05	2 each	50 each	90M		
				RC1541 Solid Brass or Stainless 1/4" Radius Round Corner Full Mortise Residential Wt. Plain Bearing with Screws U/M -1 each	3-1/2" x 3-1/2" (89 mm x 89 mm)	US3	15.70	2 each	100 each	86A
						10R	15.70			86A
						US15	15.70			86A
US26	15.70						86A			
US26D	15.70						86A			
US32D	16.10						86M			
4" x 4" (102 mm x 102 mm)	US3	18.25				2 each	50 each	96A		
	10R	18.25						96A		
	US15	18.25						96A		
	US26D	18.25						96A		
		US32D	18.56			96M				
	RCBB1541 Stainless 1/4" Radius Full Mortise Residential Wt. Ball Bearing with Screws U/M - 1 each	3-1/2" x 3-1/2" (89 mm x 89 mm)	US32D	20.87	2 each	100 each	80M			
			4" x 4" (102 mm x 102 mm)	US32D	23.05	2 each	50 each	90M		





Description	Size	Finish	List	Box Qty.	Case Qty.	Disc. Code
RC1542 Solid Brass or Stainless 5/8" Radius Round Corner Full Mortise	3-1/2" x 3-1/2" (89 mm x 89 mm)	US3	15.70	2 each	100 each	86A
		US4	15.70			86G
		10R	15.70			86A
		US15	15.70			86A
		US26	15.70			86A
		US26D	15.70			86A
		US32	16.01			86M
		US32D	16.01			86M
		4" x 4" (102 mm x 102 mm)	US3	18.25	2 each	50 each
10R	18.25				96A	
US15	18.25				96A	
US26D	18.25				96A	
US32	18.56				96M	
US32D	18.56				96M	



RCBB1542 Stainless 5/8" Radius Round Corner Full Mortise Residential Wt. Ball Bearing with Screws U/M - 1 each	3-1/2" x 3-1/2" (89 mm x 89 mm)	US32D	20.87	2 each	100 each	80M
		4" x 4" (102 mm x 102 mm)	US32D	23.05	2 each	50 each



1543 Solid Brass or Stainless Square by 5/8" Radius Full Mortise Residential Wt. Plain Bearing with Screws U/M - 1 each	4" x 4" (102 mm x 102 mm)	US3	18.25		50 each	96A
		10R	18.25			96A
		US15	18.25			96A
		US32D	18.56			96M



BB1543 Solid Brass or Stainless Square by 5/8" Radius Full Mortise Residential Wt. Ball Bearing with Screws U/M - 1 each	4" x 4" (102 mm x 102 mm)	US3	23.48		50 each	90A
		10R	23.48			90A
		US32D	23.48			90M

1. Please use stock number when ordering.
2. Minimum order quantity is one box unless otherwise noted.



Residential Hinges



1734
 Stainless Steel
 1/4" Radius Round Corner
 Full Mortise
 Spring Hinge
 Timely Frame All MS 1/2 WS
 U/M -1 each

Description	Size	Finish	List	Box Qty.	Case Qty.	Disc. Code
	4" x 4" (102 mm x 102 mm)	US32D	46.60	2 each	80 each	97M



1741
 Steel
 Square Corner
 Full Mortise
 Residential Wt.
 Plain Bearing - with Screws
 U/M - 1 each

	3" x 3" (76 mm x 76 mm)	USP	2.24	2 each	100 each	81G
		2D	2.24			81G
		US3	6.42			81A
		US4	2.24			81A
		US10A	6.42			81A
		US26	6.42			81A
		US26D	6.42			81A

	3-1/2" x 3-1/2" (89 mm x 89 mm)	USP	2.24	2 each	100 each	81G
		1D	6.42			81A
		2D	2.24			81G
		US3	6.42			81A
		3LB	2.24			81G
		US4	2.24			81G
		ABA/US5	6.42			81A
		US10A	6.42			81A
		10R	6.42			81C
		US15	6.42			81C
		AN/US15A	6.42			81A
		US26	6.42			81A
		US26D	6.42			81A

	4" x 4" (102 mm x 102 mm)	USP	3.30	2 each	50 each	91G
		1D	7.60			91A
		2D	3.30			91G
		US3	7.60			91A
		US4	3.30			91G
		ABA/US5	7.60			91A
		US10A	7.60			91A
		10R	7.60			91C
		US15	7.60			91C
		AN/US15A	7.60			91A
		US26	7.60			91A
		US26D	7.60			91A





Description	Size	Finish	List	Box Qty.	Case Qty.	Disc. Code
BB1741	3-1/2" x	US3	10.78	2 each	100 each	82G
Steel	3-1/2"	US4	6.60			82A
Square Corner	(89 mm x	ABA/US5	10.78			82G
Ball Bearing Hinges	89 mm)	US10A	10.78			82A
Full Mortise		10R	10.78			82A
Residential Wt. with Screws		US15	10.78			82A
U/M - 1 each		AN/US15A	10.78			82A
		US26	10.78			82A
		US26D	10.78			82A
	4" x 4"	2D	7.66	2 each	50 each	92G
	(102 mm x	US3	11.90			92A
	102 mm)	US4	7.66			92G
		ABA/US5	11.90			92A
		US10A	11.90			92A
		10R	11.90			92A
		US15	11.90			92A
		AN/US15A	11.90			92A
		US26	11.90			92A
		US26D	11.90			92A

1. Please use stock number when ordering.
2. Minimum order quantity is one box unless otherwise noted.



RC1741	3" x 3"	USP	2.24	2 each	100 each	81G
Steel	(76 mm x	2D	2.24			81G
1/4" Radius	76 mm)	US3	6.42			81A
Round Corner		US4	2.24			81G
Full Mortise		US26D	6.42			81A
Residential Wt.	3-1/2" x	USP	2.24	2 each	100 each	81G
Plain Bearing with screws	3-1/2"	1D	6.42			81A
	(89 mm x	2D	2.24			81G
	89 mm)	US3	6.42			81A
		3LB	2.24			81G
		US4	2.24			81G
		ABA/US5	6.42			81A
		US10A	6.42			81A
		10R	6.42			81C
		US15	6.42			81C
		AN/US15A	6.42			81A
		US26	6.42			81A
		US26D	6.42			81A
	4" x 4"	USP	3.30	2 each	50 each	91G
	(102 mm x	1D	7.60			91A
	102 mm)	2D	3.30			91G
		US3	7.60			91A
		US4	3.30			91G
		ABA/US5	7.60			91A
		US10A	7.60			91A
		10R	7.60			91C
		US15	7.60			91C
		AN/US15A	7.60			91A
		US26	7.60			91A
		US26D	7.60			91A

1. Please use stock number when ordering.
2. Minimum order quantity is one box unless otherwise noted.



Residential Hinges






Description	Size	Finish	List	Box Qty.	Case Qty.	Disc. Code		
RC1741 Steel 1/4" Radius Round Corner Full Mortise Residential Wt. Plain Bearing Bulk Assembled See style #2617 & #2817 for screws U/M - Each - Bulk	3-1/2" x 3-1/2"	USP	2.06	-	100 each	83G		
		1D	5.92			83A		
	(89 mm x 89 mm)	2D	2.06			83G		
		US3	5.92			83A		
	3LB	2.06	83G					
	US4	2.06	83G					
	ABA/US5	5.92	83A					
	10R	5.92	83C					
	US15	5.92	83C					
	AN/US15A	5.92	83A					
	US26	5.92	83A					
	US26D	5.92	83A					
	4" x 4" (102 mm x 102 mm)	USP	2.99			-	100 each	93G
		1D	6.98					93A
2D		2.99	93G					
US3		6.98	93A					
3LB		2.99	93G					
US4		2.99	93G					
US10A		6.98	93A					
10R		6.98	93C					
US15		6.98	93C					
AN/US15A		6.98	93A					
US26		6.98	93A					
US26D		6.98	93A					



RCBB1741 Steel 1/4" Radius Round Corner Full Mortise Residential Wt. Ball Bearing with screws U/M - 1 each	3-1/2" x 3-1/2"	1D	10.78	2 each	100 each	82A		
		US3	10.78			82A		
	(89 mm x 89 mm)	US4	6.60			82G		
		ABA/US5	10.78			82A		
	10R	10.78	82A					
	US15	10.78	82A					
	AN/US15A	10.78	82A					
	US26	10.78	82A					
	US26D	10.78	82A					
	4" x 4" (102 mm x 102 mm)	1D	11.90			2 each	50 each	92G
		2D	7.66					92G
		US3	11.90					92A
		US4	7.66					92G
		ABA/US5	11.90					92A
US10A		11.90	92A					
10R		11.90	92A					
US15		11.90	92A					
AN/US15A		11.90	92A					
US26		11.90	92A					
US26D		11.90	92A					



	Description	Size	Finish	List	Box Qty.	Case Qty.	Disc. Code
	1744	4" x 4"	USP	19.75	2 each	80 each	97G
	Steel	(102 mm x 102 mm)	2D	19.75			97G
	1/4" Radius		US3	32.33			97A
	Round Corner		US4	19.75			97A
	Full Mortise						
	Residential Wt.		ABA/US5	32.33			97A
	Spring Hinge		US10A	32.33			97A
	Template		US26	32.33			97A
	All MS - 1/2 WS						
	U/M - 1 each		US26D	32.33			97A
	RC1748	3-1/2" x 3-1/2"	2D	2.37		100 each	88G
	Steel	(89 mm x 89 mm)	US3	6.42			88A
	1/4" Radius		US4	2.37			88G
	Round Corner						
	Full Mortise		US10A	6.42			88A
	Residential Wt.						
	Plain Bearing		10R	6.42			88A
	Template		US15	6.42			88A
	All MS - 1/2 WS		US26	6.42			88A
	U/M - 1 each		US26D	6.42			88A
	RC1749	4" x 4"	2D	4.86		48 each	99G
	Steel	(102 mm x 102 mm)	US3	7.60			99G
	1/4" Radius		3LB	4.86			99A
	Round Corner		US4	4.86			99G
	Full Mortise						
	Residential Wt.		ABA/US5	7.60			99G
	Plain Bearing		US10A	7.60			99A
	Template		10R	7.60			99A
	AMS - 1/2 WS						
			US15	7.60			99A
		US26	7.60			99A	
		US26D	7.60			99A	

1. Please use stock number when ordering.
 2. Minimum order quantity is one box unless otherwise noted.



Residential Hinges



Description	Size	Finish	List	Box Qty.	Case Qty.	Disc. Code			
1750 Steel Square Corner Full Mortise Residential Wt. Spring Hinge with Screws ALL WS	3-1/2" x 3-1/2" (89 mm x 89 mm)	USP	18.44		80 each	87G			
		1D	24.54			87G			
		2D	18.44			87G			
		US3	24.54			87A			
		3LB	18.44			87G			
		US4	18.44			87G			
		ABA/US5	24.54			87A			
		10R	24.54			87A			
		US15	24.54			87A			
		AN/US15A	24.54			87A			
		US26	24.54			87A			
		US26D	24.54			87A			
		4" x 4" (102 mm x 102 mm)		USP		19.75		80 each	97G
				2D		19.75			97G
US3	32.33				97A				
3LB	19.75				97G				
US4	19.75				97G				
ABA/US5	32.33				97A				
10R	32.33				97A				
US15	32.33				97A				
AN/US15A	32.33				97A				
US26	32.33				97A				
US26D	32.33				97A				
1751 Steel 1/4" Radius Round Corner Full Mortise Residential Wt. Spring Hinge with Screws ALL WS U/M - 1 each	3-1/2" x 3-1/2" (89 mm x 89 mm)			1D	24.54	2 each	80 each		87G
				2D	18.44				87A
				US3	24.54				87G
		3LB	18.44		87A				
		US4	18.44		87G				
		ABA/US5	24.54		87G				
		10R	24.54		87A				
		US15	24.54		87A				
		AN/US15A	24.54		87A				
		US26D	24.54		87A				
		4" x 4" (102 mm x 102 mm)		USP	19.75	2 each		80 each	97G
				1D	32.33				97A
				2D	19.75				97G
				US3	32.33				97A
3LB	19.75				97G				
US4	19.75				97G				
US10A	32.33				97A				
ABA/US5	32.33				97A				
10R	32.33				97A				
US15	32.33				97A				
AN/US15A	32.33				97A				
US26	32.33				97A				
US26D	32.33				97A				





Description	Size	Finish	List	Box Qty.	Case Qty.	Disc. Code
1752	3-1/2" x 3-1/2"	USP	18.44	2 each	80 each	87G
Steel		1D	24.54			87A
5/8" Radius	(89 mm x 89 mm)	2D	18.44			87G
Round Corner		US3	24.54			87A
Full Mortise		3LB	18.44			87G
Residential Wt.		US4	18.44			87G
Spring Hinge with Screws		US10A	24.54			87A
ALL WS		ABA/US5	24.54			87A
U/M - 1 each		10R	24.54			87A
		US15	24.54			87A
		AN/US15A	24.54			87A
		US26	24.54			87A
		US26D	24.54			87A

	4" x 4"	USP	19.75	2 each	80 each	97G
	(102 mm x 102 mm)	1D	32.33			97A
		2D	19.75			97G
		US3	32.33			97A
		3LB	19.75			97G
		US4	19.75			97G
		ABA/US5	32.33			97A
		US10A	32.33			97A
		10R	32.33			97A
		US15	32.33			97A
		AN/US15A	32.33			97A
		US26	32.33			97A
		US26D	32.33			97A



1754	4" x 4"	USP	19.75	2 each	80 each	97G
Steel	(102 mm x 102 mm)	1D	32.33			97G
Square by 5/8" Radius		2D	19.75			97G
Full Mortise		US3	32.33			97A
Residential Wt.		3LB	19.75			97G
Spring Hinge with Screws		US4	19.75			97A
ALL WS		ABA/US5	32.33			97G
U/M - 1 each		10R	32.33			97A
		US15	32.33			97A
		AN/US15A	32.33			97A
		US26	32.33			97A
		US26D	32.33			97A








1760	4" x 4"	US32	46.60	2 each	80 each	97M
Stainless Steel	(102 mm x 102 mm)	US32D	46.60			
Square Corner						
Full Mortise						
Residential Wt.						
Spring Hinge with Screws						
ALL WS						
U/M - 1 each						







1. Please use stock number when ordering.
2. Minimum order quantity is one box unless otherwise noted.



Residential Hinges

	Description	Size	Finish	List	Box Qty.	Case Qty.	Disc. Code
 	1761 Stainless Steel 1/4" Radius Round Corner Full Mortise Residential Wt. Spring Hinge with Screws ALL WS U/M -1 each	4" x 4" (102 mm x 102 mm)	US32 US32D	46.60 46.60	2 each	80 each	97M
	1762 Stainless Steel 5/8" Radius Round Corner Full Mortise Residential Wt. Spring Hinge with Screws ALL WS U/M - 1 each	4" x 4" (102 mm x 102 mm)	US32 US32D	46.60 46.60	2 each	80 each	97M
 	1764 Stainless Steel Square by 5/8" Radius Full Mortise Residential Wt. Spring Hinge with Screws ALL WS U/M - 1 each	4" x 4" (102 mm x 102 mm)	US32 US32D	46.60 46.60	2 each	80 each	97M
	1816 Steel Square by 5/8" Radius Full Mortise Residential Wt. Plain Bearing Bulk Assembled Right Hand See style #2817 for Screws U/M - Each - Bulk	4" x 4" (102 mm x 102 mm)	USP 1D 2D US3 3LB ABA/US5 10R US15 AN/US15A US26 US26D	2.99 6.98 2.99 6.98 2.99 6.98 6.98 6.98 6.98 6.98 6.98		100 each	
	BB1816 Steel Square by 5/8" Radius Full Mortise Residential Wt. Ball Bearing with screws Right Hand U/M - 1 each	4" x 4" (102 mm x 102 mm)	US3 US4 ABA/US5 10R US15 AN/US15A US26D	11.90 7.66 11.90 11.90 11.90 11.90 11.90	2 each	50 each	92G 92A 92G 92A 92A 92A 92A

1. Please use stock number when ordering.
2. Minimum order quantity is one box unless otherwise noted.

	Description	Size	Finish	List	Box Qty.	Case Qty.	Disc. Code
	1817	4" x 4"	USP	2.99		100 each	93G
	Steel	(102 mm x 102 mm)	1D	6.98			93A
	Square by 5/8" Radius		2D	2.99			93G
	Full Mortise		US3	6.98			93A
	Residential Wt.		3LB	2.99			93G
	Plain Bearing		10R	6.98			93A
	Bulk Assembled Left Hand		US15	6.98			93C
	See style #2817 for Screws		AN/US15A	6.98			93C
	U/M - Each - Bulk		US26D	6.98			93A
	BB1817	4" x 4"	2D	7.66	2 each	50 each	92G
	Steel	(102 mm x 102 mm)	US3	11.90			92A
	Square by 5/8" Radius		US4	7.66			92G
	Full Mortise		ABA/US5	11.90			92A
	Residential Wt.		10R	11.90			92A
	Ball Bearing with screws		US15	11.90			92A
	Left Hand		AN/US15A	11.90			92A
	U/M - 1 each		US26D	11.90			92A
	1818	4" x 4"	USP	4.30		100 each	9EG
	Steel	(102 mm x 102 mm)	3LB	4.30			9EG
	Square by 5/8" Radius		US4	4.30			9EG
	Full Mortise		US15	9.47			9EA
	Residential Wt.		AN/US15A	9.47			9EA
	Plain Bearing		US26D	9.47			9EA
	Bulk Assembled Right Hand						
Safety Stud							
See style #2817 for screws							
U/M - Each - Bulk							
	1819	4" x 4"	USP	4.30	-	100 each	9EG
	Steel	(102 mm x 102 mm)	3LB	4.30			9EG
	Square by 5/8" Radius		10R	9.47			9EA
	Full Mortise		US15	9.47			9EA
	Residential Wt.		US26D	9.47			9EA
	Plain Bearing						
	Bulk Assembled Left Hand						
Safety Stud							
See style #2817 for screws							
U/M - Each - Bulk							

1. Please use stock number when ordering.
 2. Minimum order quantity is one box unless otherwise noted.



Residential Hinges



Description	Size	Finish	List	Box Qty.	Case Qty.	Disc. Code
RC1841	3-1/2" x 3-1/2"	USP	2.06	-	100 each	83G
Steel		1D	5.92			83A
5/8" Radius	(89 mm x 89 mm)	2D	2.06			83G
Round Corner		US3	5.92			83A
Full Mortise		3LB	2.06			83G
Residential Wt.		US4	2.06			83G
Plain Bearing		ABA/US5	5.92			83A
Bulk Assembled with Screws		US10A	5.92			83A
See style #2617 & #2817 for screws		US10A	5.92			83A
U/M - Each - Bulk		10R	5.92			83C
		US15	5.92			83C
		AN/US15A	5.92			83A
		US26	5.92			83A
		US26D	5.92			83A



	4" x 4"	USP	2.99	-	100 each	93G
	(102 mm x 102 mm)	1D	6.98			93A
		2D	2.99			93G
		US3	6.98			93A
		3LB	2.99			93G
		US4	2.99			93G
		ABA/US5	6.98			93A
		US10A	6.98			93A
		10R	6.98			93C
		US15	6.98			93C
		AN/US15A	6.98			93A
		US26	6.98			93A
		US26D	6.98			93A

RC1842	3-1/2" x 3-1/2"	USP	2.24	2 each	100 each	81G
Steel		1D	6.42			81A
5/8" Radius	(89 mm x 89 mm)	2D	2.24			81G
Round Corner		US3	6.42			81A
Full Mortise		3LB	2.24			81G
Residential Wt.		US4	2.24			81G
Plain Bearing with screws		ABA/US5	6.42			81A
U/M - 1 each		US10A	6.42			81A
		10R	6.42			81C
		US15	6.42			81C
		AN/US15A	6.42			81A
		US26	6.42			81A
		US26D	6.42			81A

	4" x 4"	USP	3.30	2 each	50 each	91G
	(102 mm x 102 mm)	1D	7.60			91A
		2D	3.30			91G
		US3	7.60			91A
		3LB	3.30			91G
		US4	3.30			91G
		ABA/US5	7.60			91A
		US10A	7.60			91A
		10R	7.60			91C
		US15	7.60			91C
		AN/US15A	7.60			91A
		US26	7.60			91A
		US26D	7.60			91A








Description	Size	Finish	List	Box Qty.	Case Qty.	Disc. Code
RCBB1842	3-1/2" x	1D	10.78	2 each	100 each	82A
Steel	3-1/2"	US3	10.78			82A
5/8" Radius	(89 mm x	3LB	6.60			82G
Round Corner	89 mm)	US4	6.60			82G
Full Mortise		ABA/US5	10.78			82A
Residential Wt.		US10A	10.78			82A
Ball Bearing with screws		10R	10.78			82A
U/M - 1 each		US15	10.78			82A
		AN/US15A	10.78			82A
		US26	10.78			82A
		US26D	10.78			82A
	4" x 4"	1D	11.90	2 each	50 each	92A
	(102 mm x	2D	7.66			92G
	102 mm)	US3	11.90			92A
		3LB	7.66			92G
		US4	7.66			92G
		ABA/US5	11.90			92A
		US10A	11.90			92A
		10R	11.90			92A
		US15	11.90			92A
		AN/US15A	11.90			92A
		US26	11.90			92A
		US26D	11.90			92A
	4" x 4"	US3	9.47	2 each	50 each	9DG
RC1843	(102 mm x	3LB	4.24			9DA
Steel	102 mm)	US4	4.24			9DG
5/8" Radius		ABA/US5	9.47			9DG
Round Corner		10R	9.47			9DA
Full Mortise		US15	9.47			9DA
Residential Wt.		AN/US15A	9.47			9DA
Bulk assembled with screws		US26	9.47			9DA
Safety Stud		US26D	9.47			9DA
U/M - 1 each						
	4" x 4"	USP	4.30	-	100 each	9EG
RC1843	(102 mm x	2D	4.30			9EG
Steel	102 mm)	US3	9.47			9EA
5/8" Radius		ABA/US5	9.47			9EA
Round Corner		10R	9.47			9EA
Full Mortise		US15	9.47			9EA
Residential Wt.		US26	9.47			9EA
Bulk Assembled with screws		US26D	9.47			9EA
See style #2817						
Safety Stud						
U/M - Each - Bulk						



1. Please use stock number when ordering.
2. Minimum order quantity is one box unless otherwise noted.



Residential Hinges

	Description	Size	Finish	List	Box Qty.	Case Qty.	Disc. Code
	RC1846	4" x 4"	2D	4.80	2 each	50 each	9AG
	Steel	(102 mm x	US3	12.40			9AA
	5/8" Radius	102 mm)	US26D	12.40			9AA
	Round Corner						
	Full Mortise						
	Residential Wt.						
	Plain Bearing with screws						
	Riveted Pin						
	U/M - 1 each						
	RC1846	4" x 4"	USP	4.80	-	100 each	9BG
	Steel	(102 mm x	2D	4.80			9BG
	5/8" Radius	102 mm)	US3	8.85			9BA
	Round Corner		3LB	4.80			9BG
	Full Mortise		10R	8.85			9BA
	Residential Wt.		US15	8.85			9BA
	Plain Bearing		AN/US15A	8.85			9BA
	Bulk assembled with screws		US26	8.85			9BA
	See style #2817 for screws		US26D	8.85			9BA
	Riveted Pin		1D	8.85			9BA
	U/M - Each - Bulk						
	RC1847	4" x 4"	USP	4.80	2 each	50 each	9AG
	Steel	(102 mm x	2D	4.80			9AG
	Square by 5/8" Radius	102 mm)	US3	12.40			9AA
	Full Mortise						
	Residential Wt.						
	Plain Bearing with screws						
	Riveted Pin						
	U/M - 1 each						
	RC1847	4" x 4"	USP	4.80	-	100 each	9BG
	Steel	(102 mm x	2D	4.80			9BG
	Square by 5/8" Radius	102 mm)	US3	8.85			9BA
	Full Mortise		10R	8.85			9BA
	Residential Wt.		US15	8.85			9BA
	Bulk Assembled with screws		US26D	8.85			9BA
	See style #2817 for screws						
	Riveted Pin						
	U/M - Each - Bulk						
	1848	4" x 4"	US3	7.60	2 each	50 each	91A
	Steel	(102 mm x	ABA/US5	7.60			91A
	Unassembled	102 mm)	US10A	7.60			91A
	Square by 5/8" Radius		10R	7.60			91C
	Full Mortise		US15	7.60			91C
	Residential Wt.		AN/US15A	7.60			91A
	Plain Bearing with screws		US26D	7.60			91A
	U/M - 1 each						



2617
Screws for Residential Hinges
UM - Pack of 600

Description	Size	Finish	List	Box Qty.	Case Qty.	Disc. Code
2617 Screws for Residential Hinges UM - Pack of 600	#9 x 3/4"	USP	41.52	1 pack	10 packs	701
		FPHS	41.52			
		2D	41.52			
		3LB	41.52			
		US3	41.52			
		US4	41.52			
		ABA/US5	41.52			
		US10A	41.52			
		10R	41.52			
		US15	41.52			
		AN/US15A	41.52			
		US26	41.52			
		US26D	41.52			



2817
Screws for Residential Hinges
UM - Pack of 800

2817 Screws for Residential Hinges UM - Pack of 800	#9 x 3/4"	USP	55.36	1 pack	10 packs	701
		FPHS	55.36			
		2D	55.36			
		3LB	55.36			
		US3	55.36			
		US4	55.36			
		ABA/US5	55.36			
		US10A	55.36			
		10R	55.36			
		US15	55.36			
		AN/US15A	55.36			
		US26	55.36			
		US26D	55.36			
		#9 X 1"	USP			
FPHS			64.64			
		2D	64.64			
		3LB	64.64			
		US3	64.64			
		US4	64.64			
		ABA/US5	64.64			
		US10A	64.64			
		10R	64.64			
		US15	64.64			
		AN/US15A	64.64			
		US26	64.64			
		US26D	64.64			
		#9 x 2-1/2"	USP	69.47	1 pack	-
	FPHS		69.47			
	#10 x 2-1/2"	2D	69.47	1 pack	-	701
		FPHS	69.47			


1. Please use stock number when ordering.
2. Minimum order quantity is one box unless otherwise noted.



Residential Hinges



Description	Size	Finish	List	Box Qty.	Case Qty.	Disc. Code
7741	3-1/2" x 3-1/2"	2D	2.06	-	100 each	83G
Steel		3LB	2.06			83G
1/4" Radius	(89 mm x 89 mm)	US4	2.06			83G
Round Corner		10R	5.92			83C
Full Mortise		US15	5.92			83C
Residential Wt.		AN/US15A	5.92			83A
Plain Bearing		US26	5.92			83A
See style #2617 & #2817 for screws		US26D	5.92			83A
Bulk Unassembled with pins	4" x 4"	2D	2.93	-	100 each	93G
U/M - Each - Bulk	(102 x 102 mm)	3LB	2.93			93G
		US4	2.93			93G
		10R	6.98			93C
		US15	6.98			93C
		AN/US15A	6.98			93A
		US26	6.98			93A



8741	4" x 4"	2D	2.99		100 each	83G
Steel	(102 mm x 102 mm)	3LB	2.06			83G
5/8" Radius		10R	5.92			83A
Round Corner		US15	5.92			83C
Full Mortise						
Residential Wt.		10R	6.98	-	100 each	93C
Plain Bearing		US15	6.98			93C
Bulk Unassembled with pins						
See style #2617 & #2817 for screws						
U/M - Each - Bulk						



8744	4" x 4"	USP	2.99	-	100 each	93G
Steel	(102 mm x 102 mm)	1D	6.98			93G
Square by 5/8" Radius		2D	2.99			93A
Full Mortise		3LB	2.99			93G
Residential Wt.		US4	6.98			93G
Plain Bearing		10R	6.98			93A
Bulk Unassembled with pins		US15	6.98			93C
See style #2817 for screws		US26D	6.98			93C
U/M - Each - Bulk						



8746	4" x 4"	1D	9.47	-	100 each	9EG
Steel	(102 mm x 102 mm)	2D	4.30			9EG
Square by 5/8" Radius		US4	4.30			9EG
Full Mortise		ABA/US5	9.47			9EA
Residential Wt.		US15	9.47			9EA
Plain Bearing		10R	9.47			9EA
Safety Stud						
Bulk Unassembled with pins						
See style #2817 for screws						
U/M - Each - Bulk						



1700	3-1/2"	2D	0.81	100 each	100 each	900
Pins for Residential Wt.	(89 mm)	US15	0.81			
Plain Bearing Hinges		US26D	0.81			
Sold full box qty						
U/M - 1 Each	4" (102 mm)	2D	0.81	100 each	100 each	900
		US15	0.81			

Residential Hinges



Description	Size	Finish	List	Box Qty.	Case Qty.	Disc. Code
1710 Hinge Tip Kit 2 Ball Tips in Solid Brass with 1 Stainless Steel Pin for One Residential Wgt. Hinge U/M - Pack of 1 each	3-1/2" (89 mm)	US3	13.46			780
		US4	13.46			
		ABA/US5	13.46			
		US10A	13.46			
		10R	13.46			
		US15	13.46			
		AN/US15A	13.46			
		US26	13.46			
		US26D	13.46			

4" (102 mm)	US3	13.46		100 packs	780
	US10A	13.46			
	10R	13.46			
	US15	13.46			
	US26	13.46			











1720 Hinge Tip Kit 2 Steeple Tips in Solid Brass with 1 Stainless Steel Pin for One Residential Wgt. Hinge U/M - Pack of 1 each	3-1/2" (89 mm)	US3	13.46	10 packs	100 packs	780
		ABA/US5	13.46			
		10R	13.46			
		US26	13.46			

4" (102 mm)	10R	13.46		10 packs	100 packs	780
	US15	13.46				
	US26	13.46				

1. Please use stock number when ordering.
2. Minimum order quantity is one box unless otherwise noted.



	Description	Finish	List
	9456-72 Flat Rail Steel Black Top Mount 72" Track Kit Includes Track	BLK	160.00
	9456-96 Flat Rail Steel Black Top Mount 96" Track Kit Flat Rail Steel Black Top Mount 96" Track Kit Includes Track	BLK	175.00
	9457-72 Flat Rail Steel Black 3" Hook 72" Track Kit Flat Rail Steel Black 3" Hook 72" Track Kit Includes Track	BLK	160.00
	9457-96 Flat Rail Steel Black 3" Hook 96" Track Kit Flat Rail Steel Black 3" Hook 96" Track Kit Includes Track	BLK	175.00
	1-269-8649 Flat Rail Track Connector	BLK	16.16
	1-269-8648 72" Rail Only	BLK	114.19
	1-269-8647 96" Rail Only	BLK	129.04
	1-269-8646 Flat Rail Soft Close Add On	BLK	80.68
	1-269-8652 9456 e-Conestoga - Top Mount Hanger	BLK	43.72
	1-269-8653 e-Conestoga Door Stop	BLK	14.60
	1-269-8654 e-Conestoga Track Support	BLK	8.77
	1-269-8655 e-Conestoga Floor Guide (One Piece)	BLK	8.77
	1-269-8656 e-Conestoga Anti-Jump Pin	BLK	8.77
	1-269-8657 e-Conestoga Floor Guide (Two Piece)	BLK	14.60
	1-269-8658 e-Conestoga 72" Track	BLK	58.32
	1-269-8659 9457 e-Conestoga - Face Mount Hanger	BLK	49.55
	1-269-8660 e-Conestoga 96" Track	BLK	75.79





Description	Finish	List
94582D-32D Round ADA TT Stainless 2-1/4" Backset	32D	228.14
94582D-10B Round ADA TT Oil Rubbed Bronze 2-1/4" Backset	10B	228.14
94582D-BLK Round ADA TT Black 2-1/4" Backset	BLK	228.14
945835-32D Round ADA TT Stainless Steel 3-1/2" Backset	32D	
945835-10B Round ADA TT Oil Rubbed Bronze 3-1/2" Backset	10B	228.14
945835-BLK Round ADA TT Black 3-1/2" Backset	BLK	228.14
9459-32D Surface Jamb Barn Door Lock ADA 1-9/16" Thumb Lever	32D	241.97
9459-BLK Surface Jamb Barn Door Lock ADA 1-9/16" Thumb Lever	BLK	241.97



1. Please use stock number when ordering.
 2. Minimum order quantity is one box unless otherwise noted.



TABLE OF CONTENTS

	A			M
ANSI Standards.....		2	Mortar Box.....	11
	B			P
Bearing at Top		12	Painted Cover Channels.....	6
Bearing Replacement Kit.....		14	Polished Cover Channels.....	6
	C			Q
Cancellation Notification		2	Quick Connect.....	9
Center Punches		14	Quick Ship.....	2
Concealed Electric Hinges with Lead Wire.....		7-10		R
Concealed Electric Monitoring (EMN).....		7-10	Replacement Moldings	11
Concealed Electric Through-Wire (ETW).....		7-10		S
Concealed Electric Through-Wire - Removable (RETW)		7-10	Shim Stock.....	15
Concealed Electric Through-Wire and Monitoring (ETM)		7-10	Shipping Cartons	15
Custom Hole Pattern		12	Short Hinges.....	12
	D		Special Anodizing	6
Dutch Door Prep		14	Special Cover Channels	5
	E		Special Finished Hinges.....	6
Electric Power Transfer Preparation (EPT).....		9	Special Holes.....	6
Electrical Modifications		7-10	Special Lengths	3
Exposed Electric Contacts (E).....		7-10	Special Products.....	3
Exposed Electric Switches (EIS).....		7-10	Standard Finishes.....	3
Extra Long Hinges.....		12	Standard Lengths.....	3
Power Transfer Preparation.....		9		T
	F		Tamper Resistant Hinge.....	14
Fasteners.....		15	Template Hinges.....	3
Field Modifications.....		3	TIPIT®	14
Fire Ratings		4		
	H			
Hinges				
Concealed.....		16, 17, 19-23, 24, 26-27, 29		
Full Surface.....		16, 19, 23-25, 28		
Half Surface		16-19, 23, 25, 28		
Hospital Tip.....		12		
How To Order		2		
	L			
Lead Times		2		
Length Specifications.....		3		



Roton Continuous Hinges

HOW TO ORDER:

Example: 780-112HDFFUL 119" CLR 1 PK

Stock Number: 184038

Item Number: YS 1121190CLR000001 Rev. S

780

ROTON
ALUMINUM
CONTINUOUS
GEARED
HINGE

112HD

ITEM#

119"

LENGTH

CLR

FINISH

1 PK

STANDARD
SINGLE
PACK

INTRODUCTION

Hager Roton hinges are unique, aluminum geared hinges developed to outperform most other entrance components because the weight of the door is distributed along the full length of the door frame.

Roton continuous hinges have been utilized in hospitals, schools, hotels, offices, airports, stadiums, storefronts, and commercial and industrial buildings in new construction and retrofit applications for over 30 years.

Hager Roton continuous geared hinges are designed for superior performance. Because of this, we offer our lifetime warranty with confidence.

ANSI Standards

- 780 Series Roton continuous geared hinges are approved per ANSI A156.26 Grade 1 for 150 lb. doors
- 780 Series Roton heavy duty hinges are approved per ANSI A156.26 Grade 1 for 300 lb. doors
- 780-111, 780-112, 780-124HD, 780-224, 780-226 standard duty and heavy duty Roton continuous geared hinges are Warnock-Hersey certified in accordance with ANSI A250.13 2003 Standard Severe Windstorm Resistant Components.



Cancellation Notification

Cancellation for made to order items must be completed within 48 hours of order placement.



Standard Lengths

Roton hinges are listed and priced as actual lengths 79" (6'8" opening), 83" (7'0" opening), 85" (7'2" opening), 95" (8'0" opening), and 119" (10'0" opening) for convenience in application to nominal sized doors. Actual length provides for threshold clearance, head clearance and door height allowances for carpeting. Other lengths may be ordered as non-standard items.

Special Lengths

Should a non-standard length be required, please price as the next standard length. (For example, if 86" length is required, use 95" list price.)

Length Specifications

If special lengths to match the actual net door heights are required, please indicate this clearly on your order. A special length should be specified from the net door height, not the nominal height of the opening. To order specify: "Actual Length", or "Net Door Height". Use pricing for the next longer standard length from which the special length can be manufactured. For example, hinges 86-3/4" long will be invoiced at the 95" price.

Field Modifications

While Roton hinges can be cut in the field, any product modifications may void all warranties. Should in-the-field modifications be required, cut only from bottom of hinge. Do not cut through bearings or screw holes. When cutting electric hinges it is extremely important to clamp both hinge leaves securely to prevent hinge "chatter" which can damage the hinge's internal wiring. Consult the St. Louis sales office before proceeding.

Template Hinges

Hager has developed templated hole patterns for Roton hinge models in standard lengths. Drawings are available upon request by contacting Hager Customer Service or accessing the Hager website at www.hagerco.com.

Due to normal variances inherent in the manufacturing process, Roton custom length hinges are deemed by Hager to be nontemplated.

Standard Finishes

Roton hinges are available in clear anodized satin aluminum (similar to US28), dark bronze and black exterior anodized coating.

Special Products

A special product is any product not listed in the price book in regard to length, finish, standard hole preparation or leaf combinations not illustrated. Orders for special products are encouraged, but any changes or cancellations on special orders may result in charges related to work performed and/or material loss. Under no circumstance will non-stock or make-to-order products be accepted for return unless due to Hager error.



Roton Continuous Hinges

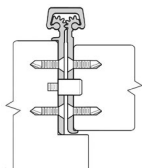
FIRE RATINGS - UNDERWRITERS LABORATORY FIRE RATING FILE #A14627



780 Series Roton continuous geared hinges with stainless steel studs are approved for use on 4'x10' metal or wood swing type doors. 780 Series Roton continuous geared hinges without stainless steel studs are approved for use on 4'x8' single swing metal doors and 4'x10' single swing wood doors used without stainless steel studs limited to 20 minute fire rating without hose stream.

- Hollow metal, tin-clad, sheet-metal and steel covered composite type rated up to and including 3 hours
- Wood composite doors rated up to and including 1-1/2 hours
- Wood core doors rated up to 20 minutes without hose stream, non-studded
- 780 Series Roton Continuous Geared Hinges meet requirements for positive pressure UL10C, UL10B and UBC7-2 Part 1

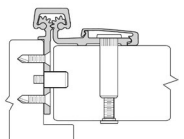
UL10C Fire Rated Roton	Fully Concealed	Full Surface	Half Surface	NOTES: 1. All Roton hinges will be marked with UL stamp if they are fire-rated. 2. Several hinge models cannot be fire-rated. Check each profile. 3. Models that require studs have an extra charge. Four studs are required for UL stud hinges. Add to the hinge list price before applying buying group discount - add \$56.80.
20 Minute Fire Rated Wood Core Door x Fire Rated Hollow Metal Frame	UL — FF STANDARD			
20 Minute Fire Rated Metal Door x Fire Rated Hollow Metal Frame	UL — FF STANDARD			
30 Minute Fire Rated Wood Composite Door x Fire Rated Hollow Metal Frame	UL — FF STANDARD			
30 Minute Fire Rated Metal Door x Fire Rated Hollow Metal Frame	UL — FF STANDARD			
45 Minute Fire Rated Wood Composite Door x Fire Rated Hollow Metal Frame	UL — FF STANDARD			
45 Minute Fire Rated Metal Door x Fire Rated Hollow Metal Frame	UL — FF STANDARD			
60 Minute Fire Rated Wood Door x Hollow Metal Frame	UL — FF STANDARD			
60 Minute Fire Rated Metal Door x Hollow Metal Frame	UL — FF STANDARD			
90 Minute Fire Rated Metal Door x Fire Rated Hollow Metal Frame	UL — FF STANDARD			
90 Minute Fire Rated Wood Composite Door x Fire Rated Hollow Metal Frame	UL — STUD REQUIRED * Must Specify			
3 Hour Fire Rated Metal Door x Fire Rated Hollow Metal Frame	UL — STUD REQUIRED * Must Specify			



FULLY CONCEALED WITH STUD

Fully Concealed

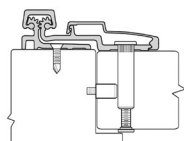
These models are concealed between the frame and the hinge edge of the door. Models available include: 780-041HD, 780-041LL, 780-111, 780-111HD, 780-111LL, 780-112, 780-112HD, 780-112LL, 780--124HD, 780-124LL, 780-224, 780-224HD, 780-224LL, 780-226, 780-226HD, and 780-226LL.



HALF SURFACE WITH STUD

Half Surface

These models have the frame leaf concealed between the frame and the edge of the door. The door leaf is mounted to the door with thru-bolts or screws. Models available include: 780-045HD, 780-046HD, 780-053, 780-053HD, and 780-054HD.



FULL SURFACE WITH STUD

Full Surface

These models have the frame leaf mounted to the face of the frame and the face of the door. The door leaf is mounted to the face of the door with thru-bolts. Models available include: 780-057HD, 780-157, 780-157HD, 780-210, and 780-210HD.



MODIFICATIONS & ADDITIONS

Special Cover Channels

Rounded back cover channels may be ordered. Availability for hinges with electrical modifications vary.

Please consult the St. Louis sales office for confirmation. Add to the hinge list price before applying buying group discount:

Round Back Cover Channels

Clear Anodized

79", 83", 85" **\$35.27**

95" **\$43.69**

119" **\$56.23**

Bronze Anodized

79", 83", 85" **\$70.29**

95" **\$78.67**

119" **\$89.95**

Black Anodized

79", 83", 85" **\$80.85**

95" **\$90.55**

119" **\$103.49**

Note: Special cover channels available in clear, dark bronze and black finish.

Roton Cover Channel Compatibility		
Hinge Model	Flat FBCC	Round RBCC
750-134	•	•
750-138	•	•
780-041	•	•
780-045	•	•
780-046	•	•
780-053	•	•
780-054	•	•
780-057	•	•
780-110	•	•
780-111	•	•
780-112	•	•
780-113	•	•
780-124	•	•
780-155	•	•
780-157	•	
780-210	•	•
780-211	•	•
780-224	•	•
780-226	•	•
780-259	•	•

* Round back (RBCC) is not compatible with molded Hospital Tip option.



Roton Continuous Hinges

MODIFICATIONS & ADDITIONS PRICE

ADDITION TO LIST

Bone White Painted Cover Channels

For hinges 79", 83" and 85" in length

\$84.41

For hinges 95" in length

\$115.24

For hinges 119" in length

\$171.34

Roton cover channels are offered in bone white as a standard stock color option. This is only available on the standard Roton cover channel and should be ordered as bone white paint # UC43350.

Polished Cover Channels

CLEAR

For hinges 79" in length

\$84.41

For hinges 83" in length

\$84.41

For hinges 85" in length

\$84.41

For hinges 95" in length

\$115.24

For hinges 119" in length

\$169.88

Any hinge may be ordered with a polished clear cover channel (similar to US26) to complement clear anodized hinge leaves or a polished gold cover channel (similar to US3) to complement satin gold hinge leaves.

Special Finished Hinges

Price on Application

Hager Companies can supply unfinished material to selected finishers for special projects that require unusual colors, but will require that final assembly be complete by Hager Companies. Because of special non-removable metal coatings applied to all hinges during assembly, users are cautioned against attempting to refinish any Roton product. Lead time of up to 10-12 weeks may be required.

Cannot paint 500 or 1200 series hinges.

Special Holes

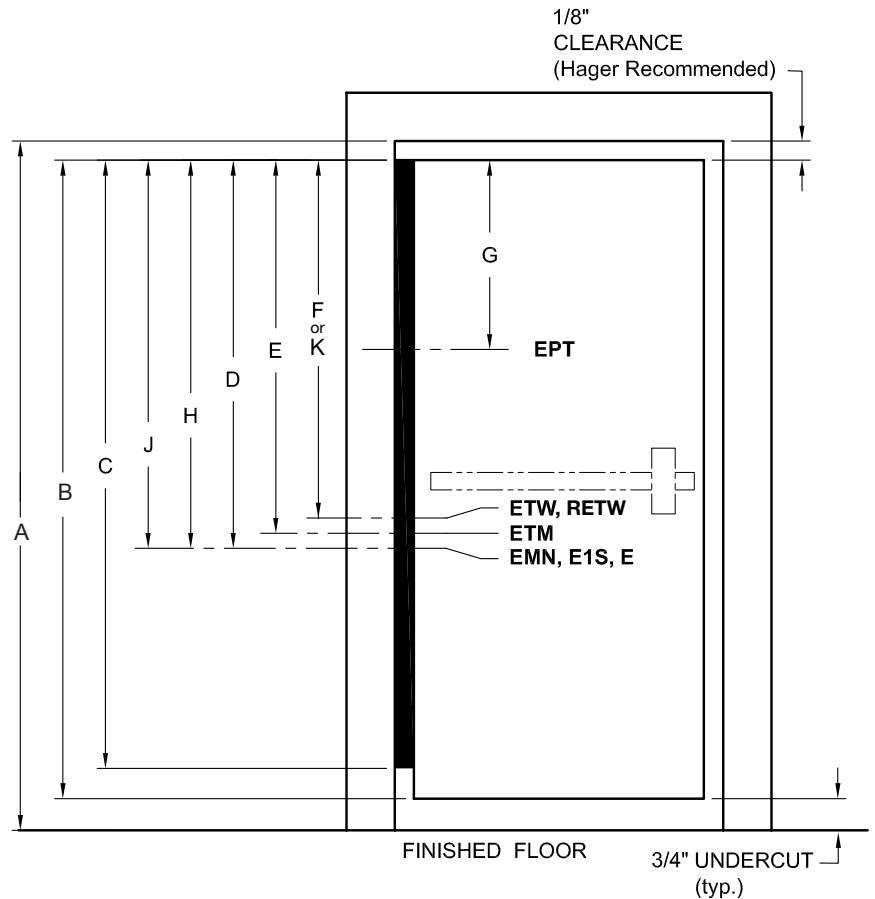
Price on Application

Any hinge may be ordered with special hole locations for unusual frame or door locations. Please provide specification for each leaf.



ROTON ELECTRICAL MODIFICATIONS

- A = Opening
- B = Door height
- C = Actual hinge length
- D = C.L. of EMN (electric monitor)
- E = C.L. of ETM (electric through-wires & monitor)
- F = C.L. of ETW (electric through-wires)
- G = C.L. of EPT (electric power transfer)
- H = C.L. of E1S (exposed switch)
- J = C.L. of E (exposed contact)
- K = C.L. of RETW (removable electric through-wires)



For ease of ordering, Hager Companies has established standard locations for power transfer cutouts. All standard location dimensions are referenced from the top edge of the door to the centerline of the power transfer cutout. Please specify handing.

NOTE: These locations are for concealed hinges only.

	Opening	Door Height	Actual Hinge Length	EMN	ETM	ETW	EPT	E1S	E	RETW
79 SD	80"	79-1/8"	79"	40-3/4"	42-3/4"	40-3/4"	34-3/8"	42-1/2"	42-1/2"	-
79 HD	80"	79-1/8"	79"	40-3/4"	43-3/8"	40-3/4"	34-3/8"	42-1/2"	42-1/2"	43-3/8"
83 SD	84"	83-1/8"	83"	45-5/16"	44-3/4"	45-5/16"	36-3/8"	46-1/2"	46-1/2"	-
83 HD	84"	83-1/8"	83"	45-5/16"	45-3/8"	45-5/16"	36-3/8"	46-1/2"	46-1/2"	45-3/8"
85 SD	86"	85-1/8"	N/A	N/A	N/A	N/A	N/A	N/A	N/A	N/A
85 HD	86"	85-1/8"	85"	46-5/16"	46-3/8"	46-5/16"	37-3/8"	48-1/2"	48-1/2"	46-3/8"
95 SD	96"	95-1/8"	95"	56-3/8"	55-13/16"	56-3/8"	47-1/2"	59-3/4"	59-3/4"	-
95 HD	96"	95-1/8"	95"	56-3/8"	56-1/2"	56-3/8"	47-1/2"	59-3/4"	59-3/4"	56-1/2"
119 SD	120"	119-1/8"	N/A	N/A	N/A	N/A	N/A	N/A	N/A	N/A
119 HD	120"	119-1/8"	119"	81-1/4"	81-5/16"	81-1/4"	72-5/16"	83-3/4"	83-3/4"	81-5/16"

SD = Standard Duty

HD = Heavy Duty



Roton Continuous Hinges

ROTON ELECTRICAL MODIFICATIONS (CONTINUED)

	Von Duprin EPT 2 or EPT 10 Power Transfer Preparation	Exposed Electric Contacts	Exposed Electric Switches	Concealed Electric Through-Wire	Concealed Electric Monitoring	Concealed Electric Through-Wire and Monitoring	Removable Electric Through-Wire
Part Number	EPT	E	E1S	ETW	EMN	ETM	RETW
780-045HD	•						
780-046HD	•						
780-053	•						
780-053HD	•						
780-054HD	•						
780-110HD			•				
780-057				•			•
780-111	•	•	•	•	•	•	
780-111HD	•	•	•	•	•	•	•
780-111LL	•	•	•	•	•	•	
780-112	•	•	•	•	•	•	
780-112HD	•	•	•	•	•	•	•
780-112LL	•	•	•	•	•	•	
780-124HD	•	•	•	•	•	•	•
780-124LL	•	•	•	•	•	•	
780-157				•			•
780-224	•	•	•	•	•	•	
780-224HD	•	•	•	•	•	•	•
780-224LL	•	•	•	•	•	•	
780-226HD	•	•	•	•	•	•	•
780-226LL	•	•	•	•	•	•	
1200-600	•			•			
1200-650	•			•			



**MODIFICATIONS & ADDITIONS
PRICE**

ADDITION TO LIST

Quick Connect

\$63.23

Available for ETM, ETW, and RETW options. Top and bottom knockouts for standard conduit fittings.

Concealed Electric Monitoring (EMN)

\$354.29

- Miniature switch is incorporated into the frame leaf.
- Specify handing and the dimension from the top edge of the door to the centerline of the electric monitoring location.
- Special Electric Modifications and EPT locations may require additional charges if screw holes have to be moved.
- Templates regarding location of monitoring switch available upon request.

Concealed Electric Through-Wire and Monitoring (ETM)

- Electric Preparation

ETM-4

\$707.13

ETM-8

\$820.78

ETM-10

\$874.17

- All ETM have 28-Gauge continuous conductors.
- This combines the continuous electric conductors and the miniature switch to provide both power transfer and monitoring.
- Miniature switch is incorporated into the frame leaf.
- Specify handing and the dimension from the top edge of the door to the centerline of each electric modification location.
- Templates regarding location of monitoring switch available upon request.

Concealed Electric Through-Wire (ETW)

- Electric Preparation

ETW-4

\$354.29

ETW-8

\$461.21

ETW-10

\$525.36

ETW-12

\$587.93

- All ETW have 28-Gauge continuous conductors.
- 12" per side required as a suffix.
- Cut out for prep - 1/2" drilled hole.
- Transfers power discreetly from building to door hardware.
- Specify handing and the dimension from the top edge of the door to the centerline of the electric through-wire location.
- Special electric modifications and EPT locations may require additional charges if screw holes have to be moved. Contact Hager Customer Service for charges.
- Templates regarding location of through-wires available upon request.

Available on the following Roton Concealed profiles:

- 780-057HD • 780-112HD • 780-157HD • 780-226HD • 1200-650HD
- 780-111HD • 780-124HD • 780-224HD • 1200-600HD

Power Transfer or Electric Power Transfer Preparation (EPT)

Concealed Leaf

\$137.81

Half Surface

\$83.03

- Hinge leaf cutout to accommodate power transfer device.
- Specify handing and the dimension from the top edge of the door to the **centerline** of the power transfer location.
- Special Electric Modifications and EPT locations may require additional charges if screw holes have to be moved.



Roton Continuous Hinges

MODIFICATIONS & ADDITIONS PRICE

ADDITION TO LIST

Lead Wire for Concealed Electric Hinges

Electric Preparation

4-wire hinge

8-wire hinge

10-wire hinge

- Standard wire leads are 12" per side
- Additional wire leads are available

Per Foot

\$12.21

\$22.18

\$25.15

Exposed Electric Switches (E1S)

\$123.82

- Miniature push button switch incorporated in hinge frame leaf to monitor position of the door.
- Three 12" wire leads.
- Each monitoring hinge only needs one E1S Switch.
- Specify handing and the dimension from the top edge of the door to the centerline of the electric switch location.
- Templates regarding location of contact switch available upon request.

Exposed Electric Contacts (E)

\$123.82

- Transfers power to door in closed position.
- Must have at least two (2) contacts to transfer power.
- Specify handing and the dimension from the top edge of the door to the centerline of the electric contact location.
- Templates regarding location of contacts available upon request.

Removable Electric Through-Wire (RETW) Twelve Wire

\$859.91

Removable 12 Wire Module Only

\$350.66

Component

Finish

7-102-1870

Clear

7-112-1872

Dark Bronze

7-112-1876

Gold

7-112-1881

Black

Removable Electric Through-Wire (RETW) Ten Wire

\$728.77

Removable 10 Wire Module Only

\$283.67

Component

Finish

7-102-1860

Clear

7-112-1870

Dark Bronze

7-112-1875

Gold

7-112-1880

Black



Available on heavy duty profiles:

- 780-057HD • 780-112HD • 780-157HD • 780-226HD
- 780-111HD • 780-124HD • 780-224HD

- Transfers power discreetly from building to door hardware.
- Removable ETW module can be easily removed for adjustment for service.
- Templates regarding location of monitoring switch available upon request.
- Specify handing and the dimension from the top edge of the door to the centerline of the electric through-wire location.



MODIFICATIONS & ADDITIONS

Mortar Box - 430

Price on Application

- Serves as a mortar shield.
- Overall dimensions: 9" (229 mm) length with tabs, 7" (178 mm) inside, 1-3/4" x 1-3/4" (45 mm x 45 mm) inside dimension.
- Galvanized steel 0.040" (1 mm)

**Replacement Molding
780-052M**

Hinge Lengths

79", 83", 85"

95"

119"

Clear Anodized

\$50.95

\$58.87

\$70.29

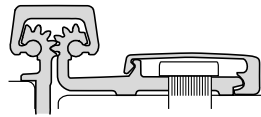
Dark Bronze Anodized

\$58.87

\$70.29

\$81.58

Replacement door leaf molding for: 780-053, 780-053HD, 780-054HD, 780-155HD, 780-057HD, 780-157, 780-157HD, 780-257HD, and 780-259HD.



**Replacement Molding
780-210M**

Hinge Lengths

79", 83", 85"

95"

119"

Clear Anodized

\$53.59

\$66.26

\$77.62

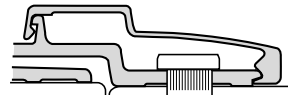
Dark Bronze Anodized

\$66.26

\$77.62

\$87.71

Replacement door leaf molding for: 780-210, 780-210HD, 780-211, 780-211HD, 780-213HD, 780-045HD, and 780-046HD.



**Replacement Molding
780-247M**

Hinge Lengths

79", 83", 85"

95"

119"

Clear Anodized

\$45.54

\$53.59

\$66.26

Dark Bronze Anodized

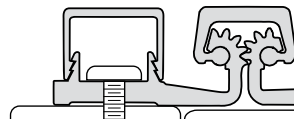
\$53.59

\$66.26

\$77.62

Replacement frame leaf molding
780-157, 780-157HD, 780-257HD

Note: Replacement moldings for 780-052M and 780-210M are shipped in stock lengths for trimming in the field and furnished with Allen head set screw and wrench.



Roton Continuous Hinges

MODIFICATIONS & ADDITIONS PRICE

ADDITION TO LIST

Short Hinges

\$29.44

Hinges shorter than 79" will be invoiced at the 79" price. Where two or more short hinges can be obtained from a standard length, pricing is based on the number of standard lengths utilized plus an assembly charge for each hinge.

Extra Long Hinges

\$128.70

Hinges over 119" are manufactured as two separate lengths with a staggered joint for on-site connection. Hinge segments are taken from standard sizes for best economics in relation to the quantity required. Handing specifications are required to position the cuts inconspicuously and to finish symmetrical pairs in double door applications.

Custom Hole Pattern

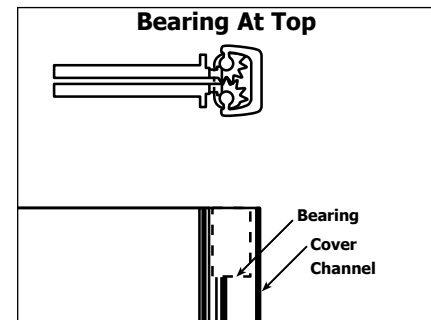
Price on Application

Hinge may be ordered with special hole locations for unusual frame or door conditions. Please provide specifications for each leaf.

Bearing At Top

\$54.78

This application allows for the bearing to be set at the very top of the cover channel. The cover channel is flush with the top of the geared hinge, preventing any obstructions or debris from being inserted in the top of the channel.



780 Series Concealed Molded Hospital Tip

\$161.70

780 Series Concealed and several Full Surface models can be prepared with a smooth tapered top bearing. This option is ideal for use in hospitals and correctional facilities to help provide a clean and safe environment. For Roton® Ligature-Resistant Opening Solutions see our TIPIT® section below. Not compatible with the round back cover channel option. For complete list of compatible models for this option, please reference chart on page 13.



Hospital Tip and TIPIT® Compatibility		
Part #	Molded Hospital Tip	TIPIT®
750-134		•
750-138		•
780-045		•
780-046		•
780-053		•
780-054		•
780-057	•	
780-110	•	•
780-111	•	•
780-112	•	•
780-113	•	•
780-124	•	•
780-155		•
780-210	•	•
780-211		•
780-224	•	•
780-226	•	•



Roton Continuous Hinges

MODIFICATIONS & ADDITIONS

TIPIT®

Designed to work with in new and retrofit applications, the TIPIT® was designed with safety in mind. When openings are fitted with the patented TIPIT® in conjunction with our Roton® Continuous Geared Hinge, this combination provides a safe environment while meeting institutional requirements for preventing objects from being hung from the top of the hinge.

Concealed

\$76.56



Full Surface (Gray or Black)

\$194.04



Tamper Resistant Hinge

\$189.82

This application is intended for use in hospital psychiatric areas and places of high security. The hinge is **prepared with a hospital tip** and every other bearing is supplied with a set screw to lock against the inside of the cover channel for additional security. 780 Series Concealed and Full Surface models (780-057, 780-157, and 780-210) are available in this configuration. Torx screws available at additional charge (see page 15).

Dutch Door Prep

\$112.40

Furnished as continuous frame leaf, whole door leaf is cut to fit dutch door specified length.

Bearing Replacement Kit

Standard Duty for 780 Series

Heavy Duty for 780 Series

Extra Heavy Duty for 1200 Series

Clear and Dark Bronze

\$57.62


\$109.69

\$218.00

Center Punches

Self-Centering center punches are available for #12 countersunk screws supplied. To make sure screw heads seat properly, accurate center punching is required.

\$12.87



**MODIFICATIONS & ADDITIONS
PRICE**

ADDITION TO LIST

Shim Stock

1/16" x 1-1/2" Wide x 7' Long

\$44.35 each

1/8" x 1-1/2" Wide x 7' Long

\$61.84 each

Larger sizes available

Price on application

For clearance between the door and frame which may be excessive, a continuous shim is helpful (applied behind the frame leaf only). Anodized aluminum extrusions are supplied with no holes.

Shipping Carton

\$30.95 each

Extra shipping cartons are available for reshipping hinges in quantities of 2 or less.

Fasteners

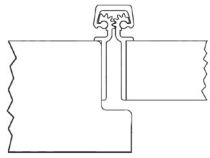
All hinges are shipped with appropriate fasteners for metal doors and frames except where noted. **If wood screws are required, please specify on order, and wood screws will be substituted at no extra charge.** Bulk screws are packed separately.

Description	Part Numbers		
	Clear	Dark Bronze	
#12 x 1-1/2" Flat Head Wood Screw	7-080-0050	7-080-0051	\$342.80/box of 500
#12-24 x 11/16" Self-Drilling Flat Head Screw	7-080-0070	7-080-0072	\$306.50/box of 500
#12-24 x 1/2" Spanner Head Machine Screw			\$2.77 each
#12-24 x 11/16" Drill Quick Torx Screw			\$2.77 each
#12-24 x 13/32" Self-Threading Screw (Clear or Bronze)			\$1.12 each
#12-24 x 11/16" Self-Drilling Flat Head Screw (Clear or Bronze)			\$1.58 each
#12-24 x 11/16" Self-Drilling Pan Head Screw (Clear)			\$1.58 each
#12 x 1-1/2" Flat Head Wood Screw (Clear or Bronze)			\$1.58 each
Sexbolts			\$4.09 each

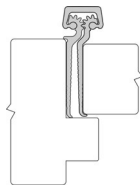
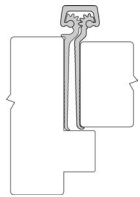
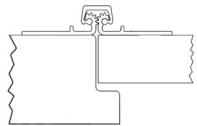
Note: Additional fasteners may be ordered as follows (add to the hinge list price before applying buying group discount).

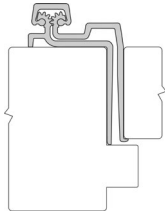


Roton Continuous Geared Hinges

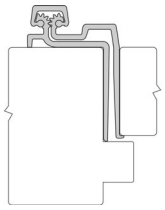


Description	Size	Finish	List	Case Qty.	
500-048 Concealed Leaf With Sheet Metal Screws 1-1/6" Nominal Leaf Thickness	24" (610 mm)	Clear	97.48	1	
		Dark Bronze	129.89		
	36" (914 mm)	Clear	110.42	1	
		Dark Bronze	146.19		
	48" (1219 mm)	Clear	128.89	1	
		Dark Bronze	162.36		
	72" (1829 mm)	Clear	162.36	1	
		Dark Bronze	194.83		
	500-220 Full Surface With Sheet Metal Screws 1-1/6" Nominal Leaf Thickness	24" (610 mm)	Clear	97.48	1
			Dark Bronze	128.89	
36" (914 mm)		Clear	113.72	1	
		Dark Bronze	146.19		
48" (1219 mm)		Clear	129.89	1	
		Dark Bronze	162.36		
72" (1829 mm)		Clear	162.36	1	
		Dark Bronze	194.83		
750-134 Concealed Leaf With Half Drill Quick and Half Wood Screws 1-3/4" Interior Wood Door		79" (2007 mm)	Clear	210.08	8
		83" (2108 mm)	Clear	210.08	8
	85" (2159 mm)	Clear	210.08	8	
	95" (2413 mm)	Clear	267.16	8	
	119" (3023 mm)	Clear	413.49	6	
750-138 Concealed Leaf With Half Drill Quick and Half Wood Screws 1-3/8" Interior Wood Door	79" (2007 mm)	Clear	213.77	8	
	83" (2108 mm)	Clear	213.77	8	
	85" (2159 mm)	Clear	213.77	8	
	95" (2413 mm)	Clear	261.49	8	
	119" (3023 mm)	Clear	403.26	8	

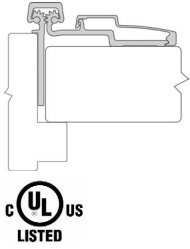




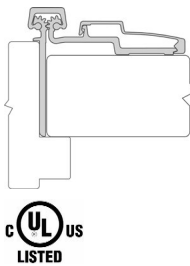
Description	Size	Finish	List	Case Qty.
780-041HD Concealed Leaf Heavy Duty 1-3/4" Door Swing Clear Action	79" (2007 mm)	Clear	478.37	6
		Dark Bronze	634.92	
		Black	730.22	
	83" (2108 mm)	Clear	478.37	6
		Dark Bronze	634.92	
		Black	730.22	
	85" (2159 mm)	Clear	478.37	6
		Dark Bronze	634.92	
		Black	730.22	
	95" (2413 mm)	Clear	592.94	6
		Dark Bronze	781.04	
		Black	898.13	
	119" (3023 mm)	Clear	885.06	2
		Dark Bronze	1,164.11	
		Black	1,338.74	
780-041LL Concealed Leaf With Half Drill Quick and Half Wood Screws 1-3/4" Door Lead Lined Heavy Duty Profile Only Swing Clear Action	79" (2007 mm)	Clear	497.51	6
		Dark Bronze	650.76	
		Black	748.44	
	83" (2108 mm)	Clear	497.51	6
		Dark Bronze	650.76	
		Black	478.44	
	85" (2159 mm)	Clear	497.51	6
		Dark Bronze	650.76	
		Black	478.44	
	95" (2413 mm)	Clear	608.92	6
		Dark Bronze	796.88	
		Black	916.48	
	119" (3023 mm)	Clear	899.58	2
		Dark Bronze	1,180.08	
		Black	1,357.09	



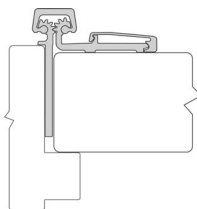
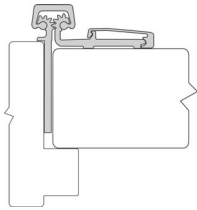
Roton Continuous Geared Hinges



Description	Size	Finish	List	Case Qty.
780-045HD Half Surface Heavy Duty	79" (2007 mm)	Clear	567.20	4
		Dark Bronze	758.21	
		Black	871.99	
	83" (2108 mm)	Clear	567.20	4
		Dark Bronze	758.21	
		Black	871.99	
	85" (2159 mm)	Clear	567.20	4
		Dark Bronze	758.21	
		Black	871.99	
95" (2413 mm)	Clear	697.22	4	
	Dark Bronze	932.58		
	Black	1,072.34		
119" (3023 mm)	Clear	1,038.71	2	
	Dark Bronze	1,387.32		
	Black	1,595.48		
780-046HD Half Surface Heavy Duty	79" (2007 mm)	Clear	610.50	4
		Dark Bronze	800.84	
		Black	920.96	
	83" (2108 mm)	Clear	610.50	4
		Dark Bronze	800.84	
		Black	920.96	
	85" (2159 mm)	Clear	610.50	4
		Dark Bronze	800.84	
		Black	920.96	
95" (2413 mm)	Clear	748.57	4	
	Dark Bronze	995.41		
	Black	1,144.70		
119" (3023 mm)	Clear	1,118.30	2	
	Dark Bronze	1,481.96		
	Black	1,704.25		



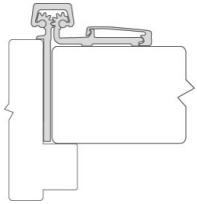
Roton Continuous Geared Hinges



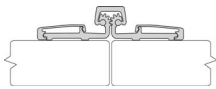
Description	Size	Finish	List	Case Qty.
780-053 Half Surface	79" (2007 mm)	Clear	296.74	5
		Dark Bronze	408.01	
		Black	469.13	
	83" (2108 mm)	Clear	296.74	5
		Dark Bronze	408.01	
		Black	469.13	
	95" (2413 mm)	Clear	367.62	5
		Dark Bronze	497.24	
		Black	571.82	
780-053HD Half Surface Heavy Duty	79" (2007 mm)	Clear	372.24	5
		Dark Bronze	466.88	
		Black	536.98	
	83" (2108 mm)	Clear	372.24	5
		Dark Bronze	466.88	
		Black	536.98	
	85" (2159 mm)	Clear	372.24	5
		Dark Bronze	466.88	
		Black	536.98	
	95" (2413 mm)	Clear	461.87	5
		Dark Bronze	559.55	
		Black	643.50	
	119" (3023 mm)	Clear	706.99	3
		Dark Bronze	943.80	
		Black	1,085.44	



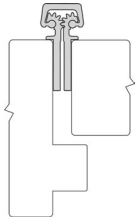
Betas Continuous Geared Hinges



Description	Size	Finish	List	Case Qty.
780-054HD Half Surface Heavy Duty	79" (2007 mm)	Clear	406.56	5
		Dark Bronze	500.02	
		Black	574.99	
	83" (2108 mm)	Clear	406.56	5
		Dark Bronze	500.02	
		Black	574.99	
	85" (2159 mm)	Clear	406.56	5
		Dark Bronze	500.02	
		Black	574.99	
95" (2413 mm)	Clear	502.66	5	
	Dark Bronze	594.66		
	Black	683.76		
119" (3023 mm)	Clear	733.26	3	
	Dark Bronze	998.05		
	Black	1,147.74		
780-057HD Full Surface Heavy Duty Bi-Fold Applications	79" (2007 mm)	Clear	434.28	5
		Dark Bronze	613.27	
		Black	705.28	
	83" (2108 mm)	Clear	434.28	5
		Dark Bronze	613.27	
		Black	705.28	
	85" (2159 mm)	Clear	434.28	5
		Dark Bronze	613.27	
		Black	705.28	
	95" (2413 mm)	Clear	552.16	5
		Dark Bronze	759.26	
		Black	873.18	
	119" (3023 mm)	Clear	823.02	4
		Dark Bronze	1,130.84	
		Black	1,300.46	



Roton Continuous Geared Hinges

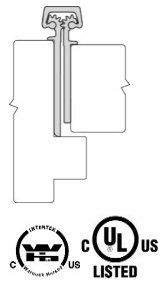


Description	Size	Finish	Year List	Stock No.	Case Qty.
780-110HD Concealed Leaf Heavy Duty 1" to 1-3/8" door	79" (2007 mm) For	Clear		276.14	8
		Dark Bronze		356.80	
		Black		410.26	
	83" (2108 mm)	Clear		276.14	8
		Dark Bronze		356.80	
		Black		410.26	
	85" (2159 mm)	Clear		276.14	8
		Dark Bronze		356.80	
		Black		410.26	
	95" (2413 mm)	Clear		331.85	8
		Dark Bronze		430.06	
		Black		494.60	
	119" (3023 mm)	Clear		525.62	7
		Dark Bronze		690.23	
		Black		793.85	

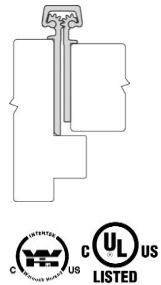
1. Items with the price in **bold and red** are Quick Ship items and ship in 24 hours.
Please use stock number when ordering. 2. U/M is each unless otherwise noted.



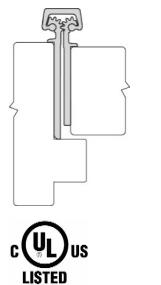
Roton Continuous Geared Hinges



Description	Size	Finish	List	Case Qty.
780-111 Concealed Leaf	79" (2007 mm)	Clear	215.69	8
		Dark Bronze	278.65	
		Black	320.43	
	83" (2108 mm)	Clear	215.69	8
		Dark Bronze	278.65	
		Black	320.43	
	95" (2413 mm)	Clear	262.81	8
		Dark Bronze	341.75	
		Black	392.96	



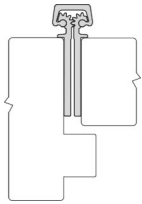
780-111HD Concealed Leaf Heavy Duty	79" (2007 mm)	Clear	268.36	8
		Dark Bronze	350.46	
		Black	403.13	
	83" (2108 mm)	Clear	268.36	8
		Dark Bronze	350.46	
		Black	403.13	
	85" (2159 mm)	Clear	268.36	8
		Dark Bronze	350.46	
		Black	403.13	
	95" (2413 mm)	Clear	325.78	8
		Dark Bronze	421.34	
		Black	484.57	
119" (3023 mm)	Clear	520.61	7	
	Dark Bronze	677.95		
	Black	779.59		



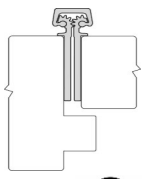
780-111LL Concealed Leaf With Half Drill Quick and Half Wood Screws Lead Lined Heavy Duty Profile Only	79" (2007 mm)	Clear	290.40	8
		Dark Bronze	369.07	
		Black	424.51	
	83" (2108 mm)	Clear	290.40	8
		Dark Bronze	369.07	
		Black	424.51	
	85" (2159 mm)	Clear	290.40	8
		Dark Bronze	369.07	
		Black	424.51	
	95" (2413 mm)	Clear	345.18	8
		Dark Bronze	439.82	
		Black	505.82	
119" (3023 mm)	Clear	534.60	7	
	Dark Bronze	697.22		
	Black	801.90		

1. Items with the price in **bold and red** are Quick Ship items and ship in 24 hours.
Please use stock number when ordering. 2. U/M is each unless otherwise noted.

Roton Continuous Geared Hinges

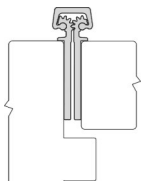


Description	Size	Finish	List	Case Qty.
780-112 Concealed Leaf <i>Single Pack w/ Drill Quick Screws</i>	79" (2007 mm)	Clear	181.63	8
		Dark Bronze	234.56	
		Black	269.81	
	83" (2108 mm)	Clear	181.63	8
		Dark Bronze	234.56	
		Black	269.81	
	95" (2413 mm)	Clear	222.42	7
		Dark Bronze	292.91	
		Black	336.86	



780-112 Concealed Leaf <i>Case Pack w/ Drill Quick Screws</i> Must Order Case Quantity		83" (2108 mm)	Clear	163.42	8
			Dark Bronze	211.20	
			Black	248.88	
780-112HD Concealed Leaf <i>Single Pack w/ Drill Quick Screws</i>	79" (2007 mm)	Clear	225.59	8	
		Dark Bronze	291.46		
		Black	335.15		
	83" (2108 mm)	Clear	225.59	8	
		Dark Bronze	291.46		
		Black	335.15		
	85" (2159 mm)	Clear	225.59	8	
		Dark Bronze	291.46		
		Black	335.15		
	95" (2413 mm)	Clear	271.79	7	
		Dark Bronze	358.38		
		Black	412.10		
	119" (3023 mm)	Clear	437.18	7	
		Dark Bronze	576.05		
		Black	662.51		

780-112HD Concealed Leaf <i>Case Pack w/ Drill Quick Screws</i> Must Order Case Quantity		83" (2108 mm)	Clear	206.45	8
			Dark Bronze	262.42	
			Black	301.75	




780-112LL Concealed Leaf With Half Drill Quick and Half Wood Screws Lead Lined Heavy Duty Profile Only	79" (2007 mm)	Clear	248.82	8
		Dark Bronze	352.25	
		Black	374.09	
	83" (2108 mm)	Clear	248.82	8
		Dark Bronze	352.25	
		Black	374.09	
	85" (2159 mm)	Clear	248.82	8
		Dark Bronze	352.25	
		Black	374.09	
	95" (2413 mm)	Clear	302.68	8
		Dark Bronze	388.08	
		Black	446.95	
	119" (3023 mm)	Clear	482.86	7
		Dark Bronze	630.96	
		Black	725.60	

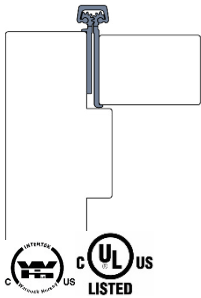
1. Items with the price in **bold and red** are Quick Ship items and ship in 24 hours.
Please use stock number when ordering. 2. U/M is each unless otherwise noted.



Roton Continuous Geared Hinges

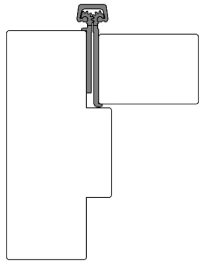


Description	Size	Finish	List	Case Qty.
780-113HD Concealed Leaf Heavy Duty "Safety Hinge" When Used Without Frame Stop	79" (2007 mm)	Clear	456.72	6
		Dark Bronze	614.06	
		Black	706.20	
	83" (2108 mm)	Clear	456.72	6
		Dark Bronze	614.06	
		Black	706.20	
	85" (2159 mm)	Clear	456.72	6
		Dark Bronze	614.06	
		Black	706.20	
95" (2413 mm)	Clear	748.57	6	
	Dark Bronze	840.58		
	Black	966.64		
119" (3023 mm)	Clear	929.02	4	
	Dark Bronze	1,098.11		
	Black	1,262.84		

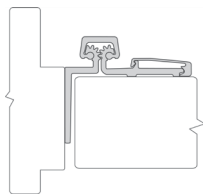


780-124HD Concealed Leaf Heavy Duty profile only Single pack with drill quick screws	79" (2007 mm)	Clear	229.28	8
		Dark Bronze	298.58	
		Black	343.46	
	83" (2108 mm)	Clear	229.28	8
		Dark Bronze	298.58	
		Black	343.46	
	85" (2159 mm)	Clear	229.28	8
		Dark Bronze	298.58	
		Black	343.46	
	95" (2413 mm)	Clear	277.33	7
		Dark Bronze	333.30	
		Black	383.33	
	119" (3023 mm)	Clear	450.65	7
		Dark Bronze	590.57	
		Black	679.14	

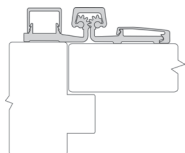
Roton Continuous Geared Hinges



Description	Size	Finish	List	Case Qty.
780-124LL Concealed Leaf Heavy Duty profile only With half drill quick and Half Wood Screws Lead Lined	79" (2007 mm)	Clear	285.59	8
		Dark Bronze	333.30	
		Black	383.33	
	83" (2108 mm)	Clear	285.59	8
		Dark Bronze	333.30	
		Black	383.33	
	85" (2159 mm)	Clear	285.59	8
		Dark Bronze	333.30	
		Black	383.33	
	95" (2413 mm)	Clear	310.60	7
		Dark Bronze	391.91	
		Black	450.78	
119" (3023 mm)	Clear	493.28	7	
	Dark Bronze	639.94		
	Black	735.90		



780-155HD Half Surface Heavy Duty Center Hung and Egress Conversions	79" (2007 mm)	Clear	479.69	5
		Dark Bronze	645.88	
		Black	742.90	
	83" (2108 mm)	Clear	479.69	5
		Dark Bronze	645.88	
		Black	742.90	
	85" (2159 mm)	Clear	479.69	5
		Dark Bronze	645.88	
		Black	742.90	
	95" (2413 mm)	Clear	588.59	5
		Dark Bronze	796.36	
		Black	915.82	
	119" (3023 mm)	Clear	875.95	2
		Dark Bronze	1,183.91	
		Black	1,361.45	

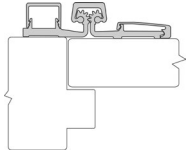


780-157 Full Surface Frame Face Dimension Limitations	79" (2007 mm)	Clear	279.31	5
		Dark Bronze	377.26	
		Black	433.88	
	83" (2108 mm)	Clear	279.31	5
		Dark Bronze	377.26	
		Black	433.88	
	95" (2413 mm)	Clear	341.48	5
		Dark Bronze	460.81	
		Black	529.85	

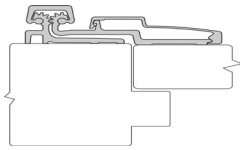
1. Items with the price in **bold and red** are Quick Ship items and ship in 24 hours.
Please use stock number when ordering. 2. U/M is each unless otherwise noted.



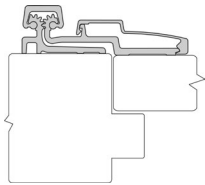
Roton Continuous Geared Hinges



Description	Size	Finish	List	Case Qty.
780-157HD Full Surface Heavy Duty Frame Face Dimension Limitations	79" (2007 mm)	Clear	346.10	5
		Dark Bronze	422.00	
		Black	485.35	
	83" (2108 mm)	Clear	346.10	5
		Dark Bronze	422.00	
		Black	485.35	
	85" (2159 mm)	Clear	346.10	5
		Dark Bronze	422.00	
		Black	485.35	
95" (2413 mm)	Clear	415.27	5	
	Dark Bronze	507.01		
	Black	538.04		
119" (3023 mm)	Clear	688.25	2	
	Dark Bronze	898.02		
	Black	1,030.39		



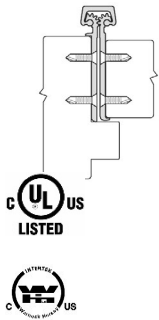
780-210 Full Surface	79" (2007 mm)	Clear	279.31	6
		Dark Bronze	377.26	
		Black	433.88	
	83" (2108 mm)	Clear	279.31	6
		Dark Bronze	377.26	
		Black	433.88	
	95" (2413 mm)	Clear	334.22	6
		Dark Bronze	455.27	
		Black	523.51	



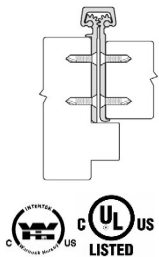
780-210HD Full Surface Heavy Duty	79" (2007 mm)	Clear	340.82	6
		Dark Bronze	414.35	
		Black	476.52	
	83" (2108 mm)	Clear	340.82	6
		Dark Bronze	414.35	
		Black	476.52	
	85" (2159 mm)	Clear	340.82	6
		Dark Bronze	414.35	
		Black	476.52	
	95" (2413 mm)	Clear	402.34	6
		Dark Bronze	495.00	
		Black	569.18	
119" (3023 mm)	Clear	672.94	2	
	Dark Bronze	754.25		
	Black	867.37		



Roton Continuous Geared Hinges



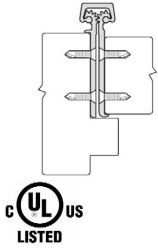
Description	Size	Finish	List	Case Qty.
780-224 Concealed Leaf 1-3/4" Doors Single Pack w/ Drill Quick Screws	79" (2007 mm)	Clear	183.88	7
		Dark Bronze	239.84	
		Black	275.88	
	83" (2108 mm)	Clear	183.88	7
		Dark Bronze	239.84	
		Black	275.88	
	95" (2413 mm)	Clear	233.11	7
		Dark Bronze	301.36	
		Black	346.50	
780-224 Concealed Leaf 1-3/4" Doors <i>Case Pack w/ Drill Quick Screws</i> Must Order Case Quantity	83" (2108 mm)	Clear	165.40	7
780-224HD Concealed Leaf 1-3/4" Doors Single Pack w/ Drill Quick Screws	79" (2007 mm)	Clear	229.42	7
		Dark Bronze	297.32	
		Black	343.07	
	83" (2108 mm)	Clear	229.42	7
		Dark Bronze	297.32	
		Black	343.07	
	85" (2159 mm)	Clear	229.42	7
		Dark Bronze	297.32	
		Black	343.07	
	95" (2413 mm)	Clear	277.86	7
		Dark Bronze	365.90	
		Black	420.82	
	119" (3023 mm)	Clear	455.27	5
		Dark Bronze	592.68	
		Black	681.65	
780-224HD Concealed Leaf 1-3/4" Doors <i>Case Pack w/ Drill Quick Screws</i> Must Order Case Quantity	83" (2108 mm)	Clear	206.45	7
		Dark Bronze	268.62	
		Black	308.88	



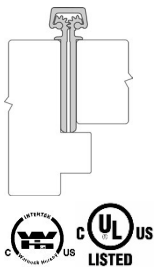
1. Items with the price in **bold and red** are Quick Ship items and ship in 24 hours.
Please use stock number when ordering. 2. U/M is each unless otherwise noted.



Roton Continuous Geared Hinges

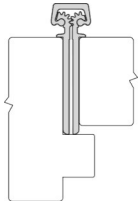


Description	Size	Finish	List	Case Qty.
780-224LL Concealed Leaf 1-3/4" Doors Lead Lined With Half Drill Quick and Half Wood Screws Heavy Duty Profile Only	79" (2007 mm)	Clear	264.92	7
		Dark Bronze	338.05	
		Black	388.87	
	83" (2108 mm)	Clear	264.92	7
		Dark Bronze	338.05	
		Black	388.87	
	85" (2159 mm)	Clear	264.92	7
		Dark Bronze	338.05	
		Black	388.87	
95" (2413 mm)	Clear	320.36	7	
	Dark Bronze	394.42		
	Black	453.55		
119" (3023 mm)	Clear	503.84	5	
	Dark Bronze	649.44		
	Black	746.86		

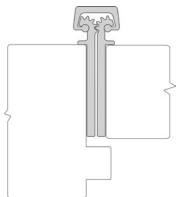
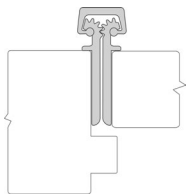


780-226HD Concealed Leaf Heavy Duty For Doors 2" or Thicker	79" (2007 mm)	Clear	274.43	7
		Dark Bronze	361.94	
		Black	416.33	
	83" (2108 mm)	Clear	274.43	7
		Dark Bronze	361.94	
		Black	416.33	
	85" (2159 mm)	Clear	274.43	7
		Dark Bronze	361.94	
		Black	416.33	
	95" (2413 mm)	Clear	333.96	7
		Dark Bronze	429.40	
		Black	493.81	
	119" (3023 mm)	Clear	542.39	5
		Dark Bronze	704.49	
		Black	810.08	

Roton Continuous Geared Hinges



Description	Size	Finish	List	Case Qty.
780-226LL Concealed Leaf For Lead Lined Doors 2" or Thicker With Half Drill Quick and Half Wood Screws Heavy Duty Profile Only	79" (2007 mm)	Clear	297.40	7
		Dark Bronze	378.84	
		Black	435.60	
	83" (2108 mm)	Clear	297.40	7
		Dark Bronze	378.84	
		Black	435.60	
	85" (2159 mm)	Clear	297.40	7
		Dark Bronze	378.84	
		Black	435.60	
	95" (2413 mm)	Clear	359.44	7
		Dark Bronze	431.90	
		Black	496.72	
119" (3023 mm)	Clear	564.56	5	
	Dark Bronze	727.32		
	Black	836.48		
1200-600XHD Concealed Leaf Extra Heavy Duty For doors from 1-3/4" to 2-3/8" thick.	83" (2108 mm)	Clear	1,382.04	1
		Dark Bronze	1,933.80	
	95" (2413 mm)	Clear	1,565.85	1
		Dark Bronze	2,118.60	
	119" (3023 mm)	Clear	1,750.32	1
		Dark Bronze	2,302.07	
1200-650XHD Concealed Leaf Extra Heavy Duty For doors 2-3/8" thick or thicker.	83" (2108 mm)	Clear	1,842.72	1
		Dark Bronze	2,394.48	
	95" (2413 mm)	Clear	2,026.20	1
		Dark Bronze	2,579.28	
	119" (3023 mm)	Clear	2,211.00	1
		Dark Bronze	2,762.76	



1. Items with the price in **bold and red** are Quick Ship items and ship in 24 hours.
Please use stock number when ordering. 2. U/M is each unless otherwise noted.



TABLE OF CONTENTS

B

Barn Door Hardware

9400 Series Barn Door Packaged Sets.....	15
Barn Door Privacy Lock.....	18
eConestoga Series Barn Door Hardware.....	17

Bi-Fold Door Hardware

9570RC Packaged Sets.....	9
---------------------------	---

By-Pass Door Hardware

9611CS Packaged Sets.....	7
9613RS Packaged Sets.....	5
9614RS Packaged Sets.....	6

C

Components for 9400 Series Barn Door Hardware...	16
Components for Sliding Door Hardware	13

D

Door Selection Chart.....	3
---------------------------	---

H

How to Order.....	2
-------------------	---

P

Pocket Door Hardware

9628CS 9629CS 9630CS 9631CS Framed Kits	11
9850HD Framed Kits	12
9878CS & HD Packaged Sets	10

W

Wall Mount 9710HD Series	14
--------------------------------	----



Sliding Door Hardware

GENERAL INFORMATION

Cancellation Notification

Cancellation for made-to-order items must be communicated within 48 hours of order placement.

HOW TO ORDER:

EXAMPLE: 9710HD Wall Mount Packaged Set For 1 Door CLA 72"

STOCK NUMBER: 160958

PLEASE READ

In our effort to streamline our SDH offering and make it easier to do business with Hager, we have enhanced quality and performance and significantly reduced leads times. As part of this new consolidated line, and for your convenience, we have created a quick cross-reference guide to highlight the changes.

IMPORTANT: The components between new and previous versions (Consolidated Series) are **NON-INTERCHANGEABLE**

	CONSOLIDATED SERIES	NEW PART NUMBER
BI-FOLD SET	9570, 9860, 9861, 9890, 9891	9570RC
BY-PASS SET	9675, 9676, 9611, 9110	9611CS
	9673, 9674	9611CS (Add optional 9622 fascia) ¹
	9885	9611HD (Add optional 9622 fascia) ²
	9130, 9612, 9875	9611HD
	9514, 9583	9613RS
	9614, 9683	9614RS
WALL MOUNT SET	9710	9710HD
POCKET DOOR SETS	9678, 9110	9878CS
	9878, 9130, 9901	9878HD

Note 1: The 9611CS (150 LBS.) Bypass Set with the optional 9622 Fascia becomes the equivalent to previous version 9673 and 9674. The components between new and previous versions are non-interchangeable.

Note 2: The 9611HD (250 LBS.) Bypass Set with the optional 9622 Fascia becomes the equivalent to previous version 9885. The components between new and previous versions are non-interchangeable.



Maximum Weight Per Door	Packaged Sets	Description	Parts Bags	Track
By-Pass				
60#	9613RS-48	9613 BY-PASS RS 48" (1219 mm) MIL (non-fascia) - By-pass set for two 24" doors	9625	9623
60#	9613RS-60	9613 BY-PASS RS 60 (1524 mm) MIL (non-fascia)- By-pass set for two 30" doors	9625	9623
60#	9613RS-72	9613 BY-PASS RS 72" (1829 mm)MIL (non-fascia)- By-pass set for two 36" doors	9625	9623
60#	9613RS-96	9613 BY-PASS RS 96" (2438 mm)MIL (non-fascia) - By-pass set for two 48" doors	9625	9623
60#	9614RS-48	9614 BY-PASS RS 48" (1219 mm) MIL (fascia) - By-pass set for two 24" doors	9625	9624
60#	9614RS-60	9614 BY-PASS RS 60 (1524 mm) MIL (fascia)- By-pass set for two 30" doors	9625	9624
60#	9614RS-72	9614 BY-PASS RS 72" (1829 mm)MIL (fascia)- By-pass set for two 36" doors	9625	9624
60#	9614RS-96	9614 BY-PASS RS 96" (2438 mm)MIL (fascia) - By-pass set for two 48" doors	9625	9624
150#	9611CS-48	9611 BY-PASS CS 48" (1219 mm) MIL, 150 lbs. per door, Door thickness from 1-3/8" or 1-3/4" - By-pass set for two 24" doors	9621-LS	9303HD
150#	9611CS-60	9611 BY-PASS CS 60" (1524 mm) MIL, 150 lbs. per door, Door thickness from 1-3/8" or 1-3/4" - By-pass set for two 30" doors	9621-LS	9303HD
150#	9611CS-72	9611 BY-PASS CS 72" (1829 mm) MIL, 150 lbs. per door, Door thickness from 1-3/8" or 1-3/4" - By-pass set for two 36" doors	9621-LS	9303HD
150#	9611CS-96	9611 BY-PASS CS 96" (2438 mm) MIL, 150 lbs. per door, Door thickness from 1-3/8" or 1-3/4"- By-pass set for two 48" doors	9621-LS	9303HD
250#	9611HD-48	9611 BY-PASS HD 48" (1219 mm) MIL, 250 lbs. per door, Door thickness from 1-3/8" or 1-3/4"- By-pass set for two 24" doors	9621-HD	9303HD
250#	9611HD-60	9611 BY-PASS HD 60" (1524 mm) MIL, 250 lbs. per door, Door thickness from 1-3/8" or 1-3/4"- By-pass set for two 30" doors	9621-HD	9303HD
250#	9611HD-72	9611 BY-PASS HD 72" (1829 mm)MIL, 250 lbs. per door, Door thickness from 1-3/8" or 1-3/4", - By-pass set for two 36" doors	9621-HD	9303HD
250#	9611HD-96	9611 BY-PASS HD 96" (2438 mm) MIL, 250 lbs. per door, Door thickness from 1-3/8" or 1-3/4", - By-pass set for two 48" doors	9621-HD	9303HD
Bi-Fold Sets				
125#	9570RC-36	9570 BI-FOLD RC 36" (914 mm) MIL - Bi-fold set for two 18" doors	9805	9303HD
125#	9570RC-48	9570 BI-FOLD RC 48" (1219 mm) MIL 4PNL - Bi-fold set for four 12" doors	9805	9303HD
125#	9570RC-60	9570 BI-FOLD RC 60" (1524 mm) MIL 4PNL - Bi-fold set for four 15" doors	9805	9303HD
125#	9570RC-72	9570 BI-FOLD RC 72" (1829 mm)MIL 4PNL - Bi-fold set for four 18" doors	9805	9303HD
125#	9570RC-96	9570 BI-FOLD RC 96" (2438 mm) MIL 4PNL - Bi-fold set for four 24" doors	9805	9803HD
250#	9852HD-84	9852HD, 84", 250 lbs, 2x6, Heavy Duty Pocket Door Kit	9606	9303HD



Sliding Door Hardware

Maximum Weight Per Door	Packaged Sets	Description	Parts Bags	Track
Pocket Door Sets (Framing Not Included)				
150#	9878CS-72	Aluminum box track & hardware for 1-3/8" & 1-3/4" thick doors - 72" (1829 mm)	9805	9303HD
150#	9878CS-96	Aluminum box track & hardware for 1-3/8" & 1-3/4" thick doors- 96" (2438 mm)	9805	9303HD
250#	9878HD-72	Heavy duty Aluminum box track & hardware for 1-3/8" thick doors and up- 72" (1829 mm)	9806	9303HD
250#	9878HD-96	Heavy duty Aluminum box track & hardware for 1-3/8" thick doors and up- 96" (2438 mm)	9806	9303HD
Pocket Door Framed Kits				
150#	9628CS	9628CS, 108", 150 lbs, Commercial Pocket Door Kit	9605	9303HD
150#	9629CS	9629CS, 96", 150 lbs, Commercial Pocket Door Kit	9605	9303HD
150#	9630CS	9630CS, 84", 150 lbs, Commercial Pocket Door Kit	9605	9303HD
150#	9631CS	9631CS, 80", 150 lbs, Commercial Pocket Door Kit	9605	9303HD
250#	9850HD-96	9850HD, 96", 250 lbs, Heavy Duty Pocket Door Kit	9606	9303HD
250#	9850-102	9850HD, 102", 250 LB, 2x4, HEAVY DUTY POCKET KIT	9606	9303HD
250#	9852HD-80	9852HD, 80", 250 LB, 2X6, HEAVY DUTY POCKET KIT	9606	9303HD
250#	9852HD-84	9852HD, 84", 250 lbs, 2x6, Heavy Duty Pocket Door Kit	9606	9303HD
Wall Mount Sets				
250#	9710HD-72	9710 WL MNT HD 72" Clear	9806	9703HD
250#	9710HD-96	9710 WL MNT HD 96" Clear	9806	9703HD
250#	9710HD-144	9710 WL MNT HD 144" Clear	9806	9703HD
250#	9710HD-72	9710 WL MNT HD 72" Black	9806	9703HD
250#	9710HD-96	9710 WL MNT HD 96" Black	9806	9703HD
250#	9710HD-144	9710 WL MNT HD 144" Black	9806	9703HD
9400 Series Barn Door				
250#	9432-78	9432 TOP MOUNT STICK 2m (78-3/4") SS ROUND RAIL	1-269-8672	N/A
250#	9432-96	9432 TOP MOUNT STICK 2m (96-3/4") SS ROUND RAIL	1-269-8672	N/A
250#	9436-78	9436 FACE MNT STRAP STICK 2m (78-3/4") SS RD RAIL	1-269-8672	N/A
250#	9436-96	9436 FACE MNT STRAP STICK 2m (96-3/4") SS RD RAIL	1-269-8672	N/A
e-Conestoga Barn Door				
250#	9456-72	9456 Flat Track Steel Black Top Mnt 72" Track Kit	1-269-8652	1-269-8658
250#	9456-96	9456 Flat Track Steel Black Top Mnt 96" Track Kit	1-269-8652	1-269-8660
250#	9457-72	9457 Flat Track Steel Black Face Mnt 72" Track Kit	1-269-8659	1-269-8658
250#	9457-96	9457 Flat Track Steel Black Face Mnt 96" Track Kit	1-269-8659	1-269-8660

Sliding Door Hardware - 9613RS (Non-Fascia) Packaged Sets - By-Pass



Description	2024 List
-------------	-----------

9613RS Packaged Sets for doors up to 60 lbs (27.2 kg) per door.

System Includes: Aluminum track, (4) 1-wheel hangers, (2) Flush cup pulls, (1) Floor channel door guide, Parts bag

Product Information: Door weight up to 60 lbs. per door with single wheel hanger, Door thickness 1-3/8", Track is extruded aluminum with "V" shaped rails, grooved fascia, Optional soft-close (1-269-8651) for doors up to 150 lbs.

Note: 9613RS replaces 9514 & 9583 - The components between new and previous versions are NON-INTERCHANGEABLE

9613RS-48	9613 BY-PASS RS 48" (1219 mm) MIL (non-fascia) - By-pass set for two 24" doors	30.96
9613RS-60	9613 BY-PASS RS 60 (1524 mm) MIL (non-fascia)- By-pass set for two 30" doors	36.36
9613RS-72	9613 BY-PASS RS 72" (1829 mm)MIL (non-fascia)- By-pass set for two 36" doors	62.70
9613RS-96*	9613 BY-PASS RS 96" (2438 mm)MIL (non-fascia) - By-pass set for two 48" doors	53.88

9613RS (Non-Fascia) Replacement Components

PART NUMBER	DESCRIPTION	2024 List
9623-96	Replacement track for 9613RS (Non-Fascia)	23.77
9625	Replacement 2-dr Parts Bag for 9613RS and 9614RS, Includes: (4 each 1/2" offset single hangers, adjustable floor guide and 2 each SN 2-1/8" pulls and all required hardware)	47.89

*Note: Expandable to additional doors (i.e. 3-4 door configuration) The purchase of Parts Bag 9625 is required for each door.



Sliding Door Hardware - 9614RS (Fascia Included) Packaged Sets - By-Pass



Description	List
-------------	------

9614RS Packaged Sets for doors up to 60 lbs (27.2 kg) per door.

System Includes: Aluminum track, (4) 1-wheel hangers, (2) Flush cup pulls, (1) Floor channel door guide, Parts bag

Product Information: Door weight up to 60 lbs. per door with single wheel hanger, Door thickness 1-3/8", Track is extruded aluminum with "V" shaped rails, Optional soft-close (1-269-8651) for doors up to 150 lbs.

Note: 9614RS replaces 9614 & 9683 - The components between new and previous versions are NON-INTERCHANGEABLE

9614RS-48	9614 BY-PASS RS 48" (1219 mm) MIL (fascia) - By-pass set for two 24" doors	63.92
9614RS-60	9614 BY-PASS RS 60 (1524 mm) MIL (fascia)- By-pass set for two 30" doors	74.20
9614RS-72	9614 BY-PASS RS 72" (1829 mm)MIL (fascia)- By-pass set for two 36" doors	84.56
9614RS-96*	9614 BY-PASS RS 96" (2438 mm)MIL (fascia) - By-pass set for two 48" doors	110.58

9614RS (Fascia) Replacement Components

PART NUMBER	DESCRIPTION	List
9624-96	Replacement track for 9614RS (Fascia)	60.96
9625	Replacement 2-dr Parts Bag for 9613RS and 9614RS, Includes: (4 each 1/2" offset single hangers, adjustable floor guide and 2 each SN 2-1/8" pulls and all required hardware)	13.00

*Note: Expandable to additional doors (i.e. 3-4 door configuration) The purchase of Parts Bag 9625 is required for each door.



Sliding Door Hardware - 9611CS & 9611HD Packaged Sets - By-Pass



Description	List	
9611CS Packaged Sets for doors up to 150 lbs (68 kg) per door.		
9611HD Packaged Sets for doors up to 250 lbs (113 kg) per door.		
9611CS System Includes: (2) 9303HD Aluminum track -see <i>SDH components section</i> , (4) 9805-see components section- 1-wheel hangers, (2) Flush cup pulls, (1) Floor channel door guide, Parts bag		
9611HD System Includes: (2) 9303HD Aluminum track - see <i>SDH components section</i> , (4) 9806 BB- 1-wheel hangers - see <i>SDH components section</i> , (2) Flush cup pulls, (1) Floor channel door guide, Parts bag		
Product Information: 9611CS Door weight up to 150 lbs. per door, 9611HD Door weight up to 250 lbs. per door with single wheel hanger, Door thickness 1-3/8" or 1-3/4", Quick-release hangers allow for easy door hanging and removal, Optional soft-close (1-269-8651) for doors up to 150 lbs		
Note: 9611CS replaces 9675, 9676, 9611, 9110 - The components between new and previous versions are NON-INTERCHANGEABLE		
Note: 9611HD replaces - 9130, 9612, 9875 The components between new and previous versions are NON-INTERCHANGEABLE		
9611CS-48	9611 BY-PASS CS 48" (1219 mm) MIL, 150 lbs. per door, Door thickness from 1-3/8" or 1-3/4" - By-pass set for two 24" doors	117.36
9611CS-60	9611 BY-PASS CS 60" (1524 mm) MIL, 150 lbs. per door, Door thickness from 1-3/8" or 1-3/4" - By-pass set for two 30" doors	128.64
9611CS-72	9611 BY-PASS CS 72" (1829 mm) MIL, 150 lbs. per door, Door thickness from 1-3/8" or 1-3/4" - By-pass set for two 36" doors	141.92
9611CS-96	9611 BY-PASS CS 96" (2438 mm) MIL, 150 lbs. per door, Door thickness from 1-3/8" or 1-3/4"- By-pass set for two 48" doors	186.20
9611CS-120	9611 BY-PASS CS 120" (3048 mm) MIL, 150 lbs. per door, Door thickness from 1-3/8" or 1-3/4"- By-pass set for two 60" doors	216.28
9611CS-144	9611 BY-PASS CS 144" (3658 mm) MIL, 150 lbs. per door, Door thickness from 1-3/8" or 1-3/4"- By-pass set for two 72" doors	239.53
9611HD-48	9611 BY-PASS HD 48" (1219 mm) MIL, 250 lbs. per door, Door thickness from 1-3/8" or 1-3/4"- By-pass set for two 24" doors	141.92
9611HD-60	9611 BY-PASS HD 60" (1524 mm) MIL, 250 lbs. per door, Door thickness from 1-3/8" or 1-3/4"- By-pass set for two 30" doors	153.24
9611HD-72	9611 BY-PASS HD 72" (1829 mm)MIL, 250 lbs. per door, Door thickness from 1-3/8" or 1-3/4", -By-pass set for two 36" doors	166.52
9611HD-96	9611 BY-PASS HD 96" (2438 mm) MIL, 250 lbs. per door, Door thickness from 1-3/8" or 1-3/4", - By-pass set for two 48" doors	191.40
9611HD-120	9611 BY-PASS HD 120" (3048 mm) MIL, 250 lbs. per door, Door thickness from 1-3/8" or 1-3/4", - By-pass set for two 60" doors	267.44
9611HD-144	9611 BY-PASS HD 144" (3658 mm) MIL, 250 lbs. per door, Door thickness from 1-3/8" or 1-3/4", - By-pass set for two 72" doors	290.70




Sliding Door Hardware - 9611CS & 9611HD Packaged Sets - By-Pass continued

9611CS & 9611HD Replacement Components

PART NUMBER	DESCRIPTION	List
9303HD-72	9303HD 72" MIL - Replacement Track	33.00
9303HD-96	9303HD 96" MIL - Replacement Track	50.00
9303HD-144	9303HD 144" MIL - Replacement Track	81.00
9621-CS	Replacement 2-dr (Parts Bag) set for 9611CS, Includes: (4-wheel hanger for 150 LB, 1-3/8 to 1-3/4" floor guide, 2 each SN 2-1/8" pulls and all required hardware)	62.87
9621-HD	Replacement 2-dr (Parts Bag) set for 9611HD, Includes: (4-wheel hanger for 250 LB, 1-3/8 to 1-3/4" floor guide, 2 each SN 2-1/8" pulls and all required hardware)	79.85

9622 Optional (2-11/16", 68.3mm) Grooved Fascia for 9611CS and 9611HD

PART NUMBER	DESCRIPTION	List
<p>Note: The 9611CS (150 lbs.) bypass set with the optional 9622 fascia becomes the equivalent to previous version 9673 and 9674. The components between new and previous versions are NON-INTERCHANGEABLE</p> <p>Note: The 9611HD (250 lbs.) bypass set with the optional 9622 fascia becomes the equivalent to previous version 9885. The components between new and previous versions are NON-INTERCHANGEABLE</p>		
9622-48	'L' Shaped with pre-punched mounting slots - Aluminum Fascia for 9611CS & 9611HD, 48"	49.42
9622-60	'L' Shaped with pre-punched mounting slots - Aluminum Fascia for 9611CS & 9611HD, 60"	55.00
9622-72	'L' Shaped with pre-punched mounting slots - Aluminum Fascia for 9611CS & 9611HD, 72"	58.88
9622-96	'L' Shaped with pre-punched mounting slots - Aluminum Fascia for 9611CS & 9611HD, 96"	71.72





Description	List
-------------	------

9570RC Packaged Sets for doors up to 125 lbs (57 kg) per door.
System Includes: 9303HD Aluminum track see components section and 9805 hanger parts pag - see components section

Product Information: Track is extruded aluminum jump-proof style with "V" shaped rails

Note: 9570RC replaces 9570, 9860, 9861, 9890, 9891 - The components between new and previous versions are NON-INTERCHANGEABLE


9570RC-36	9570 BI-FOLD RC 36" (914 mm) MIL - Bi-fold set for two 18" doors	70.14
9570RC-48	9570 BI-FOLD RC 48" (1219 mm) MIL 4PNL - Bi-fold set for four 12" doors	115.50
9570RC-60	9570 BI-FOLD RC 60" (1524 mm) MIL 4PNL - Bi-fold set for four 15" doors	122.43
9570RC-72	9570 BI-FOLD RC 72" (1829 mm)MIL 4PNL - Bi-fold set for four 18" doors	130.41
9570RC-96	9570 BI-FOLD RC 96" (2438 mm) MIL 4PNL - Bi-fold set for four 24" doors	144.69

9570RC Replacement Components

PART NUMBER	DESCRIPTION	2024 List
9303HD-72	9303HD 72" MIL - Replacement Track	33.00
9303HD-96	9303HD 96" MIL - Replacement Track	50.00
9303HD-144	9303HD 144" MIL - Replacement Track	81.00
9581	Pivot set includes the lead 4-wheel roller, top pivot pin and track bracket, bottom pivot bracket and pins, wood knob, one aligner and all required harder	59.69



Sliding Door Hardware - 9878CS & 9878HD - Pocket Door Sets (Framing Not Included)



Description

List

9878CS Packaged Sets for doors up to 150 lbs (68 kg) per door.

9878HD Packaged Sets for doors up to 250 lbs (113 kg) per door.

9878CS System Includes: 9303HD aluminum track *see components section* and 9805 parts bag *see components section, parts bag*

9878HD System Includes: 9303HD Aluminum track - *see SDH components section*, 9806 BB- 1-wheel hangers - *see SDH components section, parts bag*

Product Information: Door thickness from 1-1/8" - 1-3/4", Track is extruded aluminum jump-proof style with "V" shaped rails, Meets performance requirements ANSI/BHMA A156.14 (Grade 1) for sliding doors by exceeding 100,000 cycles, Optional soft-close (1-269-8651) for doors up to 150 lbs.

Note: 9878CS replaces 9678 / 9878HD replaces 9878 - The components between new and previous versions are NON-INTERCHANGEABLE

9878CS-72	Pocket Door Set - 6' (1829 mm) for 3'0" (914 mm) door	81.40
9878CS-96	Pocket Door Set - 8' (2438 mm) for 4'0" (1219 mm) door	103.49
9878HD-72	Pocket Door Set - 6' (1829 mm) for 3'0" (914 mm) door	118.60
9878HD-96	Pocket Door Set - 8' (2438 mm) for 4'0" (1219 mm) door	144.20



Sliding Door Hardware - 9628CS | 9629CS | 9630CS | 9631CS - 9600 Commercial Series Pocket Door Frame Kits



Description	List
-------------	------

9628CS Packaged Sets for doors up to 150 lbs (68 kg) per door.

9629CS Packaged Sets for doors up to 150 lbs (68 kg) per door.

9630CS Packaged Sets for doors up to 150 lbs (68 kg) per door.

9631CS Packaged Sets for doors up to 150 lbs (68 kg) per door.

System Includes: 2"x4" Header and Track Assembly (9303HD), 2 pairs of Split Studs, 2 each Floor Plates, 2, End Brackets, 2 each (9805) rollers with hanger plates, 1 each (9881CS) Bumper, and 1 pair (9883CS) Floor Guide.
For 1-3/8" (35 mm) thick doors. 9634CS (sold separately) for 1-3/4" doors.

Product Information: V-groove jump proof aluminum track, Pre-assembled header goes up quickly, Real wood split studs, size and to prevent fastener penetration into the pocket, 2 pairs of split studs with wood inserts, Optional soft-close (1-269-8651) for doors up to 150 lbs

	9628CS	9629CS	9630CS	9631CS
Max Door Weight	150 lbs. (68 KG)	150 lbs. (68 KG)	150 lbs. (68 KG)	150 lbs. (68 KG)
Door Thickness	1-1/8" - 1-3/4" (29MM-44MM)	1-1/8" - 1-3/4" (29MM-44MM)	1-1/8" - 1-3/4" (29MM-44MM)	1-1/8" - 1-3/4" (29MM-44MM)
Door Width & Height	H: 9'0" (2743MM) W: 3'0" (914MM)	H: 9'0" (2743MM) W: 3'0" (914MM)	H: 9'0" (2743MM) W: 3'0" (914MM)	H: 9'0" (2743MM) W: 3'0" (914MM)
Hanger	9805	9805	9805	9805

Note: 9628CS replaces 9628, 9629CS replaces 9629, 9630CS replaces 9630, 9631CS replaces 9631 - The components between new and previous versions are NON-INTERCHANGEABLE

9628CS	9628CS, 108", 150 lbs, Commercial Pocket Door Kit	317.08
9629CS	9629CS, 96", 150 lbs, Commercial Pocket Door Kit	288.90
9630CS	9630CS, 84", 150 lbs, Commercial Pocket Door Kit	283.01
9631CS	9631CS, 80", 150 lbs, Commercial Pocket Door Kit	280.84



Sliding Door Hardware - 9850HD-102 | 9850HD-96 | 9852HD-84 | 9852HD-80 - 9800 Heavy-Duty Series Pocket Door Framed Kits



Description	List
-------------	------

9850HD-96 Packaged Sets for doors up to 250 lbs (113 kg) per door.

9850-102 Packaged Sets for doors up to 250 lbs (113 kg) per door.

9852HD-80 Packaged Sets for doors (2 X 6) up to 250 lbs (113 kg) per door.

9852HD-84 Packaged Sets for doors (2 X 6) up to 250 lbs (113 kg) per door.

9850HD System Includes: 2"x4" Header and Track Assembly (9303HD), 3 pairs of Split Studs, 3 each Floor Plates for 1-3/8" thick doors, 3 each Floor Plates for 1-3/4" thick doors, 6 shims , 2 End Brackets, 2 each (9806) rollers with hanger plates, one each (9881CS) Bumper, and 1 pair (9883CS) Floor Guide. or 1-3/8" (35 mm) and 1-3/4" (44 mm) thick doors.

9850HD System Includes: 2"x6"Header and Track Assembly (9303HD), 2 pairs of Split Studs, 2 each 4" Floor Plates, 2 End Brackets, 2 each (9806) rollers with hanger plates, 1each (9881CS) Bumper, and 1 pair (9883CS) Floor Guide. For 1-3/8" (35 mm) and 1-3/4" (44 mm) thick doors.

Product Information: For doors 1-1/8" - 1-3/4" thick weighing up to 250 lbs., Pre-assembled header assembly goes up quickly, Heavy-duty, V-groove jump proof aluminum track, Real wood split studs, size 3/4" x 1-3/4" width relative to length, steel encased for rigidity and to prevent fastener penetration into the pocket

	9850HD-102	9850HD-96	9852HD-84	9852-80
Max Door Weight	250 lbs. (113 KG)	250 lbs. (113 KG)	250 lbs. (113 KG)	250 lbs. (113 KG)
Door Thickness	1-1/8" - 1-3/4" (29MM-44MM)	1-1/8" - 1-3/4" (29MM-44MM)	1-1/8" - 1-3/4" (29MM-44MM)	1-1/8" - 1-3/4" (29MM-44MM)
Door Width & Height	H: 8'6" (2591MM) W: 4'0" (1219MM)	H: 8'0" (2438MM) W: 4'0" (1219MM)	H: 7'0" (2134MM) W: 4'0" (1219MM)	H:6'8" (2032MM) W: 4'0" (1219MM)
Hanger	9806 BB	9806 BB	9806 BB	9806 BB

Note: 9850HD replaces 9850 - The components between new and previous versions are NON-INTERCHANGEABLE


9850HD-96	9850HD, 96", 250 lbs, Heavy Duty Pocket Door Kit	357.05
9850-102	9850HD, 102", 250 LB, 2x4, HEAVY DUTY POCKET KIT	382.10
9852HD-80	9852HD, 80", 250 LB, 2X6, HEAVY DUTY POCKET KIT	395.33
9852HD-84	9852HD, 84", 250 lbs, 2x6, Heavy Duty Pocket Door Kit	451.16

Sliding Door Hardware - Components (The parts listed below are NON-INTERCHANGEABLE with previous versions)

Description		List
	1-269-8651 1-269-8651 PKT DR SFT CL MECH, UP TO 150 LB, CS/HD	80.03
	9805 9805 4-WHEEL HANGER 2D, 150 LB, CS/HD SERIES - Parts Bag	20.67
	9806 9806 4-WHEEL HANGER BALL BRG, 250 LB, CS/HD SERIES - Parts Bag	25.06
	9881CS RUBBER BUMPER, CS/HD SERIES	1.32
	9639CS MULLION CONVERSION KIT, CS/HD SERIES	31.45
	9634CS 1-3/4" ADAPTER KIT, CS/HD SERIES	11.02
	9883CS FLOOR GUIDE, CS/HD SERIES	7.52
	9889CS 1-3/8" POCKET GUIDE, CS/HD SERIES	10.21
	9303HD-72 9303 SDH HD 72" MIL TRACK	33.00
	9303HD-96 9303 SDH HD 96" MIL TRACK	50.00
	9303HS-144 9303 SDH HD 144" MIL TRACK	81.00



Sliding Door Hardware - 9710HD Packaged Sets - Wall-Mount





Description	List
9710HD-72 CLR Packaged Sets for heavy duty single doors and bi-parting doors up to 250 lbs. (113kg)	
9710HD-96 CLR Packaged Sets for heavy duty single doors and bi-parting doors up to 250 lbs. (113kg)	
9710HD-144 CLR Packaged Sets for heavy duty single doors and bi-parting doors up to 250 lbs. (113kg)	
9710HD-72 BLA Packaged Sets for heavy duty single doors and bi-parting doors up to 250 lbs. (113kg)	
9710HD-96 BLA Packaged Sets for heavy duty single doors and bi-parting doors up to 250 lbs. (113kg)	
9710HD-144 BLA Packaged Sets for heavy duty single doors and bi-parting doors up to 250 lbs. (113kg)	
System Includes: 9803 Track, fascia, end caps and 9806 parts bags. (Heavy duty aluminum wall-mount box track, anodized fascia, end caps and hardware for 1" (25mm) and	
9611HD System Includes: (2) 9303HD Aluminum track - see SDH components section, (4) 9806 BB- 1-wheel hangers - see SDH components section, (2) Flush cup pulls, (1) Floor channel door guide, Parts bag	
Product Information: Available sizes: 72" (1829 mm), 96" (2438 mm), 144" (3658 mm), For 1-1/8" to 1-3/4" thick doors, Maximum door weight: up to 250 lbs., Maximum door weight: up to 250 lbs., Optional soft-close (1-269-8651) for doors up to 150 lbs., Meets performance ANSI/BHMA A156.14 (Grade 1) for sliding doors exceeding 100,000 cycles	
Note: 9710HD replaces 9710. Also, black replaces DBZ which is no longer available - The components between new and previous versions are NON-INTERCHANGEABLE	
9710HD-72 CLR	9710 WL MNT HD 72" Clear 304.12
9710HD-96 CLR	9710 WL MNT HD 96" Clear 350.91
9710HD-144 CLR	9710 WL MNT HD 144" Clear 584.81
9710HD-72 BLA	9710 WL MNT HD 72" Black 380.16
9710HD-96 BLA	9710 WL MNT HD 96" Black 438.61
9710HD-144 BLA	9710 WL MNT HD 144" Black 605.00

9710HD Wall-Mount Replacement Parts - Description - The components between new and previous versions are NON-INTERCHANGEABLE

9703HD-72	9703HD WL MNT HD 72" MIL (Track)	89.00
9703HD-96	9703HD WL MNT HD 96" MIL (Track)	117.00
9704-72 CLR	9704 WL MNT 72" CLR (Fascia)	105.00
9704-72 BLA	9704 WL MNT 72" BLA (Fascia)	124.00
9704-96 CLR	9704 WL MNT 96" CLR (Fascia)	136.00
9704-96 BLA	9704 WL MNT 96" BLA (Fascia)	153.00
9705 CLR	9705 WL MNT PLASTIC CLR (2- pk Polybag End Cap)	35.00
9705 BLA	9705 WL MNT PLASTIC BLACK (2-Pack Poly Bag End Cap)	42.00
1-159-0003	1-159-0003 Center Stop Bumpers	9.50
1-569-0004	1-569-0004 Wall-Mount Adjustable Fin Guide	4.65
















Sliding Door Hardware - 9400 Series Stainless Barn Door

Description	Finish	List	Case Qty
 <p>9432 Packaged Sets - Top Mount Stick 2m SS Round Rail Includes stainless steel track with two end caps, hangers with wall brackets, one bottom door guide, two track stops, mounting and installation hardware</p>			
 <p>9436 Packaged Sets - Face Mount Strap Stick 2m SS Round Rail Includes stainless steel track with two end caps, hangers with wall brackets, one bottom door guide, two track stops, mounting and installation hardware</p>			











Sliding Door Hardware - 9400 Series Stainless Barn Door Components

	Description	Finish	List	Case Qty
	1-269-8650 Spring Loaded Cushion Stop for 9400 Barn Door Series I	32D	34.45	1
	1-269-8663 Round Rail Connector SS304 satin nickel	32D	42.53	1
	1-269-8665 Tool set for O5WG; O6WG; O7WG (round rail)		4.51	1
	1-269-8666 Tool set for O1W; O2W (round rail)	32D	4.51	1
	1-269-8667 End Cap	32D	11.40	1
	1-269-8668 Guide for wood door		7.14	1
	1-269-8669 Door Stop	32D	49.67	1
	1-269-8670 Guide for glass door	32D	35.52	1
	1-269-8671 Top Mount Stick Sliding Door Roller for Wood, SS304 Satin	32D	177.27	1
	1-269-8674 Strap Stick Sliding Door Roller for Wood and Glass, SS304 Satin	32D	354.48	1
	1-269-8678 Flat Rail Door Stopper Left, SS304 Satin	32D	70.91	1
	1-269-8679 Flat Rail Door Stopper Right, SS304 Satin	32D	70.91	1
	1-269-8680 Flat Rail Anti Jump	32D	4.26	1



eConestoga Barn Door Hardware Series

	Description	Finish	List
	9456-72 Flat Rail Steel Black Top Mount 72" Track Kit Includes Track	BLK	160.00
	9456-96 Flat Rail Steel Black Top Mount 96" Track Kit Includes Track	BLK	175.00
	9457-72 Flat Rail Steel Black 3" Hook 72" Track Kit Includes Track	BLK	160.00
	9457-96 Flat Rail Steel Black 3" Hook 96" Track Kit Includes Track	BLK	175.00
	1-269-8649 Flat Rail Track Connector	BLK	16.16
	1-269-8648 72" Rail Only	BLK	114.19
	1-269-8647 Door Stop	BLK	129.04
	1-269-8646 Flat Rail Soft Close Add On	BLK	80.68
	1-269-8652 9456 e-Conestoga - Top Mount Hanger Parts Bag	BLK	43.72
	1-269-8653 e-Conestoga Left and Right End Stop	BLK	14.60
	1-269-8654 e-Conestoga Track Support	BLK	8.77
	1-269-8655 e-Conestoga Floor Guide (One Piece)	BLK	8.77
	1-269-8656 e-Conestoga Anti-Jump Pin	BLK	8.77
	1-269-8657 e-Conestoga Floor Guide (Two Piece)	BLK	14.60
	1-269-8658 e-Conestoga 72" Track	BLK	58.32
	1-269-8659 9457 e-Conestoga - Face Mount Hanger	BLK	49.55
	1-269-8660 e-Conestoga 96" Track	BLK	75.79



Sliding Door Hardware- Barn Door Privacy Lock

How to Order

9458

2D

BLK

For 1-3/8" (35mm) to 1-3/4"(40mm) thick doors standard.

- Non-handed.
- ADA Compliant thumb turn for commercial applications.
- 2-1/4" or 3-1/2" backset options (see specifications for corresponding wall thickness).
- Drive in bolt casing diameter: 1" (25mm).
- Lock bolt: 1/2" (13mm) diameter, stainless Steel material.
- Lock bolt has 1" projection allowing up to 1/2" door to wall gap. Extra spacer ring accommodates up to 3/4" gap between barn door and wall.
- 1-1/4" diameter spring-loaded dust proof strike provides ample space to receive 1/2" bolt, allows easy locking from privacy side. Strike mounted in barn door for standard door.



Description	Finish	List
94582D-32D Round ADA TT Stainless 2-1/4" Backset	32D	228.14
94582D-10B Round ADA TT Oil Rubbed Bronze 2-1/4" Backset	10B	228.14
94582D-BLK Flat Rail Steel Black 3" Hook 72" Track Kit Includes Track	BLK	228.14
945835-32D Round ADA TT Stainless Steel 3-1/2" Backset	32D	228.14
945835-10B Round ADA TT Oil Rubbed Bronze 3-1/2" Backset	10B	228.14
945835-BLK Round ADA TT Black 3-1/2" Backset	BLK	228.14



Description	Finish	List
9459-32D Surface Jamb Barn Door Lock ADA 1-9/16" Thumb Lever	32D	241.97
9459-BLK Surface Jamb Barn Door Lock ADA 1-9/16" Thumb Lever	10B	241.97

Sliding Door Hardware - Optional Components



Description	Finish	List	Case Qty.
330D	US3	12.15	20
Pocket Door Latch	US5	12.15	
Material: Cast brass	US10	13.60	
Fits: 1-3/8" - 1-3/4" door	US10B	15.15	
Size: 2-3/4" x 2-1/2"	US15	12.15	
Finger Pull Extends: 1-3/8"	US15A	12.95	
Fasteners: #6 x 5/8" OPHWS	US19	7.70	
	US26	12.15	
	US26D	12.95	



330L	US3	14.20	20
Privacy Pocket Door Latch	US5	14.55	
Material: Brass	US10	9.85	
Size: 2-3/4" x 2-1/2"	US10B	17.20	
Finger Pull Extends: 1-3/8"	US15	14.65	
Strike: 1" x 2-1/4"	US15A	14.55	
1-3/8" doors	US19	14.55	
Fasteners: #6 x 5/8" OPHWS; #6 x 3/4" FPHWS	US26	14.20	
	US26D	14.95	



330M	US3	15.00	20
Privacy Pocket Door Latch	US5	26.00	
Material: Brass	US10	34.60	
Size: 2-3/4" x 2-1/2"	US10B	15.90	
Finger Pull Extends: 1-3/8"	US15	34.60	
Strike: 1" x 2-1/4"	US15A	34.60	
1-3/4" doors	US19	34.60	
Fasteners: #6 x 5/8" OPHWS; #6 x 3/4" FPHWS	US26	15.00	
	US26D	14.15	



1741	US2D	2.00	50
Full Mortise Plain Bearing			
Hinges with Screws			
3-1/2" x 3-1/2"			



2610	US3	1.00	500
Finger Pull	US4	1.00	
Material: Brass	US5	1.00	
Overall Diameter: 31/32"	US10A	1.00	
Finger Pull Diameter: 3/4"	US15	1.00	
Pull Clearance: 5/16"	US15A	1.00	
Projection: 1/32"	US26	1.00	
	US26D	1.00	



2620	US10A	1.65	
Round Flush Pull	US15	1.65	
Material: Brass	US26D	1.65	
Overall Diameter: 31/32"			
Finger Pull Diameter: 1-11/16"			
Pull Clearance: 11/32"			
Projection: 5/64"			



Sliding Door Hardware - Optional Components



Description	Finish	List	Case Qty.
2630 Round Flush Pull Material: Brass Overall Diameter: 2-7/16" Finger Pull Diameter: 2-1/16" Pull Clearance: 11/32" Projection: 3/32"	US3	4.30	50
	US4	4.30	
	US5	4.30	
	US10A	4.30	
	US15	4.30	
	US15A	4.30	
	US26	4.30	
	US26D	4.30	



9558 Wood Knob Knob Diameter: 1-1/2" Base Diameter: 15/16" Fasteners: #8 x 1-3/4" PPHWS	Wood	1.90	100
--	------	------	-----



1-159-0003 Center Bumper Stop For use with 9303HD Track		9.50	100
--	--	------	-----



Description	Finish	List	Box Qty.	Case Qty.
2640 Oblong Flush Pull Material: Brass Size: 1-5/16" x 2-3/4" Cup Clearance: 5/16" Fasteners: #6 x 5/8" OPHWS	US3	7.88	-	50
	US4	7.88		
	US5	7.88		
	US10A	7.88		
	US15	7.88		
	US15A	7.88		
	US26	7.88		
	US26D	7.88		



9566 Knob Material: Zinc Knob Diameter: 1-1/4" Projection: 1" Fasteners: #8 - 32 x 2" PPHMS; #8 - 32 x 1-3/4" PPHMS	US3	9.19	-	100
	US4	10.30		
	US5			
	US10A	10.30		
	US10B	10.30		
	US15	10.30		
	US15A			
	US26	9.19		
US26D	10.30			



9567 Rose - For use with 9566 knob Material: Zinc Base Diameter: 1-3/4" Projection: 15/32" Fasteners: #8 - 32 x 2" PPHMS; #8 - 32 x 1-3/4" PPHMS	US3		-	100
	US4			
	US5			
	US10A			
	US10B			
	US15			
	US15A			
	US26			
US26D				



9884 Pocket Door Edge Pull Material: Zinc Finger Pull Extends: 1-1/16" Faceplate: 21/32" x 3-1/2" Fasteners: #6 x 5/8" FPHWS	US3	10.42	-	20
--	-----	-------	---	----



TABLE OF CONTENTS

A		M	
ANSI Standards.....	2	Mortar Box.....	5
C		N	
Cancellation Notification	2	No Hole (Blank) Hinges	2
Concealed Electric Through-Wire.....	4-5	P	
Custom Hole Pattern	2	Powder Coat	3
Custom Length Hinges	2	Q	
D		Quick Connect.....	5
Dutch Door Hinges	3	Quick Ship.....	2
E		R	
Electrical Modifications Standard Locations.....	4	Raised Barrel.....	3
Electric Power Transfer Preparations (EPT)	5	Replacement Moldings	3
Exposed Electric Switches	5	S	
Extra Long Hinges.....	2	Security Fasteners.....	3
F		Security Studs.....	3
Fasteners.....	4	Sheared Leaf	3
Fire Rating	2	Standard Lengths.....	2
H		T	
Hinges		Tamper Resistant Hospital Tips.....	3
Concealed Leaf	6-7	W	
Full Surface	7	Wide Throw	3
Half Surface	6		
Half Mortise.....	6		
How To Order.....	1		
L			
Lead Times	2		
Lead Lined.....	2		

HOW TO ORDER:

Example: 790-900 83 1/8" US32D 1 PK

Stock Number: 23243

Item Number: PS90083B32D000001

790

900

83

1/8"

US32D

1 PK

STAINLESS
STEEL
CONTINUOUS
HINGE

ITEM#

LENGTH

FRACTION

FINISH

STANDARD
SINGLE
PACK



Stainless Steel Continuous Hinges

ANSI Standards

Hager Companies 790 Series stainless steel continuous hinges are approved for ANSI A156.26 Grade 1 for 150-pound doors and Grade 2 for 300-pound doors for the following series: 790-900, 790-905, 790-915, 790-904, 790-906, 790-903.

Fire Rating

Hager 790 Series hinges are approved by Underwriters Laboratories, Inc. Fire Rated label for up to 3 hours for metal doors and 90 minutes for wood composite doors.



Cancellation Notification

Cancellation for made-to-order items must be communicated within 48 hours of order placement.

Standard Lengths

Stainless steel hinges are listed and priced as actual lengths 83-1/8" (7'0" opening), 85" (7'2" opening), 95" (8'0" opening), and 119" (10'0" opening) for convenience in application to nominal sized doors. Other lengths may be ordered as non-standard items.

Extra Long Hinges

Hinges over 119" are manufactured as two separate lengths with staggered joints for on-site connection.

MODIFICATIONS & ADDITIONS

ADDITION TO LIST PRICE

Custom Length Hinges

Actual door height may be specified at an additional charge outlined:

- For hinges 40" to 83" in length **\$98.45** to 7' list price.
- For hinges 83" to 95" in length **\$98.45** to 8' list price.
- For hinges 95" to 119" in length **\$98.45** to 10' list price.
- For hinges 119" to 192" in length **\$225.23** to the list price

Custom Hole Pattern

- Any hole pattern or shape other than Hager's standard hole pattern.

Price on Application

No Hole (Blank) Hinges

- Holes omitted for special applications (i.e. welded installation).

Price on Application

Lead Lined Hole Pattern

- Only available on Models 790-900, 790-911 and 790-915.

Price on Application



MODIFICATIONS & ADDITIONS PRIC

ADDITION TO LIST

Tamper Resistant Hospital Tips (HT)

\$164.18

- Custom lengths
- Available on concealed leaf models 790-900, 790-905, 790-907, 790-915, for standard lengths.

Price on Application

Dutch Door Prep (DUTCH)

\$164.18

- Furnished as a continuous frame leaf while door leaf is cut to fit dutch door specified height.

Wide Throw

Price on Application

- Specify distance from pin centerline to heel edge of hinge.

Raised Barrel (SWAGED)

Price on Application

- Available on concealed and half surface models.

Sheared Leaf

Price on Application

- Available on all models except 790-904 and 790-906.
- Specify distance from pin centerline to extreme edge of hinge when ordering.

Security Studs

\$84.00

- Stainless steel security studs mounted through frame leaf into door frame.
- Door and frame must be specifically prepped to accommodate security studs.
- Door leaf is drilled to accommodate studs.

Replacement Moldings (M)

Hinge lengths:

79", 83", 85"

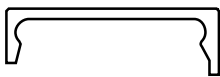
\$242.69

95"

\$262.35

119"

\$287.23



- Shipped in stock lengths for trimming in the field.
- Brush aluminum & furnished with 5 each molding clips, 5 each 1/4"-14 x 1" panhead 2C screws.
- Available on models 790-903, 790-904, 790-906 and 790-909.

Security Fasteners

\$118.11

- Torx and Spanner Head available in place of standard fasteners.



Stainless Steel Continuous Hinges

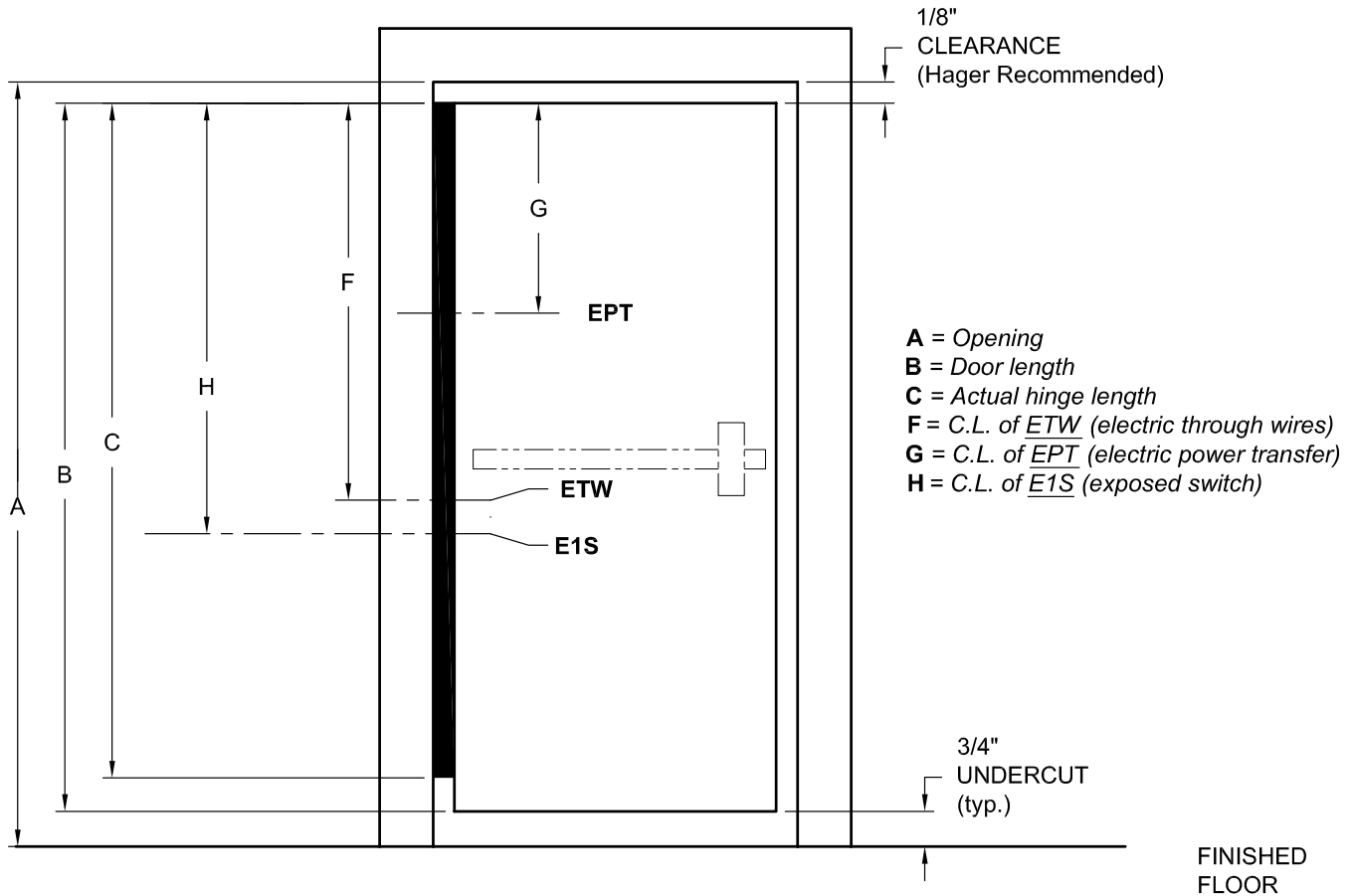
MODIFICATIONS & ADDITIONS

Additional Fasteners

#10-24 x 5/8" Torx Head Machine Screw	\$4.13 /ea
#10-16 x 1-1/4" Thread Forming Flat Head Screw	\$1.78 /ea
1/4"-14 x 1" Thread Forming Pan Head Screw	\$2.61 /ea
#10-24 x 5/8" Self-Drilling Flat Head Screw	\$2.61 /ea
1/4"-20 x 3/4" Self-Drilling Pan Head Screw	\$2.27 /ea
Adjustment Stud With Flat Head Screw	\$12.51 /ea
Sexbolt and Nut	\$7.77 /ea

STANDARD LOCATIONS FOR ELECTRICAL MODIFICATIONS

	79"	83"	85"	95"	119"
Opening	80"	84"	86"	96"	120"
Door Height	79-1/8"	83-1/8"	85-1/8"	95-1/8"	119-1/8"
Hinge Length	79-3/16"	83-1/8"	85-1/8"	95"	118-3/4"
ETW	41-1/2"	43-1/2"	45-1/2"	55-3/8"	79-1/8"
EPT	24-1/2"	28-7/16"	30-7/16"	40-1/2"	64-7/16"
E1S	41-1/2"	43-1/2"	45-1/2"	55-3/8"	79-1/8"



MODIFICATIONS & ADDITIONS

ADDITION TO LIST PRICE

Quick Connect

Available for ETW.

\$65.86

Electric Power Transfer Preparations (EPT)

\$188.10

- Hinge leaf cutout to accommodate power transfer device.
- Specify handing and dimension from top of hinge to centerline of power transfer cutout location. Please note the clearance from top of hinge to underside of header, typically 1/16" to 1/8" (1.6 mm to 3.2 mm).
- Available on models 790-900, 790-903, 790-904, and 790-915.

Exposed Electric Switches (E1S)

\$289.58

- Each monitoring hinge only needs one E1S switch.
- Specify handing and dimension from top of hinge to centerline of electric switch.
- Miniature push button switch is incorporated in the hinge frame leaf to monitor position of the door.

Concealed Electric Through-Wire (ETW)

Electric Through Wire	ETW - 4	\$836.83
Electric Through Wire	ETW - 8	\$1,251.66
Electric Through Wire	ETW - 10	\$1,687.82

- 24-gauge 12" wire leads available on 790-900 and 790-915.
- Transfers power discretely from building to door hardware.
- Specify handing and dimension from top of hinge to centerline of electric through-wire location. Please note the clearance from top of hinge to underside of header, typically 1/16" to 1/8" (1.6 mm to 3.2 mm).

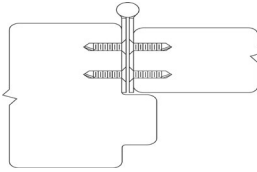

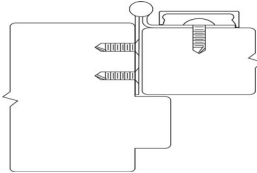

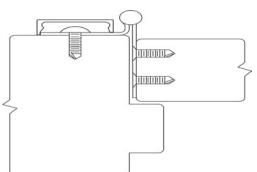

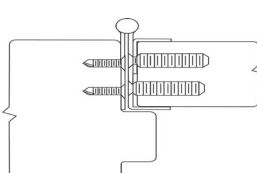



Mortar Box - 430

\$95.21

- Serves as mortar shield.
- Top and bottom knockouts for standard conduit fittings.
- Overall dimensions are 9" (229 mm) length with tabs 7" (178 mm). Inside is 1-3/4" x 1-3/4" (45 mm x 45 mm).
- Galvanized steel .040" (1 mm).

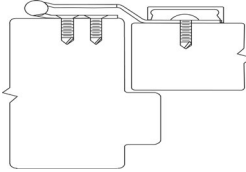

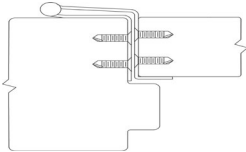

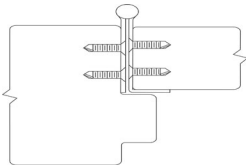

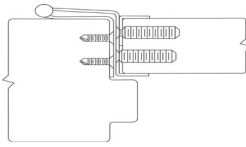



Stainless Steel Continuous Hinges

	Description	Size	Finish	List	Case Qty.
 	790-900 Concealed Leaf, 1/8" Inset Door of Any Material	79" (2007 mm)	US32D	647.23	1
		83" (2108 mm)	US32D	647.23	1
		85" (2159 mm)	US32D	736.45	1
		95" (2413 mm)	US32D	743.54	1
		119" (3023 mm)	US32D	1,079.18	1
 	790-903 Half Surface, 1/8" Inset Door of Any Material Optional sex bolts available (specify when ordering).	79" (2007 mm)	US32D	743.54	1
		83" (2108 mm)	US32D	743.54	1
		85" (2159 mm)	US32D	862.50	1
		95" (2413 mm)	US32D	862.50	1
		119" (3023 mm)	US32D	1,100.43	1
 	790-904 Half Mortise, 1/8" Inset Door of Any Material	79" (2007 mm)	US32D	752.03	1
		83" (2108 mm)	US32D	752.03	1
		85" (2159 mm)	US32D	900.74	1
		95" (2413 mm)	US32D	900.74	1
		119" (3023 mm)	US32D	1,168.41	1
 	790-905 Concealed Leaf, 1/8" Inset Door of Any Material	79" (2007 mm)	US32D	832.76	1
		83" (2108 mm)	US32D	832.76	1
		85" (2159 mm)	US32D	951.72	1
		95" (2413 mm)	US32D	951.72	1
		119" (3023 mm)	US32D	1,420.50	1
 	790-906 Half Mortise, Edge Guard Door of Any Material	79" (2007 mm)	US32D	752.03	1
		83" (2108 mm)	US32D	752.03	1
		85" (2159 mm)	US32D	900.74	1
		95" (2413 mm)	US32D	900.74	1
		119" (3023 mm)	US32D	1,168.41	1



Stainless Steel Continuous Hinges

	Description	Size	Finish	List	Case Qty.
	790-909 Full Surface, 1/8" Inset Swing Clear Door of Any Material Optional sex bolts available (specify when ordering).	79" (2007 mm)	US32D	900.74	1
		83" (2108 mm)	US32D	900.74	1
		85" (2159 mm)	US32D	1,033.86	1
		95" (2413 mm)	US32D	1,033.86	1
		119" (3023 mm)	US32D	1,324.20	1
					
	790-911 Concealed Leaf Swing Clear Door of Any Material	79" (2007 mm)	US32D	937.56	1
		83" (2108 mm)	US32D	937.56	1
		85" (2159 mm)	US32D	960.22	1
		95" (2413 mm)	US32D	960.22	1
		119" (3023 mm)	US32D	1,465.82	1
					
	790-915 Concealed Leaf, 1/16" Inset Door of Any Material	79" (2007 mm)	US32D	781.77	1
		83" (2108 mm)	US32D	781.77	1
		85" (2159 mm)	US32D	885.16	1
		95" (2413 mm)	US32D	885.16	1
		119" (3023 mm)	US32D	1,317.11	1
					
	790-926 Concealed Leaf Swing Clear Door of Any Material	79" (2007 mm)	US32D	1,161.33	1
		83" (2108 mm)	US32D	1,161.33	1
		85" (2159 mm)	US32D	1,161.33	1
		95" (2413 mm)	US32D	1,161.33	1
		119" (3023 mm)	US32D	1,586.20	1
					

1. Items with the price in **bold and red** are Quick Ship items and ship in 24 hours.
 Please use stock number when ordering. 2. U/M is each unless otherwise noted.



TABLE OF CONTENTS

A		I	
Astragal	19-21	Interlocking Thresholds	13
Acoustic Pad	14	Interlocking Weatherstripping	14
B		Intumescent Weatherstripping	14-16
Barrier Free Ramps	9	J	
Bumper Thresholds	8-10	Jamb Weatherstripping	
Bumper/Stop Strips	10-11	Jamb Weatherstripping	20, 22-24
C		Adjustable	22
Carpet Thresholds	11,25	Magnetic	22
Cast Abrasive Aluminum Thresholds		L	
Saddle Thresholds	13	Lead Times	5
Cover Plate	14	M	
D		Materials and Finishes	2
Door Bottoms		P	
Automatic Door Bottoms	16-18	Panic Thresholds	12
Door Shoes	19, 25-26	Press-On Weatherstripping	15-17
Door Sweeps	18-20, 23-24	Product Information	2
Rain Drip	19-20	R	
E		Rain Drips	
Edge Sealing Systems	14	DoorBottom Rain Drip	19
Elevator	10	Overhead Rain Drip	20
F		Replacement Inserts	4
Fabrication Options	5	Residential Thresholds	6-7
Fasteners	2	S	
Fastener Options	3	Smoke Seals	15-17
Finish Options	2,5	Saddle Thresholds	6-10, 13-14
Fire Labeling	2	Spring Bronze	23
Floor Closer Thresholds	13-14	Stock Numbers	29-43
Floor Plates and Supports	9-10	Sure-Step	5
G		T	
Garage Weatherstripping	22	Thermal Barrier Thresholds	
H		Saddle Thresholds	7-9
Half Saddle Thresholds	6, 8-9, 12	Panic Thresholds	11
How to Order	3	W	
		Water Return - Interlocking	12



Thresholds & Weatherstripping

PRODUCT INFORMATION

Drawings or illustrations used in the Price Book are subject to change without notice. Questions regarding any dimensions should be directed to Hager Companies Customer Service.

MATERIALS AND FINISHES

Metals

All aluminum extrusions are of alloy 6063-T5. All bronze extrusions are of alloy CDA385 brass specified as Architectural Bronze in the industry. For stock finishes, refer to the code listed below each individual item throughout the price book. Please inquire for the availability on non-stock finishes.

MIL-	Mill Finish Aluminum	LBA -	Light Bronze Anodized Aluminum
300-	Polished Bronze (CDA385)	MIB-	Mill Finish Bronze (CDA385)
CAL-	Cast Aluminum	GYP-	Primed Steel (Grey)
DBA-	Dark Bronze Anodized Aluminum	BLA-	Black Anodized Aluminum
SCA-	Hager Carb-Coat on Aluminum	32D-	Matte Stainless Steel (Non-Extruded)
SCB-	Hager Carb-Coat on Bronze	WH-	White Paint on Aluminum
10B-	Antique Bronze, Oiled	CLR-	Clear Anodized Aluminum
		BCA-	Bright Clear Anodized Aluminum

Gaskets

Gasketing is available in a wide variety of materials. Vinyl is an economical choice and remains flexible down to -40°F. Neoprene gasketing is supplied both as a solid (dense) and as a closed cell sponge with a tough outer skin, remaining flexible down to -50°F. Silicone gasketing provides the best resistance to cold by remaining flexible down to -70°F. To order gasket only, see how to order example on page 3.

B-	Nylon Brush (Black)	V-	Vinyl
N-	Neoprene, Solid EPDM	W-	Pile (Thread May Be Removed To Allow Expansion) (Grey)
	Closed Cell Sponge EPDM, TPE (Black)		
S-	Silicone		

Colors for Press-On Gasketing

- B - Brown
- S - Charcoal or Black
- T - Tan
- W - White
- G - Grey

FASTENERS

All products are furnished with appropriate fasteners as listed, except where noted. Most thresholds are furnished with mounting holes and #10 x 1-1/2" flat head sheet metal screws. Most weatherstripping products are furnished with slotted holes and #6 x 5/8" pan head sheet metal screws. Brass screws are furnished with bronze products.

FIRE LABELING

All products containing non-metallic seals have been listed and labeled resulting from a determination by a certified fire laboratory that these products do not adversely affect the fire resistance of the door or frame. All products are regularly checked under a labeling and listing inspection service.



HOW TO ORDER

When placing your order, please specify item number, gasket code, size and finish code. Also be sure to state any special fabrication needs or optional fasteners desired. Thresholds are fabricated in standard sizes with 1/2" extra on thresholds 50" and under. Thresholds over 50" are supplied with 1" extra length for fitting.

Example: 891S V 36 x 84 MIL

Item #	Gasketing	Size	Finish
516S	S-Silicone	36"	MIL
575S	W-Pile	48"	MIB
750S	N-Neoprene	36" x 84"	32D
802S	B-Nylon Brush	48" x 96"	MIL
885S	V-Vinyl	36" x 84"	DBA
881S*	N-Neoprene	48" x 84"	000

*Use Finish 000 to receive gasket only

Thresholds must be purchased and billed at 4" increments, except for Abrasive Cast Aluminum Thresholds and Automatic Door Bottoms. Weatherstripping must be purchased and billed at 4" increments. Threshold and weatherstripping products supplied in lengths up to 12'.

FASTENER OPTIONS

Thresholds	Add to List Price
#10 Wood Screws and Plastic Anchors.....	\$ 0.87 /ft
#10 Wood Screws and Lead Anchors	1.14 /ft
#10 Machine Screws and Lead Anchors.....	1.27 /ft
#10 S.S. Machine Screws and Lead Anchors	2.15 /ft
#10 S.S. Wood Screws	1.41 /ft
#10 S.S. Wood Screws and Plastic Anchors	2.02 /ft
#10 S.S. Wood Screws and Lead Anchors.....	2.28 /ft
#10 Torx Wood Screws	2.68 /ft
#10 S.S. Torx Wood Screws	4.09 /ft
#10 Torx Machine Screws.....	2.55 /ft
#10 S.S. Torx Machine Screws.....	3.96 /ft
#10 S.S Torx Machine Screws and Lead Anchors	3.56 /ft
1/4-20 Machine Screws and Lead Anchors.....	1.88 /ft
1/4-20 S.S. Machine Screws and Lead Anchors.....	2.68 /ft
1/4-20 Flat Head Sleeve Anchor	3.43 /ft
1/4 Tap-Con Type (Self-Tapping Concrete).....	1.88 /ft
Cast-On Anchors (Cast Products Only)	11.29/ea
Thru-bolts 1/4 - 20 x 1-1/4" FPHM with 1-1/4" post	4.09 /ft

Note: Standard fasteners included: #10 x 1-1/2" Phillips flat-head sheet metal screws.

Weatherstripping	Add to List Price
#6 x 5/8" Phillips Pan-head Stainless Steel Screws.....	\$ 0.74 /ft
#6 x 5/8" Phillips Self-drilling (TEK) Screws	0.47 /ft
#6 x 5/8" S.S. Phillips Self-drilling (TEK) Screws	0.60 /ft
#6 x 5/8" Phillips Pan-head Torx Sheet Metal Screws.....	2.15 /ft
Two-way Self-adhesive Tape	2.02 /ft

Note: Standard fasteners included: #6 x 5/8" Phillips pan-head sheet metal screws.



Thresholds & Weatherstripping

REPLACEMENT INSERTS

Vinyl - Grey

List Price (Per Foot)

434S, 435S, 477S, 478S, 481S, 516S, 520S, 532S, 541S, 552S, 560S,	
565S, 575S, 580S, 599S, 771S, 837S, 860S.....	1.14
756S, 770S, 884S.....	1.61
774S, 777S, 778S, 779S, 780S, 782S, 783S.....	1.88
881S, 885S, 890S, 891S, 896S.....	1.14

Vinyl - Black

Black inserts are supplied standard with DBA aluminum extrusions. Must specify on order for black replacement gaskets.

434S, 435S, 477S, 478S, 481S, 516S, 520S, 532S, 541S, 552S, 560S,	
565S, 575S, 580S, 599S, 771S, 837S, 860S.....	1.14
881S, 885S, 890S, 891S, 896S.....	1.01

Silicone - Grey

434S, 435S, 477S, 478S, 481S, 516S, 517S, 518S, 520S, 532S, 541S, 552S, 560S,	
565S, 575S, 580S, 599S, 771S, 837S, 860S.....	3.36
730S, 740S.....	6.65
750S.....	1.88
875S.....	2.15
881S, 885S, 890S, 891S, 896S.....	2.28

Silicone - Black

Black inserts are supplied standard with DBA aluminum extrusions. Must specify on order for black replacement gaskets.

434S, 435S, 477S, 478S, 481S, 516S, 517S, 520S, 532S, 541S, 552S, 560S,	
565S, 570S, 575S, 580S, 599S, 771S, 837S, 860S.....	3.29
881S, 885S, 890S, 891S, 896S.....	2.28

Neoprene - Black

434S, 435S, 477S, 478S, 481S, 516S, 520S, 532S, 541S, 552S, 560S,	
565S, 575S, 580S, 599S, 771S, 837S, 860S.....	3.02
730S, 740S, 864S, 870S, 872S*, 873S, 878S, 880S, 892S.....	1.88
743S, 747S, 861S.....	3.56
754S, 774S, 777S, 778S, 779S, 780S, 782S.....	1.88
750S, 753S, 785S, 862S, 863S.....	2.02
858S, 866S.....	5.11
871S, 874S, 875S.....	2.02
881S, 885S, 890S, 891S, 896S.....	1.41

Neoprene - Grey

872S.....	6.91
-----------	------

Pile - Grey

434S, 435S, 477S, 478S, 516S, 520S, 532S, 541S, 552S, 560S, 565S,	
575S, 580S, 599S, 728S, 771S, 789S, 837S, 845S, 847S.....	1.27

Nylon Brush - Black

770S, 800S, 802S, 882S, 883S.....	3.96
801S, 803S, 806S, 808S.....	7.53



FABRICATION OPTIONS

	Add to List Price
Bevel One Edge of Threshold.....	\$ 7.80 /ft
Rip One Edge (Width) of Threshold.....	7.80 /ft
L-Notch Both Ends of Threshold.....	14.85 /ea
L-Notch setup charge on less than 100 pieces.....	64.51
U-Notch Both Ends of Threshold.....	29.49 /ea
U-Notch setup charge on less than 100 pieces.....	106.18
Cast Abrasive Notching.....	POA
Tack Weld One Line of Threshold.....	POA
Pan for Water Return Threshold.....	1.41 /ft
End Caps for Automatic Door Bottoms (Mortised Models).....	DBA 10.21 /2 Caps
.....	GLD 10.21 /2 Caps
Lead Lining (Automatic Door Bottoms) - Up to 48".....	171.76

FINISH OPTIONS

	Add to List Price
Clear Anodized (CLR).....	Price on Application
Black Anodized (BLA).....	Price on Application
White Paint (WHP).....	Price on Application

SURE-STEP

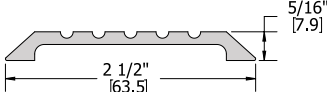
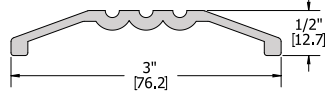
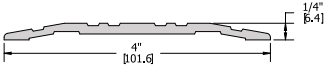
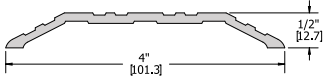
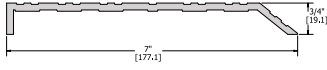
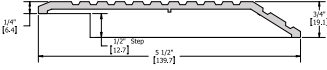
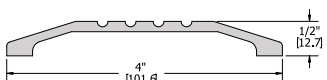
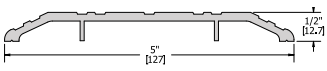
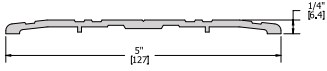
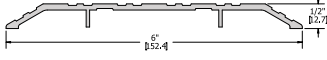
	Add to List Price
Up to 4" Width.....	29.84 /ft
Up to 5" Width.....	37.30 /ft
Up to 6" Width.....	44.62 /ft
Up to 7" Width.....	52.21 /ft
Up to 8" Width.....	59.61 /ft

CANCELLATION NOTIFICATION

Cancellation for made-to-order items must be communicated within 48 hours of order placement.

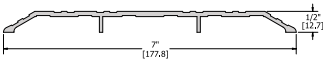
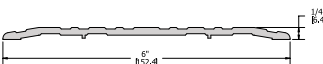


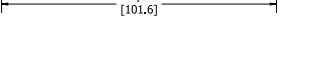
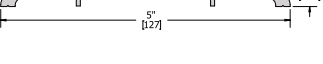
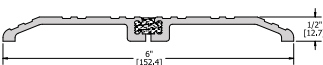
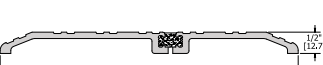




Thresholds & Weatherstripping

Description	Size	Finish	Without Insert	With Insert					Comparison Numbers		
				B	N	S	V	W	NGP	Pemko	ANSI
 <p>401S Threshold - Saddle 2-1/2" x 5/16"</p>		MIL	10.13								
		DBA	13.98					211	166	J32130	
		BLA	14.68								
 <p>402S Threshold - Saddle 3" x 1/2"</p>		MIL	10.48								
		DBA	14.26						169	J32100	
		BLA	14.97								
 <p>403S Threshold - Saddle 4" x 1/4"</p>		MIL	10.28								
		DBA	17.34					413	270	J32130	
		BLA	18.20								
 <p>404S Threshold - Saddle 4" x 1/2"</p>		MIL	11.74								
		DBA	17.19					424E 412SS	170	J32130	
		BLA	18.05								
 <p>406S Threshold - Half Saddle 7" x 3/4"</p>		MIL	33.97								
		DBA	36.55					458	1877	J33100	
		BLA	38.37								
 <p>407S Threshold - Half Saddle 1/2" Step 5-1/2" x 3/4"</p>		MIL	19.71								
		DBA	30.40					655	157	J33180	
		BLA	31.92								
 <p>410S Threshold - Saddle 4" x 1/2"</p>		MIL	11.95								
		DBA	17.19					424	170		
		BLA	18.05								
 <p>412S Threshold - Saddle 5" x 1/2"</p>		MIL	16.49								
		DBA	24.10					425	171	J32130	
		BLA	25.31								
 <p>413S Threshold - Saddle 5" x 1/4"</p>		MIL	15.74								
		DBA	23.80					513	271	J32130	
		BLA	24.99								
 <p>415S Threshold - Saddle 6" x 1/2"</p>		32D	205.87								
		MIL	19.43								
		DBA	26.90					426	172	J32130	
		BLA	28.25								



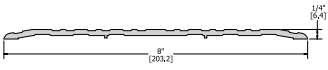
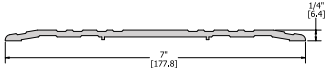
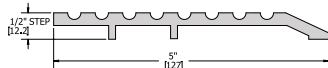
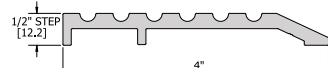
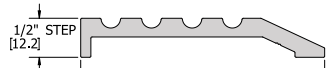
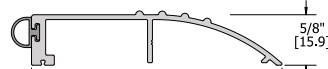
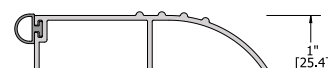

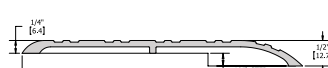
Thresholds & Weatherstripping

Description	Size	Finish	Without Insert	With Insert					Comparison Numbers			
				B	N	S	V	W	NGP	Pemko	ANSI	
 416S Threshold - Saddle 7" x 1/2"		MIL	25.58									
		DBA	33.33						428	176	J32130	
		BLA	35.00									
 417S Threshold - Saddle 6" x 1/4"		MIL	19.73									
		DBA	27.06						613	272	J32130	
		BLA	28.41									
 418S Threshold - Saddle 3" x 1/4"		MIL	10.76									
		DBA	14.39						411	151	J32330	
		BLA	15.11									
 420S Threshold - Saddle Thermal Barrier 4" x 1/2"		MIL	22.02									
		DBA	28.52						8424	252X2FG	J32193	
		BLA	29.94									
 421S Threshold - Saddle Thermal Barrier 5" x 1/2"		MIL	24.67									
		DBA	32.01						8425	252X3FG	J32193	
		BLA	33.61									
 422S Threshold - Saddle Thermal Barrier 6" x 1/2"		MIL	27.74									
		DBA	36.13						8426	253X3FG	J32193	
		BLA	37.94									
 423S Threshold - Saddle Thermal Barrier 7" x 1/2"		MIL	30.26									
		DBA	39.62						8427	253X4FG	J32193	
		BLA	41.61									
 424S Threshold - Saddle Thermal Barrier 8" x 1/2"		MIL	31.73									
		DBA	42.56						8428	254X4FG	J32193	
		BLA	44.68									
 426S Threshold - Saddle 8" x 1/2"		MIL	31.58									
		DBA	42.14						428E	2548	J32130	
		BLA	44.25									
 427S Threshold - Saddle Heavy Duty 5" x 1/2"		MIL	41.86									
		DBA	55.07						425HD	1715	J32130	
		BLA	57.82									

Price Code: POA - Price on Application
 Insert Codes: V - Vinyl; N - Neoprene, EDPM, or TPE; S - Silicone; W - Pile; B - Nylon Brush; F - Vinyl Fin
 Finish Codes: MIL - Mill Finished Aluminum; DBA - Dark Bronze Anodized; MIB - Mill Finished Bronze;
 32D - Matte Stainless Steel; CLR - Clear Anodized; CAL - Cast Aluminum

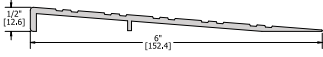
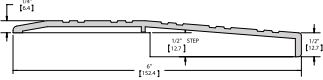
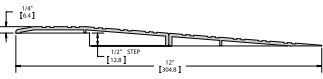
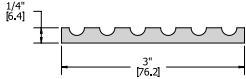
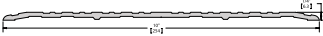
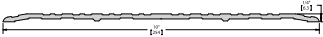
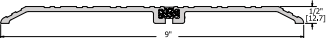
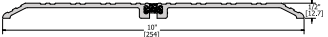
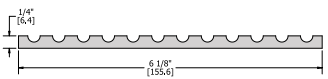


Thresholds & Weatherstripping

Description	Size	Finish	Without Insert	With Insert					Comparison Numbers		
				B	N	S	V	W	NGP	Pemko	ANSI
 428S Threshold - Saddle 8" x 1/4"		MIL	29.70								
		DBA	39.21								
		BLA	41.17					813	2748	J32130	
 430S Threshold - Saddle 7" x 1/4"		MIL	25.44								
		DBA	32.92								
		BLA	34.56					713	276	J32130	
 431S Threshold - Half Saddle 5" x 1/2"		MIL	29.84								
		DBA	40.81								
		BLA	42.85					325	229	J33130	
 432S Threshold - Half Saddle 4" x 1/2"		MIL	26.27								
		DBA	37.04								
		BLA	38.90					324	227	J33130	
 433S Threshold - Half Saddle 3" x 1/2"		MIL	11.74								
		DBA	15.31								
		BLA	16.07					322	168	J33130	
 434S Threshold - Bumper Vinyl insert unless specified 3-1/8" x 5/8"		MIL		11.74	11.74	9.02	9.02				
		DBA		15.03	15.03	11.18	11.18				
		BLA		15.78	15.78	11.74	11.74		205	J30100	
 435S Threshold - Bumper Vinyl insert unless specified 3-1/8" x 1"		MIL		14.11	14.11	10.62					
		DBA		17.96	17.96	13.42					
		BLA		18.86	18.86	14.09			2051	J30100	
 436S Threshold - Saddle 2-1/4" x 3/16"		MIL	7.69								
		DBA	11.33								
		BLA	11.89					410	173	J32330	
 438S Threshold - Half Saddle 1/4" Step 5-1/2" x 1/2"		MIL	\$19.29								
		DBA	\$28.52								
		BLA	\$29.94					653	158	J32330	

1. U/M is feet unless otherwise noted.

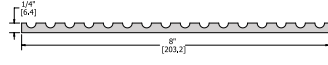
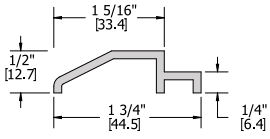
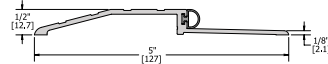
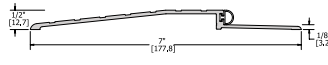
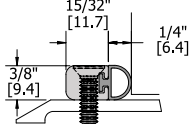
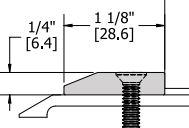
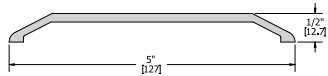
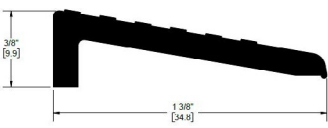

Thresholds & Weatherstripping

Description	Size	Finish	Without Insert	With Insert					Comparison Numbers			
				B	N	S	V	W	NGP	Pemko	ANSI	
 442S Threshold - Barrier Free Ramp 1/2" Rise 6" x 1/2"		MIL	\$18.24									
		DBA	\$24.39						657	259	J38130	
		BLA	\$25.61									
 443S Threshold - Barrier Free Ramp 1/4" Rise 6" x 3/4"		MIL	\$20.76									
		DBA	\$27.47								257	J30180
		BLA	\$28.84									
 444S Threshold - Barrier Free Ramp 3/4" Rise 12" x 3/4"		MIL	\$43.33									
		DBA	\$53.19						R050	257X259	J38183	
		BLA	\$55.84									
 445S Threshold - Floor Plate 3" x 1/4"		MIL	\$15.86									
		DBA	\$21.59						8143	191	J37100	
		BLA	\$22.67									
 448S Threshold - Saddle 10" x 1/4"		MIL	\$39.48									
		DBA	\$51.08						1013	2750	J37100	
		BLA	\$53.64									
 450S Threshold - Floor Plate 4" x 1/4"		MIL	\$21.46									
		DBA	\$28.24						8144	192	J37100	
		BLA	\$29.65									
 451S Threshold - Saddle Thermal Barrier 9" x 1/2"		MIL	\$38.93									
		DBA	\$49.75						8429	254X5FG	J32193	
		BLA	\$52.24									
 452S Threshold - Saddle Thermal Barrier 10" x 1/2"		MIL	\$43.06									
		DBA	\$54.52						8430	255X5FG	J32193	
		BLA	\$57.24									
 460S Threshold - Floor Plate 6-1/8" x 1/4"		MIL	\$30.54									
		DBA	\$40.67						8146	193	J37100	
		BLA	\$42.71									

Price Code: POA - Price on Application
 Insert Codes: V - Vinyl; N - Neoprene, EDPM, or TPE; S - Silicone; W - Pile; B - Nylon Brush; F - Vinyl Fin
 Finish Codes: MIL - Mill Finished Aluminum; DBA - Dark Bronze Anodized; MIB - Mill Finished Bronze;
 32D - Matte Stainless Steel; CLR - Clear Anodized; CAL - Cast Aluminum

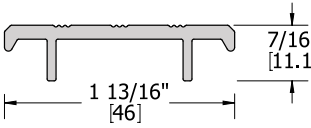
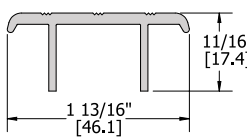
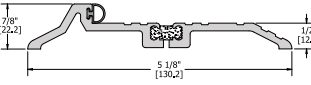
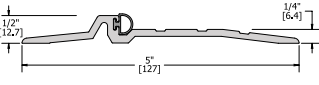
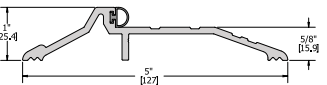
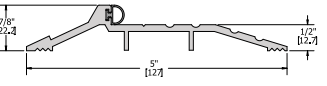
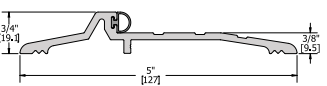
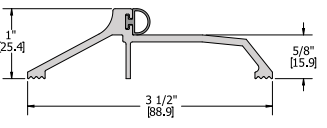
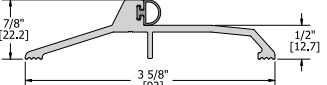


Thresholds & Weatherstripping

Description	Size	Finish	Without Insert	With Insert					Comparison Numbers		
				B	N	S	V	W	NGP	Pemko	ANSI
 465S Threshold - Floor Plate 8" x 1/4"		MIL	\$39.83								
		DBA	\$55.35								
		BLA	\$58.12						8148	228	J37100
 470S Threshold Plate Support 1-3/4" x 1/2"		MIL	\$7.99								
		DBA	\$11.39								
		BLA	\$11.95						8140	195	
 477S Threshold - Bumper 5" x 1/2"		MIL		18.10	18.93	17.06	17.06				
		DBA		23.69	25.30	22.64	22.64				
		BLA		24.88	26.57	23.77	23.77	950	2001	J32100	
 478S Threshold - Bumper 7" x 1/2"		MIL		26.77	27.88	25.44	25.44				
		DBA		35.08	36.13	33.61	33.61				
		BLA		36.83	37.94	35.29	35.29			J30100	
 481S Threshold Bumper Strip 23/32" x 3/8"		MIL		9.32	9.83	8.43	8.43				
		DBA		12.12	12.79	10.87	10.87				
		BLA		12.73	13.43	11.41	11.41	2	184		
 484S Threshold Bumper Strip 1-1/8" x 1/4"		MIL	8.13								
		DBA	12.12								
		BLA	\$12.73						8136	196	
 492S Threshold - Saddle 5" x 1/2"		MIL	19.89								
		DBA	24.84								
		BLA	26.08							154	J32330
 503S Threshold - Carpet Edge 1-3/8" x 3/8"		MIL	12.23								
		DBA	15.86								
		BLA	16.65						416	2134	J32180
 504S Threshold - Carpet Edge 2-1/2" x 3/8"		MIL	9.54								
		DBA	15.08								
		BLA	15.84						417	174	J32183

1. U/M is feet unless otherwise noted.

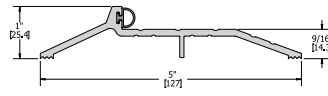
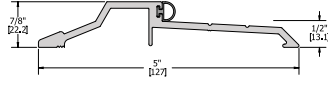
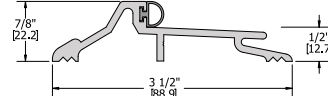
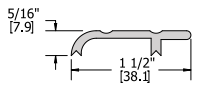
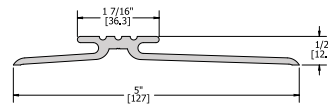
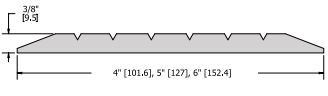
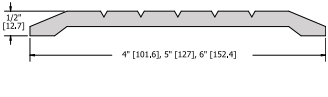
Thresholds & Weatherstripping

Description	Size	Finish	Without Insert	With Insert					Comparison Numbers		
				B	N	S	V	W	NGP	Pemko	ANSI
 <p>505S Threshold - Carpet Divider 1-13/16" x 7/16"</p>	1-13/16" [46]	MIL	8.25								
		DBA	11.04								
		BLA	11.60					414	236	J32113	
 <p>508S Threshold - Carpet Divider 1-13/16" x 11/16"</p>	1-13/16" [46.1]	MIL	8.66								
		DBA	11.33								
		BLA	11.89					414	236	J32140	
 <p>516S Threshold - Panic Thermal Barrier 5-1/8" x 7/8"</p>	5-1/8" [130.2]	MIL		27.60	27.60	26.27	26.27				
		DBA		36.69	36.69	34.25	34.25				
		BLA		38.53	38.53	35.96	35.96	8435	253X226FG	J36190	
 <p>520S Threshold - Panic 5" x 1/2"</p>	5" [127]	MIL		18.47	18.47	17.07	17.07				
		DBA		23.95	23.95	22.10	22.10				
		BLA		25.14	25.14	23.20	23.20	896	2005	J36130	
 <p>532S Threshold - Panic 5" x 1"</p>	5" [127]	MIL		21.46	21.46	19.84	19.84				
		DBA		28.52	28.52	26.42	26.42				
		BLA		29.94	29.94	27.74	27.74	803	181	J36100	
 <p>541S Threshold - Panic 5" x 7/8"</p>	5" [127]	MIL		21.04	21.04	19.57	19.57				
		DBA		28.37	28.37	27.74	27.74				
		BLA		29.79	29.79	29.12	29.12	804	177	J36100	
 <p>552S Threshold - Panic 5" x 3/4"</p>	5" [127]	MIL		20.76	20.76	19.71	19.71				
		DBA		27.47	27.47	26.42	26.42				
		BLA		28.84	28.84	27.74	27.74	890	179	J36100	
 <p>560S Threshold - Panic 3-1/2" x 1"</p>	3-1/2" [88.9]	MIL		18.10	18.10	16.91	16.91				
		DBA		25.30	25.30	23.69	23.69				
		BLA		26.57	26.57	24.88	24.88	891	185	J36300	
 <p>565S Threshold - Panic 3-5/8" x 7/8"</p>	3-5/8" [92]	MIL		18.52	18.52	17.20	17.20				
		DBA		25.08	25.08	24.25	24.25				
		BLA		26.34	26.34	25.47	25.47		1855	J36300	

Price Code: POA - Price on Application
 Insert Codes: V - Vinyl; N - Neoprene, EDPM, or TPE; S - Silicone; W - Pile; B - Nylon Brush; F - Vinyl Fin
 Finish Codes: MIL - Mill Finished Aluminum; DBA - Dark Bronze Anodized; MIB - Mill Finished Bronze;
 32D - Matte Stainless Steel; CLR - Clear Anodized; CAL - Cast Aluminum

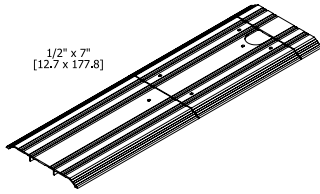


Thresholds & Weatherstripping

Description	Size	Finish	Without Insert	With Insert					Comparison Numbers		
				B	N	S	V	W	NGP	Pemko	ANSI
 575S Threshold - Panic 5" x 1"		MIL		21.17	21.17	19.99	19.99				
		DBA		28.65	28.65	26.90	26.90		181	J36100	
		BLA		30.08	30.08	28.25	28.25				
 580S Threshold - Panic 5" x 7/8"		MIL		24.67	24.67	23.69	23.69				
		DBA		32.15	32.15	30.67	30.67	897	277	J36100	
		BLA		33.75	33.75	32.20	32.20				
 599S Threshold - Panic 3-1/2" x 7/8"		MIL		17.28	20.40	19.57	19.57				
		DBA		27.19	27.19	28.93	28.93		159	J36300	
		BLA		28.54	28.54	30.38	30.38				
 600S Threshold - Interlock Cap 1-1/2" x 5/16"		MIL	8.25								
		DBA	9.15						101	J34170	
		BLA	9.61								
 604S Threshold - Interlock 5" x 1/2" *701S Interlocking Hook provided		MIL	20.27								
		DBA	25.30						114	J34170	
		BLA	26.57								
 626S Threshold - Saddle Cast Abrasive Aluminum 8' Max Length	4" x 3/8"	CAL	141.52								
	5" x 3/8"	CAL	169.83								
	6" x 3/8"	CAL	197.98								
 627S Threshold - Saddle Cast Abrasive Aluminum 8' Max Length	4" x 1/2"	CAL	141.52					4425		J32230	
	5" x 1/2"	CAL	170.10								
	6" x 1/2"	CAL	197.98								

Thresholds & Weatherstripping

Description	Size	Finish	Without Insert	With Insert					Comparison Numbers		
				B	N	S	V	W	NGP	Pemko	ANSI



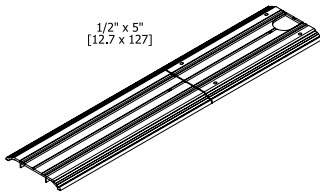
651S
Threshold - Saddle
for floor closers center
hung without mitered
end

Up to 36"	MIL	202.38
	DBA	282.03
	BLA	296.13

Threshold - Saddle
for floor closers center
hung without mitered
end

Up to 72"	MIL	403.46
	DBA	451.47
	BLA	474.05
Over 72" (per inch)	MIL	2.52
	DBA	2.93
	BLA	3.08

Type 1 Type 11 J39130



652S
Threshold - Saddle
for floor closers center
hung without mitered
end

Up to 36"	MIL	162.21
	DBA	181.01
	BLA	190.06

Up to 72"	MIL	330.22
	DBA	368.59
	BLA	387.02
Over 72" (per inch)	MIL	2.52
	DBA	2.93
	BLA	3.08

Type 1 Type 11 J39130

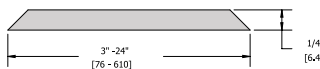


676s
Cover Plate
8' Max. Length
1/8" Height

MIL	10.48
-----	-------

818 18/1A J17300

Charges: length X per foot charge X width in inches (3" min.)
Example: 6 (ft. length) x 10.08 (ft. list) x 6 (in. width)

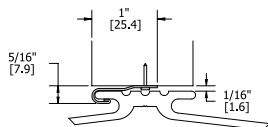


677s
Cover Plate
8' Max. Length
1/4" Height

MIL	16.78
-----	-------

814 14/1A J17300

Charges: length X per foot charge X width in inches (3" min.)
Example: 6 (ft. length) x 16.13 (ft. list) x 6 (in. width)



701S
Weatherstrip
Interlock "J" Hook

MIL	5.17
DBA	
BLA	

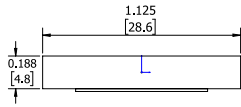
80 61 ROY016

Price Code:
Insert Codes:
Finish Codes:

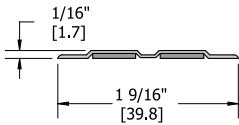
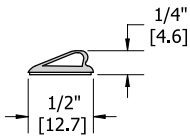
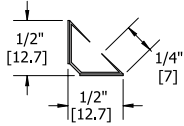
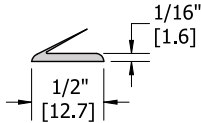
POA - Price on Application
V - Vinyl; N - Neoprene, EDPM, or TPE; S - Silicone; W - Pile; B - Nylon Brush; F - Vinyl Fin
MIL - Mill Finished Aluminum; DBA - Dark Bronze Anodized; MIB - Mill Finished Bronze;
32D - Matte Stainless Steel; CLR - Clear Anodized; CAL - Cast Aluminum



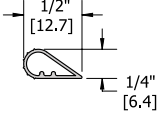
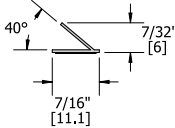
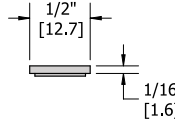
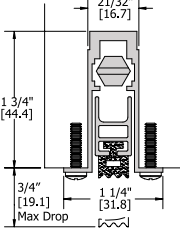
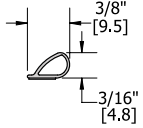
Thresholds & Weatherstripping



Description	Size	Finish	Without Insert	With Insert					Comparison Numbers			
				B	N	S	V	W	NGP	Pemko	ANSI	
710S Press-On Mullion Smoke Seal - Sponge Neoprene		MIL										
		DBA										
		BLA	33.54						5100	5110	ROC004	
Note: Available in 120" rolls only												
	3' X 7'	Brown	93.93									
	4' X 7'		99.38									
720 Press-on Weatherstrip Edge Sealing System & Smoke Seal Intumescent material	4' X 8'	Charcoal	108.89									
	6' X 7'		108.89						9850	HSS2000XS44	ROW154	
	7' X 7'	White	113.50									
	6' X 8'		118.67									
	8' X 8'		128.17									
	7'	Brown	20.48									
	8'	Gray	23.48									
	9'	Charcoal	26.34									
721 Press-on Weatherstrip Smoke Seal TPE	3' X 7'		49.83									
	4' X 7'	White	52.70						5020		ROW154	
	4' X 8'		58.64									
	6' X 7'		58.64									
	7' X 7'		61.51									
	3' X 7'	Charcoal	94.76									
	4' X 7'	Brown	100.36									
722 Press- On Weatherstrip Edge Sealing System & Smoke Seal Intumescent material	4' X 8'		111.61									
	6' X 7'		111.61						9850	HSS2000XS44	ROW154	
	7' X 7'		117.06									
	6' X 8'		122.72									
	8' X 8'		133.91									
	7'	Charcoal	56.05									
	8'	Brown	63.95									
724 Press-on Weatherstrip Edge Sealing System Intumescent material	9'		71.99									
	3' X 7'		135.93						9500		ROW156	
	4' X 8'		159.97									



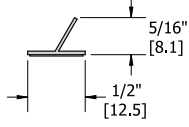
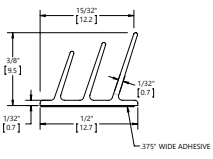
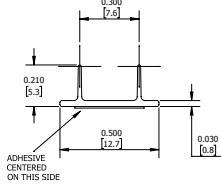
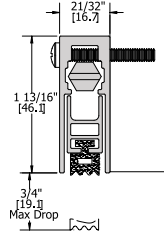
Thresholds & Weatherstripping

Description	Size	Finish	Without Insert		With Insert					Comparison Numbers		
			B	N	S	V	W	NGP	Pemko	ANSI		
 726 Press-on Weatherstrip Smoke Seal	17'	Brown			37.04							
	18'	Charcoal			40.35							
	19'	Tan			41.91							
	20'	White			43.62							
	21'				47.09				5050	S88	ROE154	
	22'				49.38							
	25'				56.03							
	260'				553.21							
520'				1,106.44								
 728 Press-on Weatherstrip TPE	17'	Charcoal			36.30							
	20'				42.50							
	21'				44.35							
	25'				52.86				5040	S44	RO0154	
	260'				500.59							
	520'				1,000.14							
 729 Press-on Weatherstrip Edge Sealing System Intumescent material	17'	Brown	\$49.52									
	19'	Charcoal	\$55.14									
	21'		\$61.06					9800	HSS2000	ROW156		
	25'	White	\$72.67									
	150'		\$427.03									
 730 Automatic Door Bottom Mortise Application End Caps Furnished (max. drop 3/4)	12" to 23"	MIL			138.23	156.42						
	24" to 36"	MIL			90.93	109.11		225	411	R3Y326		
	37" to 48"	MIL			121.23	145.48						
	49" to 60"	MIL			151.54	181.84						
 736 Press-on Weatherstrip Smoke Seal	17'	Charcoal			35.15							
	18'	White			38.02							
	19'				39.77							
	20'				41.52							
	21'				44.38				2525	PK33	ROE154	
	22'				46.40							
	25'				52.70							
	260'				520.04							
520'				1040.21								

Price Code: POA - Price on Application
 Insert Codes: V - Vinyl; N - Neoprene, EDPM, or TPE; S - Silicone; W - Pile; B - Nylon Brush; F - Vinyl Fin
 Finish Codes: MIL - Mill Finished Aluminum; DBA - Dark Bronze Anodized; MIB - Mill Finished Bronze;
 32D - Matte Stainless Steel; CLR - Clear Anodized; CAL - Cast Aluminum

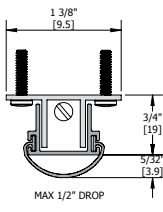
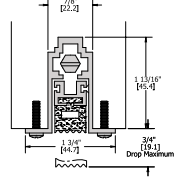
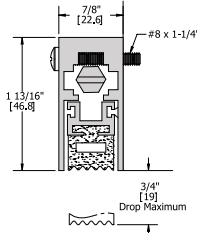
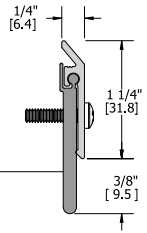
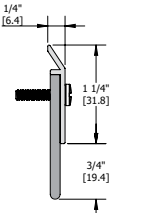
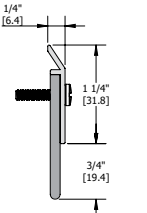
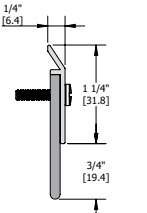


Thresholds & Weatherstripping

Description	Size	Finish	Without Insert	With Insert					Comparison Numbers		
				B	N	S	V	W	NGP	Pemko	ANSI
 737 Press-on Weatherstrip Smoke Seal	17'	Charcoal			39.34						
	18'				41.65						
	19'				43.96						
	20'				46.27						
	21'				48.30			5060	S77	ROE154	
	22'				50.53						
	25'				57.30						
	520'				488.94						
 738 Press-on Weatherstrip Smoke Seal	17'	Charcoal			45.78						
	18'				49.69						
	20'				54.30			5075	S773	ROE154	
	21'				58.07						
	22'				60.80						
 739 Press-on Weatherstrip Smoke Seal	17'	Brown			59.97						
	18'	Clear			63.52						
	19'				67.02						
	20'				70.58			5070	S772	ROE154	
	21'				74.08						
	22'				77.65						
 740S Automatic Door Bottom - Surface Applied End Caps Furnished (max. drop 3/4")	12" to 23"	CLR		141.17	159.35						
	12" to 23"	DBA		155.15	173.33						
		BLA		162.90	181.99						
		CLR		96.10	113.92						
	24" to 36"	DBA		109.72	128.24						
		BLA		115.21	134.65						
		CLR		127.90	152.01			222	4131	R3Y336	
	37" to 48"	DBA		146.20	171.23						
		BLA		153.51	179.79						
		CLR		160.18	189.96						
	49" to 60"	DBA		182.76	214.21						
		BLA		191.90	224.92						
CLR											



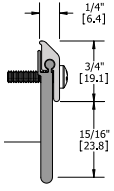
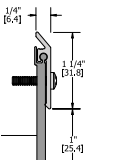
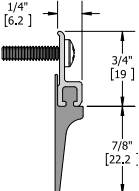
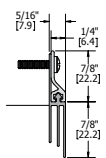
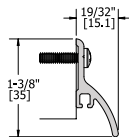
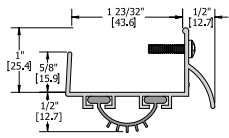
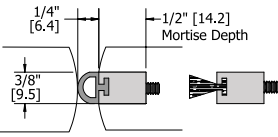
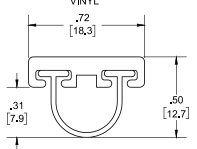
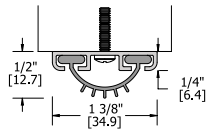
Thresholds & Weatherstripping

Description	Size	Finish	Without Insert	With Insert					Comparison Numbers			
				B	N	S	V	W	NGP	Pemko	ANSI	
 <p>742S Automatic Door Bottom - Hollow Metal Door Application (max. drop 1/2")</p>	24" to 36"	MIL					76.18					
	37" to 48"	MIL					101.34		320	420		
	49" to 60"	MIL					133.48					
 <p>743S Automatic Door Bottom Mortise Application End Caps Furnished (max drop 3/4")</p>	12" to 23"	MIL					183.10					
	24" to 36"	MIL					138.38		422	434	R3C326	
	37" to 48"	MIL					184.51					
	49" to 60"	MIL					230.63					
 <p>747s Automatic Heavy Duty Door Bottom - Surface Applied End Caps Furnished in Listed Furnishes (max. drop 3/4")</p>	12" to 23"	DBA					211.06					
		BLA					221.61					
		CLR					194.29					
		CLR					148.87					
 <p>750S Door Bottom - Sweep</p>	24" to 36"	DBA					165.63					
		BLA					173.91					
		CLR					198.48		420	4301	R3C336	
	37" to 48"	DBA					220.84					
 <p>752S Door Bottom - Sweep</p>	49" to 60"	DBA					276.06					
		BLA					289.86					
		MIL					7.02	10.43				
		DBA					9.16	12.79				
 <p>752S Door Bottom - Sweep</p>		BLA					9.62	13.43				
		32D					42.43	47.09		200	315	ROY436
		CLR						8.87				
 <p>752S Door Bottom - Sweep</p>		DBA					10.71					
		BLA					11.25			102V		R3D436

Price Code: POA - Price on Application
 Insert Codes: V - Vinyl; N - Neoprene, EDPM, or TPE; S - Silicone; W - Pile; B - Nylon Brush; F - Vinyl Fin
 Finish Codes: MIL - Mill Finished Aluminum; DBA - Dark Bronze Anodized; MIB - Mill Finished Bronze;
 32D - Matte Stainless Steel; CLR - Clear Anodized; CAL - Cast Aluminum

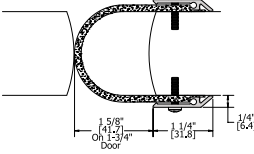
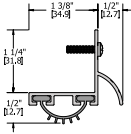
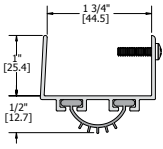
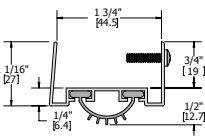
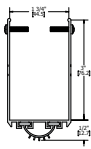
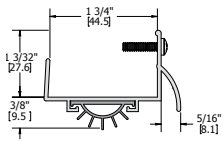
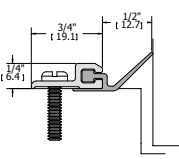
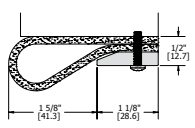
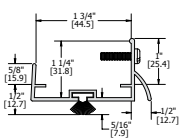


Thresholds & Weatherstripping

Description	Size	Finish	Without Insert	With Insert					Comparison Numbers		
				B	N	S	V	W	NGP	Pemko	ANSI
 753S Door Bottom - Sweep		MIL		9.86							
		DBA		11.33							
		BLA		11.89					114	3151	R3B436
 754S Door Bottom - Sweep		MIL		9.99							
		DBA		13.06							
		BLA		13.72					197	3151	R3B436
 756S Door Bottom - Sweep or Astragal* *Order 2 for a set		MIL					4.65				
		DBA					6.44				
		BLA					6.76	97	307	R3D434	
 759S Door Bottom - Sweep		MIL					6.50				
		DBA					7.69				
		BLA					8.07	96	57	R3D436	
 770S Door Bottom - Sweep w/ Rain Drip		MIL	4.21	10.13			6.73				
		DBA	7.47	12.42			8.87	17			
		BLA	7.84	13.04			9.31	101 C627	345	R3Y534	
 778S Door Bottom - Shoe w/ Rain Drip		MIL			9.02		7.55				
		DBA			11.60		9.71				
		BLA			12.18		10.20	319E	215	R3D536	
 771S Astragal		MIL		15.16	15.70	14.53	13.98				
		DBA		16.63	17.17	15.86	17.83				
		BLA		17.46	18.03	16.65	18.72	143	300	R3Y725	
 772S Door Bottom - Shoe or Astragal		MIL			9.43		9.30				
		DBA			11.60		11.33				
		BLA			12.18		11.89	116	313	R3Y726	
 774S Door Bottom - Shoe or Astragal		MIL			6.22		5.17				
		DBA			8.11		6.64				
		BLA			8.52		6.97	112	234	R3Y725	



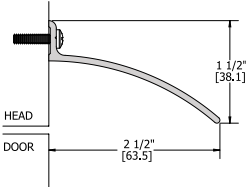
Thresholds & Weatherstripping

Description	Size	Finish	Without Insert	With Insert					Comparison Numbers		
				B	N	S	V	W	NGP	Pemko	ANSI
 <p>776S Door Bottom - Shoe or Astragal 1-3/4" Door</p>		MIL		17.46							
		DBA		20.76							
		BLA		21.80					14RA		R3C735
 <p>777S Door Bottom - Shoe w/ Rain Drip</p>		MIL		9.02	7.55						
		DBA		11.60	9.71						
		BLA		12.18	10.20			318	210	R3D536	
 <p>779S Door Bottom - Shoe</p>		MIL		9.02	7.55						
		DBA		11.60	9.71						
		BLA		12.18	10.20			36	217	R3D436	
 <p>780S Door Bottom - Shoe</p>		MIL		10.90	9.15						
		DBA		14.11	11.74						
		BLA		14.82	12.33			35	222	R3D436	
 <p>782S Door Bottom - Shoe</p>		MIL		24.11	19.84						
		DBA		31.03	25.85						
		BLA		32.59	27.15			99	221	R3D436	
 <p>783S Door Bottom - Shoe w/ Rain Drip Low Profile</p>		MIL			7.49						
		DBA			10.57						
		BLA			11.09			319E		R3D536	
 <p>785S Jamb Weatherstrip up to 96"</p>		MIL		6.31							
		DBA		9.10							
		BLA		9.56					188		R3D164
 <p>787S Garage Weatherstrip</p>		MIL		55.18							
		DBA									
		BLA							81369	E199	R3D016
 <p>789S Door Bottom Rain Drip</p>		MIL		13.56							
		DBA		19.57							
		BLA		20.55							

Price Code: POA - Price on Application
 Insert Codes: V - Vinyl; N - Neoprene, EDPM, or TPE; S - Silicone; W - Pile; B - Nylon Brush; F - Vinyl Fin
 Finish Codes: MIL - Mill Finished Aluminum; DBA - Dark Bronze Anodized; MIB - Mill Finished Bronze;
 32D - Matte Stainless Steel; CLR - Clear Anodized; CAL - Cast Aluminum

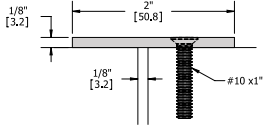
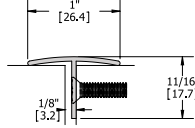
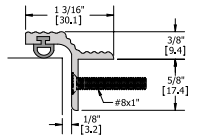
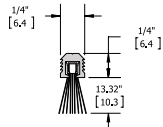
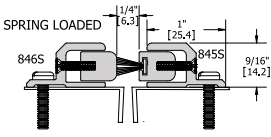
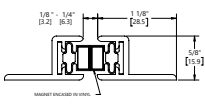
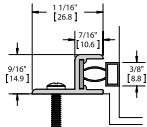


Thresholds & Weatherstripping

Description	Size	Finish	Without Insert	With Insert					Comparison Numbers		
				B	N	S	V	W	NGP	Pemko	ANSI
 800S Jamb Weatherstrip		MIL	8.11								
		DBA	11.60								
		BLA	12.18					A626A	45041	R3F164	
 801S Door Sweep or Jamb Weatherstrip or Astragal* *Order 2 for a set		MIL	9.98								
		DBA	12.94								
		BLA	13.58					D608	18100	R3D434	
 802S Door Sweep or Jamb Weatherstrip or Astragal* *Order 2 for a set		MIL	6.44								
		DBA	8.43								
		BLA	8.85					B606	18061	R3F164	
 803S Jamb Weatherstrip		MIL	10.13								
		DBA	12.10								
		BLA	12.70					D620	45100	R3F164	
 806S Door Sweep		MIL	13.42								
		DBA	19.29								
		BLA	20.26						18137	R3F436	
 808S Jamb Weatherstrip		MIL	17.83								
		DBA	24.80								
		BLA	26.04					G622	45175	R3F164	
 810S Overhead Rain Drip		MIL	7.47								
		DBA	10.13								
		BLA	10.64					16A	346	R3Y036	



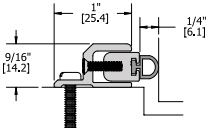
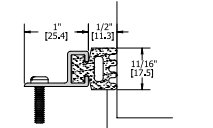
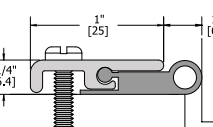
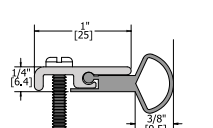
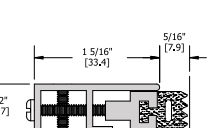
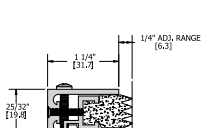
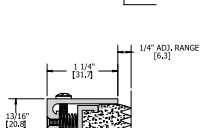
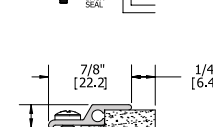
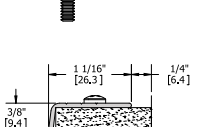
Thresholds & Weatherstripping

Description	Size	Finish	Without Insert	With Insert					Comparison Numbers		
				B	N	S	V	W	NGP	Pemko	ANSI
 <p>835S Astragal - Bar Type 10' Max length</p>		MIL	9.15								
		DBA	11.60								
		BLA	12.18					139	357	ROY363	
		GYP	9.44								
		32D	41.58								
 <p>836S Astragal T-Type</p>		MIL	7.83								
		DBA	10.48					176	359	R3Y616	
 <p>837S Astragal T-Type</p>		MIL		10.28	10.76	8.81	8.81				
		DBA		13.84	13.98	12.10	12.10				
		BLA		14.53	14.68	12.70	12.70	158	355	R3Y714	
 <p>839S Kerf-in Mortise Astragal Sweep *Brush insert</p>		MIL	6.64								
		DBA									
		BLA							5041AP	R3A425	
 <p>845S Astragal - Surface Applied Adjustable Spring Loaded w/ Pile Must also order 846 for a set.</p>		MIL					23.84				
		DBA					28.52	140P	351P		
		BLA					29.94				
<p>846S Astragal - Surface Applied Adjustable Spring Loaded Must also order 845 for a set</p>		MIL	23.20								
		DBA	27.74					140P	351P		
		BLA	29.12								
 <p>849S Adjustable Astragals Magnetic 80\" to 96\" Doors only (sold as set ONLY)</p>		MIL	59.89								
		DBA	71.92						149MA		R3L835
		BLA	\$75.51								
 <p>859S Magnetic Weatherstrip</p>		MIL	12.79								
		DBA	15.86								
		BLA	16.65					159M	2815	R3L264	

Price Code: POA - Price on Application
 Insert Codes: V - Vinyl; N - Neoprene, EDPM, or TPE; S - Silicone; W - Pile; B - Nylon Brush; F - Vinyl Fin
 Finish Codes: MIL - Mill Finished Aluminum; DBA - Dark Bronze Anodized; MIB - Mill Finished Bronze; 32D - Matte Stainless Steel; CLR - Clear Anodized; CAL - Cast Aluminum

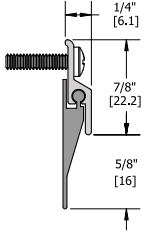
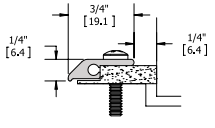
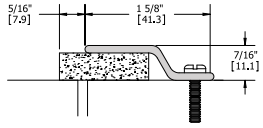
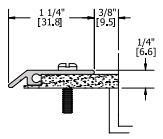
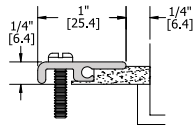
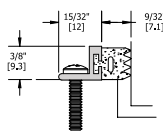
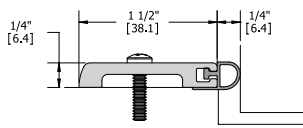
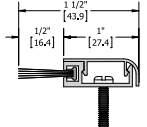


Thresholds & Weatherstripping

Description	Size	Finish	Without Insert	With Insert					Comparison Numbers		
				B	N	S	V	W	NGP	Pemko	ANSI
 8605 Jamb Weatherstrip Adjustable		MIL		23.07	23.84	22.36	22.36	106	351	R3B264	
		DBA		27.60	28.52	26.78	26.77				
		BLA		28.98	29.94	28.12	28.11				
 8615 Jamb Weatherstrip		MIL		11.60				108	285	R3C164	
		DBA		13.42							
		BLA		14.09							
 8625 Jamb Weatherstrip		MIL		9.02				137	319	R3B164	
		DBA		10.28							
		BLA		10.79							
 8635 Jamb Weatherstrip		MIL		9.99						R3B164	
		DBA		11.74							
		BLA		12.33							
 8645 Jamb Weatherstrip Adjustable		MIL		16.63				107	379	R3C164	
		DBA		20.76							
		BLA		21.80							
 8655 Jamb Weatherstrip Adjustable		MIL		22.79				103N	350	R3C264	
		DBA		26.77							
		BLA		28.11							
 8665 Jamb Weatherstrip Adjustable Spring Loaded		MIL		25.21				303N		R3C264	
		DBA		29.87							
		BLA		31.36							
 8705 Jamb Weatherstrip		MIL		\$5.60				127	120SS	305	ROC164
		DBA		\$7.19							
		BLA		\$7.55							
 8715 Jamb Weatherstrip		MIL		7.97				132N	368	R3C164	
		DBA		10.13							
		BLA		10.64							

1. U/M is feet unless otherwise noted.

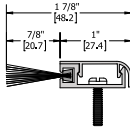
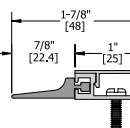
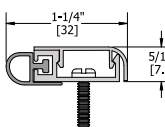
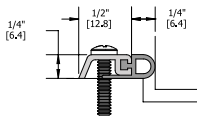
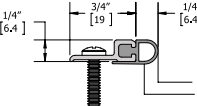
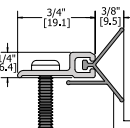
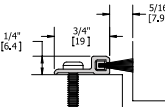
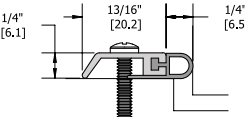
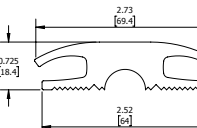
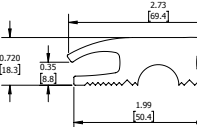
Thresholds & Weatherstripping

Description	Size	Finish	Without Insert					With Insert					Comparison Numbers		
			B	N	S	V	W	NGP	Pemko	ANSI					
 <p>Door Bottom Sweep or Astragal Order 2 for set</p>		MIL		7.97											
		DBA		9.30											
		BLA		9.76				115	305		ROB364				
 <p>Jamb Weatherstrip</p>		MIL		6.07											
		DBA		7.83											
		BLA		8.22				110	332		R3C164				
 <p>Astragal/Jamb Weatherstrip</p>		MIL		9.15											
		DBA		12.37											
		BLA		12.98				109	375		R3C164				
 <p>Jamb Weatherstrip</p>		MIL		10.31	9.71										
		DBA		9.02	12.10										
		BLA		9.47	12.70			130	315		ROY134				
 <p>Jamb Weatherstrip</p>		MIL		6.78											
		DBA		7.83											
		BLA		8.22				134	312		R3C164				
 <p>Jamb Weatherstrip</p>		MIL		6.36											
		DBA		8.53											
		BLA		8.95				165	296		R3C164				
 <p>Jamb Weatherstrip Hardware Compatible</p>		MIL		10.27	11.09	9.16	11.83								
		DBA		12.94	13.82	11.39	14.64								
		BLA		13.58	14.51	11.95	15.37	700E	290		R3Y164				
 <p>Door Sweep, Astragal or Jamb Weatherstrip with Snap Cover</p>		MIL		9.43											
		DBA		13.06											
		BLA		13.72				675	29326		R3Y164				

Price Code: POA - Price on Application
 Insert Codes: V - Vinyl; N - Neoprene, EDPM, or TPE; S - Silicone; W - Pile; B - Nylon Brush; F - Vinyl Fin
 Finish Codes: MIL - Mill Finished Aluminum; DBA - Dark Bronze Anodized; MIB - Mill Finished Bronze;
 32D - Matte Stainless Steel; CLR - Clear Anodized; CAL - Cast Aluminum

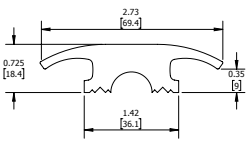
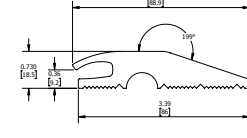
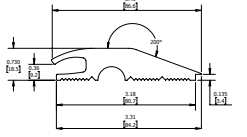
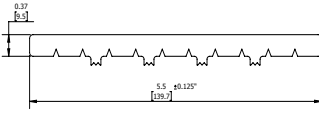
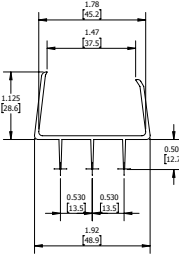
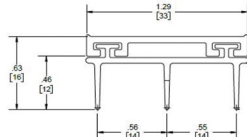
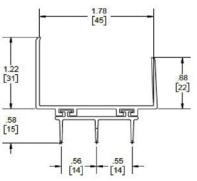


Thresholds & Weatherstripping

Description	Size	Finish	Without Insert	With Insert					Comparison Numbers			
				B	N	S	V	W	NGP	Pemko	ANSI	
 8835 Door Sweep with Snap Cover		MIL	11.18									
		DBA	14.39						678	293100	R3Y164	
		BLA	15.11									
 8845 Astragal, Door Sweep with Snap Cover		MIL					9.02					
		DBA					11.18				R3Y164	
		BLA					11.74					
 8855 Jamb Weatherstrip with Snap Cover		MIL		9.43	10.13	8.38	9.25					
		DBA		13.06	14.11	12.23	12.92		170	29310	R3Y164	
		BLA		13.72	14.82	12.84	13.56					
 8905 Jamb Weatherstrip		MIL		3.42	4.25	2.37						
		DBA		5.17	6.64	3.98			152	316	R3Y164	
		BLA		5.43	6.97	4.18						
 8915 Jamb Weatherstrip		MIL		3.62	4.50	2.51						
		DBA		5.47	7.02	4.21			160	303	R3Y164	
		BLA		5.74	7.37	4.42						
 8925 Jamb Weatherstrip Insert: Gray Neoprene		MIL		3.70								
		DBA		5.72						294	R3B164	
		BLA		6.01								
 8935 Jamb Weatherstrip		MIL					3.70					
		DBA					5.66		A605	309	3RF164	
		BLA					5.94					
 8965 Jamb Weatherstrip		MIL		3.42	4.25	\$2.37						
		DBA		5.17	6.64	\$3.98			156	297	R3Y164	
		BLA		5.43	6.97	\$4.18						
 9005 Vinyl Threshold Carpet to Carpet	36"	Black	\$53.60						401	EV232BL		
	48"	Black	\$71.35									
 901s Vinyl Threshold Carpet to Tile	36"	Black	\$56.53						402	EV2325BL		
	48"	Black	\$75.34									

1. U/M is feet unless otherwise noted.

Thresholds & Weatherstripping

Description	Size	Finish	Without Insert	With Insert					Comparison Numbers		
				B	N	S	V	W	NGP	Pemko	ANSI
 902s Vinyl Threshold Tile to Tile	36"	Black	\$53.60						407	EV2326BL	
	48"	Black	\$71.35								
 903s Vinyl Threshold Carpet	36"	Black	\$56.53						398	EV2320BL	
	48"	Black	\$75.34								
 904s Vinyl Threshold Carpet to Tile	36"	Black	\$57.45						399	EV2322BL	
	48"	Black	\$76.52								
 905s Vinyl Threshold Transition	36"	Black	\$73.10						400		
	48"	Black	\$97.64								
 906s Door Bottom - Shoe	Tripple Fin Unnotched	36"	Brown				33.97				
		48"	Brown				45.22				
	Tripple Fin Notched	36"	Brown				46.27		344	2170	
		48"	Brown				61.64				
 907s Door Bottom - Shoe	Tripple Fin Unnotched		MIL				7.83				
			DBA				9.58				
			BLA				10.06				
	Tripple Fin Notched		MIL				11.67		12T	2343UN	2343
			DBA				13.49				
			BLA				14.16				
 909S Door Bottom - Shoe	Tripple Fin Unnotched		MIL				\$12.37				
			CLR				\$13.00				
			DBA				\$15.72				
			BLA				\$16.51				
	Tripple Fin Notched		MIL				\$16.14		36ET	2173UN	2173
			CLR				\$17.61		36ETNF		
		DBA				\$19.50					
		BLA				\$20.48					

Price Code: POA - Price on Application
 Insert Codes: V - Vinyl; N - Neoprene, EDPM, or TPE; S - Silicone; W - Pile; B - Nylon Brush; F - Vinyl Fin
 Finish Codes: MIL - Mill Finished Aluminum; DBA - Dark Bronze Anodized; MIB - Mill Finished Bronze; 32D - Matte Stainless Steel; CLR - Clear Anodized; CAL - Cast Aluminum



TABLE OF CONTENTS

A		F	
Additions.....	4	Fasteners.....	4
Architectural Finish Symbols.....	3	Filler Plates	
Armor Plates.....	6-8	Filler Plate, Door Face.....	83
		Filler Plate, Flush Bolt Strike.....	84
C		Filler Plate, Door Edge.....	83-84
Chain Door Check.....	78	Filler Plate, Template Hinge Shim.....	84-85
Coat Hooks.....	92, 102-103, 125	Filler Plate, Frame Strike.....	84
Corner Guard.....	65	Filler Plate, Latch Adapter.....	84
Custom Pulls		Filler Plate, Flush Bolt.....	84
18 Degree Pull.....	116-117	Filler Plate, Frame Hinge.....	84
90 Degree Pull.....	100		
Acorn Tip Pull.....	104-105	Flush Bolts	
Colonial Pull.....	101	Automatic Flush Bolts.....	74-76
C-Shaped Pulls.....	94-99	Constant Latching Flush Bolt.....	75
Curved Shape Pulls.....	99, 105, 113-115	Dust Proof Strike.....	73
Offset Mount, Vertical Pull.....	92-93, 105, 108, 109	Automatic Flush Bolt with Fire Bolt.....	76
Offset Pulls.....	101-102, 115-116	Manual Flush Bolts.....	74
Segment Shape Pulls.....	109-112	Residential Flush Bolts.....	120-121
Square Tip Pull.....	103-104	Slide Flush Bolt.....	73
S-Shaped Pulls.....	100		
Steeple Tip Pull.....	104	H	
Straight Mount, Vertical Pulls.....	93-94, 101, 103-110, 112	Hand Rail Bracket.....	78, 125
Crating.....	3		
		K	
D		Kick Plates.....	6-8, 119
Door Coordinators			
Carry Bar.....	76	L	
Coordinator with Filler Bar.....	77	Latches	
Filler Bars.....	77	Hospital Latch, 2-3/4" Backset.....	79
Gravity Coordinator.....	77	Hospital Latch, 5" Backset.....	79
Mounting Brackets.....	77	Hospital Latch, Lead Lined.....	79
Door Edgings		Latch Conversion Kit.....	79
Mortise Type.....	57-59	Pocket Door Latch.....	82
Overlap Type.....	59-61	Privacy Pocket Door Latch.....	82-83
Surface Type.....	62-64	Latch Protectors.....	85
Door Guard.....	72, 120		
Door Knocker Viewer.....	80, 83		
Door Protection Plates.....	6-8, 119		
Door Latch (Privacy).....	72-73, 120		
Door Silencers			
Metal Door.....	78		
Wood Door.....	79		
Door Viewers.....	122-123		



Trim & Auxiliary

M	
Miscellaneous Hardware	
Closet Knobs.....	118
Closet Rod, Sockets.....	123, 125
Closet Pull Sockets.....	117-119
Concealed Edge Pull.....	21
Finger Pulls.....	117-119
Magnetic Catch.....	122
Pocket Door Edge Pulls.....	119
Shelf Brackets.....	124
Mounting Options.....	5

P	
Pulls	
Anti Vandal Trim.....	79
Back-to-Back Offset Pulls.....	20-22
Back-to-Back Straight Pulls.....	16-17
Cast Pulls.....	12-13, 19
Flush Cup Pulls.....	18-19, 22-23
Half Round.....	9
Offset Pulls.....	15-16, 22
Oval.....	13-14
Rectangular.....	9-10
Round.....	10-12, 14-16
Straight Pulls.....	9-14
Wire Drawer Pulls.....	78

Pull Plates	
Cylinder Pull.....	43
Pull Plate w/ Lip.....	43
Square Corner.....	26-34

Push Bars	
Back-to-Back.....	46
Bent.....	44-46
Flat.....	44
Round.....	45-46

Push Plates	
Beveled - Square Corner.....	38-40
Half Circle.....	43
Plastic Laminate.....	38-39
Radius Corner.....	35-36, 41
Round Bevel Top and Bottom.....	42
Rounded Corner.....	37-38
Square Corner.....	24-25

Push/Pull Sets	
Flat Bar.....	56
Round Bar.....	16-17, 19-21, 22, 46-56
Security Push/Pull Plate.....	43

R	
Recommended Application.....	3
Recommended Maintenance.....	3
Residential Trim.....	78, 81, 117-121
Roller Latch/Catches	
Adjustable Ball Catch.....	80
Drive-In Ball Catch.....	122
Roller Latch.....	80
Roller Latch with Stop.....	80
Roller Latch w/ ASA Strike.....	117
Roller Latch w/ Full Lip Strike.....	117
Roller Latch w/ Tee Strike.....	80
Three-Way Ball Catch.....	80

S	
Signage	
ADA Tactile, Plastic.....	89-91
International Symbols, Plastic.....	89
Men/Women, Metal.....	88
Men/Women, Plastic.....	86-87
Numbers, Plastic.....	86
Push/Pull, Metal.....	88
Push/Pull, Plastic.....	86-87
Restroom/Restrooms, Plastic.....	87-88

Stops and Holders	
Roller Bumper.....	71-72
Door Holder, Kickdown.....	71, 119
Floor Stops.....	66-72, 81-82, 119, 124
Heavy Duty Floor Stop.....	71
Stops With Holder.....	68-70, 81-82
Wall Stops.....	65-66, 68-70, 81-82, 120, 124
Hinge Pin Door Bumper.....	78, 120, 124
Surface Bolts.....	72-73

CRATING CHARGES

When ordered separately, orders of less than 5 armor plates (plates over 22 inches high and wide) are subject to a \$15.60 net crating charge.

ARCHITECTURAL FINISH SYMBOLS

Unless specifically noted, finishes are priced as listed by each item on the following pages.

US & HAGER	DESCRIPTION	BASE MATERIAL	PRICING INSTRUCTIONS	BHMA SYMBOL
2C	Zinc Plated Steel	Steel	As Listed	603
3	Bright Brass	Brass	As Listed	605
4	Satin Brass	Brass	As Listed	606
5	Satin Brass, Oxidized	Brass Brass/Bronze	25% Above US10B	609
9	Bright Bronze	Brass Brass/Bronze	25% Above US10	611
10	Satin Bronze	Brass Brass/Bronze	As Listed	612
10B	Antique Bronze, Oiled	Brass Brass/Bronze	As Listed	613
10R	Matte Lacquer Antique Bronze	Brass Brass/Bronze	As Listed	-
15	Satin Nickel	Brass Brass/Bronze	Price Same as US26D	619
15A	Satin Nickel Oxidized	Brass Brass/Bronze	As Listed	620
19	Flat Black Coated	Any	As Listed ¹	-
26	Bright Chromium Plated	Brass Brass/Bronze	As Listed	625
26D	Satin Chromium Plated	Brass Brass/Bronze	As Listed	626
28	Satin Anodized Aluminum	Aluminum	As Listed	628
32	Stainless Steel Metal, Bright	300 Series	As Listed	629
32D	Stainless Steel Metal, Satin	300 Series	As Listed	630
DBZ	Dark Bronze Painted	Any	As Listed	695
PC	Clear Plastic	-	As Listed	-
PK	Plastic Laminate - Black	-	As Listed	-
CO	Plastic Laminate - Chocolate	-	As Listed	-
PG	Plastic Laminate - Grey	-	As Listed	-
S1	Sprayed Aluminum	Cast Iron	As Listed	-
S2	Sprayed Brass	Cast Iron	As Listed	-
S3	Sprayed Bronze	Cast Iron	As Listed	-

1. Same as DBZ unless otherwise listed.

NOTE: For any finish not listed in this Price Book, or explained above, price and availability on request.

RECOMMENDED SPECIAL INSTRUCTIONS:

Application: All accessory item installation should be made following the application of paint or other finishes. Under no circumstances should accessory items be installed prior to painting. Paint or other finish material must be dry before applying accessory items to door. Hager recommends that a 72 hour drying time be allowed prior to application of accessory items under normal atmospheric conditions.

Maintenance: For cleaning, use only a soft damp cloth. Do not use any chemicals, abrasive cleaners, waxes, or brass cleaners on items with a lacquer coating or on plastic plates.



Trim & Auxiliary

ADDITIONS WHERE NOT LISTED

Pull, Push Plate, Pull Plate, or Kick Plate Options

Add to the list price of each unit:

Antimicrobial Powder Coat Protection (32D only)

To order use MV3 as suffix - \$20.28 list price each

Flush Back Mounting on Pull Plates

\$15.29 list each plate.

Cutouts - Standard Locations (Not available on Kick Plates)

Wrought (.050) thickness -

-Cut for 1-1/4" (CFC) Standard Cylinder, add \$20.88 each.

-Cut for 2-1/8" (CFC) Cylinder or Turn Piece, add \$20.88 each.

Other thickness plates -

-Cut for 1-1/4" (CFC) Standard Cylinder, add \$24.94 each.

-Cut for 2-1/8" (CFC) Cylinder or Turn Piece, add \$24.94 each.

Cutouts - Non-Standard Locations

Priced on application.

Lasering

For lasering standard "PUSH" or "PULL", "Men" or "Women" for stainless steel, add \$61.77 each, \$123.60 set. Not available on other push/pull materials.

Tactile Warning

Available on limited items. Add \$53.70 to list.

Accessibility Option

For Hager Special Accessibility Clearance - (2-1/2"), prefix "H". Add \$8.85 List for single pull and \$17.68 List for double pull.

Minimum Order Quantities

Less popular finishes may result in minimum order quantities and extended lead times.

FASTENERS

Illustrated below are various types of fasteners that can be furnished by Hager Companies. Please specify type of fastening desired. All types of fastening cannot be used with all items of hardware. If specified method is not possible, we reserve the right to furnish whatever type we feel is best suited for the installation. When used with tempered glass doors, specify thickness of glass and hole diameter.



Hex bolt and machine screws
(various sizes)



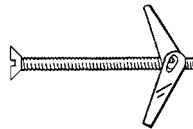
Lead anchor
(used with floor stops in masonry applications)



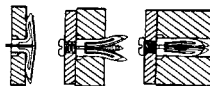
Plastic anchor and full threaded screw
(used in drywall or masonry applications)



Lag screw and shield



Toggle bolt
(ideal for drywall applications)



Plastic toggle anchor
(used with wall stops in drywall applications)



Thru-bolt and finish washer
(flat or oval head; size as required)



Spanner head machine screws
(various sizes furnished at extra charge)



Security torx head machine screws
(various sizes furnished at extra charge)

Note: Torx and Spanner screws are available for select items. Please call Customer Service for availability and price.



MOUNTINGS

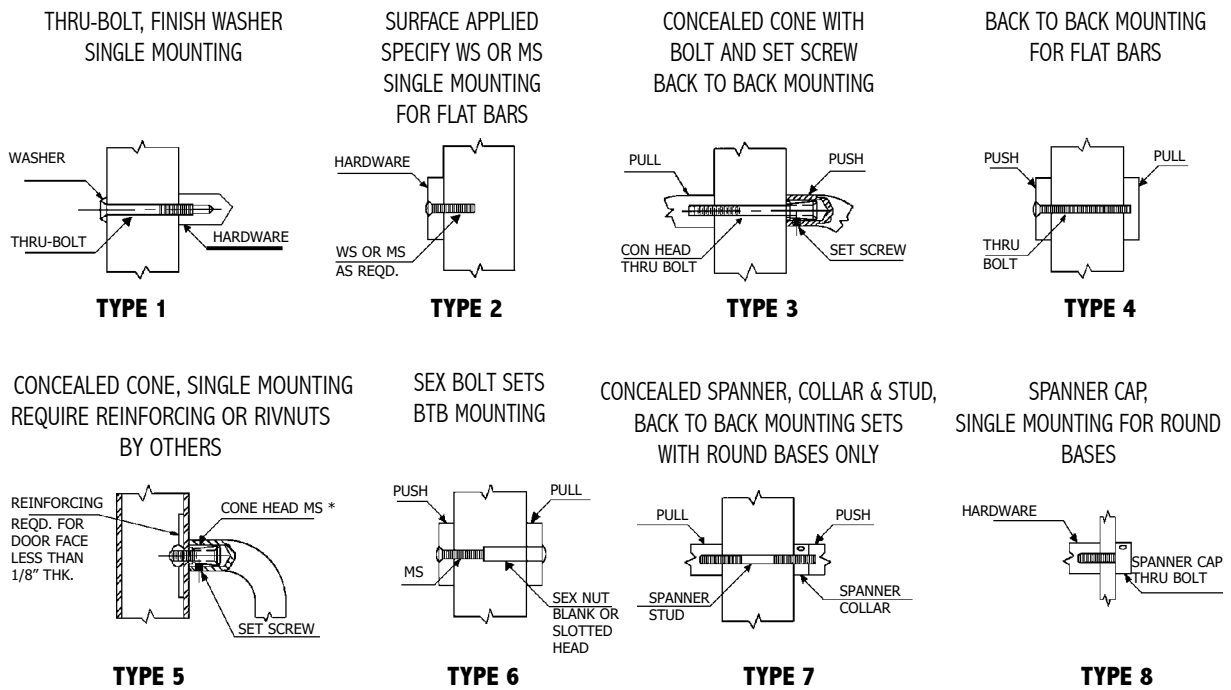
Illustrated below are various types of mountings that can be furnished by Hager Companies. Please specify type of mounting desired. All types of mountings cannot be used with all items of hardware. If specified method is not possible, we reserve the right to furnish whatever type we feel is best suited for the installation. When used with tempered glass doors specify thickness of glass and hole diameter.

Mounting Accessory Charges:

For Concealed Cone mountings, add \$15.29 list for each required fitting (Type 3).
 For Concealed Cone mountings, add \$15.29 list for each required fitting (Type 5).
 For Spanner Collar mountings, add \$26.27 list for each required fitting (Type 7).
 For Concealed Cone and Lug mountings, add \$38.76 list for each required fitting. (.125" plate only)

Temper Glass Door Installation:

Spanner Cap Mountings (Type 8) for tempered glass doors, add \$26.27 list for each spanner cap.
 Note: Mounting back-to-back or spanner cap installation requires at least two fittings.
 Stile Plates, add \$21.93 list each.



Cancellation Notification

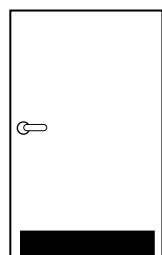
Cancellation for made-to-order items must be communicated within 48 hours of order placement.

Trim & Auxiliary

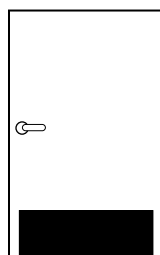
DOOR PLATE HUNDRED SQUARE INCH SIZE CHART													
H/W	24"	26"	28"	30"	32"	34"	36"	38"	40"	42"	44"	46"	48" MAX
4"	0.96	1.04	1.12	1.20	1.28	1.36	1.44	1.52	1.60	1.68	1.76	1.84	1.92
6"	1.44	1.56	1.68	1.80	1.92	2.04	2.16	2.28	2.40	2.52	2.64	2.76	2.88
8"	1.92	2.08	2.24	2.40	2.56	2.72	2.88	3.04	3.20	3.36	3.52	3.68	3.84
10"	2.40	2.60	2.80	3.00	3.20	3.40	3.60	3.80	4.00	4.20	4.40	4.60	4.80
12"	2.88	3.12	3.36	3.60	3.84	4.08	4.32	4.56	4.80	5.04	5.28	5.52	5.76
14"	3.36	3.64	3.92	4.20	4.48	4.76	5.04	5.32	5.60	5.88	6.16	6.44	6.72
16"	3.84	4.16	4.48	4.80	5.12	5.44	5.76	6.08	6.40	6.72	7.04	7.36	7.68
18"	4.32	4.68	5.04	5.40	5.76	6.12	6.48	6.84	7.20	7.56	7.92	8.28	8.64
20"	4.80	5.20	5.60	6.00	6.40	6.80	7.20	7.60	8.00	8.40	8.80	9.20	9.60
22"	5.28	5.72	6.16	6.60	7.04	7.48	7.92	8.36	8.80	9.24	9.68	10.12	10.56
24"	5.76	6.24	6.72	7.20	7.68	8.16	8.64	9.12	9.60	10.08	10.56	11.04	11.52
26"	6.24	6.76	7.28	7.80	8.32	8.84	9.36	9.88	10.40	10.92	11.44	11.96	12.48
28"	6.72	7.28	7.84	8.40	8.96	9.52	10.08	10.64	11.20	11.76	12.32	12.88	13.44
30"	7.20	7.80	8.40	9.00	9.60	10.20	10.80	11.40	12.00	12.60	13.20	13.80	14.40
32"	7.68	8.32	8.96	9.60	10.24	10.88	11.52	12.16	12.80	13.44	14.08	14.72	15.36
34"	8.16	8.84	9.52	10.20	10.88	11.56	12.24	12.92	13.60	14.28	14.96	15.64	16.32
36"	8.64	9.36	10.08	10.80	11.52	12.24	12.96	13.68	14.40	15.12	15.84	16.56	17.28
38"	9.12	9.88	10.64	11.40	12.16	12.92	13.68	14.44	15.20	15.96	16.72	17.48	18.24
40"	9.60	10.40	11.20	12.00	12.80	13.60	14.40	15.20	16.00	16.80	17.60	18.40	19.20
42"	10.08	10.92	11.76	12.60	13.44	14.28	15.12	15.96	16.80	17.64	18.48	19.32	20.16
44"	10.56	11.44	12.32	13.20	14.08	14.96	15.84	16.72	17.60	18.48	19.36	20.24	21.12
46"	11.04	11.96	12.88	13.80	14.72	15.64	16.56	17.48	18.40	19.32	20.24	21.16	22.08
48" MAX	11.52	12.48	13.44	14.40	15.36	16.32	17.28	18.24	19.20	20.16	21.12	22.08	23.04

To figure the list price of a door protection plate, find the hundred square inch size on the chart above. For odd or fractional sizes use the next higher price (i.e. 8" x 31-1/2" - price as 8" x 32" = 2.56 sq. inches). Multiply the square inch size by the list price (for example, 2.56 sq. inches x US3 list \$54.16 = \$138.65 list).


- #6 x 5/8" Phillips Oval Head undercut, Stainless Steel Sheet Metal Screws for counter sunk plates and Truss Head Stainless Steel Screws for non-counter sunk plates, to match plated finish. TEK Screws available at \$0.26 List price each.
- When ordered separately, orders of less than 5 armor plates are subject to a \$27.00 net crating charge (plates over 22 inches high and wide).
- Four rounded corners (196R) are available for \$26.59 list.
- Kickplates specified with adhesive tape will be supplied without holes.
- Armor plates available with UL listing. See page 7.
- Cutouts for kick and armor plates priced on application.



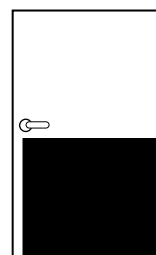
Mop Plate
Up to 8"h x 48"w



Kick Plate
6"-12"h x 48"w



Stretcher Plate
6"-12"h x 48"w



Armor Plate
Up to 48"h x 48"w

NFPA 80 STANDARD 6.4.5.3

- Factory installed protection plates shall be installed in accordance with the listing of the door.
- Field installed protection plate shall be labeled and installed in accordance with their listing.

Exception: Labeling is not required where the top of the protection plate is not more than 16" (406 mm) above the bottom of the door.





Description	Height	US28	US3, US4	DBZ US19	US9	US32	US32D
190S	Under 8" high	20.37	58.49	25.61	68.25	40.81	18.32
Four beveled edges	8" to 24" high	17.06	57.15	25.61	67.07	39.66	16.43
.050 Gauge	Over 24" to 36" high	17.24	73.14	36.31	83.14	40.10	16.79
Metal Door Protection Plate Note: UL Listed for US19, US32, US32D & DBZ only.	Over 36" to 48" high	18.75	88.24	31.78	100.82	40.10	16.79
Max size 48" high x 46" wide Note: US3 & US4 are unavailable above 24" tall.	8" x 34" (List Pricing)						44.69
	10" x 34" (List Pricing)						55.87



198S	Under 8" high	-	-	-	-	-	17.32
.038 Gauge	8" to 24" high	-	-	-	-	-	15.45
Metal Door Protection Plate	Over 24" to 36" high	-	-	-	-	-	15.90
	Over 36" to 48" high	-	-	-	-	-	15.90

Note: UL labeling not required when top of plate is less than 16" above the bottom of the door, per NFPA 80 - 2007.



Description	Height	BGA
199B	Under 8" high	20.36
Bright Gold Anodized	8" to 24" high	17.15
100 square inches	Over 24" to 36" high	17.24
.038 Gauge	Over 36" to 48" high	18.75
Metal Door Protection Plate		



Description	Height	Clear			
		Plastic	Black	Brown	Grey
204S	Up to 48" high	16.70			
Clear Plastic					
.125 Gauge					



214S	Up to 48" high	27.69	27.69	27.69
Plastic Laminate				
.125 Gauge				



Trim & Auxiliary

Description	Height	US28	US3, US4	DBZ US19	US9	US32	US32D
220S	Under 8" high	25.81	60.19	45.26	82.523		42.07
Four beveled edges	8" to 24" high	25.81	60.19	45.26	82.523		42.07
.062 Gauge	Over 24" to 36" high	27.60	65.10	62.89	90.018		42.07
Metal Door Protection Plate Note: US3 & US4 are unavailable above 24" tall.	Over 36" to 48" high	30.19	70.10	55.18	118.768		42.07

Description	Height	Black (Calcutta)	Brown (Chocolate)	Tan (Beige)
225S	Under 8" high	23.04	23.04	23.04
.060 Gauge	8" to 24" high	19.55	19.55	19.55
Kydex Door Protection Plate	Over 24" to 36" high	20.80	20.80	20.80
	Over 36" to 48" high	20.80	20.80	20.80

Note: UL labeling not required when top of plate is less than 16" above the bottom of the door, per NFPA 80 - 2007.



Option	Description	Price
CSK	Countersunk Holes	0.93 per 100 square inch price
SA	Self Adhesive Tape	0.08 per square inch price
	Spanner Head Screws	0.93 each
	Torx Head Screws	0.93 each
	.125 Material	Price on Application
	Wrap Around Side & Bottom Return	Price on Application
	UL Label Stamp (No tape -voids UL Listing)	20.14





Description	Finish	List	Box Qty.	Case Qty.
1E	US3	85.02	1	12
Pull- Half Round	US4	91.50		
Material: Brass, bronze, aluminum, stainless steel	US10	91.50		
Base: 1/2" x 1"	DBZ / US19	75.72		
Projection: 2"	US26	91.50		
Clearance: 1-1/2"	US26D	91.50		
CTC: 6"	US28	48.78		
Door Thickness: 1-3/4" standard	US32	88.93		
Fasteners: 1/4"-20 x 2-1/4" FPHMS with washers	US32D	86.51		
Not suitable for BTB Mounting.				



1G	US3	100.89	1	12
Pull- Half Round	US4	108.70		
Material: Brass, bronze, aluminum, stainless steel	US10	108.70		
Base: 1/2" x 1"	DBZ / US19	100.82		
Projection: 2"	US26	108.70		
Clearance: 1-1/2"	US26D	108.70		
CTC: 8"	US28	51.44		
Door Thickness: 1-3/4" standard	US32	108.70		
Fasteners: 1/4"-20 x 2-1/4" FPHS with washers	US32D	108.37		
Not suitable for BTB Mounting.				



1J	US3	128.81	1	12
Pull- Half Round	US4	128.81		
Material: Brass, bronze, aluminum, stainless steel	US10	128.81		
Base: 1/2" x 1"	DBZ / US19	128.81		
Projection: 2"	US26	128.81		
Clearance: 1-1/2"	US26D	128.81		
CTC: 10"	US28	58.01		
Door Thickness: 1-3/4" standard	US32	125.32		
Fasteners: 1/4"-20 x 2-1/4" FPHMS with washers	US32D	120.01		
Not suitable for BTB Mounting.				



1L	US3	135.63	1	12
Pull- Half Round	US4	149.26		
Material: Brass, bronze, aluminum, stainless steel	US10	149.26		
Base: 1/2" x 1"	DBZ / US19	149.26		
Projection: 2"	US26	149.26		
Clearance: 1-1/2"	US26D	149.26		
CTC: 12"	US28	71.72		
Door Thickness: 1-3/4" standard	US32	146.19		
Fasteners: 1/4"-20 x 2-1/4" FPHMS with washers	US32D	138.95		
Not suitable for BTB Mounting.				

1. U/M is price per hundred square inches.



Trim & Auxiliary



Description	Finish	List	Box Qty.	Case Qty.
2E	US3	78.54	1	12
Pull - Rectangular	US4	81.03		
Material: Brass, bronze, aluminum, stainless steel	US10	81.03		
Base: 3/8" x 1-1/4"	DBZ / US19	81.03		
Projection: 2"	US26	81.03		
Clearance: 1-5/8"	US26D	81.03		
CTC: 6"	US28	41.30		
Door Thickness: 1-3/4" standard	US32	88.51		
Fasteners: 1/4"-20 x 2-1/4" FPHMS with washers	US32D	79.44		
Not suitable for BTB Mounting.				



2G	US3	94.24	1	12
Pull - Rectangular	US4	99.98		
Material: Brass, bronze, aluminum, stainless steel	US10	99.98		
Base: 3/8" x 1-1/4"	DBZ / US19	99.98		
Projection: 2"	US26	99.98		
Clearance: 1-5/8"	US26D	99.98		
CTC: 8"	US28	44.46		
Door Thickness: 1-3/4" standard	US32	102.72		
Fasteners: 1/4"-20 x 2-1/4" FPHMS with washers	US32D	96.98		
Not suitable for BTB Mounting.				



2J	US3	111.36	1	12
Pull - Rectangular	US4	120.75		
Material: Brass, bronze, aluminum, stainless steel	US10	120.75		
Base: 3/8" x 1-1/4"	DBZ / US19	123.33		
Projection: 2"	US26	123.33		
Clearance: 1-5/8"	US26D	123.33		
CTC: 10"	US28	49.78		
Door Thickness: 1-3/4" standard	US32	125.79		
Fasteners: 1/4"-20 x 2-1/4" FPHMS with washers	US32D	118.67		
Not suitable for BTB Mounting.				



2L	US3	116.93	1	12
Pull - Rectangular	US4	124.83		
Material: Brass, bronze, aluminum, stainless steel	US10	130.14		
Base: 3/8" x 1-1/4"	DBZ / US19	130.14		
Projection: 2"	US26	130.14		
Clearance: 1-5/8"	US26D	130.14		
CTC: 12"	US28	64.74		
Door Thickness: 1-3/4" standard	US32	131.55		
Fasteners: 1/4"-20 x 2-1/4" FPHMS with washers	US32D	126.40		
Note suitable for BTB Mounting.				





Description	Finish	List	Box Qty.	Case Qty.
3E	US3	89.00	1	12
Pull - Round	US4	89.00		
Material: Brass, bronze, aluminum, stainless steel	US10	94.15		
Base: 3/4" diameter	DBZ / US19	78.08		
Projection: 2-1/4"	US26	94.15		
Clearance: 1-1/2"	US26D	94.15		
CTC: 6"	US26D	94.15		
Door Thickness: 1-3/4" standard	US28	37.65		
Fasteners: 1/4"-20 x 2-1/4" FPHMS with washers	US32	92.42		
	US32D	64.38		



3G	US3	91.42	1	12
Pull - Round	US4	91.42		
Material: Brass, bronze, aluminum, stainless steel	US10	96.74		
Base: 3/4" diameter	DBZ / US19	93.79		
Projection: 2-1/4"	US26	96.74		
Clearance: 1-1/2"	US26D	96.74		
CTC: 8"	US26D	96.74		
Door Thickness: 1-3/4" standard	US28	48.78		
Fasteners: 1/4"-20 x 2-1/4" FPHMS with washers	US32	92.42		
	US32D	71.53		



3J	US3	93.74	1	12
Pull - Round	US4	93.74		
Material: Brass, bronze, aluminum, stainless steel	US10	109.45		
Base: 3/4" diameter	DBZ / US19	75.91		
Projection: 2-1/4"	US26	109.45		
Clearance: 1-1/2"	US26D	109.45		
CTC: 10"	US26D	109.45		
Door Thickness: 1-3/4" standard	US28	63.33		
Fasteners: 1/4"-20 x 2-1/4" FPHMS with washers	US32	95.41		
	US32D	79.09		



3L	US3	112.95	1	12
Pull - Round	US4	123.83		
Material: Brass, bronze, aluminum, stainless steel	US10	133.30		
Base: 3/4" diameter	DBZ / US19	133.30		
Projection: 2-1/4"	US26	133.30		
Clearance: 1-1/2"	US26D	133.30		
CTC: 12"	US26D	133.30		
Door Thickness: 1-3/4" standard	US28	68.64		
Fasteners: 1/4"-20 x 2-1/4" FPHMS with washers	US32	142.53		
	US32D	101.39		



Trim & Auxiliary



Description	Finish	List	Box Qty.	Case Qty.
4E Security Pull - Round Material: Stainless steel Base: 1" diameter Projection: 2-1/4" Clearance: 1-1/4" CTC: 6" Fasteners: Two (2) 1/4-20 x 2-1/4" FPHMS with finish washers	US32D	100.98	1	12



P4E Security Pull - Round Material: Stainless steel Base: 1" diameter Projection: 2-1/4" Clearance: 1-1/4" CTC: 6" Fasteners: 3/8" - 16 x 1-1/4" Nyloc hex head cap screws Concealed mounting in door, use on hollow metal doors only.	US32D	118.01	1	12
--	-------	--------	---	----



T4E Security Pull - Round Material: Stainless steel Base: 1" diameter Projection: 2-1/4" Clearance: 1-1/4" CTC: 6" Door Thickness: 1-3/4" standard Fasteners: 1/4" - 20 x 2-1/4" FTXMS with washers Thru Bolt Mounting	US32D	123.25	1	12
--	-------	--------	---	----







4G Pull - Round Material: Brass, bronze, aluminum, stainless steel Base: 1" diameter Projection: 2-3/4" Clearance: 1-3/4" CTC: 8" Door Thickness: 1-3/4" standard Fasteners: 1/4"-20 x 2-1/4" FPHMS with washers	US3 US4 US10 DBZ / US19 US26 US26D US28 US32 US32D	128.65 138.95 156.49 110.56 143.27 143.27 64.66 124.16 91.00	1	12
---	--	--	---	----







4H Pull - Round Material: Brass, bronze, aluminum, stainless steel Base: 1" diameter Projection: 2-3/4" Clearance: 1-3/4" CTC: 9" Door Thickness: 1-3/4" standard Fasteners: 1/4"-20 x 2-1/4" FPHMS with washers	US3 US4 US10 DBZ / US19 US26 US26D US28 US32 US32D	127.07 127.07 139.78 139.78 139.78 139.78 121.79 160.56 117.93	1	12
---	--	--	---	----



	Description	Finish	List	Box Qty.	Case Qty.
	4J	US3	154.33	1	12
	Pull - Round	US4	154.33		
	Material: Brass, bronze, aluminum, stainless steel	US10	156.49		
	Base: 1" diameter	DBZ / US19	118.17		
	Projection: 2-3/4"	US26	157.65		
	Clearance: 1-3/4"	US26D	157.65		
	CTC: 10"	US28	58.18		
	Door Thickness: 1-3/4" standard	US32	128.15		
	Fasteners: 1/4"-20 x 2-1/4" FPHMS with washers	US32D	101.14		
	4L	US3	144.53	1	12
	Pull - Round	US4	144.53		
	Material: Brass, bronze, aluminum, stainless steel	US10	170.20		
	Base: 1" diameter	DBZ / US19	170.20		
	Projection: 2-3/4"	US26	170.20		
	Clearance: 1-3/4"	US26D	170.20		
	CTC: 12"	US28	86.01		
	Door Thickness: 1-3/4" standard	US32	187.40		
	Fasteners: 1/4"-20 x 2-1/4" FPHMS with washers	US32D	144.35		
	5D	US3	57.26	1	12
	Pull - Round	US4	57.26		
	Material: Brass, bronze, aluminum, stainless steel	US10	61.92		
	Base: 5/8" diameter	DBZ / US19	61.92		
	Projection: 2-1/8"	US26	61.92		
	Clearance: 1-1/2"	US26D	61.92		
	CTC: 5-1/2"	US32	72.38		
	Door Thickness: 1-3/4" standard	US32D	53.85		
	Fasteners: 1/4"-20 x 2-1/4" FPHMS with washers				
Not suitable for BTB Mounting.					
	5N	US3	86.01	1	12
	Cast Pull	US4	92.42		
	Material: Brass, bronze, aluminum, stainless steel	US10	98.81		
	Base: 5/8" x 1-3/16"	DBZ / US19	98.81		
	Projection: 2"	US26	98.81		
	Clearance: 1-1/2"	US26D	98.81		
	Length: 6-1/8"	US28	60.42		
	CTC: 5-1/2"	US32D	108.37		
Door Thickness: 1-3/4" standard					



Trim & Auxiliary

	Description	Finish	List	Box Qty.	Case Qty.
	6N	US3	66.40	1	12
	Cast Pull	US4	74.29		
	Material: Brass, bronze, aluminum, stainless steel	US10	91.92		
	Base: 1" diameter	DBZ / US19	91.92		
	Projection: 1-7/8"	US26	91.92		
	Clearance: 1-3/8"	US26D	91.92		
	O/A Length: 6-1/2"	US28	47.95		
	CTC: 5-1/2"	US32D	94.82		
	Door Thickness: 1-3/4" standard				
	7N	US3	83.85	1	12
	Cast Pull	US4	83.85		
	Material: Brass, bronze, aluminum	US10	97.57		
	Base: 2" diameter	DBZ / US19	97.57		
	Projection: 1-7/8"	US26	97.63		
	Clearance: 1-3/8"	US26D	97.57		
	CTC: 5-1/2"	US28	42.80		
	Door Thickness: 1-3/4" standard				
	Fasteners: 1/4"-20 x 2-1/4" FPHMS with washers				
Not suitable for BTB Mounting.					
	8N	US3	83.85	1	12
	Material: Brass, bronze, aluminum	US4	83.85		
	Base: 2" diameter	US10	89.00		
	Projection: 1-7/8"	DBZ / US19	58.72		
	CTC: 5-1/2"	US26	77.04		
	Clearance: 1-3/8"	US26D	77.04		
	Fasteners: #8 x 1 OPHWS	US28	42.80		
	Not suitable for BTB Mounting.				
	P8N				
	Cast Pull				
	Material: Brass				
	Base: 1-1/2" x 1-5/8"				
	Projection: 2-1/4"				
	CTC: 7-3/4"	US26D	94.41	1	12
	Clearance: 1-9/16"				
	O/A Length: 8-3/4"				
Fasteners: 3/8 - 16 x 3/4" FPHMS					
Not suitable for BTB Mounting.					





Description	Finish	List	Box Qty.	Case Qty.
9E	US3	67.32	1	12
Pull - Oval	US4	67.32		
Material: Brass, bronze, stainless steel	DBZ / US19	90.10		
Base: 1/2" x 3/4"	US26	75.79		
Projection: 2"	US26D	75.79		
Clearance: 1-1/2"	US32	78.54		
CTC: 6"	US32D	77.62		
Door Thickness: 1-3/4" standard				
Fasteners: 1/4"-20 x 2-1/4" FPHMS with washers				
Not suitable for BTB Mounting				



9G	US3	75.30	1	12
Pull - Oval	US4	75.30		
Material: Brass, bronze, stainless steel	DBZ / US19	83.52		
Base: 1/2" x 3/4"	US26	83.52		
Projection: 2"	US26D	83.52		
Clearance: 1-1/2"	US32	56.27		
CTC: 8"	US32D	67.23		
Door Thickness: 1-3/4" standard				
Fasteners: 1/4"-20 x 2-1/4" FPHMS with washers				
Not suitable for BTB Mounting.				







9J	US3	83.60	1	12
Pull - Oval	US4	83.60		
Material: Brass, bronze, stainless steel	DBZ / US19	91.50		
Base: 1/2" x 3/4"	US26	91.50		
Projection: 2"	US26D	91.50		
Clearance: 1-1/2"	US32	93.32		
CTC: 10"	US32D	81.60		
Door Thickness: 1-3/4" standard				
Fasteners: 1/4"-20 x 2-1/4" FPHMS with washers				
Not suitable for BTB Mounting.				



9L	US3	91.50	1	12
Pull - Oval	US4	91.50		
Material: Brass, bronze, stainless steel	DBZ / US19	99.64		
Base: 1/2" x 3/4"	US26	99.64		
Projection: 2"	US26D	99.64		
Clearance: 1-1/2"	US32	103.89		
CTC: 12"	US32D	88.93		
Door Thickness: 1-3/4" standard				
Fasteners: 1/4" x 2-1/4" FPHMS with washers				
Not suitable for BTB Mounting.				



Trim & Auxiliary

	Description	Finish	List	Box Qty.	Case Qty.
	10L	US3	455.43	1	8
	Pull - Round	US4	455.43		
	Material: Brass, bronze, stainless steel	US10	505.54		
	Base: 1-1/4" diameter	DBZ / US19	250.40		
	Projection: 3"	US26	505.54		
	Clearance: 1-3/4"	US26D	506.41		
	CTC: 12"	US32	451.76		
	Door Thickness: 1-3/4" standard	US32D	383.53		
Fasteners: 5/16" - 18 x 2-1/4" FPHMS with washers					
	10Q	US3	499.63	2	8
	Pull - Round	US4	499.63		
	Material: Brass, bronze, stainless steel	US10	534.71		
	Base: 1-1/4" diameter	DBZ / US19	333.20		
	Projection: 3"	US26	534.71		
	Clearance: 1-3/4"	US26D	534.71		
	CTC: 18"	US32	468.55		
	Door Thickness: 1-3/4" standard	US32D	434.65		
Fasteners: 5/16" - 18 x 2-1/4" FPHMS with washers					
	11E	US3	138.03	-	2
	90° Offset Pull - Round	US4	138.03		
	Material: Brass, bronze, aluminum, stainless steel	US10	144.35		
	Base: 3/4" diameter	DBZ / US19	237.58		
	Projection: 2-1/2"	US26	144.35		
	Clearance: 1-3/4"	US26D	144.35		
	CTC: 6"	US28	90.59		
	Offset: 2-1/2"	US32	147.52		
Door Thickness: 1-3/4" standard	US32D	115.11			
Fasteners: 5/16" - 18 x 2-1/4" FPHMS with washers					
Available with 45° offset					
	11G	US3	145.43	-	2
	90° Offset Pull - Round	US4	145.43		
	Material: Brass, bronze, aluminum, stainless steel	US10	154.08		
	Base: 3/4" diameter	DBZ / US19	185.54		
	Projection: 2-1/2"	US26	154.08		
	Clearance: 1-3/4"	US26D	154.08		
	CTC: 8"	US28	102.56		
	Offset: 2-1/2"	US32	156.49		
Door Thickness: 1-3/4" standard	US32D	126.40			
Fasteners: 5/16" - 18 x 2-1/4" FPHMS with washers					
Available with 45° offset					





Description	Finish	List	Box Qty.	Case Qty.
11J	US3	153.91	-	2
90° Offset Pull - Round	US4	153.91		
Material: Brass, bronze, aluminum, stainless steel	US10	167.13		
Base: 3/4" diameter	DBZ / US19	211.46		
Projection: 2-1/2"	US26	167.13		
Clearance: 1-3/4"	US26D	167.13		
CTC: 10"	US28	108.37		
Offset: 2-1/2"	US32	162.55		
Door Thickness: 1-3/4" standard	US32D	132.30		
Fasteners: 5/16" - 18 x 2-1/4" FPHMS with washers				
Available with 45° offset				






11L	US3	167.13	-	2
90° Offset Pull - Round	US4	170.37		
Material: Brass, bronze, aluminum, stainless steel	US10	187.33		
Base: 3/4" diameter	DBZ / US19	187.33		
Projection: 2-1/2"	US26	185.41		
Clearance: 1-3/4"	US26D	187.33		
CTC: 12"	US28	116.26		
Offset: 2-1/2"	US32	174.53		
Door Thickness: 1-3/4" standard	US32D	141.36		
Fasteners: 5/16" - 18 x 2-1/4" FPHMS with washers				
Available with 45° offset				




12G	US3	185.41	-	2
90° Offset Pull - Round	US4	185.41		
Material: Brass, bronze, aluminum, stainless steel	US10	212.84		
Base: 1" diameter	DBZ / US19	212.84		
Projection: 2-3/4"	US26	212.84		
Clearance: 1-3/4"	US26D	212.84		
CTC: 8"	US28	94.33		
Offset: 3"	US32	183.83		
Door Thickness: 1-3/4" standard	US32D	149.93		
Fasteners: 5/16" - 18 x 2-1/4" FPHMS with washers				
Available with 45° offset				




Trim & Auxiliary

	Description	Finish	List	Box Qty.	Case Qty.
	12J	US3	193.63	-	2
	90° Offset Pull - Round	US4	193.63		
	Material: Brass, bronze, aluminum, stainless steel	US10	217.24		
	Base: 1" diameter	DBZ / US19	225.61		
	Projection: 2-3/4"	US26	217.24		
	Clearance: 1-3/4"	US26D	217.24		
	CTC: 10"	US28	104.47		
	Offset: 3"	US32	204.27		
	Door Thickness: 1-3/4" standard	US32D	161.56		
	Fasteners: 5/16" - 18 x 2-1/4" FPHMS with washers Available with 45° offset				
	12L	US3	206.68	-	2
	90° Offset Pull - Round	US4	206.68		
	Material: Brass, bronze, aluminum, stainless steel	US10	230.87		
	Base: 1" diameter	DBZ / US19	234.18		
	Projection: 2-3/4"	US26	230.87		
	Clearance: 1-3/4"	US26D	230.87		
	CTC: 12"	US28	114.19		
	Offset: 3"	US32	224.80		
	Door Thickness: 1-3/4" standard	US32D	168.04		
	Fasteners: 5/16" - 18 x 2-1/4" FPHMS with washers Available with 45° offset				
	13E	US3	219.32	1	12
	Push/Pull Set - Round	US4	219.32		
	Type 7 mounting	US10	223.47		
	Material: Brass, bronze, aluminum, stainless steel	DBZ / US19	107.43		
	Base: 3/4" diameter	US26	223.47		
	Projection: 2-1/4"	US26D	223.47		
	Clearance: 1-1/2"	US28	152.33		
	Door Thickness: 1-3/4" - 2-1/8"	US32	244.91		
	CTC: 6"	US32D	200.62		
	BTB Mounting type 7 concealed spanner (Required 3/8" min. holes in door)				







Description	Finish	List	Box Qty.	Case Qty.
13G	US3	251.81	1	12
Push/Pull Set - Round	US4	251.81		
Type 7 mounting	US10	261.20		
Material: Brass, bronze, aluminum, stainless steel	DBZ / US19	383.16		
Base: 3/4" diameter	US26	261.20		
Projection: 2-1/4"	US26D	261.20		
Clearance: 1-1/2"	US28	166.55		
Door Thickness: 1-3/4" - 2-1/8"	US32	279.48		
CTC: 8"	US32D	217.40		
BTB Mounting type 7 concealed spanner (Required 3/8" min. holes in door)				



13J	US3	277.99	1	12
Push/Pull Set - Round	US4	277.99		
Type 7 mounting	US10	290.62		
Material: Brass, bronze, aluminum, stainless steel	DBZ / US19	400.87		
Base: 3/4" diameter	US26	290.62		
Projection: 2-1/4"	US26D	290.62		
Clearance: 1-1/2"	US28	186.66		
Door Thickness: 1-3/4" - 2-1/8"	US32	308.58		
CTC: 10"	US32D	237.93		
BTB Mounting type 7 concealed spanner (Required 3/8" min. holes in door)				




13L	US3	299.43	1	12
Push/Pull Set - Round	US4	299.43		
Type 7 mounting	US10	339.91		
Material: Brass, bronze, aluminum, stainless steel	DBZ / US19	410.26		
Base: 3/4" diameter	US26	339.91		
Projection: 2-1/4"	US26D	339.91		
Clearance: 1-1/2"	US28	208.27		
Door Thickness: 1-3/4" - 2-1/8"	US32	330.60		
CTC: 12"	US32D	273.83		
BTB Mounting type 7 concealed spanner (Required 3/8" min. holes in door)				




14G	US3	314.72	1	12
Push/Pull Set - Round	US4	314.72		
Type 7 mounting	US10	338.49		
Material: Brass, bronze, aluminum, stainless steel	DBZ / US19	404.73		
Base: 1" diameter	US26	338.49		
Projection: 2-3/4"	US26D	338.49		
Clearance: 1-3/4"	US28	216.08		
Door Thickness: 1-3/4" - 2-1/8"	US32	365.83		
CTC: 8"	US32D	294.44		
BTB Mounting type 7 concealed spanner (Required 3/8" min. holes in door)				




Trim & Auxiliary



Description	Finish	List	Box Qty.	Case Qty.
14H	US3	346.55	1	12
Push/Pull Set - Round	US4	364.25		
Type 7 mounting	US10	367.66		
Material: Brass, bronze, aluminum, stainless steel	DBZ / US19	420.92		
Base: 1" diameter	US26	367.66		
Projection: 2-3/4"	US26D	367.66		
Clearance: 1-3/4"	US28	216.49		
Door Thickness: 1-3/4" - 2-1/8"	US32	407.14		
CTC: 9"	US32D	315.89		
BTB Mounting type 7 concealed spanner (Required 3/8" min. holes in door)				



14J	US3	349.38	1	8
Push/Pull Set - Round	US4	349.38		
Type 7 mounting	US10	370.48		
Material: Brass, bronze, aluminum, stainless steel	DBZ / US19	536.22		
Base: 1" diameter	US26	370.48		
Projection: 2-3/4"	US26D	370.48		
Clearance: 1-3/4"	US28	218.98		
Door Thickness: 1-3/4" - 2-1/8"	US32	409.88		
CTC: 10"	US32D	318.46		
BTB Mounting type 7 concealed spanner (Required 3/8" min. holes in door)				



14L	US3	362.92	1	8
Push/Pull Set - Round	US4	362.92		
Type 7 mounting	US10	414.12		
Material: Brass, bronze, aluminum, stainless steel	DBZ / US19	517.18		
Base: 1" diameter	US26	414.12		
Projection: 2-3/4"	US26D	414.12		
Clearance: 1-3/4"	US28	242.67		
Door Thickness: 1-3/4" - 2-1/8"	US32	444.45		
CTC: 12"	US32D	360.43		
BTB Mounting type 7 concealed spanner (Required 3/8" min. holes in door)				



15C				
Heavy Duty Flush Cup Pull				
Material: Stainless steel				
Face: 3-1/2" x 5"				
Opening: 1-3/4" x 3-1/16"	US32D	110.70	1	10
Projection: 1/8"				
Cup Depth: 3/4" (Cup welded to face plate)				
Fasteners: #6 x5/8" OPHWS				





Description	Finish	List	Box Qty.	Case Qty.
15N	US3	99.32	2	20
Flush Cup Pull	US4	115.77		
Material: Brass, bronze, aluminum, stainless steel	US10	114.19		
Face: 3-1/2" x 5"	DBZ / US19	76.85		
Opening: 1-3/4" x 3-1/16"	US26	114.19		
Projection: 1/8"	US26D	107.04		
Cup Depth: 3/4"	US28	43.05		
Fasteners: #6 x5/8" OPHWS	US32D	55.68		



15P	US32D	117.18	2	20
Heavy Duty Security Flush Cup Pull				
Material: Stainless steel				
Face: 3-1/2" x 5"				
Opening: 1-3/4" x 3-1/16"				
Projection: 3/16"				
Cup Depth: 3/4" (Cup welded to face plate)				
Welded studs for security (2) 6 -32 x 1-1/2" FPHMS (security torx)				



15S	US3	89.09	2	20
Light Duty Flush Cup Pull	US4	100.89		
Material: Brass, bronze, aluminum, stainless steel	US10	114.19		
Face: 3-1/2" x 5"	DBZ / US19	114.19		
Opening: 1-3/4" x 3-1/16"	US26	114.19		
Projection: 1/8"	US26D	114.19		
Cup Depth: 3/4"	US28	72.38		
Fasteners: #6 x 5/8" PPHWS	US32D	75.12		
Fasteners inside recessed cup				



16N	US3	33.44	2	20
Light Duty Flush Cup Pull	US4	43.15		
Material: Brass, bronze	US10	34.64		
Face: 1-15/16" x 3"	US26	43.15		
Opening: 27/32" x 2-3/8"	US26D	34.64		
Projection: 1/16"				
Cup Depth: 5/8"				
Fasteners: #8 x 3/4" OPHWS				
Fasteners inside recessed cup				



16R	US3	127.90	2	20
Finger Pull Plate	US4	140.12		
Material: Brass, bronze, aluminum, stainless steel	US10	140.12		
Size: 4" x 16"	DBZ / US19	140.12		
Opening: 1-3/4" x 3-1/16"	US26	140.12		
Cup Depth: 13/16"	US26D	140.12		
Fasteners: #6 x 5/8" OPHWS	US28	98.06		
	US32	157.91		
	US32D	109.12		



Trim & Auxiliary




Description	Finish	List	Box Qty.	Case Qty.
17N	US3	29.39	2	20
Light Duty Flush Cup Pull	US4	37.90		
Material: Brass, bronze	US10	31.24		
Face: 2-1/2" x 3-31/32"	US26	37.90		
Opening: 1-11/32" x 3-13/32"	US26D	30.12		
Projection: 3/32"				
Cup Depth: 5/8"				
Fasteners: #8 x 13/16" OPHWS				
Fasteners inside recessed cup				



19N	US3	116.10	1	20
Cast Pull	US10	120.75		
Material: Brass, bronze	US26	124.58		
Base Diameter: 1-1/2"	US26D	124.58		
Projection: 3-1/8"				
Clearance: 1-11/16"				
CTC: 6-3/16"				
Length O/A: 9"				
Fasteners: #8 x 1" OPHWS				
Suitable for BTB Mounting with sex nuts by special quotation				






20N	US3	116.10	1	1
Cast Pull	US10	124.58		
Material: Brass, bronze	US26	124.58		
Base Diameter: 1-1/2"	US26D	124.58		
Projection: 3-1/8"				
Clearance: 1-11/16"				
CTC: 5-7/32"				
Length O/A: 9"				
Fasteners: 1/4" - 20 thru bolts with washers				
Door Thickness: 1-3/4" standard				
Not suitable for BTB Mounting				






20L	US3	988.21	1	4
Push/Pull Set - Round	US4	1,044.48		
Type 7 mounting	US10	1,044.48		
Material: Brass, bronze, aluminum, stainless steel	DBZ / US19	1,044.48		
Base: 1-1/4" diameter	US26	1,044.48		
Projection: 3"	US26D	1,044.48		
Clearance: 1-3/4"	US28	1,044.48		
CTC: 12"	US32	923.81		
Door Thickness: 1-3/4" - 2-1/8" standard	US32D	862.39		
BTB Mounting type 7 concealed spanner (Required 7/16" min. holes in door)				



	Description	Finish	List	Box Qty.	Case Qty.
	20Q	US3	1,098.17	1	4
	Push/Pull Set - Round	US4	1,160.65		
	Type 7 mounting	US10	1,160.65		
	Material: Brass, bronze, aluminum, stainless steel	DBZ / US19	584.51		
	Base: 1-1/4" diameter	US26	1,160.65		
	Projection: 3"	US26D	1,160.65		
	Clearance: 1-3/4"	US28	1,160.65		
	CTC: 18"	US32	714.80		
	Door Thickness: 1-3/4" - 2-1/8" standard	US32D	958.29		
	BTB Mounting type 7 concealed spanner (Required 7/16" min. holes in door)				
	21E	US3	345.89	-	1
	90° Offset Push/Pull Set - Round	US4	345.89		
	Material: Brass, bronze, aluminum, stainless steel	US10	362.34		
	Base: 3/4" diameter	DBZ / US19	524.85		
	Projection: 2-1/2"	US26	362.34		
	Clearance: 1-3/4"	US26D	362.34		
	CTC: 6"	US28	252.40		
	Offset: 2-1/2"	US32	366.41		
	Door Thickness: 1-3/4" - 2-1/8" standard	US32D	301.84		
	BTB Mounting Type 7 concealed spanner (Required 3/8" minimum holes in door) Available with 45° offset				
	21G	US3	364.67	-	1
	90° Offset Push/Pull Set - Round	US4	364.67		
	Material: Brass, bronze, aluminum, stainless steel	US10	381.62		
	Base: 3/4" diameter	DBZ / US19	381.62		
	Projection: 2-1/2"	US26	381.62		
	Clearance: 1-3/4"	US26D	381.62		
	CTC: 8"	US28	276.49		
	Offset: 2-1/2"	US32	384.61		
	Door Thickness: 1-3/4" - 2-1/8" standard	US32D	324.37		
	BTB Mounting Type 7 concealed spanner (Required 3/8" minimum holes in door) Available with 45° offset				




Trim & Auxiliary

	Description	Finish	List	Box Qty.	Case Qty.
	21J	US3	376.97	-	1
	90° Offset Push/Pull Set - Round	US4	376.97		
	Material: Brass, bronze, aluminum, stainless steel	US10	407.39		
	Base: 3/4" diameter	DBZ / US19	407.39		
	Projection: 2-1/2"	US26	407.39		
	Clearance: 1-3/4"	US26D	407.39		
	CTC: 10"	US28	283.55		
	Offset: 2-1/2"	US32	396.33		
		US32D	336.41		
	Door Thickness: 1-3/4" - 2-1/8" standard BTB Mounting Type 7 concealed spanner (Required 3/8" minimum holes in door) Available with 45° offset				
	21L	US3	401.74	-	1
	90° Offset Push/Pull Set - Round	US4	401.74		
	Material: Brass, bronze, aluminum, stainless steel	US10	448.03		
	Base: 3/4" diameter	DBZ / US19	396.87		
	Projection: 2-1/2"	US26	448.03		
	Clearance: 1-3/4"	US26D	448.03		
	CTC: 12"	US28	303.59		
	Offset: 2-1/2"	US32	420.43		
		US32D	354.45		
	Door Thickness: 1-3/4" - 2-1/8" standard BTB Mounting Type 7 concealed spanner (Required 3/8" minimum holes in door) Available with 45° offset				
	22G	US3	436.81	-	1
	90° Offset Push/Pull Set - Round	US4	436.81		
	Material: Brass, bronze, aluminum, stainless steel	US10	489.66		
	Base: 1" diameter	DBZ / US19	489.66		
	Projection: 2-3/4"	US26	489.66		
	Clearance: 1-3/4"	US26D	489.66		
	CTC: 8"	US28	266.10		
	Offset: 3"	US32	439.71		
		US32D	433.65		
	Door Thickness: 1-3/4" - 2-1/8" standard BTB Mounting Type 7 concealed spanner (Required 3/8" minimum holes in door) Available with 45° offset				





Description	Finish	List	Box Qty.	Case Qty.
22J	US3	460.65	-	1
90° Offset Push/Pull Set - Round	US4	460.65		
Material: Brass, bronze, aluminum, stainless steel	US10	516.00		
Base: 1" diameter	DBZ / US19	434.66		
Projection: 2-3/4"	US26	516.00		
Clearance: 1-3/4"	US26D	516.00		
CTC: 10"	US28	286.05		
Offset: 3"	US32	479.94		
	US32D	467.22		
Door Thickness: 1-3/4" - 2-1/8" standard				
BTB Mounting Type 7 concealed spanner (Required 3/8" minimum holes in door)				
Available with 45° offset				



22L	US3	484.51	-	1
90° Offset Push/Pull Set - Round	US4	484.51		
Material: Brass, bronze, aluminum, stainless steel	US10	547.92		
Base: 1" diameter	DBZ / US19	547.92		
Projection: 2-3/4"	US26	547.92		
Clearance: 1-3/4"	US26D	547.92		
CTC: 12"	US28	305.66		
Offset: 3"	US32	519.58		
	US32D	501.47		
Door Thickness: 1-3/4" - 2-1/8" standard				
BTB Mounting Type 7 concealed spanner (Required 3/8" minimum holes in door)				
Available with 45° offset				



22N				
Concealed Edge Pull				
Material: Solid brass	US3	123.16		
Size: 31/32" x 4-1/4" x 3/8"	US26D	133.89	1	10
Finger piece extends: 2-3/4"				
Fasteners: #6 x 3/4" FPHWS				



23Q	US3	618.06	-	2
90° Offset Pull - Round	US4	618.06		
Material: Brass, bronze, aluminum, stainless steel	US10	651.38		
Base Diameter: 1-1/4"	DBZ / US19	651.38		
Projection: 3"	US26	651.38		
Clearance: 1-3/4"	US26D	651.38		
CTC: 18"	US28	231.87		
Offset: 3-3/4" standard	US32	568.45		
	US32D	487.25		
Fasteners: 5/16" - 18 thru bolt w/ washer				
Door Thickness: 1-3/4" - 2-1/8" standard				
Available with 45° offset				



Trim & Auxiliary



Description	Finish	List	Box Qty.	Case Qty.
24Q	US3	1,315.40	-	1
90° Offset Push/Pull Set - Round	US4	1,315.40		
Material: Brass, bronze, aluminum, stainless steel	US10	1,381.88		
Base Diameter: 1-1/4"	DBZ / US19	1,381.88		
Projection: 3"	US26	1,381.88		
Clearance: 1-3/4"	US26D	1,381.88		
CTC: 18"	US28	495.48		
Offset: 3-3/4"	US32	1,217.17		
Door Thickness: 1-3/4" - 2-1/8" standard	US32D	1,051.79		
BTB Mounting Type 7 concealed spanner (Required 3/8" minimum holes in door)				
Available with 45° offset				



25B				
Security Flush Pull Set				
Material: Stainless steel				
Face: 3-1/2" x 5"				
Opening: 1-3/4" x 3-1/16"	US32D	225.47	1	10
Projection: 3/16"				
Cup Depth: 3/4"				
Fasteners: (2) 6 - 32 x 1-1/2" FPHMS (security torx)				



25C				
Heavy Duty Flush Pull Set				
Material: Stainless steel				
Face: 3-1/2" x 5"				
Opening: 1-3/4" x 3-1/16"	US32D	218.73	1	10
Projection: 1/8"				
Cup Depth: 3/4"				
Fasteners: (4) 6 -32 OPHMS with sex nuts and bolts				
Consists of 2 ea. 15C pulls BTB				



25N	US3	218.82	1	10
Flush Pull Set	US4	218.82		
Material: Brass, bronze, aluminum, stainless steel	US10	225.14		
Face: 3-1/2" x 5"	DBZ / US19	225.14		
Opening: 1-3/4" x 3-1/16"	US26	225.14		
Projection: 1/8"	US26D	225.14		
Cup Depth: 3/4"	US28	167.71		
Fasteners: (4) 6 -32 OPHMS with sex nuts and bolts	US32D	94.15		
Consists of 2 ea. 15N pulls BTB				



25P				
Security Finger Pull/Push Plate Set				
Material: Stainless steel				
Base: 4" x 16"				
Opening: 1-3/4" x 3-1/16"	US32D	458.58	1	10
Projection: 1/8"				
Fasteners: 8 - 32 x 3/4" FPHMS (security torx) sex nuts and bolts				



Description	Finish	List	Box Qty.	Case Qty.
26N Security Finger Pull Material: Brass, stainless steel Face: 4" x 5" Opening: 1-5/8" x 3" Projection: 1/8" Cup Depth: 13/16" Fasteners: 1/4" - 20 x 3/4" security torx FPHMS	US4 US26 US32D	122.08 167.13 175.61	2	20
27N Security Flush Cup Pull Material: Stainless steel Face: 5" x 5" Opening: 3" x 3-1/2" Projection: 3/8" Cup Depth: 7/8" Fasteners: 10 - 24 FPHMS (security torx) sex nuts and thru bolts Not available for BTB Mounting	US32D	182.64	2	20
27P Security Flush Cup Pull Material: Stainless steel Face: 5" x 5" Opening: 3" x 3-1/2" Cup Depth: 7/8" Fasteners: 1/4 - 20 x 3/4" FPHMS (security torx) Not available for BTB Mounting	Projection: 3/8" US32D	182.64	2	20



Trim & Auxiliary



Description	Finish	List	Box Qty.	Case Qty.
30S Push Plate - Square Corner Material: Brass, bronze, aluminum, stainless steel Gauge: 0.050 Fasteners: #6 x 5/8" OPH tapping screws				
3" x 12"	US3	29.26	5	50
	US4	29.26		
	US10	34.91		
	DBZ / US19	29.60		
	US26	34.91		
	US26D	34.91		
	US28	18.47		
	US32	26.34		
	US32D	21.44		
3-1/2" x 15"	US3	39.47	5	50
	US4	41.97		
	US10	47.95		
	DBZ / US19	30.52		
	US26	47.95		
	US26D	46.20		
	US28	17.45		
	US32	23.93		
	US32D	17.95		
4" x 16"	US3	46.20	5	50
	US4	45.37		
	US10	50.53		
	DBZ / US19	32.25		
	US26	50.53		
	US26D	48.78		
	US28	19.53		
	US32	26.51		
	US32D	18.94		
6" x 16"	US3	66.10	-	5
	US4	65.90		
	US10	74.47		
	DBZ / US19	37.34		
	US26	74.47		
	US26D	72.80		
	US28	26.92		
	US32	40.06		
	US32D	26.92		
8" x 16"	US3	81.03	-	5
	US4	81.03		
	US10	93.00		
	DBZ / US19	54.66		
	US26	93.00		
	US26D	91.25		
	US28	30.09		
	US32	50.11		
	US32D	36.64		



Description	Finish	List	Box Qty.	Case Qty.
A30S				
Push Plate - Square Corner				
Material: Brass, bronze, aluminum, stainless steel				
Gauge: 0.062				
Fasteners: #6 x 5/8" OPH tapping screws				
3" x 12"	US3	48.11	5	50
	US4	48.11		
	US10	55.85		
	DBZ / US19	92.46		
	US26	55.85		
	US26D	55.85		
	US28	23.52		
	US32	44.71		
	US32D	28.67		
3-1/2" x 15"	US3	51.86	5	50
	US4	51.86		
	US10	62.75		
	DBZ / US19	97.33		
	US26	62.75		
	US26D	62.75		
	US28	26.18		
	US32	54.43		
	US32D	36.40		
4" x 16"	US3	58.68	5	50
	US4	58.68		
	US10	69.07		
	DBZ / US19	102.46		
	US26	69.07		
	US26D	69.07		
	US28	28.25		
	US32	57.26		
	US32D	39.81		
6" x 16"	US3	85.02	-	5
	US4	85.02		
	US10	95.49		
	DBZ / US19	122.95		
	US26	95.49		
	US26D	95.49		
	US28	37.07		
	US32	97.23		
	US32D	66.24		
8" x 16"	US3	91.92	-	5
	US4	91.92		
	US10	102.31		
	DBZ / US19	172.13		
	US26	102.31		
	US26D	102.31		
	US28	49.28		
	US32	119.84		
	US32D	74.13		



Trim & Auxiliary



31E

Pull Plate - Square Corner - Half Round Pull
 Material: Brass, bronze, aluminum, stainless steel
 Gauge: 0.050; CTC: 6"
 30S x 1E Pull
 Fasteners: #6 x 5/8" OPH tapping screws
 3-1/2" x 15"

Description	Finish	List	Box Qty.	Case Qty.
3-1/2" x 15"	US3	136.12	1	10
	US4	136.12		
	DBZ / US19	110.80		
	US26	144.69		
	US26D	136.12		
	US28	65.90		
	US32	136.63		
	US32D	97.57		
	4" x 16"	US3	137.79	1
US4		137.79		
DBZ / US19		114.23		
US26		146.35		
US26D		138.21		
US28		67.65		
US32		445.68		
US32D		116.76		



31G

Pull Plate - Square Corner - Half Round Pull
 Material: Brass, bronze, aluminum, stainless steel
 Gauge: 0.050; CTC: 8"
 30S x 1G Pull
 Fasteners: #6 x 5/8" OPH tapping screws
 3-1/2" x 15"

3-1/2" x 15"	US3	138.62	1	10
	US4	138.62		
	DBZ / US19	126.39		
	US26	152.17		
	US26D	152.17		
	US28	72.80		
	US32	171.03		
	US32D	111.28		
	4" x 16"	US3	147.27	1
US4		147.27		
DBZ / US19		130.18		
US26		154.83		
US26D		154.83		
US28		77.04		
US32		181.08		
US32D		113.02		



Description	Finish	List	Box Qty.	Case Qty.
31J				
Pull Plate - Square Corner - Half Round Pull				
Material: Brass, bronze, aluminum, stainless steel				
Gauge: 0.050; CTC: 10"				
30S x 1J Pull				
Fasteners: #6 x 5/8" OPH tapping screws				
3-1/2" x 15"	US3	157.62	1	10
	US4	164.21		
	DBZ / US19	170.12		
	US26	170.12		
	US26D	170.12		
	US28	84.43		
	US32	190.32		
	US32D	147.52		
4" x 16"	US3	160.64	1	10
	US4	166.21		
	DBZ / US19	176.35		
	US26	176.35		
	US26D	176.35		
	US28	88.26		
	US32	179.34		
	US32D	153.33		



32E				
Pull Plate - Square Corner - Rectangular Pull				
Material: Brass, bronze, aluminum, stainless steel				
Gauge: 0.050; CTC: 6"				
Fasteners: #6 x 5/8" OPH tapping screws				
30S x 2E Pull				
3-1/2" x 15"	US3	109.04	1	10
	US4	104.38		
	DBZ / US19	191.56		
	US26	136.12		
	US26D	136.12		
	US28	57.35		
	US32	114.60		
	US32D	80.45		
4" x 16"	US3	121.59	1	10
	US4	121.59		
	DBZ / US19	195.47		
	US26	139.54		
	US26D	139.54		
	US28	60.75		
	US32	132.39		
	US32D	83.85		



Trim & Auxiliary



32G

Pull Plate - Square Corner - Rectangular Pull
 Material: Brass, bronze, aluminum, stainless steel
 Gauge: 0.050; CTC: 8"
 Fasteners: #6 x 5/8" OPH tapping screws
 30S x 2G Pull
 3-1/2" x 15"

Description	Finish	List	Box Qty.	Case Qty.
	US3	126.15	1	10
	US4	126.15		
	DBZ / US19	194.69		
	US26	147.34		
	US26D	144.69		
	US28	76.20		
	US32	147.52		
	US32D	102.72		

4" x 16"

	US3	144.69	1	10
	US4	144.69		
	DBZ / US19	198.66		
	US26	152.33		
	US26D	153.25		
	US28	83.02		
	US32	159.65		
	US32D	109.53		



32J

Pull Plate - Square Corner - Rectangular Pull
 Material: Brass, bronze, aluminum, stainless steel
 Gauge: 0.050; CTC: 10"
 Fasteners: #6 x 5/8" OPH tapping screws
 30S x 2J Pull
 3-1/2" x 15"

	US3	147.34	1	10
	US4	151.59		
	DBZ / US19	198.84		
	US26	162.14		
	US26D	162.14		
	US28	69.56		
	US32	175.19		
	US32D	147.52		

4" x 16"

	US3	153.08	1	10
	US4	161.40		
	DBZ / US19	202.90		
	US26	167.13		
	US26D	167.13		
	US28	75.46		
	US32	182.58		
	US32D	156.49		





Description	Finish	List	Box Qty.	Case Qty.
33E				
Pull Plate - Square Corner				
3/4" Round Pull				
Material: Brass, bronze, aluminum, stainless steel				
Gauge: 0.050; CTC: 6"				
Fasteners: #6 x 5/8" OPH tapping screws				
30S x 3E Pull				
3-1/2" x 15"	US3	114.69	1	10
	US4	114.69		
	DBZ / US19	94.47		
	US26	129.23		
	US26D	129.23		
	US28	55.68		
	US32	94.15		
	US32D	80.63		
4" x 16"	US3	124.99	1	10
	US4	124.99		
	DBZ / US19	108.52		
	US26	135.71		
	US26D	135.71		
	US28	62.50		
	US32	106.13		
	US32D	82.67		



33G				
Pull Plate - Square Corner - 3/4" Round Pull				
Material: Brass, bronze, aluminum, stainless steel				
Gauge: 0.050; CTC: 8"				
Fasteners: #6 x 5/8" OPH tapping screws				
30S x 3G Pull				
3-1/2" x 15"	US3	128.40	1	10
	US4	128.40		
	DBZ / US19	110.30		
	US26	141.29		
	US26D	130.14		
	US28	60.75		
	US32	102.72		
	US32D	84.43		
4" x 16"	US3	137.13	1	10
	US4	137.13		
	DBZ / US19	112.55		
	US26	149.84		
	US26D	140.53		
	US28	64.24		
	US32	110.12		
	US32D	87.47		



Trim & Auxiliary



33J

Pull Plate - Square Corner - 3/4" Round Pull
 Material: Brass, bronze, aluminum, stainless steel
 Gauge: 0.050; CTC: 10"
 Fasteners: #6 x 5/8" OPH tapping screws
 30S x 3J Pull
 3-1/2" x 15"

Description	Finish	List	Box Qty.	Case Qty.
3-1/2" x 15"	US3	131.73	1	10
	US4	135.63		
	DBZ / US19	141.29		
	US26	98.88		
	US26D	141.29		
	US28	77.62		
	US32	156.24		
	US32D	127.98		
4" x 16"	US3	141.78	1	10
	US4	148.18		
	DBZ / US19	100.89		
	US26	154.58		
	US26D	154.58		
	US28	81.54		
	US32	162.55		
	US32D	132.22		



33L

Pull Plate - Square Corner - 3/4" Round Pull
 Material: Brass, bronze, aluminum, stainless steel
 Gauge: 0.050; CTC: 12"
 Fasteners: #6 x 5/8" OPH tapping screws
 30S x 3J Pull
 3-1/2" x 15"

3-1/2" x 15"	US3	139.01	1	10
	US4	139.01		
	DBZ / US19	103.82		
	US26	147.04		
	US26D	147.04		
	US28	81.51		
	US32	164.03		
	US32D	134.35		
4" x 16"	US3	141.79	1	10
	US4	141.79		
	DBZ / US19	105.94		
	US26	149.96		
	US26D	149.96		
	US28	83.11		
	US32	167.30		
	US32D	137.05		





34G

Pull Plate - Square Corner - 1" Round Pull
 Material: Brass, bronze, aluminum, stainless steel
 Gauge: 0.050; CTC: 8"
 Fasteners: #6 x 5/8" OPH tapping screws
 30S x 4G Pull
 3-1/2" x 15"

Description	Finish	List	Box Qty.	Case Qty.			
3-1/2" x 15"	US3	154.83	1	10			
	US4	167.13					
	DBZ / US19	194.78					
	US26	174.19					
	US26D	174.16					
	US28	86.51					
	US32	177.35					
	US32D	150.67					
	4" x 16"	US3			159.65	1	10
		US4			170.12		
DBZ / US19		199.40					
US26		179.26					
US26D		179.26					
US28		88.26					
US32		180.84					



34J

Pull Plate - Square Corner - 1" Round Pull
 Material: Brass, bronze, aluminum, stainless steel
 Gauge: 0.050; CTC: 10"
 Fasteners: #6 x 5/8" OPH tapping screws
 30S x 4J Pull
 3-1/2" x 15"

3-1/2" x 15"	US3	194.71	1	10			
	US4	194.71					
	DBZ / US19	230.15					
	US26	203.69					
	US26D	203.69					
	US28	68.89					
	US32	150.67					
	US32D	117.27					
	4" x 16"	US3			196.05	1	10
		US4			196.05		
DBZ / US19		234.75					
US26		209.76					
US26D		209.76					
US28		70.22					
US32		156.00					



Trim & Auxiliary



34L

Pull Plate - Square Corner - 1" Round Pull
 Material: Brass, bronze, aluminum, stainless steel
 Gauge: 0.050; CTC: 12"
 Fasteners: #6 x 5/8" OPH tapping screws
 30S x 4J Pull
 3-1/2" x 15"

Description	Finish	List	Box Qty.	Case Qty.
3-1/2" x 15"	US3	214.19	1	10
	US4	214.19		
	DBZ / US19	253.16		
	US26	223.34		
	US26D	223.34		
	US28	75.78		
	US32	165.74		
	US32D	129.00		
4" x 16"	US3	215.65	1	10
	US4	215.65		
	DBZ / US19	258.23		
	US26	230.73		
	US26D	230.73		
	US28	77.24		
	US32	171.59		
	US32D	131.10		



35D

Pull Plate - Square Corner - 5/8" Round Pull
 Material: Brass, bronze, aluminum, stainless steel
 Gauge: 0.050; CTC: 5-1/2"
 Fasteners: #6 x 5/8" OPH tapping screws
 30S x 5D Pull
 3-1/2" x 15"

3-1/2" x 15"	US3	100.14	1	10
	US4	100.14		
	DBZ / US19	207.13		
	US26	106.38		
	US26D	106.38		
	US32	102.56		
	US32D	52.94		
	4" x 16"	US3	103.14	1
US4		106.38		
DBZ / US19		211.27		
US26		109.78		
US26D		109.78		
US32		89.76		
US32D		57.76		





Description	Finish	List	Box Qty.	Case Qty.
35N Pull Plate - Square Corner - Cast Pull Material: Brass, bronze, aluminum, stainless steel Gauge: 0.050; CTC: 5-1/2" Fasteners: #6 x 5/8" OPH tapping screws 30S x 5N Pull				
3-1/2" x 15"	US3	105.55	1	10
	US4	107.29		
	DBZ / US19	178.23		
	US26	113.44		
	US26D	113.44		
	US28	67.23		
	US32	154.66		
	US32D	97.07		
4" x 16"	US3	107.87	1	10
	US4	110.70		
	DBZ / US19	181.86		
	US26	119.43		
	US26D	119.43		
	US28	68.64		
	US32	169.29		
	US32D	100.47		



36N Pull Plate - Square Corner Material: Brass, bronze, aluminum, stainless steel Gauge: 0.050; CTC: 5-1/2" Fasteners: #6 x 5/8" OPH tapping screws 30S x 6N Pull				
3-1/2" x 15"	US3	99.06	1	10
	US4	99.06		
	DBZ / US19	69.08		
	US26	103.13		
	US26D	103.13		
	US28	54.36		
	US32	136.63		
	US32D	78.79		
4" x 16"	US3	102.47	1	10
	US4	102.47		
	DBZ / US19	74.87		
	US26	106.54		
	US26D	106.54		
	US28	57.76		
	US32	149.68		
	US32D	80.03		



Trim & Auxiliary



39E

Pull Plate - Square Corner - 3/4" Oval Pull
 Material: Brass, bronze, aluminum, stainless steel
 Gauge: 0.050; CTC: 6"
 Fasteners: #6 x 5/8" OPH tapping screws
 30S x 9E Pull

Description	Finish	List	Box Qty.	Case Qty.
3-1/2" x 15"	US3	98.49	1	10
	US4	98.49		
	DBZ / US19	148.04		
	US26	135.04		
	US26D	112.86		
	US32	119.84		
	US32D	92.42		
4" x 16"	US3	101.89	1	10
	US4	101.89		
	DBZ / US19	151.06		
	US26	141.78		
	US26D	116.26		
	US32	126.65		
	US32D	94.15		



39G

Pull Plate - Square Corner - 3/4" Oval Pull
 Material: Brass, bronze, aluminum, stainless steel
 Gauge: 0.050; CTC: 8"
 Fasteners: #6 x 5/8" OPH tapping screws
 30S x 9G Pull

3-1/2" x 15"	US3	102.31	1	10
	US4	101.84		
	DBZ / US19	151.95		
	US26	141.11		
	US26D	117.93		
	US32	128.15		
	US32D	94.15		
4" x 16"	US3	109.12	1	10
	US4	109.12		
	DBZ / US19	155.04		
	US26	148.01		
	US26D	124.74		
	US32	134.97		
	US32D	97.57		





Description	Finish	List		Case Qty.
39J Pull Plate - Square Corner - 3/4" Oval Pull Material: Brass, bronze, aluminum, stainless steel Gauge: 0.050; CTC: 10" Fasteners: #6 x 5/8" OPH tapping screws 30S x 9J Pull				
3-1/2" x 15"		US3	130.72	1
		US4	158.40	
		DBZ / US19	162.57	
		US26	176.69	
		US26D	168.46	
		US32	163.63	
		US32D	140.78	
4" x 16"		US3	128.81	1
		US4	159.31	
		DBZ / US19	165.89	
		US26	181.92	
		US26D	176.35	
		US32	164.97	
		US32D	143.36	



Trim & Auxiliary



Description	Finish	List	Box Qty.	Case Qty.
40R				
Push Plate - Radius Corner - Not Beveled				
Material: Brass, bronze, aluminum, stainless steel				
Gauge: 0.050				
Fasteners: #6 x 5/8" OPH tapping screws				
3" x 12"	US3	38.89	10	50
	US4	40.31		
	DBZ / US19	39.13		
	US26	46.71		
	US26D	46.71		
	US28	24.35		
	US32	36.40		
	US32D	31.24		
3-1/2" x 15"	US3	44.87	10	50
	US4	49.78		
	DBZ / US19	40.09		
	US26	53.85		
	US26D	53.85		
	US28	26.18		
	US32	42.13		
	US32D	36.40		
4" x 16"	US3	49.45	10	50
	US4	54.60		
	DBZ / US19	52.57		
	US26	58.84		
	US26D	58.84		
	US28	27.51		
	US32	45.37		
	US32D	39.06		
6" x 16"	US3	69.07	-	5
	US4	74.29		
	DBZ / US19	42.04		
	US26	80.70		
	US26D	80.70		
	US28	35.74		
	US32	85.18		
	US32D	59.51		
8" x 16"	US3	81.03	-	5
	US4	90.17		
	DBZ / US19	46.25		
	US26	97.23		
	US26D	97.23		
	US28	40.64		
	US32	86.51		
	US32D	88.68		





Description	Finish	List	Box Qty.	Case Qty.
A40R				
Push Plate - Radius Corner - Not Beveled				
Material: Brass, bronze, aluminum, stainless steel				
Gauge: 0.062				
Fasteners: #6 x 5/8" OPH tapping screws				
3" x 12"	US3	57.26	10	50
	US4	57.26		
	US10	65.16		
	DBZ / US19	68.47		
	US26	65.16		
	US26D	65.16		
	US28	39.06		
	US32	56.93		
	US32D	39.81		
	3-1/2" x 15"	US3		
US4		61.08		
US10		71.88		
DBZ / US19		70.16		
US26		71.88		
US26D		71.88		
US28		35.07		
US32		67.23		
US32D		46.96		
4" x 16"		US3	67.81	10
	US4	67.81		
	US10	78.54		
	DBZ / US19	92.01		
	US26	78.54		
	US26D	78.54		
	US28	37.15		
	US32	70.72		
	US32D	51.19		
	6" x 16"	US3	89.92	
US4		97.73		
US10		97.73		
DBZ / US19		73.57		
US26		97.73		
US26D		97.73		
US28		45.88		
US32		110.70		
US32D		80.36		
8" x 16"		US3	99.98	-
	US4	109.70		
	US10	80.92		
	DBZ / US19	111.36		
	US26	111.36		
	US26D	111.36		
	US28	51.61		
	US32	140.19		
	US32D	85.18		



Trim & Auxiliary



Description	Finish	List	Box Qty.	Case Qty.
50T				
Push Plate - Round - Not Beveled				
Material: Brass, bronze, aluminum, stainless steel				
Gauge: 0.050				
Fasteners: #6 x 5/8" OPH tapping screws				
3" x 12"	US3	46.96	5	50
	US4	46.96		
	DBZ / US19	38.48		
	US26	51.19		
	US26D	51.19		
	US28	34.66		
	US32	40.80		
	US32D	68.22		
3-1/2" x 15"	US3	49.45	5	50
	US4	49.57		
	DBZ / US19	39.67		
	US26	58.68		
	US26D	58.68		
	US28	38.31		
	US32	46.71		
	US32D	42.89		
4" x 16"	US3	54.60	5	50
	US4	54.60		
	DBZ / US19	41.91		
	US26	62.75		
	US26D	62.75		
	US28	40.80		
	US32	45.37		
	US32D	50.53		



Description	Finish	List	Box Qty.	Case Qty.
A50T				
Push Plate - Round - Not Beveled				
Material: Brass, bronze, aluminum, stainless steel				
Gauge: 0.062				
Fasteners: #6 x 5/8" OPH tapping screws				
3" x 12"	US3	74.29	5	50
	US4	74.29		
	US10	82.36		
	DBZ / US19	68.42		
	US26	82.36		
	US26D	82.36		
	US28	46.71		
	US32	64.74		
	US32D	55.18		
3-1/2" x 15"	US3	77.21	5	50
	US4	77.21		
	US10	90.59		
	DBZ / US19	69.41		
	US26	90.59		
	US26D	90.59		
	US28	54.27		
	US32	67.23		
	US32D	56.93		
4" x 16"	US3	83.69	5	50
	US4	83.69		
	US10	96.98		
	DBZ / US19	73.34		
	US26	96.98		
	US26D	96.98		
	US28	56.93		
	US32	70.72		
	US32D	62.25		



60S				
Push Plate - Square Corner - Beveled				
Material: Plastic Laminate				
Gauge: 0.125				
Fasteners: #6 x 5/8" OPH tapping screws				
3" x 12"	PG - Gray	18.37	5	50
	PK - Black	18.37		
	CO - Brown	18.37		
3-1/2" x 15"	PG - Gray	19.77	5	50
	PK - Black	19.77		
	CO - Brown	19.77		
4" x 16"	PG - Gray	20.85	5	50
	PK - Black	20.85		
	CO - Brown	20.85		
6" x 16"	PG - Gray	26.18	5	50
	PK - Black	26.18		
	CO - Brown	26.18		
8" x 16"	PG - Gray	31.24	5	50
	PK - Black	31.24		
	CO - Brown	31.24		



Trim & Auxiliary



Description	Finish	List	Box Qty.	Case Qty.
70S				
Push Plate - Square Corner - Beveled				
Material: Clear Plastic Laminate				
Gauge: 0.125				
Fasteners: #6 x 5/8" OPH tapping screws				
3" x 12"	PC - Clear	18.37	5	50
3-1/2" x 15"	PC - Clear	20.78	5	50
4" x 16"	PC - Clear	22.02	5	50
6" x 16"	PC - Clear	29.67	5	50
8" x 16"	PC - Clear	34.24	5	50





Description	Finish	List	Box Qty.	Case Qty.
80S				
Push Plate - Square Corner - Beveled				
Material: Brass, bronze, aluminum, stainless steel				
Gauge: 0.125				
Fasteners: #6 x 5/8" OPH tapping screws				
3" x 12"	US3	83.52	5	50
	US4	88.26		
	US10	97.73		
	DBZ / US19	74.12		
	US26	97.73		
	US26D	97.73		
	US28	41.30		
	US32	89.09		
	US32D	69.31		
	3-1/2" x 15"	US3		
US4		101.39		
US10		107.62		
DBZ / US19		82.36		
US26		107.62		
US26D		107.62		
US28		47.70		
US32		97.41		
US32D		50.53		
4" x 16"		US3	115.60	5
	US4	115.60		
	US10	119.84		
	DBZ / US19	84.91		
	US26	116.10		
	US26D	116.10		
	US28	50.36		
	US32	101.23		
	US32D	64.24		
	6" x 16"	US3	136.30	
US4		140.12		
US10		144.53		
DBZ / US19		93.40		
US26		144.53		
US26D		144.53		
US28		74.29		
US32		129.31		
US32D		99.48		
8" x 16"		US3	173.03	-
	US4	176.35		
	US10	176.35		
	DBZ / US19	102.74		
	US26	181.67		
	US26D	181.67		
	US28	90.59		
	US32	160.32		
	US32D	123.50		



Trim & Auxiliary



Description	Finish	List	Box Qty.	Case Qty.
90R				
Push Plate - Radius Corner - Not Beveled				
Material: Brass, bronze, aluminum, stainless steel				
Gauge: 0.125				
Fasteners: #6 x 5/8" OPH tapping screws				
3" x 12"	US3	111.28	5	50
	US4	117.76		
	US10	125.49		
	DBZ / US19	96.35		
	US26	125.49		
	US26D	125.49		
	US28	67.23		
	US32	116.60		
	US32D	91.00		
3-1/2" x 15"	US3	120.09	5	50
	US4	124.58		
	US10	135.13		
	DBZ / US19	107.06		
	US26	135.13		
	US26D	135.13		
	US28	103.79		
	US32	125.91		
	US32D	97.57		
4" x 16"	US3	127.23	5	50
	US4	136.30		
	US10	143.86		
	DBZ / US19	110.38		
	US26	143.86		
	US26D	143.86		
	US28	77.21		
	US32	135.04		
	US32D	99.48		
6" x 16"	US3	164.21	-	5
	US4	167.88		
	US10	172.20		
	DBZ / US19	121.41		
	US26	172.20		
	US26D	172.20		
	US28	101.55		
	US32	156.24		
	US32D	119.18		
8" x 16"	US3	200.87	-	5
	US4	204.20		
	US10	209.01		
	DBZ / US19	133.55		
	US26	209.01		
	US26D	209.01		
	US28	117.43		
	US32	187.33		
	US32D	141.29		















Description	Finish	List	Box Qty.	Case Qty.
100T				
Push Plate - Square Corner - Rounded Bevel - Top and Bottom				
Material: Brass, bronze, aluminum, stainless steel				
Gauge: 0.125				
Fasteners: #6 x 5/8" OPH tapping screws				
3" x 12"	US3	108.70	5	50
	US4	112.28		
	US10	122.25		
	DBZ / US19	94.41		
	US26	122.25		
	US26D	122.25		
	US28	64.98		
	US32	113.52		
	US32D	88.42		
3-1/2" x 15"	US3	117.09	5	50
	US4	121.59		
	US10	132.05		
	DBZ / US19	104.91		
	US26	132.05		
	US26D	132.05		
	US28	72.38		
	US32	122.91		
	US32D	95.32		
4" x 16"	US3	124.41	5	50
	US4	140.78		
	US10	140.78		
	DBZ / US19	108.16		
	US26	140.78		
	US26D	140.78		
	US28	85.76		
	US32	129.39		
	US32D	101.23		
6" x 16"	US3	140.78	-	5
	US4	151.59		
	US10	157.65		
	DBZ / US19	118.98		
	US26	157.65		
	US26D	157.65		
	US28	98.23		
	US32	129.31		
	US32D	116.26		
8" x 16"	US3	187.65	-	5
	US4	204.61		
	US10	212.41		
	DBZ / US19	130.87		
	US26	212.41		
	US26D	212.41		
	US28	168.71		
	US32	165.72		
	US32D	157.73		



Trim & Auxiliary






	Description	Finish	List	Box Qty.	Case Qty.
	110S	US3	99.39	1	10
	Half Circle Push Plate	US4	99.39		
	8" x 16"	DBZ / US19	111.11		
	Material: Brass, bronze, aluminum, stainless steel	US26	111.11		
	Gauge: 0.050	US26D	111.11		
	Fasteners: #6 x 5/8" OPH tapping screws	US28	62.33		
		US32	95.49		
	US32D	77.62			
	120L	US3	145.52	2	20
	Pull Plate - w/ Lip (Not beveled)	US4	145.52		
	3-1/2"x16"	US10	130.97		
	Material: Brass, bronze, aluminum, stainless steel	DBZ / US19	130.97		
	Lip Projection: 1-1/8"	US26	130.97		
	Gauge: 0.125	US26D	130.97		
	Fasteners: #6 x 5/8" OPH tapping screws	US28	65.16		
	US32	163.31			
	US32D	71.14			
	121L	US3	84.77	1	10
	Cylinder Pull	US4	65.16		
	2" x 3-3/4"	US10	89.92		
	Material: Brass, bronze, aluminum, stainless steel	DBZ / US19	135.15		
	Beveled Lip Projection: 1-1/8"	US26	66.40		
	Gauge: 0.125	US26D	89.92		
	Cylinder Cutout: 1-1/4" diameter	US28	58.18		
Cylinder sold separately. Stud installed on reverse to prevent twisting.	US32	77.62			
	US32D	73.63			
	122L	US32D	372.57	1	10
	Security Push/Pull Set				
	Push Plate: 4" x 16"				
	Pull Plate: 4" x 9-1/4"				
	Fasteners: BTB by Type 6				
	Lip Projection: 2-1/8"				
Gauge: 0.125					
Mounting with security torx screws and blank head sex nuts.					
	125S	US3	319.96	4	6.16
	Bent Push Bar	US4	319.96		6.16
	Material: Brass, bronze, aluminum, stainless steel	US10	331.01		6.16
	Bar Size: 3/8" x 1-1/4"	DBZ / US19	331.01		6.16
	Base Plate: 1" x 3"	US28	198.46		4.24
	Projection: 2-1/8"	US32	358.35		10.31
	*Add per linear inch or fraction thereof	US32D	288.30		8.69
Standard fasteners are 1/4"-20 FPHMS and #8 x 3/4" FPH Tapping Screws.					








	Description	Finish	List	Box Qty.	Case Qty.
	126S	US3	331.01	4	6.16
	Push Bar	US4	414.29		6.16
	Material: Brass, bronze, aluminum, stainless steel	US10	491.15		6.16
	Bar Size: 3/8" x 1-1/4"	DBZ / US19	491.15		6.16
	Base Plate: 1" x 3"	US28	240.43		4.24
	Projection: 2-1/8"	US32	422.43		10.31
	*Add per linear inch or fraction thereof	US32D	383.19		8.69
Standard fasteners are #8 x 3/4" FPH Tapping Screws. Optional thru bolts available.					
	127S	US3	242.50	1	12.31
	Push Bar	US4	269.27		12.31
	Material: Brass, bronze, aluminum, stainless steel	US10	269.27		12.31
	Bar Size: 3/8" x 1-1/4"	DBZ / US19	269.27		12.31
	Base: 1-1/4" Square	US28	154.66		8.38
	Projection: 3/4"	US32	283.31		19.86
	*Add per linear inch or fraction thereof	US32D	218.98		20.52
Standard fasteners are 1/4"-20 FPHMS. Optional wood screws available no charge.					
	128P	US3	577.42	1	12.31
	Wide Push Bar	US4	617.81		12.31
	Material: Brass, bronze, aluminum, stainless steel	US10	636.42		12.31
	Bar Size: 3/8" x 3"	DBZ / US19	636.42		12.31
	Base Plate: 1-1/2" x 4-1/2"	US28	536.62		8.38
	Projection: 2-1/8"	US32	672.58		19.86
	*Add per linear inch or fraction thereof	US32D	566.20		20.52
Standard fasteners are #8 x 3/4" FPH Tapping Screws. Optional thru bolts available.					
	128S	US3	543.68	1	12.31
	Wide Push Bar	US4	568.27		12.31
	Material: Brass, bronze, aluminum, stainless steel	US10	595.62		12.31
	Bar Size: 3/8" x 3"	DBZ / US19	595.62		12.31
	Base: 3/8" x 3"	US28	297.43		8.38
	Projection: 2"	US32	630.44		19.86
	Door Thickness: 1-3/4" Standard	US32D	525.40		20.52
*Add per linear inch or fraction thereof Standard fasteners are 1/4"-20 x 2-1/4" FPHMS with finish washers.					
	129P	US3	460.33	1	12.31
	Wide Push Bar	US4	487.91		12.31
	Bar Size: 3/8" x 3"	US10	516.00		12.31
	Base: 1" x 3"	DBZ / US19	516.00		12.31
	Projection: 3/4"	US28	213.75		8.38
	*Add per linear inch or fraction thereof	US32	568.45		19.86
	Standard fasteners are 1/4"-20 x 1-1/4" FPHMS. Optional thru bolts available. #14 FPH wood screws available.	US32D	450.27		20.52



Trim & Auxiliary






	Description	Finish	List	Box Qty.	Case Qty.
	130S	US3	315.13	4	6.16
	Push Bar	US4	339.91		6.16
	Material: Brass, bronze, aluminum, stainless steel	US10	405.14		6.16
	Bar Stock: 1" Round	DBZ / US19	405.14		6.62
	Projection: 2-1/2"	US28	149.09		4.24
	Door Thickness: 1-3/4"	US32	375.63		10.31
	*Add per linear inch or fraction thereof	US32D	297.43		8.69
Standard fasteners are 1/4"-20 x 2-1/4" FPHMS with finish washers. May be ordered with Type 5 mounting at an extra charge.					
	131S	US3	324.62	4	6.16
	Push Bar	US4	355.36		6.16
	Material: Brass, bronze, aluminum, stainless steel	US10	389.26		6.16
	Bar Stock: 1" Round	DBZ / US19	389.26		6.62
	Base Plate: 2" Diameter	US28	162.55		4.24
	Projection: 2-5/8"	US32	393.09		10.31
	Door Thickness: 1-3/4" Standard	US32D	321.79		8.69
*Add per linear inch or fraction thereof Standard fasteners are 1/4"-20 x 2-1/4" FPHMS with finish washers. May be ordered with Type 5 mounting at an extra charge.					
	133S	US3	267.11	4	6.16
	Push Bar	US4	290.62		6.16
	Material: Brass, bronze, aluminum, stainless steel	US10	315.13		6.16
	Bar Stock: 3/4" Round	DBZ / US19	315.13		6.16
	Projection: 2-1/4"	US28	126.40		4.24
	Door Thickness: 1-3/4" Standard	US32	322.12		10.31
	*Add per linear inch or fraction thereof	US32D	252.89		8.69
Standard fasteners are 1/4"-20 x 2-1/4" FPHMS with finish washers					
	134S	US3	277.82	4	6.16
	Push Bar	US4	312.14		6.16
	Material: Brass, bronze, aluminum, stainless steel	US10	333.59		6.16
	Bar Stock: 3/4" Round	DBZ / US19	333.59		6.16
	Base Plate: 1-1/4" Diameter	US28	144.35		4.24
	Projection: 2-3/8"	US32	353.70		10.31
	Door Thickness: 1-3/4" Standard	US32D	270.43		8.69
*Add per linear inch or fraction thereof Standard fasteners are 1/4"-20 x 2-1/4" FPHMS with finish washers. May be ordered with Type 5 mounting at an extra charge.					
	136S	US3	664.26	4	12.31
	Push Bar	US4	679.40		12.31
	Material: Brass, bronze, aluminum, stainless steel	US10	694.69		12.31
	Bar Stock: 1-1/4" Round	DBZ / US19	694.69		12.31
	Projection: 3"	US28	480.44		8.38
	Fasteners: 5/16" - 18 x 2-1/4" with finish washers	US32	630.44		19.86
	Door Thickness: 1-3/4" Standard	US32D	570.43		20.52
*Add per linear inch or fraction thereof May be ordered with Type 5 mounting at an extra charge					








	Description	Finish	List	Box Qty.	Case Qty.
	137S	US3	679.97	4	12.31
	Push Bar	US4	694.69		12.31
	Material: Brass, bronze, aluminum, stainless steel	US10	710.48		12.31
	Bar Stock: 1-1/4" Round	DBZ / US19	710.48		12.31
	Base Plate: 2" Diameter	US28	495.48		8.38
	Projection: 3-1/8"	US32	695.94		19.86
	Door Thickness: 1-3/4" Standard	US32D	585.40		20.52
	Fasteners: 5/16" - 18 x 2-1/4" with finish washers				
Additional bars by quotation					
*Add per linear inch or fraction thereof					
May be ordered with Type 5 mounting at an extra charge					
	138P	US3	703.83	2	24.77
	Push/Pull Set	US4	765.74		24.77
	Material: Brass, bronze, aluminum, stainless steel	US10	814.85		24.77
	Bar Stock: 1" Round	DBZ / US19	814.85		24.77
	Projection: 2-1/2"	US28	369.40		16.47
	Fasteners: 1/4" - 20 type 3 concealed cone	US32	822.58		36.40
	*Add per linear inch or fraction thereof	US32D	666.42		41.24
	Additional bars by quotation				
	139P	US3	568.71	2	24.77
	Push/Pull Set	US4	654.71		24.77
	Material: Brass, bronze, aluminum, stainless steel	US10	703.83		24.77
	Bar Stock: 3/4" Round	DBZ / US19	703.83		24.77
	Projection: 2-1/4"	US28	324.37		16.47
	Fasteners: 1/4" - 20 type 3 concealed cone	US32	714.21		36.40
	*Add per linear inch or fraction thereof	US32D	577.42		41.24
	Additional bars by quotation				
	140P	US3	1,404.82	2	24.77
	Push/Pull Set	US4	1,432.17		24.77
	Material: Brass, bronze, aluminum, stainless steel	US10	1,463.00		24.77
	Bar Stock: 1-1/4" Round	DBZ / US19	1,463.00		24.77
	Projection: 3"	US28	1,062.26		16.47
	Fasteners: 5-16" - 18 Type 3 concealed cone	US32	1,392.52		36.40
	*Add per linear inch or fraction thereof	US3D	1,212.52		41.24
	Additional bars by quotation				
	150B	US3	484.92	2	6.16
	Push/Pull Set	US4	506.78		6.16
	Material: Brass, bronze, aluminum, stainless steel	US10	521.91		6.16
	Bar Stock: 3/4" Round	DBZ / US19	521.91		6.16
	Projection: 2-1/4"	US28	274.00		4.24
	CTC: 8"	US32	597.37		10.31
	Fasteners: Type 7 & (2) Type 8	US32D	477.36		8.69
	Additional bars by quotation				
*Add per linear inch or fraction thereof					
For tempered glass only					



Trim & Auxiliary






	Description	Finish	List	Box Qty.	Case Qty.
	150D	US3	408.55	2	6.16
	Push/Pull Set	US4	429.49		6.16
	Material: Brass, bronze, aluminum, stainless steel	US10	444.70		6.16
	Bar Stock: 3/4" Round	DBZ / US19	465.22		6.16
	Projection: 2-1/4"	US28	213.49		4.24
	CTC: 8"	US32	522.48		10.31
	Fasteners: Type 7 & (2) Type 8	US32D	402.40		8.69
	Additional bars by quotation				
	*Add per linear inch or fraction thereof				
	Standard fastening method				
	150V	US3	458.00	2	6.16
	Push/Pull Set	US4	478.94		6.16
	Material: Brass, bronze, aluminum, stainless steel	US10	494.07		6.16
	Bar Stock: 3/4" Round	DBZ / US19	494.07		6.16
	Projection: 2-1/4"	US28	261.53		4.24
	CTC: 10"	US32	570.43		10.31
	Fasteners: Type 7 & (2) Type 8	US32D	450.27		8.69
	Additional bars by quotation				
	*Add per linear inch or fraction thereof				
	Fully concealed fastening method				
	151B	US3	506.78	2	6.16
	Push/Pull Set	US4	528.06		6.16
	Material: Brass, bronze, aluminum, stainless steel	US10	547.67		6.16
	Bar Stock: 3/4" Round	DBZ / US19	547.67		6.16
	Projection: 2-1/4"	US28	304.00		4.24
	CTC: 10"	US32	543.35		10.31
	Fasteners: Type 7 & (2) Type 8	US32D	495.48		8.69
	Additional bars by quotation				
	*Add per linear inch or fraction thereof				
	For tempered glass only				
	151D	US3	429.49	2	6.16
	Push/Pull Set	US4	451.27		6.16
	Material: Brass, bronze, aluminum, stainless steel	US10	470.55		6.16
	Bar Stock: 3/4" Round	DBZ / US19	470.55		6.16
	Projection: 2-1/4"	US28	231.70		4.24
	CTC: 10"	US32	540.36		10.31
	Fasteners: Type 7 & (2) Type 8	US32D	420.43		8.69
	Additional bars by quotation				
	*Add per linear inch or fraction thereof				
	Standard fastening method				
	151V	US3	478.94	2	6.16
	Push/Pull Set	US4	500.21		6.16
	Material: Brass, bronze, aluminum, stainless steel	US10	519.91		6.16
	Bar Stock: 3/4" Round	DBZ / US19	519.91		6.16
	Projection: 2-1/4"	US28	284.47		4.24
	CTC: 12"	US32	588.39		10.31
	Fasteners: Type 7 & (2) Type 8	US32D	468.30		8.69
	Additional bars by quotation				
	*Add per linear inch or fraction thereof				
	Fully concealed fastening method				







	Description	Finish	List	Box Qty.	Case Qty.
	152B	US3	529.14	2	6.16
	Push/Pull Set	US4	565.12		6.16
	Material: Brass, bronze, aluminum, stainless steel	US10	571.35		6.16
	Bar Stock: 3/4" Round	DBZ / US19	571.35		6.16
	Projection: 2-1/4"	US28	321.62		4.24
	CTC: 12"	US32	625.04		10.31
	Fasteners: Type 7 & (2) Type 8	US32D	621.51		8.69
	Additional bars by quotation *Add per linear inch or fraction thereof For tempered glass only				
	152D	US3	451.68	2	6.16
	Push/Pull Set	US4	487.91		6.16
	Material: Brass, bronze, aluminum, stainless steel	US10	494.07		6.16
	Bar Stock: 3/4" Round	DBZ / US19	494.07		6.16
	Projection: 2-1/4"	US28	254.63		4.24
	CTC: 12"	US32	550.16		10.31
	Fasteners: Type 7 & (2) Type 1	US32D	438.72		8.69
	Additional bars by quotation *Add per linear inch or fraction thereof Standard fastening method				
	152V	US3	500.96	2	6.16
	Push/Pull Set	US4	537.28		6.16
	Material: Brass, bronze, aluminum, stainless steel	US10	543.68		6.16
	Bar Stock: 3/4" Round	DBZ / US19	543.68		6.16
	Projection: 2-1/4"	US28	307.41		4.24
	CTC: 12"	US32	598.36		10.31
	Fasteners: Type 7 & (2) Type 1	US32D	486.42		8.69
	Additional bars by quotation *Add per linear inch or fraction thereof Standard fastening method				
	153B	US3	542.76	2	6.16
	Push/Pull Set	US4	608.17		6.16
	Material: Brass, bronze, aluminum, stainless steel	US10	608.17		6.16
	Bar Stock: 1" Round	DBZ	608.17		6.16
	Projection: 2-1/2"	US28	309.15		4.24
	CTC: 10"	US32	631.69		10.31
	Fasteners: Type 7 & (2) Type 8	US32D	512.94		8.69
	Additional bars by quotation *Add per linear inch or fraction thereof For tempered glass only				
	153D	US3	465.80	2	6.16
	Push/Pull Set	US4	531.05		6.16
	Material: Brass, bronze, aluminum, stainless steel	US10	553.56		6.16
	Bar Stock: 1" Round	DBZ	557.97		6.16
	Projection: 2-1/2"	US28	234.27		4.24
	CTC: 10"	US32	556.73		10.31
	Fasteners: Type 7 & (2) Type 1	US32D	437.80		8.69
	Additional bars by quotation *Add per linear inch or fraction thereof Standard fastening method				



Trim & Auxiliary





	Description	Finish	List	Box Qty.	Case Qty.
	153V	US3	516.00	2	6.16
	Push/Pull Set	US4	580.50		6.16
	Material: Brass, bronze, aluminum, stainless steel	US10	580.50		6.16
	Bar Stock: 1" Round	DBZ	580.50		6.16
	Projection: 2-1/2"	US28	285.64		4.24
	CTC: 10"	US32	604.77		10.31
	Fasteners: Type 7 & (2) Type 5	US32D	485.75		8.69
	Additional bars by quotation				
	*Add per linear inch or fraction thereof				
	Fully concealed fastening method				
	154B	US3	561.21	2	6.16
	Push/Pull Set	US4	636.60		6.16
	Material: Brass, bronze, aluminum, stainless steel	US10	650.81		6.16
	Bar Stock: 1" Round	DBZ	650.81		6.16
	Projection: 2-1/2"	US28	257.16		4.24
	CTC: 12"	US32	546.54		10.31
	Fasteners: Type 7 & (2) Type 8	US32D	528.64		8.69
	Additional bars by quotation				
	*Add per linear inch or fraction thereof				
	For tempered glass only				
	154D	US3	481.52	2	6.16
	Push/Pull Set	US4	548.75		6.16
	Material: Brass, bronze, aluminum, stainless steel	US10	576.26		6.16
	Bar Stock: 1" Round	DBZ	576.26		6.16
	Projection: 2-1/2"	US28	261.53		4.24
	CTC: 12"	US32	578.50		10.31
	Fasteners: Type 7 & (2) Type 1	US32D	453.51		8.69
	Additional bars by quotation				
	*Add per linear inch or fraction thereof				
	Standard fastening method				
	154V	US3	530.88	2	6.16
	Push/Pull Set	US4	598.11		6.16
	Material: Brass, bronze, aluminum, stainless steel	US10	624.54		6.16
	Bar Stock: 1" Round	DBZ	624.54		6.16
	Projection: 2-1/2"	US28	323.54		4.24
	CTC: 12"	US32	626.70		10.31
	Fasteners: Type 7 & (2) Type 5	US32D	501.47		8.69
	Additional bars by quotation				
	*Add per linear inch or fraction thereof				
	Fully concealed fastening method				
	155B	US3	625.04	2	6.16
	Push/Pull Set	US4	664.02		6.16
	Material: Brass, bronze, aluminum, stainless steel	US10	702.91		6.16
	Bar Stock: 1" Round	DBZ	702.91		6.16
	Projection: 2-1/2"	US28	404.40		4.24
	CTC: 18"	US32	710.22		10.31
	Fasteners: Type 7 & (2) Type 8	US32D	573.44		8.69
	Additional bars by quotation				
	*Add per linear inch or fraction thereof				
	For tempered glass only				







	Description	Finish	List	Box Qty.	Case Qty.
	155D	US3	547.92	2	6.16
	Push/Pull Set	US4	618.56		6.16
	Material: Brass, bronze, aluminum, stainless steel	US10	625.96		6.16
	Bar Stock: 1" Round	DBZ	625.96		6.16
	Projection: 2-1/2"	US28	277.99		4.24
	CTC: 18"	US32	635.18		10.31
	Fasteners: Type 7 & (2) Type 1	US32D	498.47		8.69
	Additional bars by quotation *Add per linear inch or fraction thereof Standard fastening method				
	155V	US3	597.20	2	6.16
	Push/Pull Set	US4	636.42		6.16
	Material: Brass, bronze, aluminum, stainless steel	US10	675.06		6.16
	Bar Stock: 1" Round	DBZ	675.06		6.16
	Projection: 2-1/2"	US28	341.24		4.24
	CTC: 18"	US32	683.05		10.31
	Fasteners: Type 7 & (2) Type 5	US32D	546.67		8.69
	Additional bars by quotation *Add per linear inch or fraction thereof Fully concealed fastening method				
	156B	US3	558.90	1	6.16
	Offset Push/Pull Set	US4	558.98		6.16
	Material: Brass, bronze, aluminum, stainless steel	US10	584.40		6.16
	Bar Stock: 3/4" Round	DBZ	584.40		6.16
	Projection: 2-1/2"	US28	357.61		4.24
	Offset: 2-1/2"	US32	664.44		10.31
	CTC: 8"	US32D	528.80		8.69
	Fasteners: Type 7 & (2) Type 8 Handing Required Additional bars by quotation *Add per linear inch or fraction thereof For tempered glass only				
	156D	US3	463.32	1	6.16
	Offset Push/Pull Set	US4	481.68		6.16
	Material: Brass, bronze, aluminum, stainless steel	US10	502.79		6.16
	Bar Stock: 3/4" Round	DBZ	507.11		6.16
	Projection: 2-1/2"	US28	282.56		4.24
	Offset: 2-1/2"	US32	589.64		10.31
	CTC: 8"	US32D	453.76		8.69
	Fasteners: Type 7 & (2) Type 1 Handing Required Additional bars by quotation *Add per linear inch or fraction thereof Standard fastening method				



Trim & Auxiliary





	Description	Finish	List	Box Qty.	Case Qty.
	156V	US3	513.59	1	6.16
	Offset Push/Pull Set	US4	531.05		6.16
	Material: Brass, bronze, aluminum, stainless steel	US10	556.56		6.16
	Bar Stock: 3/4" Round	DBZ	556.56		6.16
	Projection: 2-1/2"	US28	330.60		4.24
	Offset: 2-1/2"	US32	637.34		10.31
	CTC: 8"	US32D	501.79		8.69
	Fasteners: Type 7 & (2) Type 5				
	Handing Required				
	Additional bars by quotation				
*Add per linear inch or fraction thereof					
Fully concealed fastening method					
	157B	US3	569.61	1	6.16
	Offset Push/Pull Set	US4	584.90		6.16
	Material: Brass, bronze, aluminum, stainless steel	US10	611.32		6.16
	Bar Stock: 3/4" Round	DBZ	611.32		6.16
	Projection: 2-1/2"	US28	364.59		4.24
	Offset: 2-1/2"	US32	682.05		10.31
	CTC: 10"	US32D	541.19		8.69
	Fasteners: Type 7 & (2) Type 8				
	Handing Required				
	Additional bars by quotation				
*Add per linear inch or fraction thereof					
For tempered glass only					
	157D	US3	476.44	1	6.16
	Offset Push/Pull Set	US4	494.07		6.16
	Material: Brass, bronze, aluminum, stainless steel	US10	520.50		6.16
	Bar Stock: 3/4" Round	DBZ	520.50		6.16
	Projection: 2-1/2"	US28	289.79		4.24
	Offset: 2-1/2"	US32	607.25		10.31
	CTC: 10"	US32D	466.23		8.69
	Fasteners: Type 7 & (2) Type 1				
	Handing Required				
	Additional bars by quotation				
*Add per linear inch or fraction thereof					
Standard fastening method					
	157V	US3	526.81	1	6.16
	Offset Push/Pull Set	US4	543.68		6.16
	Material: Brass, bronze, aluminum, stainless steel	US10	570.19		6.16
	Bar Stock: 3/4" Round	DBZ	570.19		6.16
	Projection: 2-1/2"	US28	337.91		4.24
	Offset: 2-1/2"	US32	655.45		10.31
	CTC: 10"	US32D	514.02		8.69
	Fasteners: Type 7 & (2) Type 5				
	Handing Required				
	Additional bars by quotation				
*Add per linear inch or fraction thereof					
Fully concealed fastening method					







	Description	Finish	List	Box Qty.	Case Qty.
	158B	US3	576.93	1	6.16
	Offset Push/Pull Set	US4	619.30		6.16
	Material: Brass, bronze, aluminum, stainless steel	US10	645.82		6.16
	Bar Stock: 3/4" Round	DBZ	645.82		6.16
	Projection: 2-1/2"	US28	396.33		4.24
	Offset: 2-1/2"	US32	714.55		10.31
	CTC: 12"	US32D	564.54		8.69
	Fasteners: Type 7 & (2) Type 8				
	Handing Required				
	Additional bars by quotation				
*Add per linear inch or fraction thereof					
For tempered glass only					
	158D	US3	528.39	1	6.16
	Offset Push/Pull Set	US4	528.06		6.16
	Material: Brass, bronze, aluminum, stainless steel	US10	547.33		6.16
	Bar Stock: 3/4" Round	DBZ	547.33		6.16
	Projection: 2-1/2"	US28	321.62		4.24
	Offset: 2-1/2"	US32	639.34		10.31
	CTC: 12"	US32D	489.50		8.69
	Fasteners: Type 7 & (2) Type 1				
	Handing Required				
	Additional bars by quotation				
*Add per linear inch or fraction thereof					
Standard fastening method					
	158V	US3	549.45	1	6.16
	Offset Push/Pull Set	US4	577.42		6.16
	Material: Brass, bronze, aluminum, stainless steel	US10	596.79		6.16
	Bar Stock: 3/4" Round	DBZ	596.79		6.16
	Projection: 2-1/2"	US28	369.40		4.24
	Offset: 2-1/2"	US32	687.45		10.31
	CTC: 12"	US32D	537.45		8.69
	Fasteners: Type 7 & (2) Type 5				
	Handing Required				
	Additional bars by quotation				
*Add per linear inch or fraction thereof					
Fully concealed fastening method					
	159B	US3	614.49	1	6.16
	Offset Push/Pull Set	US4	664.02		6.16
	Material: Brass, bronze, aluminum, stainless steel	US10	688.53		6.16
	Bar Stock: 1" Round	DBZ	688.53		6.16
	Projection: 2-1/2"	US28	372.57		4.24
	Offset: 3"	US32	675.32		10.31
	CTC: 10"	US32D	575.67		8.69
	Fasteners: Type 7 & (2) Type 8				
	Handing Required				
	Additional bars by quotation				
*Add per linear inch or fraction thereof					
For tempered glass only					



Trim & Auxiliary






	Description	Finish	List	Box Qty.	Case Qty.
	159D	US3	537.28	1	6.16
	Offset Push/Pull Set	US4	586.81		6.16
	Material: Brass, bronze, aluminum, stainless steel	US10	652.38		6.16
	Bar Stock: 1" Round	DBZ	652.38		6.16
	Projection: 2-1/2"	US28	285.80		4.24
	Offset: 3"	US32	600.69		10.31
	CTC: 10"	US32D	500.55		8.69
	Fasteners: Type 7 & (2) Type 1				
	Handing Required				
	Additional bars by quotation				
*Add per linear inch or fraction thereof					
Standard fastening method					
	159V	US3	586.81	1	6.16
	Offset Push/Pull Set	US4	636.42		6.16
	Material: Brass, bronze, aluminum, stainless steel	US10	661.02		6.16
	Bar Stock: 1" Round	DBZ	661.02		6.16
	Projection: 2-1/2"	US28	342.48		4.24
	Offset: 3"	US32	648.48		10.31
	CTC: 10"	US32D	548.59		8.69
	Fasteners: Type 7 & (2) Type 5				
	Handing Required				
	Additional bars by quotation				
*Add per linear inch or fraction thereof					
Fully concealed fastening method					
	160B	US3	629.36	1	6.16
	Offset Push/Pull Set	US4	676.32		6.16
	Material: Brass, bronze, aluminum, stainless steel	US10	701.08		6.16
	Bar Stock: 1" Round	DBZ	701.08		6.16
	Projection: 2-1/2"	US28	402.40		4.24
	Offset: 3"	US32	705.40		10.31
	CTC: 12"	US32D	585.40		8.69
	Fasteners: Type 7 & (2) Type 8				
	Handing Required				
	Additional bars by quotation				
*Add per linear inch or fraction thereof					
For tempered glass only					
	160D	US3	552.32	1	6.16
	Offset Push/Pull Set	US4	599.28		6.16
	Material: Brass, bronze, aluminum, stainless steel	US10	657.78		6.16
	Bar Stock: 1" Round	DBZ	663.61		6.16
	Projection: 2-1/2"	US28	297.43		4.24
	Offset: 3"	US32	630.44		10.31
	CTC: 12"	US32D	510.60		8.69
	Fasteners: Type 7 & (2) Type 1				
	Handing Required				
	Additional bars by quotation				
*Add per linear inch or fraction thereof					
Standard fastening method					







	Description	Finish	List	Box Qty.	Case Qty.
	160V	US3	601.44	1	6.16
	Offset Push/Pull Set	US4	648.48		6.16
	Material: Brass, bronze, aluminum, stainless steel	US10	672.16		6.16
	Bar Stock: 1" Round	DBZ	673.24		6.16
	Projection: 2-1/2"	US28	360.60		4.24
	Offset: 3"	US32	678.56		10.31
	CTC: 12"	US32D	558.47		8.69
	Fasteners: Type 7 & (2) Type 5				
	Handing Required				
	Additional bars by quotation				
*Add per linear inch or fraction thereof					
Fully concealed fastening method					
	161B	US3	623.62	1	6.16
	Offset Push/Pull Set	US4	676.57		6.16
	Material: Brass, bronze, aluminum, stainless steel	US10	720.36		6.16
	Bar Stock: 1" Round	DBZ	720.36		6.16
	Projection: 2-1/2"	US28	400.49		4.24
	Offset: 3"	US32	729.09		10.31
	CTC: 18"	US32D	586.15		8.69
	Fasteners: Type 7 & (2) Type 8				
	Handing Required				
	Additional bars by quotation				
*Add per linear inch or fraction thereof					
For tempered glass only					
	161D	US3	583.57	1	6.16
	Offset Push/Pull Set	US4	633.11		6.16
	Material: Brass, bronze, aluminum, stainless steel	US10	679.40		6.16
	Bar Stock: 1" Round	DBZ	679.40		6.16
	Projection: 2-1/2"	US28	325.03		4.24
	Offset: 3"	US32	690.61		10.31
	CTC: 18"	US32D	553.24		8.69
	Fasteners: Type 7 & (2) Type 1				
	Handing Required				
	Additional bars by quotation				
*Add per linear inch or fraction thereof					
Standard fastening method					
	161V	US3	626.95	1	6.16
	Offset Push/Pull Set	US4	682.46		6.16
	Material: Brass, bronze, aluminum, stainless steel	US10	728.84		6.16
	Bar Stock: 1" Round	DBZ	728.84		6.16
	Projection: 2-1/2"	US28	522.48		4.24
	Offset: 3"	US32	738.48		10.31
	CTC: 18"	US32D	588.39		8.69
	Fasteners: Type 7 & (2) Type 5				
	Handing Required				
	Additional bars by quotation				
*Add per linear inch or fraction thereof					
Fully concealed fastening method					



Trim & Auxiliary

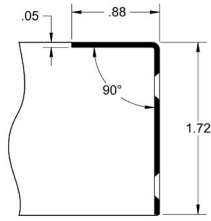
	Description	Finish	List	Box Qty.	Case Qty.
	164B	US3	1,108.63	1	12.31
	Push/Pull Set	US4	1,153.59		12.31
	Material: Brass, bronze, aluminum, stainless steel	US10	1,175.36		12.31
	Bar Stock: 1-1/4" Round	DBZ	1,175.36		12.31
	Projection: 3"	US28	873.36		8.38
	CTC: 12"	US32	1,168.55		19.86
	Fasteners: Type 7 & (2) Type 8	US32D	964.19		20.52
	Additional bars by quotation				
	*Add per linear inch or fraction thereof				
	For tempered glass only				
	164D	US3	1,008.41	1	12.31
	Push/Pull Set	US4	1,075.06		12.31
	Material: Brass, bronze, aluminum, stainless steel	US10	1,075.06		12.31
	Bar Stock: 1-1/4" Round	DBZ	1,075.06		12.31
	Projection: 3"	US28	775.88		8.38
	CTC: 12"	US32	964.19		19.86
	Fasteners: Type 7 & (2) Type 1	US32D	866.71		20.52
	Additional bars by quotation				
	*Add per linear inch or fraction thereof				
	Standard fastening method				
	164V	US3	1,141.71	1	12.31
	Push/Pull Set	US4	1,141.71		12.31
	Material: Brass, bronze, aluminum, stainless steel	US10	1,165.23		12.31
	Bar Stock: 1-1/4" Round	DBZ	1,165.23		12.31
	Projection: 3"	US28	840.78		8.38
	CTC: 12"	US32	1,051.79		19.86
	Fasteners: Type 7 & (2) Type 5	US32D	941.51		20.52
	Additional bars by quotation				
	*Add per linear inch or fraction thereof				
	Fully concealed fastening method				
	165B	US3	1,175.36	1	12.31
	Push/Pull Set	US4	1,241.85		12.31
	Material: Brass, bronze, aluminum, stainless steel	US10	1,241.85		12.31
	Bar Stock: 1-1/4" Round	DBZ	1,241.85		12.31
	Projection: 3"	US28	909.01		8.38
	CTC: 18"	US32	1,110.13		19.86
	Fasteners: Type 7 & (2) Type 8	US32D	1,022.53		20.52
	Additional bars by quotation				
	*Add per linear inch or fraction thereof				
	For tempered glass only				
	165D	US3	1,075.06	1	12.31
	Push/Pull Set	US4	1,141.71		12.31
	Material: Brass, bronze, aluminum, stainless steel	US10	1,141.71		12.31
	Bar Stock: 1-1/4" Round	DBZ	1,141.71		12.31
	Projection: 3"	US28	811.61		8.38
	CTC: 18"	US32	1,012.81		19.86
	Fasteners: Type 7 & (2) Type 1	US32D	915.33		20.52
	Additional bars by quotation				
	*Add per linear inch or fraction thereof				
	Standard fastening method				



	Description	Finish	List	Box Qty.	Case Qty.
	165V	US3	1,194.81	1	12.31
	Push/Pull Set	US4	1,208.61		12.31
	Material: Brass, bronze, aluminum, stainless steel	US10	1,208.61		12.31
	Bar Stock: 1-1/4" Round	DBZ	1,208.61		12.31
	Projection: 3"	US28	876.43		8.38
	CTC: 18"	US32	1,100.33		19.86
	Fasteners: Type 7 & (2) Type 5	US32D	1,006.33		20.52
	Additional bars by quotation *Add per linear inch or fraction thereof Fully concealed fastening method				
	167B	US3	1,301.94	1	12.31
	Offset Push/Pull Set	US4	1,331.94		12.31
	Material: Brass, bronze, aluminum, stainless steel	US10	1,368.84		12.31
	Bar Stock: 1-1/4" Round	DBZ	1,368.84		12.31
	Projection: 3"	US28	974.00		8.38
	Offset: 3-3/4"	US32	1,230.30		19.86
	CTC: 18"	US32D	1,087.19		20.52
	Fasteners: Type 7 & (2) Type 8 Handing Required Additional bars by quotation *Add per linear inch or fraction thereof For tempered glass only				
	167D	US3	1,243.26	1	12.31
	Offset Push/Pull Set	US4	1,243.26		12.31
	Material: Brass, bronze, aluminum, stainless steel	US10	1,308.84		12.31
	Bar Stock: 1-1/4" Round	DBZ	1,308.84		12.31
	Projection: 3"	US28	876.43		8.38
	Offset: 3-3/4"	US32	1,132.82		19.86
	CTC: 18"	US32D	980.40		20.52
	Fasteners: Type 7 & (2) Type 1 Handing Required Additional bars by quotation *Add per linear inch or fraction thereof Standard fastening method				
	167V	US3	1,248.84	1	12.31
	Offset Push/Pull Set	US4	1,272.68		12.31
	Material: Brass, bronze, aluminum, stainless steel	US10	1,272.68		12.31
	Bar Stock: 1-1/4" Round	DBZ	1,272.68		12.31
	Projection: 3"	US28	915.16		8.38
	Offset: 3-3/4"	US32	1,166.07		19.86
	CTC: 18"	US32D	1,044.98		20.52
	Fasteners: Type 7 & (2) Type 5 Handing Required Additional bars by quotation *Add per linear inch or fraction thereof Fully concealed fastening method				



Trim & Auxiliary



180H

Door Edgings - Mortise Type
 Material: Aluminum, stainless steel
 Thickness: .045 - .050"
 Fasteners: #6 x 5/8" FPHSMS (Self drilling) #6 x 1" screws available on request.

Finish	List
US28	52.88
US32D	74.91
US28	105.77
US32D	149.81

10

Standard edge guards made for 1-3/4" +0/-1/32" door thickness. Please provide actual door thickness. Cutouts will hand product, specify handing. Other lengths by quotation.

Hinge Cutout (Add to list price) Per Cutout

US32D	36.11
US28	36.11

Bolt Cutout (Add to list price) Per Cutout

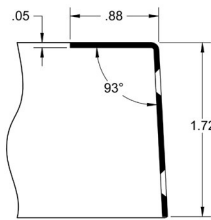
US32D	36.11
US28	36.11

Latch Cutout (Add to list price) Per Cutout

US32D	36.11
US28	36.11

UL Rated (Add to list price)

US32D	21.83
-------	-------



180K

Door Edgings - Mortise Type
 Material: Aluminum, stainless steel
 Thickness: .045 - .050"
 Fasteners: #6 x 5/8" FPHSMS (Self drilling) #6 x 1" screws available on request.

US28	54.35
US32D	84.77
US28	108.65
US32D	169.44

10

Standard edge guards made for 1-3/4" +0/-1/32" door thickness. Please provide actual door thickness. Cutouts will hand product, specify handing. Other lengths by quotation.

Hinge Cutout (Add to list price) Per Cutout

US32D	36.11
US28	36.11

Bolt Cutout (Add to list price) Per Cutout

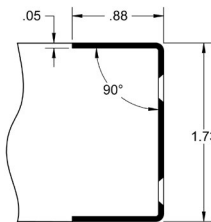
US32D	36.11
US28	36.11

Latch Cutout (Add to list price) Per Cutout

US32D	36.11
US28	36.11

UL Rated (Add to list price)

US32D	21.83
-------	-------



180M

Door Edgings - Mortise Type
 Material: Aluminum, stainless steel
 Thickness: .045 - .050"
 Fasteners: #6 x 5/8" FPHSMS (Self drilling) #6 x 1" screws available on request.

US28	84.77
US32D	111.59
US28	169.47
US32D	223.18

10

Standard edge guards made for 1-3/4" +0/-1/32" door thickness. Please provide actual door thickness. Cutouts will hand product, specify handing. Other lengths by quotation.

Hinge Cutout (Add to list price) Per Cutout

US32D	36.11
US28	36.11

Bolt Cutout (Add to list price) Per Cutout

US32D	36.11
US28	36.11

Latch Cutout (Add to list price) Per Cutout

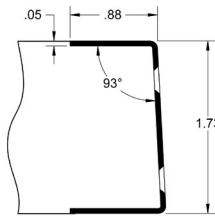
US32D	36.11
US28	36.11

UL Rated (Add to list price)

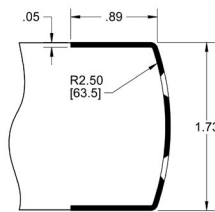
US32D	21.83
-------	-------



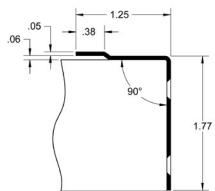
Description	Finish	List	Box Qty.	Case Qty.
-------------	--------	------	----------	-----------



180P				10
Door Edgings - Mortise Type	US28	90.46		
Material: Aluminum, stainless steel	US32D	118.00		
Thickness: .045 - .050"	US28	180.93		10
Fasteners: #6 x 5/8" FPHSMS (Self drilling) #6 x 1" screws available on request.	US32D	235.92		
Standard edge guards made for 1-3/4" +0/-1/32" door thickness. Please provide actual door thickness. Cutouts will hand product, specify handing. Other lengths by quotation.				
Hinge Cutout (Add to list price) Per Cutout	US32D	36.11		
	US28	36.11		
Bolt Cutout (Add to list price) Per Cutout	US32D	36.11		
	US28	36.11		
Latch Cutout (Add to list price) Per Cutout	US32D	36.11		
	US28	36.11		
UL Rated (Add to list price)	US32D	21.83		



180Q				5
Door Edgings - Mortise Type	US28	114.66		
Material: Aluminum, stainless steel	US32D	145.14		
Thickness: .045 - .050"	US28	228.05		5
Fasteners: #6 x 5/8" FPHSMS (Self drilling) #6 x 1" screws available on request.	US32D	290.27		
Standard edge guards made for 1-3/4" +0/-1/32" door thickness. Please provide actual door thickness. Cutouts will hand product, specify handing. Other lengths by quotation.				
Hinge Cutout (Add to list price) Per Cutout	US32D	36.11		
	US28	36.11		
Bolt Cutout (Add to list price) Per Cutout	US32D	36.11		
	US28	36.11		
Latch Cutout (Add to list price) Per Cutout	US32D	36.11		
	US28	36.11		
UL Rated (Add to list price)	US32D	21.83		

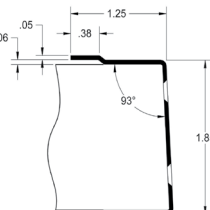
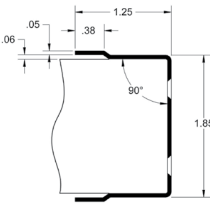
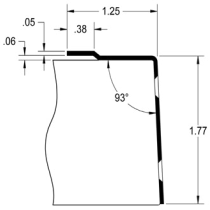


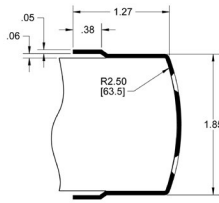
181H				5
Door Edgings - Overlap Type	US28	84.77		
Material: Aluminum, stainless steel	US32D	118.31		
Thickness: .045 - .050"	US28	169.47		5
Fasteners: #6 x 5/8" FPHSMS (Self drilling) #6 x 1" screws available on request.	US32D	236.63		
Standard edge guards made for 1-3/4" +0/-1/32" door thickness. Please provide actual door thickness. Cutouts will hand product, specify handing. Other lengths by quotation.				
Hinge Cutout (Add to list price) Per Cutout	US32D	36.11		
	US28	36.11		
Bolt Cutout (Add to list price) Per Cutout	US32D	36.11		
	US28	36.11		
Latch Cutout (Add to list price) Per Cutout	US32D	36.11		
	US28	36.11		
UL Rated (Add to list price)	US32D	21.83		



Trim & Auxiliary

Description	Finish	List	Box Qty.	Case Qty.
181K				
Door Edgings - Overlap Type	US28	79.20		5
Material: Aluminum, stainless steel	US32D	110.76		
Thickness: .045 - .050"	US28	158.39		5
Fasteners: #6 x 5/8" FPHSMS (Self drilling) #6 x 1" screws available on request.	US32D	221.58		
Standard edge guards made for 1-3/4" +0/-1/32" door thickness. Please provide actual door thickness. Cutouts will hand product, specify handing. Other lengths by quotation.				
Hinge Cutout (Add to list price) Per Cutout	US32D	36.11		
	US28	36.11		
Bolt Cutout (Add to list price) Per Cutout	US32D	36.11		
	US28	36.11		
Latch Cutout (Add to list price) Per Cutout	US32D	36.11		
	US28	36.11		
UL Rated (Add to list price)	US32D	21.83		
181M				
Door Edgings - Overlap Type	US28	107.11		5
Material: Aluminum, stainless steel	US32D	135.67		
Thickness: .045 - .050"	US28	214.16		5
Fasteners: #6 x 5/8" FPHSMS (Self drilling) #6 x 1" screws available on request.	US32D	271.26		
Standard edge guards made for 1-3/4" +0/-1/32" door thickness. Please provide actual door thickness. Cutouts will hand product, specify handing. Other lengths by quotation.				
Hinge Cutout (Add to list price) Per Cutout	US32D	36.11		
	US28	36.11		
Bolt Cutout (Add to list price) Per Cutout	US32D	36.11		
	US28	36.11		
Latch Cutout (Add to list price) Per Cutout	US32D	36.11		
	US28	36.11		
UL Rated (Add to list price)	US32D	21.83		
181P				
Door Edgings - Overlap Type	US28	112.49		10
U/M - each	US32D	140.60		
Material: Aluminum, stainless steel	US28	224.97		10
Thickness: .045 - .050"	US32D	281.19		
Fasteners: #6 x 5/8" FPHSMS (Self drilling) #6 x 1" screws available on request.				
Standard edge guards made for 1-3/4" +0/-1/32" door thickness. Please provide actual door thickness. Cutouts will hand product, specify handing. Other lengths by quotation.				
Hinge Cutout (Add to list price) Per Cutout	US32D	36.11		
	US28	36.11		
Bolt Cutout (Add to list price) Per Cutout	US32D	36.11		
	US28	36.11		
Latch Cutout (Add to list price) Per Cutout	US32D	36.11		
	US28	36.11		
UL Rated (Add to list price)	US32D	21.83		





181Q

Door Edgings - Overlap Type

Material: Aluminum, stainless steel

Thickness: .045 - .050"

Fasteners: #6 x 5/8" FPHSMS (Self drilling) #6 x 1" screws available on request.

Standard edge guards made for 1-3/4" +0/-1/32" door thickness. Please provide actual door thickness. Cutouts will hand product, specify handing. Other lengths by quotation.

Hinge Cutout (Add to list price) Per Cutout

Bolt Cutout (Add to list price) Per Cutout

Latch Cutout (Add to list price) Per Cutout

UL Rated (Add to list price)

Finish

List

Box Qty.

Case Qty.

US28

119.97

5

US32D

135.47

US28

239.90

5

US32D

270.88

US32D

36.11

US28

36.11

US32D

36.11

US28

36.11

US32D

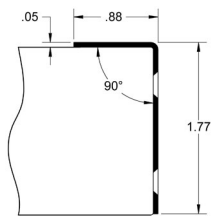
36.11

US28

36.11

US32D

21.83



182H

Door Edgings - Surface

Non-Mortise Type

Material: Aluminum, stainless steel

Thickness: .045 - .050"

Fasteners: #6 x 5/8" FPHSMS (Self drilling) #6 x 1" screws available on request.

Standard edge guards made for 1-3/4" +0/-1/32" door thickness. Please provide actual door thickness. Cutouts will hand product, specify handing. Other lengths by quotation.

Hinge Cutout (Add to list price) Per Cutout

Bolt Cutout (Add to list price) Per Cutout

Latch Cutout (Add to list price) Per Cutout

UL Rated (Add to list price)

US28

50.90

10

US32D

79.20

US28

101.80

10

US32D

158.39

US32D

36.11

US28

36.11

US32D

36.11

US28

36.11

US32D

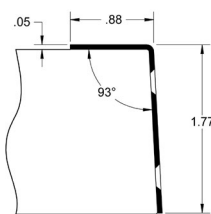
36.11

US28

36.11

US32D

21.83



182K

Door Edgings - Surface

Non-Mortise Type

Material: Aluminum, stainless steel

Thickness: .045 - .050"

Fasteners: #6 x 5/8" FPHSMS (Self drilling) #6 x 1" screws available on request.

Standard edge guards made for 1-3/4" +0/-1/32" door thickness. Please provide actual door thickness. Cutouts will hand product, specify handing. Other lengths by quotation.

Hinge Cutout (Add to list price) Per Cutout

Bolt Cutout (Add to list price) Per Cutout

Latch Cutout (Add to list price) Per Cutout

UL Rated (Add to list price)

US28

54.35

10

US32D

64.67

US28

108.65

10

US32D

129.39

US32D

36.11

US28

36.11

US32D

36.11

US28

36.11

US32D

36.11

US28

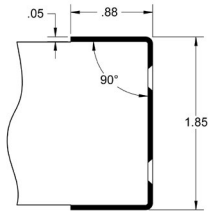
36.11

US32D

21.83



Trim & Auxiliary

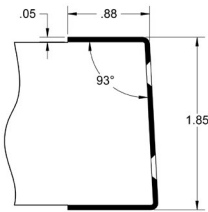


182M

Door Edgings - Surface
 Non-Mortise Type
 Material: Aluminum, stainless steel
 Thickness: .045 - .050"
 Fasteners: #6 x 5/8" FPHSMS (Self drilling) #6 x 1" screws available on request.

Standard edge guards made for 1-3/4" +0/-1/32" door thickness. Please provide actual door thickness. Cutouts will hand product, specify handing. Other lengths by quotation.

Description	Finish	List	Box Qty.	Case Qty.
Hinge Cutout (Add to list price) Per Cutout	US32D	36.11		
	US28	36.11		
Bolt Cutout (Add to list price) Per Cutout	US32D	36.11		
	US28	36.11		
Latch Cutout (Add to list price) Per Cutout	US32D	36.11		
	US28	36.11		
UL Rated (Add to list price)	US32D	21.83		



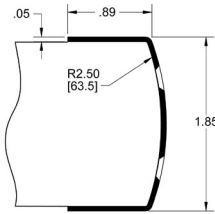
182P

Door Edgings - Surface
 Non-Mortise Type
 Material: Aluminum, stainless steel
 Thickness: .045 - .050"
 Fasteners: #6 x 5/8" FPHSMS (Self drilling) #6 x 1" screws available on request.

Standard edge guards made for 1-3/4" +0/-1/32" door thickness. Please provide actual door thickness. Cutouts will hand product, specify handing. Other lengths by quotation.






Description	Finish	List	Box Qty.	Case Qty.
Hinge Cutout (Add to list price) Per Cutout	US32D	36.11		
	US28	36.11		
Bolt Cutout (Add to list price) Per Cutout	US32D	36.11		
	US28	36.11		
Latch Cutout (Add to list price) Per Cutout	US32D	36.11		
	US28	36.11		
UL Rated (Add to list price)	US32D	21.83		





Description	Finish	List	Box Qty.	Case Qty.
182Q				10
Door Edgings - Surface	US28	115.04		
Non-Mortise Type	US32D	145.14		
Material: Aluminum, stainless steel	US28	230.16		10
Thickness: .045 - .050"	US32D	290.27		
Fasteners: #6 x 5/8" FPHSMS (Self drilling) #6 x 1" screws available on request.				
Standard edge guards made for 1-3/4" +0/-1/32" door thickness. Please provide actual door thickness. Cutouts will hand product, specify handing. Other lengths by quotation.				
Hinge Cutout (Add to list price) Per Cutout	US32D	36.11		
	US28	36.11		
Bolt Cutout (Add to list price) Per Cutout	US32D	36.11		
	US28	36.11		
Latch Cutout (Add to list price) Per Cutout	US32D	36.11		
	US28	36.11		
UL Rated (Add to list price)	US32D	21.83		



Description	Finish	List	Box Qty.	Case Qty.
 185G Corner Guard Material: Aluminum, stainless steel Size: 3" x 3" x 40" Thickness: .050" Fasteners: #6 x 5/8" FPHSMS self drilling #6 x 1" screws available upon request. Other lengths by quotation.	US28 w/Tape US32D w/Tape US28 US32D	117.80 143.82 77.98 105.25	-	-
 190L Foot Pull Material: Stainless Steel, Steel Projection: 3" Door Thickness: 1-3/4" standard Fasteners: Three (3) #12 screws x 1.5" FPHWS Three (3) #12-24 sex nuts with 1-9/16" barrel for 1-3/4" door Three (3) #12-24 x 1.0" FPHMS	US10B US32D BLK	41.56 39.31 41.56	1	100
 230W Convex Wall Stop Concealed Mounting Material: Cast brass or bronze Stop: Rubber Diameter: 2-15/32" Projection: 1-3/32" Fastener: #10 x 1-1/2" PPHWS with plastic and toggle anchor Add optional 230T machine screw with metal toggle nut screwpack - 0.70 each list.	US3 US4 US10B US15 US19 US26 US26D	11.85 15.24 15.30 21.32 15.30 19.07 9.67	10	100
 232W Convex Wall Stop Concealed Mounting Material: Wrought brass, bronze or stainless steel Stop: Rubber Diameter: 2-7/16" Projection: 1" Fastener: #10 x 1-1/2" PPHWS with plastic and toggle anchor Add optional 230T machine screw with metal toggle nut screwpack - 0.70 each list.	US3 US4 US5 US10 US10B US15 US15A US19 US26 US26D US32 US32D	5.12 5.12 13.12 5.12 5.12 13.19 13.19 5.12 5.31 4.99 13.19 3.65	10	100
 234W Concave Wall Stop Material: Cast brass or bronze Stop: Rubber Diameter: 2-15/32" Projection: 1-3/32" Fastener: #10 x 1-1/2" PPHWS with plastic and toggle anchor Add optional 230T machine screw with metal toggle nut screwpack - 0.70 each list.	US3 US4 US10 US10B US15 US15A US19 US26 US26D	11.85 15.24 15.30 15.30 21.32 21.32 15.30 19.07 9.98	10	100





Description	Finish	List	Box Qty.	Case Qty.
236W	US3	5.12	10	100
Concave Wall Stop	US4	5.12		
Material: Wrought brass, bronze or stainless steel	US5	13.12		
Stop: Rubber	US10	5.12		
Diameter: 2-7/16"	US10B	5.12		
Projection: 1"	US15	13.19		
Fastener: #10 x 1-1/2" PPHWS with plastic and toggle anchor	US15A	13.19		
Add optional 230T machine screw with metal toggle nut screwpack - 0.70 each list.	US19	5.12		
	US26	5.31		
	US26D	4.99		
	US32	13.19		
	US32D	3.65		



241F	US3	8.90	10	100
Dome Stop - Low	US4	8.77		
Material: Die cast brass	US5	14.34		
Base Diameter: 1-11/16"	US9	14.34		
Base: 1/8" Thick	US10B	8.84		
Height: 1"	US15	10.95		
Fastener: #14 x 1-1/2" with plastic anchor and 1/4-20 x 3/4" FPHMS with lead anchor	US19	8.84		
	US26	8.77		
	US26D	8.26		



242F	US3	13.77	10	100
Dome Stop - Universal	US4	13.77		
Material: Forged brass	US10B	14.53		
Base Diameter: 1-11/16"	US15	16.07		
Base: 7/32" Thick	US19	14.53		
Height: 1-5/8"	US26	14.14		
Fastener: #14 x 1-1/2" FPHWS with plastic anchor and 1/4 - 20 x 3/4" FPHMS with lead anchor	US26D	12.17		



243F	US3	10.05	10	100
Dome Stop - High	US4	10.05		
Material: Die cast brass	US5	16.33		
Base Diameter: 1-11/16"	US9	16.33		
Base: 7/16" Thick	US10	11.34		
Height: 1-9/32"	US10B	10.24		
Fastener: #14 x 1-1/2" FPHWS with plastic anchor and 1/4 - 20 x 1-1/4" FPHMS with lead anchor	US15	12.03		
	US15A	16.33		
	US19	10.24		
	US26	10.24		
	US26D	8.52		





244F
 Cast Floor Stop
 Material: Cast brass
 Base: 1-3/4" x 4"
 Base Thickness: 5/32"
 O/A Height: 1"
 Fasteners: #14 x 1-1/2" FPHWS with plastic anchor; 1/4 - 20 x 3/4" FPHMS with lead anchor

Finish	List	Box Qty.	Case Qty.
US3	29.26	5	50
US4	29.26		
US10	28.68		
US10B	28.68		
US26	29.58		
US26D	18.31		



245F
 Cast Floor Stop
 Material: Cast brass
 Base: 1-3/4" x 2"
 Base Thickness: 1/2"
 O/A Height: 1-5/16"
 Fasteners: #14 x 1-1/2" FPHWS with plastic anchor; 1/4 - 20 x 1-1/4" FPHMS with lead anchor

US10B	40.98	5	50
US26	40.98		
US26D	27.34		



246B
 Dome Stop Riser Plate
 Material: Brass
 Diameter: 1-3/4"
 Base: 3/8" thick
 For use with 241F

Mil	8.01	10	100
US3	4.54		
US4	4.54		
US10	4.87		
US10B	4.87		
US15	10.57		
US19	4.87		
US26	4.54		
US26D	3.91		



248G
 Modern Style Universal Stop
 Material: Brass w/ gray rubber bumper
 Diameter: 1-7/16"
 Height: 1-1/2"
 Fasteners: 1/4 - 20 x 1" FPHMS with lead anchor; #12 x 1-1/4" FPHWS with plastic anchor

US26D	26.25	10	100
-------	-------	----	-----



248F
 Modern Style Universal Stop
 Material: Brass w/ black rubber bumper
 Diameter: 1-7/16"
 Height: 1-1/2"
 Fasteners: 1/4 - 20 x 1" FPHMS with lead anchor; #12 x 1-1/4" FPHWS with plastic anchor







US26D	26.25	10	100
-------	-------	----	-----









249F
 L-Shaped Floor Stop
 Material: Steel with rubber bumper
 Height: 2-5/8"
 Base: 1" x 2-1/2" x 7/32" thick
 Fastener: #14 x 1-1/2" FPHWS with plastic anchor

US2C	11.26	5	50
------	-------	---	----










	Description	Finish	List	Box Qty.	Case Qty.
	250W	US3	12.03	20	200
	Convex Wall Stop	US4	12.03		
	Material: Cast brass with rubber bumper	US10B	12.86		
	Diameter: 1"	US15	16.52		
	Projection: 9/16"	US15A	16.52		
	Fastener: #6 x 3/4" screw w/ anchor and .052" diameter nail	US19	12.86		
		US26	12.86		
US26D		12.86			
	251W	Grey	3.01	20	200
	Concave Wall Bumper				
	Material: Adhesive backed rubber				
	252F	US3	32.07	5	50
	Floor Stop	US10	34.63		
	Material: Cast brass with rubber bumper	US10B	31.95		
	Diameter: 1-9/16" x 2-1/2"	US15	55.76		
	Height: 2-11/16"	US19	31.95		
	Fastener: 1 ea. 1/4 - 20 x 3/4" FPHMS with lead anchor; 5/16 - 18 x 2-1/2" stud with lead anchor; #14 x 1-1/2 FPHWS with plastic anchor	US26	40.02		
		2" max door to floor clearance	US26D	28.68	
	254S			5	50
	Wall Stop and Holder	US10	73.43		
	Material: Cast brass with rubber bumper	US26D	73.43		
	Base Diameter: 2-11/32"				
	Base Projection: 3-1/2"				
	Engaged Projection: 5-19/32"				
	254W			5	50
	Wall Stop and Holder	US10	73.43		
	Material: Cast brass with rubber bumper	US10B	73.43		
	Base Diameter: 2-11/32"	US26D	73.43		
	Base Projection: 3-1/2"				
	Engaged Projection: 5-19/32"				
	255S	US3	38.22	5	50
	Wall Stop	US4	38.22		
	Material: Cast brass with rubber bumper	US10B	38.73		
	Base Diameter: 2-11/32"	US15	47.95		
	Projection: 3-11/16"	US26	42.76		
	Fastener: #10 x 1" OPHWS with plastic anchor	US26D	27.98		











	Description	Finish	List	Box Qty.	Case Qty.
	255W	US3	38.22	5	50
	Wall Stop	US4	38.22		
	Material: Cast brass with rubber bumper	US10	38.73		
	Base Diameter: 2-11/32"	US10B	38.73		
	Projection: 3-11/16"	US15	47.95		
	Fastener: #10 x 1" OPHWS with plastic anchor; 5/16" - 18 x 2-1/2" threaded stud, 5/16" lead anchor	US26	42.76		
		US26D	27.98		
	256S	US3	68.83	5	50
	Wall Stop & Holder	US10	54.87		
	Material: Cast brass with rubber bumper	US10B	57.49		
	Base Diameter: 2-1/4"	US26D	37.59		
	Engaged Projection: 5-11/16"				
	Projection: 3-25/32"				
	Keeper: 25/32" x 1-1/2" Fastener: #10 x 1" OPHWS with plastic anchor				
	256W			5	50
	Wall Stop & Holder	US3	68.83		
	Material: Cast brass with rubber bumper	US10B	57.49		
	Base Diameter: 2-1/4"	US15	67.55		
	Engaged Projection: 5-11/16"	US26	68.83		
	Projection: 3-25/32"	US26D	37.59		
	Keeper: 25/32" x 1-1/2" Fastener: #10 x 1" OPHWS with plastic anchor; 5/16" - 18 x 2-1/2" stud with lead anchor				
	257F	US3	29.13	5	50
	Floor Stop	US10	33.80		
	Material: Cast brass with rubber bumper	US10B	29.96		
	Base: 1-9/16" x 2-15/32"	US15	55.76		
	Height: 2"	US15A	55.76		
	Fastener: #14 x 1-1/2" FPHWS with plastic anchor; 1/4 - 20 x 3/4" FPHMS with lead anchor; 5/16" - 18 x 2-1/2" stud with lead anchor	US19	29.96		
		US26	37.90		
	US26D	26.51			
	258F			5	50
	Floor Stop & Holder	US10	48.14		
	Material: Cast brass with rubber bumper	US10B	48.14		
	Base: 1-9/16" x 2-15/32"	US15	83.48		
	Height: 3"	US26	54.55		
	Keeper: 1" x 2"	US26D	38.54		
	Fasteners: #10 x 1" FPHWS with plastic anchor; 1/4 - 20 x 3/4" FPHMS with lead anchor; 5/16 - 18 x 2-1/2" stud with lead anchor				
	259F			5	50
	Tri Base Floor Stop	US10B	33.61		
	Material: Cast brass with rubber bumper	US26D	28.30		
	Base: 2-1/2" wide x 1-9/16" deep Height: 1-11/16" Fasteners: #10 x 1-1/4" FPHWS with plastic anchor; 10 - 32 x 3/4" FPHMS with lead anchor				










	Description	Finish	List	Box Qty.	Case Qty.
	259H Tri Base Floor Stop - Tall Material: Cast brass with rubber bumper Base: 2-1/2" wide x 1-9/16" deep Height: 2-1/4" Fasteners: #10 x 1-1/4" FPHWS with plastic anchor; 10 - 32 x 3/4" FPHMS with lead anchor	US26D	31.75	5	50
	260W Angled Wall Stop Material: Cast brass with rubber bumper Base: 2-3/16" wide x 2-15/16" tall Projection: 3-21/32" Fasteners: #14 x 1-1/2" FPHWS with plastic anchor and 1/4 - 20 x 3/4" FPHMS with lead anchor	US26D	55.89	5	50
	267F Floor Stop Material: Cast brass with rubber bumper Base: 2-1/4" Height: 3-1/8" Fasteners: #10 x 1" OPHWS with plastic anchor; 5/16" - 18 x 2-1/2" stud with lead anchor	US3 US10 US10B US15 US15A US19	36.94 38.22 38.22 47.95 47.95 38.22	5	50
		US26 US26D	42.76 28.68		
	267S Cast Floor Stop Material: Cast brass with rubber bumper Base: 2-1/4" Height: 3-1/8" Fasteners: #10 x 1" OPHWS with plastic anchor	US3 US10B US15 US26 US26D	30.47 38.54 47.95 42.76 28.68	5	50
	268F Floor Stop & Holder Material: Cast brass with rubber bumper Base: 2-1/4" Height: 3-19/32" Keeper: 25/32" x 1-1/2" Fasteners: #10 x 1" OPHWS with plastic anchor; 5/16" - 18 x 2-1/2" stud with lead anchor	US3 US10B US15 US19 US26 US26D	69.85 65.69 62.87 65.69 69.85 39.18	5	50
	268S Cast Floor Stop & Holder Material: Cast brass with rubber bumper Base: 2-1/4" Height: 3-19/32" Keeper: 25/32" x 1-1/2" Fasteners: #10 x 1" OPHW with plastic anchors	US3 US10 US10B US15 US26 US26D	69.85 62.87 65.69 62.87 69.85 39.18	5	50
	269F Heavy Duty Floor Stop Material: 5/8" Steel pin with rubber bumper Bumper: 1-1/2" high Diameter: 2" Steel Bolt: 5/8" - 11 x 2-1/2" thread Special Grout by others	-	29.78	5	50



	Description	Finish	List	Box Qty.	Case Qty.
	269T Heavy Duty Floor Stop - Tall Material: 5/8" Steel pin with rubber bumper Bumper: 3-1/2" high Diameter: 2" Steel Bolt: 5/8" - 11 x 2-1/2" thread Special Grout by others	-	38.16	3	30
	270C Kick Down Door Holder Material: Cast iron with rubber tip Base: 1-7/16" x 2-1/8" Arm: 3-13/16" Fasteners: #6 x 3/4" OPHTS S1 - Sprayed Alum., S2 - Sprayed Brass, S3 - Sprayed Bronze 270CR replacement rubber tips available, 6 per bag	S1 S2 S3	17.87 17.87 17.68	5	50
	270D Kick Down Door Holder Material: Cast brass with rubber tip Base: 1-19/32" x 1-25/32" Arm: 3-1/2" Fasteners: #6 x 3/4" OPHWS	US3 US10B US15 US19 US26 US26D	35.79 35.21 55.76 35.21 52.11 32.14	5	50
	270R Replacement Rubber Tips Material: Black rubber For use with 270D or 271D door holders Sold in packs of 10	Rubber	36.56	10	100
	271D Kick Down Door Holder Material: Cast brass with rubber bumper Base: 1-19/32" x 1-25/32" Arm: 4-7/16" Fasteners: #6 x 3/4" OPHWS	US3 US10 US10B US26 US26D	62.87 62.87 62.87 62.87 62.87	5	50
	271W Roller Bumper Material: Cast brass or bronze with rubber roller Base: 2" Projection: 4-1/2" Fasteners: #10 x 1" FPHWS with plastic anchor	US10 US10B US26 US26D	40.91 41.68 39.95 30.99	10	50
	272W Roller Bumper Material: Cast brass or bronze with rubber roller Base: 2" Projection: 6-1/4" Fasteners: #10 x 1" FPHWS with plastic anchor	US10B US26 US26D	43.53 51.73 38.80	10	100
	273W Curved Roller Bumper Material: Cast brass or bronze with rubber roller Projection: 2-21/32" Fasteners: #10 x 1" FPHWS with plastic anchor	US10 US10B US26 US26D	37.45 40.91 44.81 34.25	5	50



	Description	Finish	List	Box Qty.	Case Qty.
	274B	US3	7.55	-	10
	Door Guard Protective Plate	US4	7.55		
	Material: Brass	US10	7.55		
	Fasteners: Double sided pressure sensitive tape	US10B	7.55		
	To be used with the 274D	US15	7.55		
		US26	7.55		
		US26D	7.55		
	274C	Black	2.69	-	50
	Shim for Door Guard				
	274D	US3	35.79	5	50
	Material: Cast brass	US4	33.80		
	Arm Length: 4-1/2"	US10	37.20		
	Fasteners: #6 x 3/4" OPHWS; #6 x 1-1/2" OPHWS; 6 - 32 x 1/2" OPHMS	US10B	36.11		
		US15	37.20		
		US26	34.38		
		US26D	30.47		
	275D			1	12
	Surface Bolt - 8"	US3	37.20		
	Material: Steel	US10B	38.16		
	Bolt Size: 1/4" x 3/4"	US26D	30.47		
	Bolt Throw: 1"				
	276D	US3	27.73	1	12
	Surface Bolt - 12"	US10	36.94		
	Material: Steel	US10B	41.16		
	Bolt Size: 1/4" x 3/4"	US26D	35.40		
	Bolt Throw: 1"				
	277D	US3	46.91	1	10
	Privacy Door Latch	US4	46.91		
	Material: Cast Zinc	US10B	51.60		
	Base: 2-5/8" x 1-9/16"	US15	41.25		
	Projection: 2-3/16"	US19	51.60		
	Fasteners: #12 x 1-3/4" FPHSMS	US26	43.70		
		US26D	41.25		
	277F		14.85		
	Privacy Door Guard Bracket				
	Material: Cold Rolled Steel				
	Fasteners: 12-24 FPH Self-tapping				
	277R	N/A	34.09	1	
	Release Tool				



**278D**

Surface Bolt - 6"
 Material: Brass
 Bolt Size: 7/16"
 Bolt Throw: 31/32"
 Projection: 3/4"
 Fasteners: #5 x 5/8" FPHWS
 Mortise and universal strikes included

Description	Finish	List	Box Qty.	Case Qty.
	US3	26.57	10	100
	US10B	28.87		
	US26D	27.53		

**279D**

Dutch Door Bolt
 Material: Brass
 O/A Size: 1-11/16" x 4"
 Bolt Size: 5/8" half round
 Bolt Throw: 3/8"
 Projection: 1-1/4"
 Knob Diameter: 29/32"
 Fasteners: #6 x 3/4" FPHWS
 Universal and angle strikes included

	US10B	60.37	10	100
--	-------	-------	----	-----

**280X**

Dust Proof Strike
 w/ Removable Plate
 Material: Brass
 Face Plate: 1-7/16" x 2-29/32"
 Barrel Diameter: 1"
 Depth: 2-3/16"
 Plunger Diameter: 3/4"
 Fasteners: #8 x 1" FPHWS with plastic anchors; spanner wrench

	US3	25.93	10	100
	US4	24.46		
	US9	34.38		
	US10	27.40		
	US10B	26.63		
	US15	32.33		
	US15A	34.38		
	US19	26.63		
	US26	26.51		
	US26D	22.80		

**281D**

Slide Flush Bolt
 Material: Brass or bronze w/ steel components
 Face Plate: 3/4" x 6"
 Bolt Diameter: 1/2"
 Bolt Throw: 1"
 Strike: 7/8" x 1-3/4"
 Rod Backset: 7/16"
 Fasteners: #6 x 3/4" FPHWS

	US3	17.73	10	100
	US4	18.50		
	US5	25.16		
	US10	18.50		
	US10B	18.50		
	US15	25.16		
	US15A	25.16		
	US19	18.50		
	US26	21.44		
	US26D	17.73		



Description	Finish	List	Box Qty.	Case Qty.
282D	US3	26.82	2	80
Manual Flush Bolt	US4	26.82		
Metal Doors	US5	44.24		
Material: Brass w/ steel components	US9	44.24		
Face Plate: 1" x 6-3/4"	US10	27.34		
Bolt Throw: 3/4"	US10B	27.34		
Bolt Backset: 3/4"	US15	34.25		
Rod Length: 12"	US15A	48.85		
Strike: 15/16" x 2-1/4"	US19	27.33		
Fasteners: #8 x 3/4" combination screws	US26	29.58		
#8 x 1-1/2" combination screws	US26D	24.97		
For use with A115 Frame Preparation				
282S Strike plate bag and 282P bolt head available				
282R Optional rod length available: 18", 25" and 30" (bolt head not included) - \$3.00 net				
3-hour fire rating on metal doors up to 4 feet wide x 10 feet tall				
Sold in increments of 2				
283D	US3	40.85	2	40
Manual Flush Bolt	US4	40.85		
Wood Composite Door	US5	82.01		
Material: Brass w/ steel components	US10	40.85		
Face Plate: 1" x 6-25/32"	US10B	39.56		
Bolt Head: 1/2" Square	US15	82.01		
Bolt Throw: 3/4"	US19	39.56		
Bolt Backset: 3/4"	US26	42.64		
Strike: 15/16" x 2-1/4"	US26D	39.56		
Fasteners: #8 x 3/4" combination screws;				
1-1/2 hour fire rating on wood doors up to 4 feet wide x 10 feet tall				
291D			1	12
Automatic Flush Bolts	US10B	237.91	Pair	Pairs
Wood Door	US32D	230.87		
Material: Stainless steel/brass w/ steel components				
Face Plate: 1" x 8-1/2"				
Bolt Heads: 1/2" square				
Bolt Throw: 3/4"				
Bolt Backset: 3/4"				
Fasteners: #10 x 1" SMS; #8 x 1" combination screws				
Mortise Strike: 15/16" x 2-1/4"				
280X Dust Proof Strike recommended				
1-1/2 hour fire rating on wood doors up to 4 feet wide x 9 feet tall				
292D			1	12
Automatic Flush Bolts	US10B	220.75	Pair	Pairs
Metal Doors	US32D	214.16		
Material: Stainless steel/brass w/ steel components				
Face Plate: 1" x 6-3/4"				
Bolt Head: 1/2" square				
Bolt Throw: 3/4"				
Bolt Backset: 3/4"				
Fasteners: #8 x 1" combination screws				
Mortise Strike: 15/16" x 2-1/4"				
280X Dust Proof Strike recommended				
3-hour fire rating on metal doors up to 4 feet wide x 9 feet tall				





Description	Finish	List	Box Qty.	Case Qty.
293D			1	12
Constant Latching Flush Bolts	US10B	220.75	Pair	Pairs
Metal Doors	US32D	214.16		
Material: Stainless steel/brass w/ steel components				
Face Plate: 1" x 6-3/4"				
Bolt Head: 1/2" square				
Bolt Throw: 3/4"				
Bolt Backset: 3/4"				
Fasteners: #8 x 1" combination screws				
T-Strike: 1-1/8" x 2-3/4"				
280X Dust Proof Strike recommended				
3-hour fire rating on metal doors up to 4 feet wide x 9 feet tall				



294D			1	12
Constant Latching Flush Bolts	US10B	237.91	Pair	Pairs
Wood Door	US32D	230.87		
Material: Stainless steel/brass w/ steel components				
Face Plate: 1" x 8-1/2"				
Bolt Head: 1/2" square				
Bolt Throw: 3/4"				
Bolt Backset: 3/4"				
Fasteners: #10 x 1" SMS; #8 x 1" combination screws				
T-Strike: 1-1/8" x 2-3/4"				
280X dustproof strike recommended				
1-1/2 hour fire rating for wood doors up to 4 feet wide x 9 feet tall				




295M			1	12
Automatic Flush Bolt w/Fire Bolt	US10	180.87	Set	Sets
Metal Doors	US32D	180.87		
Material: Stainless steel/brass with steel components				
Face Plate: 1" x 6-3/4"				
Bolt Head: 1/2" square				
Bolt Throw: 3/4"				
Bolt Backset: 3/4"				
Fasteners: #8 x 1" combination screws				
T-strike: 15/16" x 2-1/4"				
3-hour fire rating for metal doors up to 4 feet wide x 9 feet tall				



295W			1	12
Automatic Flush Bolt w/Fire Bolt	US10	194.82	Set	Sets
Wood Doors	US32D	194.82		
Material: Stainless steel/brass with steel components				
Face Plate: 1" x 8-1/2"				
Bolt Head: Flattened 1/2" square				
Bolt Throw: 3/4"				
Backset: 3/4"				
Fasteners: #10 x 1" SMS; #8 x 1" combination screws				
Mortise Strike: 15/16" x 2-1/4"				
20 minute fire rating for wood doors up to 4 feet wide x 9 feet tall				

296D			1	24
Automatic Flush Bolt Set for Wood Doors	US10	435.60	Pair	Pairs
Backset: 1-1/2"	US32D	435.60		
Fasteners: Sixteen (16) #8 x 1" APS; four (4) plastic anchors				
Strike: 1-1/8" x 2-1/4"				
1-1/2 hour fire rating for wood doors up to 4 feet wide x 9 feet tall				






Description	Finish	List	Box Qty.	Case Qty.
297C Carry Bar Material: Stainless steel/brass Base: 1-3/4" x 2-1/4" Projection: 25/32" Fasteners: 12 - 24 x 3/4" PPHMS with sex nuts For use on pairs of doors with astragal and 297D-298D coordinator.	US10 US32D	78.75 78.75	1	30




297D Coordinator with Filler Bar Material: Steel Base: 1-5/8" x 5/8" Fasteners: 12-24 x 1-1/4" TPHMS; #8 x 1" combo screws If overall frame width is different than widths shown, consult Hager Customer Service. If active and inactive doors are unequal in length, consult Hager Customer Service for proper sizing.				
60" Coordinator with Filler Bar Material: Steel Fasteners: 12-24 x 1-1/4" TPHMS; #8 x 1" combo screws If overall frame width is different than widths shown, consult Hager Customer Service. If active and inactive doors are unequal in length, consult Hager Customer Service for proper sizing.	Black	156.85	1	6
72"	Black	165.25	1	6
96"	Black	183.93	1	6



297F Filler Bars Material: Steel Thickness: 5/8" standard				
18-5/8"	Black	32.71	1	40
42-5/8"	Black	45.52	1	20



297M Mounting Bracket Stop Height: 5/8" Soffit Width: 1-3/8" to 2-3/8" FPHMS;	Material: Aluminum Fasteners: 12-24 x 2" 1/4 - 20 x 1/2" FPHMS	Black	37.96	1	24
--	--	-------	-------	---	----








297N Mounting Bracket Soffit Width: 3" or greater 1/4 - 20 x 1/2" FPHMS	Material: Aluminum Fasteners: 12-24 x 2" FPHMS;	Black	37.96	1	24
---	--	-------	-------	---	----



298D Gravity Coordinator Material: Cast brass w/rubber roller Base: 1-1/8" x 5-1/2" Projection: 7" Fasteners: #12 x 1" OPHWS; #6 x 3/4" FPHWS; #8 x 3/4" FPHWS; #8 x 3/4" TPHWS			1	10
	US10B	101.67		
	US19	101.67		
	US26D	86.62		



Description	Finish	List	Box Qty.	Case Qty.	
 <p>300D Chain Door Check Material: Steel chain Base Plate: Cast zinc base, galvanized steel chain, EPDM rubber cover 1-1/2" x 1-1/2" EDPM Rubber Fasteners: #8 x 1" FPHSMS Optional grommet nut set available (part #1-320-9801)</p>					
	25-1/2"	US26D	76.64	1	10
30-1/2"	US26D	76.64	1	10	
 <p>301D Heavy Duty Hinge Pin Stop Material: Wrought steel with rubber bumpers</p>	US3	6.08	5	50	
	US26D	6.08			
 <p>305D Wire Pull Material: 5/16" brass rod Projection: 1-9/32" Fasteners: 8 - 3/2 x 1" TPHMS CTC: 3"</p>	US3	13.51	10	100	
	US4	13.96			
	US10	13.96			
	US26	13.96			
	US26D	13.96			
	CTC: 3-1/2"	US3	13.51	10	100
	US4	13.96			
	US10	13.96			
	US26	13.96			
	US26D	13.96			
	CTC: 4"	US3	13.51	10	100
	US4	13.96			
	US10	13.96			
US26	13.96				
US26D	13.96				
 <p>307D Metal Door Silencer Material: Rubber Diameter: 1/2" Projection: 1/8" U/M Bag of 100</p>	Grey	14.60	-	100	
 <p>308D Wood Door Silencer Base: 3/8" x 3/4" Projection: 9/64" U/M Bag of 100</p>	Grey	21.89	-	100	





Description	Finish	List	Box Qty.	Case Qty.
310C Conversion Kit Strike: 1-11/16" x 2-1/4" Filler Plate: 1-1/8" x 3-3/8" Fasteners: #10 x 1-1/2" FPHWS; #10 x 1" FPHWS; 8 - 32 x 1/4" FPHMS; 10 - 24 x 1/2" FPHMS Converts Roller Latch to Push Pull Latch	US26D	70.43	5	50



311H Push/Pull Latch Material: Zinc, stainless steel; Door Thickness: 1-3/4"; Bolt Throw: 1/2" Standard Backset: 2-3/4" Standard; 5" Optional; Projection: 2-5/8"; Strike: ASA 1-1/4" x 4-7/8" Standard T-Strike 1-1/8" x 2-3/4" Standard; Horizontal Mounting w/ 5" Backset Options: Engraving Handed: A - "PUSH" down; "PULL" up B - "PUSH" up; "PULL" down C - "PUSH" up; "PULL" up D - "PUSH" down; "PULL" down				
2-3/4"	US26	317.29	1	10
	US26D	257.75		
	US32	390.93		
	US32D	306.42		
5"	US26	317.29	1	10
	US26D	257.75		
	US32	390.93		
	US32D	306.42		
Lead Lined 2-3/4"	US26	377.67	1	10
	US26D	306.73		
	US32	443.10		
	US32D	421.97		
Lead Lined 5"	US26	377.67	1	10
	US26D	306.73		
	US32	443.10		
	US32D	421.97		



313S Anti-Vandal Trim Material: 11 GA stainless steel Max Projection: 1-7/8" Size: 6-11/32" x 11" Door Thickness: 1-3/4" - 2" Fasteners: 1/4 - 20" FPHMS with finish washers Available with latchguard (313L). Cylinder cutout available. Can be used with exit devices and mortise locks.	US32D			
	(Plastisol no longer available)			

Please see the Exit Sections for pricing with Hager Model 4500 Rim Devices. All other combinations, including those with alternate Exit and Lock manufacturers, are priced on application.





Description	Finish	List	Box Qty.	Case Qty.
318D	US3	42.64	1	50
Roller Latch	US4	60.25		
Material: Brass	US10	60.25		
Latch Faceplate: 1" x 3-3/8"	US10B	43.73		
Strike: 1-1/4" x 2-3/4"	US15	81.31		
Strike Thickness: .171"	US19	43.73		
Max Roller Projection: 3/8"	US26	44.69		
Fasteners: #8 x 1" FPHWS; 8 - 32 x 3/4" FPHMS; #10 x 1-1/2" FPHWS	US26D	36.11		



318S	US3	89.12	1	50
Roller Latch with Stop	US4	89.24		
Material: Brass	US10	89.24		
Latch Face: 1-7/16" x 4-7/16"	US10B	86.62		
Angle Stop: 9/16" x 4-7/16"	US26	96.87		
Strike: 1-1/4" x 2-1/4"	US26D	63.96		
Strike Thickness: .171"				
Max Roller Projection: 3/8"				
Fasteners: 8 - 32 x 3/4" FPHMS; #10 x 1-1/2" FPHWS				



320R	US3	55.32	1	50
Roller Latch	US4	55.32		
Material: Brass with nylon roller	US10	59.03		
Latch Face: 2-1/4" x 1-1/8"	US10B	60.82		
Strike: 1-1/8" x 2-3/4"	US15	59.03		
Strike Thickness: .058 wrought	US26	55.29		
Max Roller Projection: 7/16"	US26D	36.46		
Fasteners: #8 x 1" FPHWS				



321R	US3	23.56	1	50
Adjustable Ball Catch	US4	23.56		
Material: Brass with steel ball roller	US10	28.04		
Latch Face: 1" x 2-1/8"	US10B	28.04		
Strike: 1-1/2" x 2-1/8"	US15	28.04		
Strike Thickness: .050"	US15A	28.04		
Fasteners: #6 FPHWS	US19	28.04		
	US26D	23.56		



322V	US26D	38.86	1	50
Door Knocker w/ 115° Viewer				
Material: Wrought brass				
Knocker Size: 2-7/32" x 3-1/4"				
Projection: 19/32"				
Fasteners: #6 x 3/4" TPHSMS				

Lettering Available- up to four characters, Arial, 1/2" tall, black - \$30.00 total added to net price.



323S	US26D	24.14	30	300
Three-Way Ball Catch				
Material: Brass with Stainless Steel Balls				
Body: 1/2" x 2-3/16" x 1/2"				
Strike: 3/8" x 1-3/8" x 5/8"				





Description	Finish	List	Box Qty.	Case Qty.
324W	US3	11.85	1	50
Light Duty Wall Bumper	US4	12.68		
Material: Brass or bronze	US5	14.14		
Base: 1-1/4" diameter	US10	14.14		
Projection: 3-1/4"	US10B	14.14		
Tip Diameter: 5/8"	US15	14.14		
Fasteners: #10 x 7/8" wood thread	US15A	14.14		
Replacement rubber tip available	US19	14.14		
(Part # 1-269-3073)	US26	12.29		
	US26D	12.29		



326F			5	30
Automatic Floor Stop and Holder	US3	96.41		
Material: Cast brass	US10B	101.35		
Holder Base: 3-1/16" x 3-1/2"	US26	101.35		
Projection: 1-15/16"	US26D	101.35		
Floor Strike: 2" x 4-3/32"				
Strike Height: 1-1/4"				
Max Door to Floor Clearance: 1/2" or less				
Fasteners: 4 ea. 12-24 x 1" TPHMS and #12 x 1" TPHWS; 3 ea. #14 x 1-1/2" FPHWS and anchors; 1/4 - 20 x 3/4" FPHMS with lead anchor				



326W			5	30
Automatic Wall Stop and Holder	US10	112.04		
Material: Cast brass	US10B	112.04		
Holder Base: 2-13/32" x 2-25/32"	US26	112.04		
Holder Projection: 2-5/16"	US26D	112.04		
Engaged Projection: 3-5/8"				
Strike Base: 1" x 2-1/16"				
Strike Projection: 2"				
Fasteners: #10 x 1" OPHWS and anchors; 10 - 24 x 1-1/4" FPHMS				








327F			5	30
Automatic Floor Stop and Holder	US3	96.10		
Material: Cast brass	US10B	101.35		
Holder Base: 3-1/16" x 3-1/2"	US26D	101.35		
Projection: 1-15/16"				
Floor Strike: 2" x 4-3/32"				
Strike Height: 1-3/4"				
Max Door to Floor Clearance: 9/16" to 1-1/16"				
Fasteners: 4 ea. x 12-24 x 1" TPHMS and #12 x 1" TPHWS; 3 ea. #14 x 1-1/2" FPHWS and anchors; 1/4 - 20 x 3/4" FPHMS with lead anchor				



327W			5	20
Automatic Wall Stop and Holder	US4	161.21		
Material: Cast brass	US10B	161.21		
Holder Base: 3-1/16" x 3-1/2"	US26D	151.99		
Holder Projection: 1-15/16"				
Engaged Projection: 3-1/2"				
Strike Diameter: 2-3/8"				
Strike Projection: 3-1/16"				
Fasteners: #12 x 1 TPHWS; 12-24 x 1" TPHMS; 1/4" - 20 x 3/4" FPHMS with lead anchor; #14 x 1-1/2" FPHWS				
Strike is adjustable 45° left or right				




Description	Finish	List	Box Qty.	Case Qty.	
 <p>328F Automatic Floor Stop and Holder Material: Cast brass Holder Base: 3-1/16" x 3-1/2" Projection: 1-15/16" Floor Strike: 2" x 4-3/32" Strike Height: 2-1/4" Max Door to Floor Clearance: 1-1/8" to 1-9/16" Fasteners: 4 ea. 12-24 x 1" TPHMS and #12 x 1" TPHWS; 3 ea. #14 x 1-1/2" FPHWS and anchors; 1/4 - 20 x 3/4" FPHMS with lead anchor</p>	US3	96.10	5	30	
	US10B	101.35			
	US26D	101.35			
	<hr/>				
	 <p>329F Automatic Floor Stop and Holder Material: Cast brass Holder Base: 3-1/16" x 3-1/2" Projection: 1-15/16" Strike Height: 2-3/4" Floor Strike: 2" x 4-3/32" Max Door to Floor Clearance: 1-5/8" to 2-1/16" Fasteners: 4 ea. 12-24 x 1" TPHMS and #12 x 1" TPHWS; 3 ea. #14 x 1-1/2" FPHWS and anchors; 1/4 - 20 x 3/4" FPHMS with lead anchor</p>	US3	96.10	5	30
		US10B	101.35		
		US26	101.35		
US26D		101.35			
<hr/>					
 <p>330D Pocket Door Latch Material: Brass Fits: 1-3/8" - 1-3/4" door Size: 2-3/4" x 2-1/2" Finger Pull Extends: 1-3/8" Fasteners: #6 x 5/8" OPHWS</p>		US3		1	20
		US5			
	US10B				
	US15				
	US15A				
	US19				
	US26				
US26D					
See Sliding Door Hardware Section for Pricing					
<hr/>					
 <p>330L Privacy Pocket Door Latch Material: Brass Size: 2-3/4" x 2-1/2" Finger Pull Extends: 1-3/8" Strike: 1" x 2-1/4" 1-3/8" doors Fasteners: #6 x 5/8" OPHWS; #6 x 3/4" FPHWS</p>	US3		1	20	
	US5				
	US10				
	US10B				
	US15				
	US15A				
	US19				
US26					
US26D					
See Sliding Door Hardware Section for Pricing					
<hr/>					
 <p>330M Privacy Pocket Door Latch Material: Brass Size: 2-3/4" x 2-1/2" Finger Pull Extends: 1-3/8" Strike: 1" x 2-1/4" 1-3/4" doors Fasteners: #6 x 5/8" OPHWS; #6 x 3/4" FPHWS</p>	US3		1	20	
	US5				
	US10				
	US10B				
	US15				
	US15A				
	US19				
US26					
US26D					
See Sliding Door Hardware Section for Pricing					






Description	Finish	List	Box Qty.	Case Qty.
334V			1	
Door Knocker w/ 115° Viewer	US3	51.47		50
Material: Solid cast brass	US4	50.25		
Knocker Size: 3-9/16" x 6-3/4"	US10	54.67		
Fasteners:	US10B	54.67		
Two (2) 8-32 x 2 FHMS for standard 1-3/4" doors	US26	51.47		
Two (2) #8 finish washers	US26D	50.25		
Two (2) 8-32 x 1-5/8" FHMS for 1-3/8" doors				

Lettering Available- up to four characters, Arial, 1/2" tall, black - \$30.00 total added to net price. Not available on US10B finish.




336A	Primed steel	3.33	25	100
161 Prep - Door Edge Filler Plate				
Gauge: .134"				
Size: 1-1/8" x 2-1/4"				
336B	Primed steel	5.25	25	100
86 Prep - Door Edge Filler Plate				
Gauge: .180				
Size: 1-1/4" x 8"				
336C	Primed steel	4.42	25	100
Door Face Filler Plate				
Gauge: .055"				
Size: 1-3/4" Diameter				
336D	Primed steel	4.99	25	100
Door Face Filler Plate				
Gauge: .055				
Size: 2-5/8" Diameter				
336E	Primed steel	4.22	25	100
Square - Door Edge Filler Plate				
Gauge: .134				
Size: 1-3/4" x 4-1/2"				
336F	Primed steel	4.04	25	100
Bevel - Door Edge Filler Plate				
Gauge: .134				
Size: 1-1/2" x 4-1/2"				
336G	Primed steel	4.42	25	100
Square - Door Edge Filler Plate				
Gauge: .134				
Size: 1-3/4" x 5"				
336H	Primed steel	3.91	25	250
Bevel - Door Edge Shim Filler Plate				
Gauge: .134				
Size: 1-1/2" x 5"				
336I	Primed steel	2.76	25	250
Frame - Flush Bolt Strike Filler Plate				
Gauge: .083				
Size: 15/16" x 2-1/4"				





Description	Finish	List	Box Qty.	Case Qty.
336K Door - Flush Bolt Filler Plate Gauge: .134 Size: 1" x 6-3/4"	Primed steel	4.67	25	250




336L Frame - Hinge Filler Plate Gauge: .134 Size: 1-5/8" x 4-1/2"	Primed steel	3.91	25	250
---	--------------	------	----	-----



336M Frame - Hinge Filler Plate Gauge: .134 Size: 1-5/8" x 5"	Primed steel	4.42	25	250
---	--------------	------	----	-----



336N 86 to 161 Edge Prep Latch Adapter Filler Plate Gauge: .238 Size: 1-1/4" x 8"	Primed steel	9.35	25	100
--	--------------	------	----	-----



336P Frame - Deadlock Strike Filler Plate Gauge: .083 Size: 1-1/8" x 2-3/4"	Primed steel	3.07	25	100
---	--------------	------	----	-----



336Q Frame - ASA Strike Filler Plate Gauge: .093 Size: 1-1/4" x 4-7/8"	Primed steel	3.53	25	100
--	--------------	------	----	-----



336R Frame - Cylindrical Lock Strike Filler Plate Gauge: .083 Size: 1-1/8" x 2-3/4"	Primed steel	2.94	25	100
--	--------------	------	----	-----



337A Template Hinge Shim Gauge: .028 Size: 1-7/16" x 4-1/2"	Primed steel	1.66	100	400
---	--------------	------	-----	-----



337B Template Hinge Shim Gauge: .065 Size: 1-7/16" x 4-1/2"	Primed steel	2.11	100	400
---	--------------	------	-----	-----



337C Template Hinge Shim Gauge: .028 Size: 1-7/16" x 5"	Primed steel	2.11	100	400
---	--------------	------	-----	-----





Description	Finish	List	Box Qty.	Case Qty.
337D Template Hinge Shim Gauge: .065 Size: 1-7/16" x 5"	Primed steel	2.24	100	400
340C Latch Protector Plate without Safety Studs Material: 12 GA steel, stainless steel Size: 3" x 11" For 1-3/4" door thickness Fasteners: 5/16 - 20 x 1-1/2" carriage bolts with sex nuts For use w/ most mortise locks For use w/ cylindrical locksets with 3-3/4" backset or greater.	US32D	36.49	1	10
340D Protector Plate stainless steel Size: 3" x 11" For 1-3/4" door thickness Fasteners: 5/16 - 18 x 1-1/2" carriage bolts with sex nuts For use w/ most mortise locks For use w/ cylindrical locksets with 3-3/4" backset or greater.	Latch US2C 18.44 Material: 12 GA steel, US32D 36.49	1	10	
341C Latch Protector Plate w/ Lock Cut Out Without Safety Studs Material: 12 GA steel, stainless steel Size: 3" x 11" For 1-3/4" door thickness Fasteners: 5/16 - 20 x 1-1/2" carriage bolts with sex nuts For use with cylindrical locksets with a 2-3/4" backset.	US32D	36.49	1	10
341D Latch Protector Plate w/ Lock Cut Out Material: 12 GA steel, stainless steel Size: 3" x 11" For 1-3/4" door thickness Fasteners: 5/16 - 18 x 1-1/2" carriage bolts with sex nuts For use with cylindrical locksets with a 2-3/4" backset.	US2C 18.44 US32D 36.49	1	10	
342D Latch Protector Plate w/ Escutcheon Cut Out Material: 12 GA steel, stainless steel Size: 3" x 11" For 1-3/4" door thickness Fasteners: 5/16 - 20 x 1-1/2" carriage bolts with sex nuts For use with cylindrical and mortise locksets	US32D	46.03	1	10





Description	Finish	List	Box Qty.	Case Qty.
345D	US2C	14.22	1	10
Latch Protector Plate	US32D	27.08		
Material: 12 GA steel, stainless steel				
Size: 1-5/8" x 10"				
For 1-3/4" door thickness				
Fasteners: 5/16-18 x 1-1/2" carriage bolts with sex nuts				
For use with cylindrical locksets				

MEN

350M			-	5
Engraved Plastic Sign - MEN	Brown (W1) w/ white lettering	20.94		
Material: .125" thick plastic	Black (W2) w/ white lettering	20.94		
Lettering: 3/4" Helvetica	Blue (W3) w/ white lettering	20.94		
Size: 2" x 5"	Silver (B1) w/ black lettering	20.94		
Signs are individually packed in a polybag	Gold (B2) w/ black lettering	20.94		

WOMEN

350W			-	5
Engraved Plastic Sign - WOMEN	Brown (W1) w/ white lettering	23.49		
Material: .125" thick plastic	Black (W2) w/ white lettering	23.49		
Lettering: 3/4" Helvetica	Blue (W3) w/ white lettering	23.49		
Size: 2" x 5"	Silver (B1) w/ black lettering	23.49		
Fasteners: Double sided pressure sensitive tape, or screws (specify)	Gold (B2) w/ black lettering	23.49		
Signs are individually packed in a polybag				

PUSH

350H			-	5
Engraved Plastic Sign - PUSH	Brown (W1) w/ white lettering	23.49		
Material: .125" thick plastic	Black (W2) w/ white lettering	23.49		
Lettering: 3/4" Helvetica	Blue (W3) w/ white lettering	23.49		
Size: 2" x 4"	Silver (B1) w/ black lettering	23.49		
Fasteners: Double sided pressure sensitive tape, or screws (specify)				
Signs are individually packed in a polybag				

PULL

350L	Black (W2) w/ white lettering	23.49		
Engraved Plastic Sign - PULL	Blue (W3) w/ white lettering	23.49		
Material: .125" thick plastic	Silver (B1) w/ black lettering	23.49		
Lettering: 3/4" Helvetica	Gold (B2) w/ black lettering	23.49		
Size: 2" x 4"				
Fasteners: Double sided pressure sensitive tape, or screws (specify)				
Signs are individually packed in a polybag				

635







**P
U
S
H**

**P
U
L
L**

 **MEN**




Description	Finish	List	Box Qty.	Case Qty.
350R Engraved Plastic Sign - Number	Brown (W1) w/ white lettering	20.94	-	5
Material: .125" thick plastic	Black (W2) w/ white lettering	20.94		
Lettering: 3/4" Helvetica	Blue (W3) w/ white lettering	20.94		
Size: 2" x 4"	Silver (B1) w/ black lettering	20.94		
Fasteners: Double sided pressure sensitive tape, or screws (specify)				
Signs are individually packed in a polybag				
Up to 3 characters (4 additional characters \$6.30)				
351H Engraved Plastic Sign - PUSH	Brown (W1) w/ white lettering	20.94	-	5
Material: .125" thick plastic	Black (W2) w/ white lettering	20.94		
Lettering: 3/4" Helvetica	Blue (W3) w/ white lettering	20.94		
Size: 1" x 4-1/2"	Silver (B1) w/ black lettering	20.94		
Fasteners: Double sided pressure sensitive tape, or screws (specify)				
Signs are individually packed in a polybag				
351L Engraved Plastic Sign - PULL	Brown (W1) w/ white lettering	20.94	-	5
Material: .125" thick plastic	Black (W2) w/ white lettering	20.94		
Lettering: 3/4" Helvetica	Blue (W3) w/ white lettering	20.94		
Size: 1" x 4-1/2"	Silver (B1) w/ black lettering	20.94		
Fasteners: Double sided pressure sensitive tape, or screws (specify)				
Signs are individually packed in a polybag				
352M Engraved Plastic Sign - MEN	Brown (W1) w/ white lettering	27.27	-	5
Material: .125" thick plastic	Black (W2) w/ white lettering	27.27		
Lettering: 3/4" Helvetica	Blue (W3) w/ white lettering	27.27		
Size: 2-1/2" x 6"	Silver (B1) w/ black lettering	27.27		
Fasteners: Double sided pressure sensitive tape, or screws (specify)				
Signs are individually packed in a polybag				



	Description	Finish	List	Box Qty.	Case Qty.
	352W Engraved Plastic Sign - WOMEN	Brown (W1) w/ white lettering	28.62	-	5
	Material: .125" thick plastic	Black (W2) w/ white lettering	28.62		
	Lettering: 3/4" Helvetica	Blue (W3) w/ white lettering	28.62		
	Size: 2-1/2" x 7"	Silver (B1) w/ black lettering	28.62		
	Fasteners: Double sided pressure sensitive tape, or screws (specify)	Gold (B2) w/ black lettering	28.62		
	Signs are individually packed in a polybag				
Restroom	354A Engraved Plastic Sign - Restroom	Black (W2) w/ white lettering	35.15	-	5
	Material: .125" thick plastic				
	Lettering: 3/4" Helvetica				
Restrooms	Size: 2" x 6"	Blue (W3) w/ white lettering	35.15		
	Fasteners: Double sided pressure sensitive tape				
	Signs are individually packed in a polybag				
	364N Engraved International Symbol No Smoking	Black (W2) w/ white lettering	35.15	-	5
	Material: .125" thick plastic				
	Lettering: 3/4" Helvetica				
	Size: 6" x 6"	Blue (W3) w/ white lettering	35.15		
	Fasteners: Pressure sensitive tape standard, or screws (specify)				
	Signs are individually packed in a polybag				
	364S International Handicap Symbol	Red (W4) w/ raised white symbol	42.13	-	5
	Material: .0625" thick plastic				
	Raised HANDICAP symbol				
	Size: 3" x 3"	Blue (W3) w/ raised white symbol	25.16	-	5
	Fasteners: Pressure sensitive tape standard, or screws (specify)				
	Signs are individually packed in a polybag				
	364M International Handicap Symbol	Blue (W3) w/ raised white symbol	31.44	-	5
	Material: .0625" thick plastic				
	Raised HANDICAP symbol				
	Size: 4" x 4"				
	Fasteners: Double sided pressure sensitive tape standard, or screws (specify)				
	Signs are individually packed in a polybag				





Description	Finish	List	Box Qty.	Case Qty.
364L International Handicap Symbol Material: .125" thick plastic 1/32" raised HANDICAP symbol Size: 6" x 6" Fasteners: Double sided pressure sensitive tape standard, or screws (specify) Signs are individually packed in a polybag	Brown (W1) w/ raised white symbol	43.35	-	5
	Black (W2) w/ raised white symbol	43.35		
	Blue (W3) w/ raised white symbol	43.35		
 365M ADA Tactile Signage - MEN Material: .125" thick plastic Grade 2 Braille Translation Size: 6" x 8" Fasteners: Double sided pressure sensitive tape Signs are individually packed in a polybag	Brown (W1) w/ raised white symbol	70.74	-	5
	Black (W2) w/ raised white symbol	70.74		
	Blue (W3) w/ raised white symbol	70.74		
 365W ADA Tactile Signage - WOMEN Material: .125" thick plastic Grade 2 Braille Translation Size: 6" x 8" Fasteners: Double sided pressure sensitive tape Signs are individually packed in a polybag	Brown (W1) w/ raised white symbol	74.39	-	5
	Black (W2) w/ raised white symbol	74.39		
	Blue (W3) w/ raised white symbol	74.39		
 366R ADA Tactile Signage Room Number Material: .125" thick plastic Grade 2 Braille Translation Size: 2-1/2" x 5" Fasteners: Double sided pressure sensitive tape Up to 3 characters (Max. 4) additional characters Signs are individually packed in a polybag Up to 3 characters (4 additional characters \$6.30)	Brown (W1) w/ raised white symbol	35.46	-	5
	Black (W2) w/ raised white symbol	35.46		
	Blue (W3) w/ raised white symbol	35.46		





366S
 ADA Tactile Signage - STAIRS
 Material: .125" thick plastic
 Grade 2 Braille Translation
 Size: 6" x 8"
 Fasteners: Double sided pressure sensitive tape
 Signs are individually packed in a polybag

Finish	List	Box Qty.	Case Qty.
Brown (W1) w/ raised white symbol	63.07	-	5
Black (W2) w/ raised white symbol	63.07		
Blue (W3) w/ raised white symbol	63.07		



368E
 ADA Tactile Signage - EXIT
 Material: .125" thick plastic
 Grade 2 Braille Translation
 Size: 6" x 8"
 Fasteners: Double sided pressure sensitive tape
 Signs are individually packed in a polybag

Finish	List	Box Qty.	Case Qty.
Brown (W1) w/ raised white symbol	63.07	-	5
Black (W2) w/ raised white symbol	63.07		
Blue (W3) w/ raised white symbol	63.07		



368M
 ADA Tactile Signage - MEN
 Material: .125" thick plastic
 Grade 2 Braille Translation
 Size: 6" x 8"
 Fasteners: Double sided pressure sensitive tape
 Signs are individually packed in a polybag

Finish	List	Box Qty.	Case Qty.
Brown (W1) w/ raised white symbol	74.71	-	5
Black (W2) w/ raised white symbol	74.71		
Blue (W3) w/ raised white symbol	74.71		



368W
 ADA Tactile Signage - WOMEN
 Material: .125" thick plastic
 Grade 2 Braille Translation
 Size: 6" x 8"
 Fasteners: Double sided pressure sensitive tape
 Signs are individually packed in a polybag

Finish	List	Box Qty.	Case Qty.
Brown (W1) w/ raised white symbol	78.43	-	5
Black (W2) w/ raised white symbol	78.43		
Blue (W3) w/ raised white symbol	78.43		



368U
 ADA Tactile Signage - UNISEX
 Material: .125" thick plastic
 Grade 2 Braille Translation
 Size: 8" x 8"
 Fasteners: Double sided pressure sensitive tape
 Signs are individually packed in a polybag

Finish	List	Box Qty.	Case Qty.
Brown (W1) w/ raised white symbol	86.43	-	5
Black (W2) w/ raised white symbol	86.43		
Blue (W3) w/ raised white symbol	86.43		



369L
 ADA Tactile Signage - ACCESS LEFT
 Material: .125" thick plastic
 Grade 2 Braille translation
 Size: 6" x 8"
 Fasteners: Double sided pressure sensitive tape
 Signs are individually packed in a polybag

Finish	List	Box Qty.	Case Qty.
Brown (W1) w/ raised white symbol	70.74	-	5
Black (W2) w/ raised white symbol	70.74		
Blue (W3) w/ raised white symbol	70.74		



Description	Finish	List	Box Qty.	Case Qty.
369R ADA Tactile Signage - ACCESS RIGHT Material: .125" thick plastic Grade 2 Braille translation Size: 6" x 8" Fasteners: Double sided pressure sensitive tape Signs are individually packed in a polybag	Brown (W1) w/ raised white symbol	70.74	-	5
	Black (W2) w/ raised white symbol	70.74		
	Blue (W3) w/ raised white symbol	70.74		



370M ADA Tactile Signage - RESTROOM MEN Material: 9/16" thick plastic Grade 2 Braille Translation Size: 10-1/2" side Fasteners: Double sided pressure sensitive tape Signs are individually packed in a polybag	Blue (W3) w/ raised white symbol and lettering	43.35	-	5
--	---	-------	---	---



370U ADA Tactile Signage - RESTROOM UNISEX Material: 9/16" thick plastic Grade 2 Braille Translation Size: 12" diameter Fasteners: Double sided pressure sensitive tape Signs are individually packed in a polybag	Blue (W3) w/ raised white symbol and lettering	43.35	-	5
---	---	-------	---	---



370W ADA Tactile Signage - RESTROOM WOMEN Material: 9/16" thick plastic Grade 2 Braille Translation Size: 12" diameter Fasteners: Double sided pressure sensitive tape Signs are individually packed in a polybag	Blue (W3) w/ raised white symbol and lettering	43.35	-	5
--	---	-------	---	---



901P Coat Hook - Short single Material: Brass Diameter: 1" Projection: 1-1/4" Fasteners: #14 x 1-1/4" wood thread	US3 US26D	24.14 24.14	1	-
---	--------------	----------------	---	---



902P Coat Hook - Long Single Material: Brass Diameter: 1" Projection: 2-1/2" Fasteners: #14 x 1-1/4" wood thread	US3 US26D	33.87 33.87	1	12
--	--------------	----------------	---	----



903P Coat Hook - Long Double Material: Brass Diameter: 1" Projection: 2-1/2" Fasteners: #14 x 1-1/4" wood thread	US3 US26D	46.54 46.54	1	12
--	--------------	----------------	---	----





910P

Offset Mounting Vertical Pull
 Pull Diameter: 1-1/4"
 Fasteners: 3/8 - 16 FPHMS with finish washers
 Clearance: 1-1/2"
 Projection: 2-3/4"
 Offset: 1-5/8"
 Length: 36"
 CTC: 20"

Description	Finish	List	Box Qty.	Case Qty.
-------------	--------	------	----------	-----------

	US3	435.09	1	12
	US4	435.09		
	US10	449.82		
	US10B	449.82		
	US15A	449.82		
	US26	449.82		
	US26D	449.82		
	US28	411.22		
	US32D	329.08		

Length: 72"
 CTC: 56"

	US3	523.32	1	12
	US4	523.32		
	US10	555.20		
	US10B	555.20		
	US15A	555.20		
	US26	555.20		
	US26D	555.20		
	US28	457.06		
	US32D	463.27		



910B

Offset Mounting Vertical Pull
 BTB Mounting
 Pull Diameter: 1-1/4"
 Clearance: 1-1/2"
 Projection: 2-3/4"
 Offset: 1-5/8"
 Length: 36"
 CTC: 20"

	US3	896.25	1	12
	US4	896.25		
	US10	925.63		
	US10B	925.63		
	US15A	925.63		
	US26	925.63		
	US26D	925.63		
	US28	848.56		
	US32D	684.14		

Length: 72"
 CTC: 56"

	US3	1,072.70	1	12
	US4	1,072.70		
	US10	1,136.34		
	US10B	1,136.34		
	US15A	1,136.34		
	US26	1,136.34		
	US26D	1,136.34		
	US28	940.23		
	US32D	952.53		



Description	Finish	List	Box Qty.	Case Qty.
-------------	--------	------	----------	-----------



915P
 Straight Mounting Vertical Pull
 Pull Diameter: 1-1/4"
 Fasteners: 3/8 - 16 FPHMS with finish washers
 Length: 36"
 CTC: 20"
 Clearance: 1-1/2"
 Projection: 2-3/4"

US3	411.22	1	12
US4	411.22		
US10	433.82		
US10B	433.82		
US15A	433.82		
US26	433.82		
US26D	433.82		
US28	315.00		
US32D	359.17		
US3	479.21	1	12
US4	479.21		
US10	509.30		
US10B	509.30		
US15A	509.30		
US26	509.30		
US26D	509.30		
US28	411.22		
US32D	433.82		

Length: 72"
 CTC: 56"
 Clearance: 1-1/2"
 Projection: 2-3/4"



915B
 Straight Mounting Vertical Pull
 BTB Mounting
 Pull Diameter: 1-1/4"
 Length: 36"
 CTC: 20"
 Clearance: 1-1/2"
 Projection: 2-3/4"

US3	848.56	1	12
US4	848.56		
US10	893.76		
US10B	893.76		
US15A	893.76		
US26	893.76		
US26D	893.76		
US28	656.17		
US32D	744.45		
US3	984.47	1	12
US4	984.47		
US10	1,044.52		
US10B	1,044.52		
US15A	1,044.52		
US26	1,044.52		
US26D	1,044.52		
US28	848.56		
US32D	893.76		

Length: 72"
 CTC: 56"
 Clearance: 1-1/2"
 Projection: 2-3/4"



920P
 C-Shaped Pull
 Projection: 2-1/4"
 Base Diameter: 1"
 Clearance: 1-3/4"
 CTC: 8-1/2"
 Fasteners: 3/8 - 16 FPHMS with finish washers

US3	523.32	1	12
US4	523.32		
US10	598.03		
US10B	598.03		
US15A	598.03		
US26	598.03		
US26D	598.03		
US28	335.80		
US32D	509.30		





Description	Finish	List	Box Qty.	Case Qty.
920B	US3	1,072.70	1	12
C-Shaped Pull	US4	1,072.70		
BTB Mounting	US10	1,222.12		
Projection: 2-1/4"	US10B	1,222.12		
Base Diameter: 1"	US15A	1,222.12		
Clearance: 1-3/4"	US26	1,222.12		
CTC: 8-1/2"	US26D	1,222.12		
	US28	697.72		
	US32D	1,044.52		



921P	US3	1,046.45	1	12
C-Shaped Pull	US4	1,046.45		
Projection: 2-1/8"	US10B	1,046.45		
Clearance: 1-1/2"	US15A	1,046.45		
Offset: 8-1/2"	US26	1,046.45		
CTC: 17-1/2"	US26D	1,046.45		
Fasteners: 3/8 - 16 FPHMS with finish washers	US32D	986.39		



921B	US3	2,118.95	1	12
C-Shaped Pull	US4	2,118.95		
BTB Mounting	US10B	2,118.95		
Projection: 2-1/8"	US15A	2,118.95		
Clearance: 1-1/2"	US26	2,118.95		
Offset: 8-1/2"	US26D	2,118.95		
CTC: 17-1/2"	US32D	1,998.78		



922P				
C-Shaped Pull Continuous				
Pull Diameter: 1"				
Projection: 2-1/2"				
Fasteners: 3/8 - 16 FPHMS with finish washers				
Clearance: 1-1/2"				
CTC: 10"	US3	326.64	1	12
	US4	326.64		
	US10	397.13		
	US10B	397.13		
	US15A	397.13		
	US26	397.13		
	US26D	397.13		
	US28	210.31		
	US32D	315.00		
CTC: 12"	US3	375.11	1	12
	US4	375.11		
	US10	419.15		
	US10B	419.15		
	US15A	419.15		
	US26	419.15		
	US26D	419.15		
	US28	239.64		
	US32D	344.50		





922B
 C-Shaped Pull Continuous
 BTB Mounting
 Pull Diameter: 1"
 Projection: 2-1/2"
 Clearance: 1-1/2"
 CTC: 10"

Description	Finish	List	Box Qty.	Case Qty.
CTC: 10"	US3	679.34	1	12
	US4	679.34		
	US10	820.20		
	US10B	820.20		
	US15A	820.20		
	US26	820.20		
	US26D	820.20		
	US28	446.62		
	US32D	656.17		
CTC: 12"	US3	776.20	1	12
	US4	776.20		
	US10	864.36		
	US10B	864.36		
	US15A	864.36		
	US26	864.36		
	US26D	864.36		
	US28	505.46		
	US32D	715.00		



923P
 C-Shaped Pull Flanged
 Pull Diameter: 1"
 Projection: 2-3/4"
 Clearance: 1-3/4"
 Base Diameter: 3/4"
 Fasteners: 3/8 - 16 FPHMS with finish washers
 CTC: 10"

CTC: 10"	US3	373.83	1	12
	US4	373.83		
	US10	395.86		
	US10B	395.86		
	US15A	395.86		
	US26	395.86		
	US26D	395.86		
	US28	209.61		
	US32D	313.84		
CTC: 12"	US3	403.21	1	12
	US4	403.21		
	US10	419.15		
	US10B	419.15		
	US15A	419.15		
	US26	419.15		
	US26D	419.15		
	US28	241.49		
	US32D	344.50		





Description	Finish	List	Box Qty.	Case Qty.
923B C-Shaped Pull Flanged BTB Mounting Pull Diameter: 1" Projection: 2-3/4" Clearance: 1-3/4" Base Diameter: 3/4" CTC: 10"	US3	773.71	1	12
	US4	773.71		
	US10	817.69		
	US10B	817.69		
	US15A	817.69		
	US26	817.69		
	US26D	817.69		
	US28	445.34		
	US32D	653.67		
	CTC: 12"	US3	832.55	1
US4		832.55		
US10		864.36		
US10B		864.36		
US15A		864.36		
US26		864.36		
US26D		864.36		
US28		509.04		
US32D		715.00		
924P C-Shaped Pull O/A Height: 15" Projection: 2-1/2" Clearance: 1-1/2" Offset: 6-1/2" Fasteners: 3/8 -16 FPHMS with finish washers		US3	463.27	1
	US4	463.27		
	US10B	509.30		
	US15A	509.30		
	US26	509.30		
	US26D	509.30		
924B C-Shaped Pull BTB Mounting O/A Height: 15" Projection: 2-1/2" Clearance: 1-1/2" Offset: 6-1/2"	US3	952.53	1	12
	US4	952.53		
	US10B	1,044.52		
	US15A	1,044.52		
	US26	1,044.52		
	US26D	1,044.52		
926P Curved Shaped Pull Base Diameter: 1-1/4" Projection: 3" Clearance: 1-13/16" Offset: 5-9/32" CTC: 12" Pull Diameter: 1-3/16" Fasteners: 3/8 - 16 FPHMS with finish washers	US3	479.21	1	12
	US4	479.21		
	US10B	538.04		





Description	Finish	List	Box Qty.	Case Qty.
926B			1	12
Curved Shaped Pull	US3	984.47		
BTB Mounting	US4	984.47		
Base Diameter: 1-1/4"	US10B	1,102.08		
Projection: 3"				
Clearance: 1-13/16"				
Offset: 5-9/32"				
CTC: 12"				
Pull Diameter: 1-3/16"				



932P	US3	627.99	1	12
S-Shaped Pull	US4	627.99		
Projection: 3"	US10B	688.12		
Clearance: 2"	US15A	688.12		
Pull Diameter: 1"	US26	688.12		
Fasteners: 3/8 - 16 FPHMS with finish washers	US26D	688.12		
	US28	509.30		
	US32D	613.97		



932B			1	12
S-Shaped Pull	US26D	2,127.34		
BTB Mounting	US32D	1,672.33		
Projection: 3"				
Clearance: 2"				
Pull Diameter: 1"				
Fasteners: 3/8 - 16 FPHMS with finish washers				
Note: must specify handing				



933P	US3	120.23	1	12
Colonial Style Door Pull	US4	105.57		
Projection: 2-3/16"	US10B	142.26		
Pull Diameter: 1"	US26	142.26		
Base Diameter: 15/16"				
Fasteners: 3/8 - 16 FPHMS with finish washers				
Clearance: 1-3/16"				
CTC: 6"				



933B	US3	266.52	1	12
Colonial Style Door Pull	US4	237.27		
BTB Mounting	US10B	310.58		
Projection: 2-3/16"	US26	310.58		
Pull Diameter: 1"				
Base Diameter: 15/16"				
Clearance: 1-3/16"				
CTC: 6"				







Description	Finish	List	Box Qty.	Case Qty.	
934P Offset Pull Projection: 3-1/8" Pull Diameter: 1-1/4" Base Diameter: 1" Clearance: 1-7/8" Fasteners: 3/8 - 16 FPHMS with finish washers CTC: 12"	US3	433.82	1	12	
	US4	433.82			
	US10B	433.82			
	US15A	433.82			
	US26	433.82			
	US26D	433.82			
	US28	428.89			
	US32D	523.32			
	CTC: 16"	US3	449.11	1	12
		US4	449.11		
US10B		449.11			
US15A		449.11			
US26		449.11			
US26D		449.11			
US28		441.24			
US32D		541.57			
CTC: 18"	US3	492.01	1	12	
	US4	492.01			
	US10B	492.01			
	US15A	492.01			
	US26	492.01			
	US26D	492.01			
	US28	484.01			
	US32D	593.10			



Description	Finish	List	Box Qty.	Case Qty.
934B				
Offset Pull				
BTB Mounting				
Base Diameter: 1"				
Projection: 3-1/8"				
Clearance: 1-7/8"				
Pull Diameter: 1-1/4"				
CTC: 12"	US3	612.96	1	12
	US4	612.96		
	US10B	612.96		
	US15A	612.96		
	US26	612.96		
	US26D	612.96		
	US28	883.90		
	US32D	1,072.70		
CTC: 16"	US3	924.41	1	12
	US4	924.41		
	US10B	924.41		
	US15A	924.41		
	US26	924.41		
	US26D	924.41		
	US28	908.48		
	US32D	1,109.32		
CTC: 18"	US3	1,010.14	1	12
	US4	1,010.14		
	US10B	1,010.14		
	US15A	1,010.14		
	US26	1,010.14		
	US26D	1,010.14		
	US28	994.07		
	US32D	1,212.14		



936P	US3	63.84	1	12
Coat Hook Single/Angled	US26D	63.84		
Material: Brass				
Base Diameter: 1-15/16"				
Hook Diameter: 11/16"				
Projection: 3-5/16"				











937P	US3	65.43	1	12
Coat Hook	US26D	65.43		
Material: Brass				
Projection: 3-3/4" top hook; 2-1/2" bottom hook				



940P	US3	23.88	1	12
Double Coat Hook	US26D	23.88		
Material: Brass				
Top Projection: 3-15/16"				
Bottom Projection: 2-1/8"				
Thickness: 1/4"				
Fasteners: #10 x 1" FPHWS				



	Description	Finish	List	Box Qty.	Case Qty.
	941P Single Coat Hook Material: Brass Projection: 2-1/8" Thickness: 1/4" Fasteners: #10 x 1" FPHWS	US3	22.21	1	12
		US26D	22.21		
	945P Double Coat Hook - Surface mounting Material: Brass O/A Height: 5-1/2" Projection: 3-5/16" Fasteners: #10 x 1" FPHWS w/ anchors	US3	60.63	1	12
		US26D	60.63		
	946P Double Coat Hook w/ Concealed Mounting Material: Brass O/A Height: 5-1/2" Projection: 3-11/16" Fasteners: #10 x 1" FPHWS w/ anchors	US3	115.56	1	12
		US26D	115.56		
	951P Double Coat Hook/Straight Material: Brass O/A Height: 5-3/4" Projection: 2-3/4"	US3	115.56	1	12
		US26D	115.56		
	952P Single Coat Hook/Straight Material: Brass O/A Height: 2-13/16" Projection: 2-7/32"	US3	92.71	1	12
		US26D	92.71		
	956P Double Coat Hook/Angled Material: Brass O/A Height: 5-11/16" Projection: 3-23/32"	US3	112.49	1	12
		US4	112.49		
		US26D	112.49		
	957P Coat Hook Materials: Brass Projection: 1-3/4" Base Diameter: 3/4" Fasteners: #10 x 1" wood thread	US3	28.42	1	12
		US26D	28.42		
	960P Square Tip Pull O/A Height: 16" Base Diameter: 1-1/4" Pull Diameter: 1" Projection: 3-1/4" Clearance: 1-3/4" Fasteners: 3/8 - 16 FPHMS with finish washers CTC: 12"	US3	567.94	1	12
		US4	567.94		
		US10B	567.94		
		US15A	567.94		
		US26	567.94		
		US26D	567.94		



Description	Finish	List	Box Qty.	Case Qty.
960B			1	12
Square Tip Pull	US3	1,162.08		
BTB Mounting	US4	1,162.08		
O/A Height: 16"	US10B	1,162.08		
Base Diameter: 1-1/4"	US15A	1,162.08		
Pull Diameter: 1"	US26	1,162.08		
Projection: 3-1/4"	US26D	1,162.08		
Clearance: 1-3/4"				
CTC: 12"				





962P			1	12
Acorn Tip Pull	US3	538.04		
O/A Height: 16-5/16"	US4	538.04		
Base Diameter: 2"	US10B	538.04		
Pull Diameter: 1"	US15A	538.04		
Projection: 3"	US26	538.04		
Clearance: 1-7/8"	US26D	538.04		
Fasteners: 3/8 - 16 FPHMS with finish washers				
CTC: 12"				



963P				
Acorn Tip Pull - Offset				
Pull Diameter: 1"				
Fasteners: 3/8 - 16 FPHMS with finish washers				
CTC: 12"	US3	583.30	1	12
	US4	561.29		
	US10B	583.30		
	US15A	583.30		
	US26	583.30		
	US26D	583.30		
CTC: 16"	US3	718.20	1	12
	US4	680.17		
	US10B	718.20		
	US15A	718.20		
	US26	718.20		
	US26D	718.20		
CTC: 18"	US3	729.85	1	12
	US4	582.09		
	US10B	729.85		
	US15A	729.85		
	US26	729.85		
	US26D	729.85		
CTC: 24"	US3	758.47	1	12
	US4	719.74		
	US10B	758.47		
	US15A	758.47		
	US26	758.47		
	US26D	758.47		
CTC: 30"	US3	788.56	1	12
	US4	753.20		
	US10B	788.56		
	US15A	788.56		
	US26	788.56		
	US26D	788.56		



Description	Finish	List	Box Qty.	Case Qty.
 <p>967P Curved Pull O/A Height: 20-1/2" Clearance: 3-9/16" Projection: 5-9/16" Specify handing Fasteners: 3/8 - 16 FPHMS with finish washers</p>	US3	1,420.08	1	12
	US4	1,420.08		
	US10B	1,643.20		
	US15A	1,643.20		
	US26	1,643.20		
	US26D	1,643.20		
 <p>970P Push/Pull Set Base Diameter: 1" Pull Projection: 3" Pull Clearance: 2" CTC Length: 16-3/4" Push clearance: 1-3/4" Push projection: 2-3/4" Fasteners: Type 3 Mounting Handing Required Additional Bars by Quotation *Add per linear inch or fraction thereof</p>	US3	650.53		12
	US4	650.53		
	US10	650.53		
	US10B	650.53		
	US15A	650.53		
	US26	650.53		
	US26D	650.53		
	US32D	627.81		



Description	Finish	List	Box Qty.	Case Qty.
974P				
Door Pull				
Pull Diameter: 1" (25 mm)				
Base Diameter: 2" (51 mm)				
Projection: 2-1/2"				
Fasteners: 3/8 - 16 FPHMS with finish washers				
CTC: 12"	US3	645.86	1	12
	US4	645.86		
	US10B	645.86		
	US26	645.86		
	US26D	645.86		
	US32D	645.86		
CTC: 18"	US3	672.17	1	12
	US4	672.17		
	US10B	672.17		
	US26	672.17		
	US26D	672.17		
	US32D	672.17		
CTC: 24"	US3	702.14	1	12
	US4	702.14		
	US10B	702.14		
	US26	702.14		
	US26D	702.14		
	US32D	702.14		
CTC: 30"	US3	732.16	1	12
	US4	732.16		
	US10B	732.16		
	US26	732.16		
	US26D	732.16		
	US32D	732.16		
CTC: 36"	US3	732.16	1	12
	US4	732.16		
	US10B	732.16		
	US26	732.16		
	US26D	732.16		
	US32D	732.16		





Description	Finish	List	Box Qty.	Case Qty.
974B				
Door Pull				
BTB Mounting				
Pull Diameter: 1" (25 mm)				
Base Diameter: 2" (51 mm)				
Projection: 2-1/2"				
Fasteners: 3/8 - 16 FPHMS with finish washers				
CTC: 12"	US3	1,317.71	1	12
	US4	1,317.71		
	US10B	1,317.71		
	US26	1,317.71		
	US26D	1,317.71		
	US32D	1,317.71		
CTC: 18"	US3	1,370.34	1	12
	US4	1,370.34		
	US10B	1,370.34		
	US26	1,370.34		
	US26D	1,370.34		
	US32D	1,370.34		
CTC: 24"	US3	1,430.46	1	12
	US4	1,430.46		
	US10B	1,430.46		
	US26	1,430.46		
	US26D	1,430.46		
	US32D	1,430.46		
CTC: 30"	US3	1,490.38	1	12
	US4	1,490.38		
	US10B	1,490.38		
	US26	1,490.38		
	US26D	1,490.38		
	US32D	1,490.38		
CTC: 36"	US3	1,490.38	1	12
	US4	1,490.38		
	US10B	1,490.38		
	US26	1,490.38		
	US26D	1,490.38		
	US32D	1,490.38		

Description	Finish	List	Box Qty.	Case Qty.
975P				
Vertical Pull				
Pull Diameter: 1"				
Projection: 2-3/4"				
Fasteners: 3/8 - 16 FPHMS with finish washers				
Length: 36"	US3	354.23	1	12
CTC: 20"	US4	354.23		
	US10	354.23		
	US10B	354.23		
	US15A	354.23		
	US26	354.23		
	US26D	354.23		
	US32D	354.23		
Length: 72"	US3	509.30	1	12
CTC: 56"	US4	509.30		
	US10	509.30		
	US10B	509.30		
	US15A	509.30		
	US26	509.30		
	US26D	509.30		
	US32D	509.30		
975B				
Vertical Pull				
BTB Mounting				
Pull Diameter: 1"				
Projection: 2-3/4"				
Length: 36"	US3	734.59	1	12
CTC: 20"	US4	734.59		
	US10	734.59		
	US10B	734.59		
	US15A	734.59		
	US26	734.59		
	US26D	734.59		
	US32D	734.59		
Length: 72"	US3	1,044.52	1	12
CTC: 56"	US4	1,044.52		
	US10	1,044.52		
	US10B	1,044.52		
	US15A	1,044.52		
	US26	1,044.52		
	US26D	1,044.52		
	US32D	1,044.52		
976P	US32D	783.06	1	12
Door Pull Offset				
Overall: 29-1/2"; CTC: 19-13/16"				
Base Diameter: 1-1/4"				
Pull Diameter: 1-1/4"				
Projection: 5-3/8"				
Clearance: 4-1/8"				
Offset: 1-3/4"				
Fasteners: 3/8 - 16 FPHMS with finish washers				





Description	Finish	List	Box Qty.	Case Qty.
-------------	--------	------	----------	-----------

976B Door Pull Offset Overall: 29-1/2"; CTC: 19-13/16" BTB Mounting Base Diameter: 1-1/4" Pull Diameter: 1-1/4" Projection: 5-3/8" Clearance: 4-1/8" Offset: 1-3/4"	US32D	1,592.18	1	12
--	-------	----------	---	----



980P Segment Shape - Straight Fasteners: 3/8 - 16 FPHMS with finish washers Projection: 2-1/2" CTC: 9"	US3	236.63	1	12
	US4	236.63		
	US10B	236.63		
	US15A	236.63		
	US26	236.63		
	US26D	236.63		
	US32D	236.63		
CTC: 12"	US3	236.63	1	12
	US4	236.63		
	US10B	236.63		
	US15A	236.63		
	US26	236.63		
	US26D	236.63		
	US32D	236.63		
CTC: 18"	US3	262.24	1	12
	US4	262.24		
	US10B	262.24		
	US15A	262.24		
	US26	262.24		
	US26D	262.24		
	US32D	262.24		
CTC: 24"	US3	262.24	1	12
	US4	262.24		
	US10B	262.24		
	US15A	262.24		
	US26	262.24		
	US26D	262.24		
	US32D	262.24		



Description	Finish	List	Box Qty.	Case Qty.
980B Segment Shape - Straight BTB Mounting Projection: 2-1/2" CTC: 9"	US3	499.24	1	12
	US4	499.24		
	US10B	499.24		
	US15A	499.24		
	US26	499.24		
	US26D	499.24		
	US32D	499.24		
	CTC: 12"	US3		
	US4	499.24		
	US10B	499.24		
	US15A	499.24		
	US26	499.24		
	US26D	499.24		
	US32D	499.24		
CTC: 18"	US3	550.52	1	12
	US4	550.52		
	US10B	550.52		
	US15A	550.52		
	US26	550.52		
	US26D	550.52		
	US32D	550.52		
CTC: 24"	US3	550.52	1	12
	US4	550.52		
	US10B	550.52		
	US15A	550.52		
	US26	550.52		
	US26D	550.52		
	US32D	550.52		



Description	Finish	List	Box Qty.	Case Qty.
981P				
Segment Shape - Offset Pull				
Projection: 2-5/16"				
Fasteners: 3/8 - 16 FPHMS with finish washers				
CTC: 12"	US3	279.46	1	12
	US4	279.46		
	US10B	279.46		
	US15A	279.46		
	US26	279.46		
	US26D	279.46		
	US32D	279.46		
CTC: 18"	US3	315.00	1	12
	US4	315.00		
	US10B	315.00		
	US15A	315.00		
	US26	315.00		
	US26D	315.00		
	US32D	315.00		
CTC: 24"	US3	389.19	1	12
	US4	389.19		
	US10B	389.19		
	US15A	389.19		
	US26	389.19		
	US26D	389.19		
	US32D	389.19		
981B				
Segment Shape - Offset Pull				
BTB Mounting				
Projection: 2-5/16"				
CTC: 12"	US3	584.91	1	12
	US4	584.91		
	US10B	584.91		
	US15A	584.91		
	US26	584.91		
	US26D	584.91		
	US32D	584.91		
CTC: 18"	US3	656.17	1	12
	US4	656.17		
	US10B	656.17		
	US15A	656.17		
	US26	656.17		
	US26D	656.17		
	US32D	656.17		
CTC: 24"	US3	804.38	1	12
	US4	804.38		
	US10B	804.38		
	US15A	804.38		
	US26	804.38		
	US26D	804.38		
	US32D	804.38		






Description	Finish	List	Box Qty.	Case Qty.
983P			1	12
Curved Pull				
Base Diameter: 14-1/4"				
Projection: 3-1/8"				
Clearance: 1-7/8"				
Fasteners: 3/8 - 16 FPHMS with finish washers				
Specify handing				
Left Hand	US3	583.30		
	US4	583.30		
	US10B	627.99		
	US15A	627.99		
	US26	627.99		
	US26D	627.99		
	US32D	718.20		
Right Hand	US3	583.30		
	US4	583.30		
	US10B	627.99		
	US15A	627.99		
	US26	627.99		
	US26D	627.99		
	US32D	718.20		



983B			1	12
Curved Pull				
BTB Mounting				
Base Diameter: 14-1/4"				
Projection: 3-1/8"				
Clearance: 1-7/8"				
Specify handing				
Left Hand	US3	1,192.73		
	US4	1,192.73		
	US10B	1,282.11		
	US15A	1,282.11		
	US26	1,282.11		
	US26D	1,282.11		
	US32D	1,462.40		
Right Hand	US3	1,192.73		
	US4	1,192.73		
	US10B	1,282.11		
	US15A	1,282.11		
	US26	1,282.11		
	US26D	1,282.11		
	US32D	1,462.40		



Description	Finish	List	Box Qty.	Case Qty.	
 <p>984P Curved Pull Projection: 3" Fasteners: 3/8 - 16 FPHMS with finish washers CTC: 12"</p>	US3	389.19	1	12	
	US4	389.19			
	US10B	389.19			
	US15A	389.19			
	US26	389.19			
	US26D	389.19			
	US32D	485.36			
	CTC: 20"	US3	580.87	1	12
		US4	580.87		
		US10B	580.87		
		US15A	580.87		
		US26	580.87		
		US26D	580.87		
	US32D	750.54			
 <p>984B Curved Pull BTB Mounting Projection: 3" CTC: 12"</p>	US3	804.38	1	12	
	US4	804.38			
	US10B	804.38			
	US15A	804.38			
	US26	804.38			
	US26D	804.38			
	US32D	996.70			
	CTC: 20"	US3	1,187.87	1	12
		US4	1,187.87		
		US10B	1,187.87		
		US15A	1,187.87		
		US26	1,187.87		
		US26D	1,187.87		
	US32D	1,527.25			
 <p>1442 Roller Latch with Full Lip Strike Material: Forged brass Latch Face: 1" x 3-3/8" Strike: 1-11/16" x 2-1/4" x 5/32" thick Max Roller Projection: 3/8" Fasteners: #8 x 1" FPHWS; 8 - 32 x 3/4" FPHMS; #10 x 1-1/2" FPHWS Non-Ferrous Version available on US3, US10B, US15, and US26D with extended lead time - 14.40 adder (NF) comp</p>	US3	42.64	1	12	
	US4	60.25			
	US10	60.25			
	US10B	45.46			
	US15	50.58			
	US15A	81.31			
	US19	45.46			
	US26	44.75			
	US26D	36.17			



Description	Finish	List	Box Qty.	Case Qty.
1443	US3	46.80	1	12
Roller Latch w/ ASA Strike	US4	63.00		
Material: Forged brass	US10B	53.33		
Latch Face: 1" x 3-3/8"	US15	70.68		
Strike: 1-1/4" x 4-7/8" w/ 5/8" Lip	US15A	81.31		
Strike Thickness: .093"	US19	53.33		
Max Roller Projection: 3/8"	US26	60.25		
Fasteners: 12 - 24 x 1/2" FPHMS; #12 x 3/4" FPHWS; #10 x 1-1/2" FPHWS	US26D	39.82		



2610	US3		-	500
Finger Pull	US4			
Material: Brass	US5			
Overall Diameter: 31/32"	US10A	See Sliding Door Hardware Section for Pricing		
Finger Pull Diameter: 3/4"	US15			
Pull Clearance: 5/16"	US15A			
Projection: 1/32"	US26			
	US26D			



2620			-	50
Round Flush Pull				
Material: Brass				
Overall Diameter: 2-1/16"	US10A	See Sliding Door Hardware Section for Pricing		
Finger Pull Diameter: 1-11/16"	US15			
Pull Clearance: 11/32"	US26			
Projection: 5/64"				



2630	US3		-	50
Round Flush Pull	US4			
Material: Brass	US5			
Overall Diameter: 2-7/16"	US10A	See Sliding Door Hardware Section for Pricing		
Finger Pull Diameter: 2-1/16"	US15			
Pull Clearance: 11/32"	US15A			
Projection: 3/32"	US26			
	US26D			










2640	US3		-	50
Oblong Flush Pull	US4			
Material: Brass	US5			
Size: 1-5/16" x 2-3/4"	US10A	See Sliding Door Hardware Section for Pricing		
Cup Clearance: 5/16"	US15			
Fasteners: #6 x 5/8" OPHWS	US15A			
	US26			
	US26D			



9558	Wood	See Sliding Door Hardware Section for Pricing	-	100
Wood Knob				
Knob Diameter: 1-1/2"				
Base Diameter: 15/16"				
Fasteners: #8 x 1-3/4" PPHWS				



	Description	Finish	List	Box Qty.	Case Qty.
	9566	US3		-	100
	Knob	US4			
	Material: Zinc	US5			
	Knob Diameter: 1-1/4"	US10A	See Sliding Door Hardware Section for Pricing		
	Projection: 1"	US10B			
	Fasteners: #8 - 32 x 2" PPHMS; #8 - 32 x 1-3/4" PPHMS	US15			
		US15A			
	US26				
	US26D				
	9567	US3		-	100
	Rose - For use with 9566 knob	US4			
	Material: Zinc	US5			
	Base Diameter: 1-3/4"	US10A	See Sliding Door Hardware Section for Pricing		
	Projection: 15/32"	US10B			
	Fasteners: #8 - 32 x 2" PPHMS; #8 - 32 x 1-3/4" PPHMS	US15			
		US15A			
	US26				
	US26D				
	9865	Plastic	1.34	-	100
	Plastic Pull				
	Overall Diameter: 1-31/32"				
	Finger Pull Diameter: 1-19/32"				
	Pull Clearance: 11/32"				
	9882			-	100
	Pocket Door Edge Pull				
	Material: Brass	US3	19.27		
	Finger Pull Extends: 3/4"	US10B	23.31		
	Faceplate: 3/4" x 3-7/8"	US26	23.31		
	Fasteners: #6 x 5/8" FPHWS	US26D	23.31		
Note: See Sliding Door section for pricing and multiplier.					
	9884	US3		-	20
	Pocket Door Edge Pull				
	Material: Zinc				
	Finger Pull Extends: 1-1/16"				
	Faceplate: 21/32" x 3-1/2"				
	Fasteners: #6 x 5/8" FPHWS				
Note: See Sliding Door section for pricing and multiplier.					
	208	US26D	8.96	5	50
	Kick Down Door Holder				
	Material: Aluminum alloy				
	Base: 1-5/8" x 1-7/8"				
	Arm: 3-7/8"				
Fasteners: #6 x 3/4" FPHWS					
	209	US26	1.54	5	50
	Floor Door Stop				
	Material: Zinc				
	Height: 1-1/4"				
	Base Diameter: 1-3/32"				
	Tip Diameter: 19/32"				
	Fasteners: #8 x 2" FPHWS				
U/M - 1 each					



210
 Door Stop - Rigid
 Material: Zinc
 Projection: 3"
 Base Diameter: 1"
 Tip Diameter: 11/16"
 Fasteners: #8 x 5/8" wood thread
 U/M - 1 each

Finish	List
US3	2.50
US4	2.17
US5/ABA	2.31
US10A	2.31
US10R	2.31
US15A/AN	2.31
US15	2.31
US19	2.13
US26	2.24
US26D	2.50

Box Qty.	Case Qty.
5	50



211
 Door Stop - Flexible
 Material: Zinc
 Projection: 3-1/8"
 Base Diameter: 1"
 Tip Diameter: 9/16"
 Fasteners: #8 x 3/4" PPHWS
 U/M - 1 each

Finish	List
US3	1.99
US4	1.66
US5/ABA	2.17
US10A	2.17
US10R	2.17
US15A/AN	2.17
US15	2.17
US26	1.79
US26D	1.99


10	100
----	-----



212
 Hinge Pin Door Bumper
 Material: Zinc
 U/M - 1 each
 Adjustable from 180° to 120°
 For use with residential hinges
 Works with 1/4" hinge pins

Finish	List
US3	2.62
US4	2.50
US5/ABA	2.62
US10A	2.17
US10R	2.13
US15A/AN	2.62
US15	2.56
US19	2.50
US26	1.98
US26D	1.98

10	100
----	-----



1412
 Door Guard
 Arm Length: 4"
 Material: Zinc
 Fasteners: #6 x 3/4" FPHWS
 U/M - 1 each with screws

Finish	List
US3	11.26
ABA	8.70
US10A	8.70
US15A/AN	8.70
US15	8.70
US26	8.70
US26D	11.26

5	50
---	----



1413
 Flush Bolt - Square Corners
 Material: Brass w/ steel components
 Bolt Diameter: 1/2"
 Bolt Throw: 15/16"
 Faceplate: 3/4" x 6"
 Backset: 7/16"
 Strike: 7/8" x 1-3/4"
 Fasteners: #6 x 3/4" FPHWS
 U/M - 1 each with screws

Finish	List
US3	11.40
US4	11.40
US5/ABA	13.96
US10A	13.96
US10R	13.96
US15A/AN	13.96
US15	11.40
US26	11.40
US26D	11.40

10	100
----	-----





Description	Finish	List	Box Qty.	Case Qty.
1414			10	100
Flush Bolt - Round Corners	US3	11.40		
Material: Brass w/ steel components	US10R	13.96		
Bolt Diameter: 1/2"	US15	11.40		
Bolt Throw: 15/16"	US26D	11.40		
Faceplate: 3/4" x 6"				
Backset: 7/16"				
Strike: 7/8" x 1-3/4"				
Fasteners: #6 x 3/4" FPHWS				
Strikeplate and screws				
U/M - 1 each				



1415	US3	2.62	100	500
Strike Plate	US10A	2.62		
Material: Brass	US15A/AN	2.62		
Size: 7/8" x 1-3/4"	US15	2.62		
Fasteners: #6 x 3/4" FPHWS	US26D	2.62		
U/M - 1 each with screws				









1416			10	100
Flush Bolt - Single Route	US3	13.51		
Material: Brass w/ steel components	US4	13.51		
Bolt Diameter: 5/16"	US5/ABA	13.51		
Backset: 3/8"	US10A	13.51		
Faceplate: 3/4" x 7-1/8"	US10R	13.51		
Strike: 21/32" x 1-1/2"	US15A/AN	13.51		
Bolt Throw: 7/8"	US15	13.51		
Fasteners: #8 x 1-1/2" FPHWS; #6 x 3/4" FPHWS	US26	13.51		
U/M - 1 each with strikeplate and screws	US26D	13.51		














1418			10	100
Flush Bolt with Extension Rod	US3	15.88		
Material: Brass w/ steel components	US5/ABA	15.88		
Bolt Diameter: 5/16"	US10A	18.24		
Backset: 3/8"	US10R	17.48		
Faceplate: 23/32" x 7-3/8"	US15A/AN	18.24		
Strike: 5/8" x 1-1/2"	US15	15.88		
Bolt Throw: 3/4"	US26	15.88		
Extended Rod Length: 16"	US26D	15.88		
Fasteners: #8 x 1-1/2" FPHWS; #6 x 3/4" FPHWS				
U/M - 1 each with strikeplate and screws				








1419			10	100
Flip/Foot Bolt Flush Bolt	US3	12.68		
Material: Brass with steel components	US4	12.68		
Faceplate: 3/4" x 7-1/8"	US5/ABA	15.88		
Strike: 5/8" x 1-1/2"	US10R	15.88		
Bolt Diameter: 5/16"	US15	12.68		
Bolt Throw: 3/4"	US26	12.68		
Backset: 5/16"	US26D	12.68		
Fasteners: #8 x 1-1/2" FPHWS; #6 x 3/4" FPHWS				
U/M - 1 each				

Description	Finish	List	Box Qty.	Case Qty.	
 <p>1439 Magnetic Catch Material: Plastic Catch: 1-1/16" x 2" Strike: 7/8" x 1" Fasteners: #6 x 1/2" TPHWS; #4 x 1/2" FPHWS U/M - 1 each with screws</p>	-	2.62	25	100	
 <p>1446 Ball Catch Material: Zinc Faceplate: 1" x 2-1/4" Strike: 1-3/8" x 2-1/4" Fasteners: #6 FPHWS U/M - 1 each with two strikeplates and screws</p>	US3	5.05	10	50	
	US4	5.05			
	US5/ABA	5.76			
	US10A	5.76			
	US10R	5.76			
	US15A/AN	5.76			
	US15	5.76			
 <p>1447 Drive in Ball Catch Material: Zinc Faceplate: 1" diameter Strike: 1-3/8" x 2-1/4" Fasteners: #6 FPHWS U/M - 1 each with 2 strikeplates and screws</p>	US3	4.61	10	50	
	US4	5.05			
	US5/ABA	5.76			
	US10A	5.76			
	US10R	5.76			
	US15A/AN	5.76			
	US15	5.76			
 <p>1448 Strike Plate for 1446 or 1447 Size: 1-3/8" x 2-1/4" Fasteners: #6 FPHWS U/M - 1 each with screws</p>	US3	2.62	100	500	
	US4	2.62			
	US5/ABA	2.62			
	US10A	2.62			
	US10R	2.62			
	US15A/AN	2.62			
	US15	2.62			
 <p>1449 Drive In Ball Catch for 1448 Material: Zinc Faceplate: 1" diameter U/M - 1 each</p>	US4	2.31	100	300	
	 <p>1755 115° One Way Door Viewer UL Listed U/M - 1 each 90 min. fire rated Door Thickness: 1-3/8" - 2-1/8"</p>	US3	8.07	10	100
		US4	8.07		
		US5/ABA	7.94		
US10A		7.94			
US10R		7.94			
US15A/AN		7.94			
US15		7.94			
US26	7.75				
US26D	7.81				



	Description	Finish	List	Box Qty.	Case Qty.
 	1756 185° One Way Door Viewer UL Listed U/M - 1 each 90 Minute Fire-Rated Door Thickness: 1-3/8" - 2-1/8"	US3	12.17	-	50
		US4	12.17		
		US5/ABA	18.12		
		US10A	18.12		
		US10R	18.12		
		US15A/AN	18.12		
		US15	18.12		
		US26	18.12		
		US26D	12.62		
		 	1758 115° One Way Door Viewer with Privacy Flap Door Thickness: 1-3/8" - 2-1/8" UL Listed U/M - 1 each 90 Minute Fire-Rated	US3	12.80
US10A	12.48				
US26	12.48				
US26D	12.42				
 	1759 185° One Way Door Viewer with Privacy Flap Door Thickness: 1-3/8" - 2-1/8" UL Listed U/M - 1 each 90 Minute Fire-Rated	US3	16.65	-	50
		US10A	23.69		
		US26	23.69		
		US26D	16.13		
 	1765 Privacy Flap for 115° One Way Viewer 1755	US3	6.21	1	200
		US26	5.57		
		US26D	6.21		
 	1766 Privacy Flap for 185° One Way Viewer 1756	US3	7.10	1	200
		US10A	6.59		
		US26	6.59		
		US26D	6.92		
	621 Door Stop Flexible Projection: 3" Tip Diameter: 7/16" Base Diameter: 3/4" Fastener: #8 x 11/32" thread U/M - 1 each	US3	1.22	-	150
		US4	1.02		
		US5/ABA	1.15		
		US10A	1.15		
		US10R	1.15		
		US15	1.15		
		US26D	1.15		

	Description	Finish	List	Box Qty.	Case Qty.
	6212	US3	1.48	-	100
	Hinge Pin Door Bumper	US4	1.40		
	U/M - 1 each	US5/ABA	1.40		
	Adjustable from 180° to 120°	US10A	1.40		
	For use with residential hinges	US10R	1.40		
	Works with 1/4" hinge pins	US15A/AN	1.40		
		US15	1.40		
		US26	1.48		
		US26D	1.39		
	6601	US3	2.82	-	300
	Handrail Bracket	US4	2.82		
	Material: Cast Aluminum	US10A	3.84		
	Base to Center of Rail: 2-3/4"	US10R	3.84		
	Projection: 3-1/4"	US15	3.65		
	Fasteners: #8 x 1-1/2" OPHWS; #8 x 3/4" OPHWS	US26	2.82		
	U/M - 1 each with screws	US26D	3.65		
	6610	US3	1.40	-	100
	Coat & Hat Hook	US4	1.34		
	Max. Projection: 2-13/16"	US10A	1.40		
	Min. Projection: 1-5/16"	US15	1.40		
	Fastener: #6 x 3/4" FPHWS	US26	1.40		
U/M - 1 each with screws	US26D	1.40			
	BL6793	2D	1.99	-	100
	Pole Sockets Material: Steel U/M - 2 each with screws				
	BL6794		1.22	-	100
	Pole Sockets Material: Plastic U/M - 2 each with screws				

